These projections are developed based on limited information and with broad assumptions, and changes as new information and conditions arise.

RII	01/2009-03/2009	04/2009-06/2009	07/2009-09/2009	10/2009-12/2009	01/2010-03/2010	04/2010-06/2010	07/2010-09/2010	10/2010-12/2010	01/2011-03/2011	04/2011-06/2011	07/2011-09/2011	10/2011-12/2011	01/2012-03/2012	04/2012-06/2012	07/2012-09/2012	10/2012-12/2012	01/2013-03/2013	04/2013-06/2013	07/2013-09/2013	10/2013-12/2013	01/2014-03/2014	04/2014-06/2014	07/2014-09/2014	10/2014-12/2014	01/2015-03/2015	04/2015-06/2015	07/2015-09/2015	10/2015-12/2015	01/2016-03/2016	04/2016-06/2016	07/2016-09/2016	10/2016-12/2016	01/2017-03/2017	04/2017-06/2017	07/2017-09/2017	10/2017-12/2017	01/2018-03/2018	04/2018-06/2018	07/2018-09/2018	10/2018-12/2018	01/2019-03/2019	04/2019-06/2019	07/2019-09/2019	10/2019-12/2019
Projected Expenditures	$1,138	$35,486	$114,534	$6,406,559	$2,230,745	$7,014,278	$47,096,680	$47,186,355	$103,755,985	$105,770,668	$207,480,652	$264,537,853	$396,085,103	$400,241,732	$587,050,756	$740,924,758	$842,622,239	$976,145,207	$1,090,556,553	$1,250,022,628	$1,289,088,639	$1,396,485,776	$1,476,193,616	$1,564,664,904	$1,628,698,980	$1,676,994,264	$1,750,570,195	$1,778,671,383	$1,822,059,631	$1,875,699,271	$1,924,989,168	$1,982,737,769	$2,070,850,285	$2,173,837,998	$2,289,767,707	$2,412,602,160	$2,528,013,268	$2,648,816,163	$2,757,307,325	$2,869,535,812	$2,967,140,585	$3,068,828,128	$3,193,336,895	$3,291,892,796
Quarterly Projection	$1,138	$35,275	$79,135	$6,367,668	$7,726,209	$24,814,564	$40,081,922	$39,109,675	$56,569,630	$56,186,683	$71,936,146	$78,841,201	$84,551,260	$84,338,669	$187,519,054	$141,414,002	$95,788,480	$105,523,168	$101,389,256	$159,466,075	$38,245,811	$107,396,137	$77,666,437	$76,485,898	$64,034,082	$48,595,294	$56,575,931	$28,100,188	$43,387,248	$53,639,640	$49,289,897	$57,747,601	$88,112,516	$103,986,713	$115,929,709	$122,411,453	$115,410,108	$120,802,895	$108,490,162	$107,227,487	$98,604,773	$124,508,767	$98,556,901
Actual Expenditure	$12,100	$55,486	$114,534	$6,486,559	$22,265,705	$7,014,278	$47,096,680	$47,186,355	$103,755,985	$105,770,668	$207,480,652	$264,537,853	$396,085,103	$400,241,732	$587,050,756	$740,924,758	$842,622,239	$976,145,207	$1,090,556,553	$1,250,022,628	$1,289,088,639	$1,396,485,776	$1,476,193,616	$1,564,664,904	$1,628,698,980	$1,676,994,264	$1,750,570,195	$1,778,671,383	$1,822,059,631	$1,875,699,271	$1,924,989,168												
Actual Quarterly Expend (from QPRs)	$12,100	$55,275	$79,135	$6,367,668	$7,726,209	$24,814,564	$40,081,922	$39,109,675	$56,569,630	$56,186,683	$71,936,146	$78,841,201	$84,551,260	$84,338,669	$187,519,054	$141,414,002	$95,788,480	$105,523,168	$101,389,256	$159,466,075	$38,245,811	$107,396,137	$77,666,437	$76,485,898	$64,034,082	$48,595,294	$56,575,931	$28,100,188	$43,387,248	$53,639,640	$49,289,897	$57,747,601	$88,112,516	$103,986,713	$115,929,709	$122,411,453	$115,410,108	$120,802,895	$108,490,162	$107,227,487	$98,604,773	$124,508,767	$98,556,901

Title Clearance	01/2009-03/2009	04/2009-06/2009	07/2009-09/2009	10/2009-12/2009	01/2010-03/2010	04/2010-06/2010	07/2010-09/2010	10/2010-12/2010	01/2011-03/2011	04/2011-06/2011	07/2011-09/2011	10/2011-12/2011	01/2012-03/2012	04/2012-06/2012	07/2012-09/2012	10/2012-12/2012	01/2013-03/2013	04/2013-06/2013	07/2013-09/2013	10/2013-12/2013	01/2014-03/2014	04/2014-06/2014	07/2014-09/2014	10/2014-12/2014	01/2015-03/2015	04/2015-06/2015	07/2015-09/2015	10/2015-12/2015	01/2016-03/2016	04/2016-06/2016	07/2016-09/2016	10/2016-12/2016	01/2017-03/2017	04/2017-06/2017	07/2017-09/2017	10/2017-12/2017	01/2018-03/2018	04/2018-06/2018	07/2018-09/2018	10/2018-12/2018	01/2019-03/2019	04/2019-06/2019	07/2019-09/2019	10/2019-12/2019
Projected Expenditures	$56	$56	$28,846	$140,494	$253,658	$353,052	$763,497	$925,399	$1,165,645	$1,196,626	$1,766,600	$2,208,041	$2,954,142	$3,597,070	$3,996,994	$5,765,255	$6,818,104	$8,009,710	$9,278,760	$10,914,554	$12,854,110	$14,205,598	$14,252,791	$14,322,514	$15,735,450	$15,817,963	$17,678,484	$18,298,029	$19,863,566	$19,893,214	$18,198,112	$17,967,266	$19,641,843	$16,947,114	$14,198,112	$12,182,144	$12,791,184	$13,963,171	$14,791,184	$15,755,192	$16,705,505	$17,252,202
Quarterly Projection	$56	$0	$28,819	$111,598	$96,142	$99,395	$410,445	$161,902	$240,246	$30,981	$570,974	$441,112	$745,101	$642,928	$399,924	$1,768,261	$1,052,849	$1,191,606	$1,269,050	$1,635,794	$1,939,556	$1,351,488	$46,193	$69,723	$1,412,936	$82,513	$1,860,521	$620,545	$1,565,537	$30,648	$1,694,898	$1,769,154	$2,674,577	$2,306,129	$2,851,598	$2,484,032	$609,040	$1,171,040	$828,013	$964,008	$950,313	$547,697	$546,690
Actual Expenditure	$56	$56	$28,846	$140,494	$253,658	$353,052	$763,497	$925,399	$1,165,645	$1,196,626	$1,766,600	$2,208,041	$2,954,142	$3,597,070	$3,996,994	$5,765,255	$6,818,104	$8,009,710	$9,278,760	$10,914,554	$12,854,110	$14,205,598	$14,252,791	$14,322,514	$15,735,450	$15,817,963	$17,678,484	$18,298,029	$19,863,566	$19,893,214	$18,198,112	$17,967,266	$19,641,843	$16,947,114	$14,198,112	$12,182,144	$12,791,184	$13,963,171	$14,791,184	$15,755,192	$16,705,505	$17,252,202
Actual Quarterly Expend (from QPRs)	$56	$0	$28,819	$111,598	$96,142	$99,395	$410,445	$161,902	$240,246	$30,981	$570,974	$441,112	$745,101	$642,928	$399,924	$1,768,261	$1,052,849	$1,191,606	$1,269,050	$1,635,794	$1,939,556	$1,351,488	$46,193	$69,723	$1,412,936	$82,513	$1,860,521	$620,545	$1,565,537	$30,648	$1,694,898	$1,769,154	$2,674,577	$2,306,129	$2,851,598	$2,484,032	$609,040	$1,171,040	$828,013	$964,008	$950,313	$547,697	$546,690

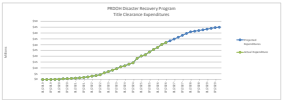

Rental Assistance	01/2009-03/2009	04/2009-06/2009	07/2009-09/2009	10/2009-12/2009	01/2010-03/2010	04/2010-06/2010	07/2010-09/2010	10/2010-12/2010	01/2011-03/2011	04/2011-06/2011	07/2011-09/2011	10/2011-12/2011	01/2012-03/2012	04/2012-06/2012	07/2012-09/2012	10/2012-12/2012	01/2013-03/2013	04/2013-06/2013	07/2013-09/2013	10/2013-12/2013	01/2014-03/2014	04/2014-06/2014	07/2014-09/2014	10/2014-12/2014	01/2015-03/2015	04/2015-06/2015	07/2015-09/2015	10/2015-12/2015	01/2016-03/2016	04/2016-06/2016	07/2016-09/2016	10/2016-12/2016	01/2017-03/2017	04/2017-06/2017	07/2017-09/2017	10/2017-12/2017	01/2018-03/2018	04/2018-06/2018	07/2018-09/2018	10/2018-12/2018	01/2019-03/2019	04/2019-06/2019	07/2019-09/2019	10/2019-12/2019
Projected Expenditures	$0	$70	$2,895	$5,495	$95,384	$172,529	$570,020	$2,567,075	$3,076,405	$5,663,651	$6,758,779	$8,325,906	$9,609,894	$10,736,364	$11,604,994	$12,668,695	$13,124,585	$13,571,373	$13,516,171	$13,556,666	$14,957,766	$14,559,140	$14,559,140	$14,559,140	$14,559,140	$14,559,140	$14,559,140	$14,559,140	$14,559,140	$14,559,140	$14,559,140	$14,559,140	$14,559,140	$14,559,140	$14,559,140	$14,559,140	$14,559,140	$14,559,140	$14,559,140	$14,559,140	$14,559,140	$14,559,140	$14,559,140
Quarterly Projection	$0	$70	$2,825	$2,600	$89,889	$77,145	$397,491	$1,996,055	$509,330	$2,587,246	$1,095,128	$1,567,127	$1,284,988	$1,126,470	$868,630	$1,063,701	$455,890	$446,788	$(55,202)	$40,495	$1,400,600	$(398,626)	$0	$0	$0	$0	$0	$0	$0	$0	$0	$0	$0	$0	$0	$0	$0	$0	$0	$0	$0	$0	$0	$0
Actual Expenditure	$0	$70	$2,895	$5,495	$95,384	$172,529	$570,020	$2,567,075	$3,076,405	$5,663,651	$6,758,779	$8,325,906	$9,609,894	$10,736,364	$11,604,994	$12,668,695	$13,124,585	$13,571,373	$13,516,171	$13,556,666	$14,957,766	$14,559,140	$14,559,140	$14,559,140	$14,559,140	$14,559,140	$14,559,140	$14,559,140	$14,559,140	$14,559,140	$14,559,140	$14,559,140	$14,559,140	$14,559,140	$14,559,140	$14,559,140	$14,559,140	$14,559,140	$14,559,140	$14,559,140	$14,559,140	$14,559,140	$14,559,140
Actual Quarterly Expend (from QPRs)	$0	$ 70	$ 2,825	$ 602	$ -	$ 85,889	$ 80,945	$ 401,055	$ 1,742,010	$ 1,758,760	$987,455	$1,054,857	$1,407,132	$1,543,995	$1,080,468	$1,082,255	$600,090	$377,788	$344,768	$310,614	$38,495	$1,078	$1,986	$0	$0	$0	$0	$0	$0	$0	$0	$0	$0	$0	$0	$0	$0	$0	$0	$0	$0	$0	$0	$0

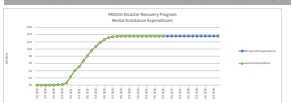

Social Interest Housing	01/2009-03/2009	04/2009-06/2009	07/2009-09/2009	10/2009-12/2009	01/2010-03/2010	04/2010-06/2010	07/2010-09/2010	10/2010-12/2010	01/2011-03/2011	04/2011-06/2011	07/2011-09/2011	10/2011-12/2011	01/2012-03/2012	04/2012-06/2012	07/2012-09/2012	10/2012-12/2012	01/2013-03/2013	04/2013-06/2013	07/2013-09/2013	10/2013-12/2013	01/2014-03/2014	04/2014-06/2014	07/2014-09/2014	10/2014-12/2014	01/2015-03/2015	04/2015-06/2015	07/2015-09/2015	10/2015-12/2015	01/2016-03/2016	04/2016-06/2016	07/2016-09/2016	10/2016-12/2016	01/2017-03/2017	04/2017-06/2017	07/2017-09/2017	10/2017-12/2017	01/2018-03/2018	04/2018-06/2018	07/2018-09/2018	10/2018-12/2018	01/2019-03/2019	04/2019-06/2019	07/2019-09/2019	10/2019-12/2019
Projected Expenditures	$844	$1,456	$1,545	$2,046	$26,496	$37,093	$107,927	$236,859	$382,619	$556,989	$588,266	$762,116	$857,640	$988,795	$1,260,564	$1,357,947	$1,427,928	$1,652,263	$1,661,851	$1,613,360	$7,275,072	$7,509,195	$8,269,362	$8,746,653	$10,062,994	$10,803,357	$12,080,896	$12,885,904	$11,789,586	$14,211,339	$14,592,699	$14,795,452	$18,114,371	$15,550,847	$16,927,033	$18,614,454	$14,078,789	$19,550,814	$19,096,814	$18,585,512	$19,028,000	$20,200,000
Quarterly Projection	$844	$612	$89	$501	$24,449	$10,597	$70,833	$128,932	$146,760	$174,370	$31,277	$173,850	$95,524	$131,155	$272,769	$97,383	$70,981	$224,335	$9,588	$(48,491)	$5,661,712	$234,123	$760,167	$477,291	$1,316,341	$740,363	$1,277,539	$804,008	$(96,318)	$2,421,753	$381,360	$202,753	$3,319,919	$(2,564,524)	$1,376,186	$1,687,421	$(4,535,665)	$5,471,025	$(454,000)	$(511,302)	$442,698	$1,171,488	$1,642,300
Actual Expenditure	$844	$1,456	$1,545	$2,046	$26,496	$37,093	$107,927	$236,859	$382,619	$556,989	$588,266	$762,116	$857,640	$988,795	$1,260,564	$1,357,947	$1,427,928	$1,652,263	$1,661,851	$1,613,360	$7,275,072	$7,509,195	$8,269,362	$8,746,653	$10,062,994	$10,803,357	$12,080,896	$12,885,904	$11,789,586	$14,211,339	$14,592,699	$14,795,452	$18,114,371	$15,550,847	$16,927,033	$18,614,454	$14,078,789	$19,550,814	$19,096,814	$18,585,512	$19,028,000	$20,200,000
Actual Quarterly Expend (from QPRs)	$844	$ -	$ 640	$ 94	$ 472	$ 26,479	$ 10,597	$ 120,614	$ 74,552	$ 192,960	$149,130	$88,298	$155,847	$154,525	$92,153	$240,521	$107,459	$2,769,966	$824,321	$1,629,491	$291,709	$681,712	$234,266	$716,226	$814,932	$1,298,144	$889,025	$1,217,075	$794,513	$968,282	$645,767	$571,386	$1,643,072	$1,464,646	$1,361,436	$1,352,363	$1,574,096	$1,147,346	$1,488,635	$1,662,325	$1,573,571	$1,548,997	$480,501

Housing Counseling	01/2009-03/2009	04/2009-06/2009	07/2009-09/2009	10/2009-12/2009	01/2010-03/2010	04/2010-06/2010	07/2010-09/2010	10/2010-12/2010	01/2011-03/2011	04/2011-06/2011	07/2011-09/2011	10/2011-12/2011	01/2012-03/2012	04/2012-06/2012	07/2012-09/2012	10/2012-12/2012	01/2013-03/2013	04/2013-06/2013	07/2013-09/2013	10/2013-12/2013	01/2014-03/2014	04/2014-06/2014	07/2014-09/2014	10/2014-12/2014	01/2015-03/2015	04/2015-06/2015	07/2015-09/2015	10/2015-12/2015	01/2016-03/2016	04/2016-06/2016	07/2016-09/2016	10/2016-12/2016	01/2017-03/2017	04/2017-06/2017	07/2017-09/2017	10/2017-12/2017	01/2018-03/2018	04/2018-06/2018	07/2018-09/2018	10/2018-12/2018	01/2019-03/2019	04/2019-06/2019	07/2019-09/2019	10/2019-12/2019
Projected Expenditures	$451	$7,437	$10,646	$69,708	$148,699	$494,571	$815,537	$1,265,659	$2,139,282	$2,976,637	$3,609,932	$4,145,698	$5,204,434	$5,768,548	$6,346,284	$7,690,377	$8,864,214	$9,787,098	$10,811,390	$11,552,651	$12,742,755	$13,343,586	$14,017,798	$14,329,766	$14,026,122	$14,717,524	$17,289,775	$18,277,412	$19,680,655	$19,885,205	$20,049,533	$20,229,798	$20,567,113	$20,688,485	$20,589,151	$20,738,765	$20,877,034	$20,946,954	$21,061,389	$21,177,289	$21,292,082	$21,356,880	$21,418,814
Quarterly Projection	$451	$6,750	$3,484	$59,062	$79,991	$346,872	$320,966	$450,122	$873,623	$837,355	$633,295	$536,766	$1,058,736	$564,114	$577,736	$1,344,093	$1,173,837	$922,884	$1,024,292	$741,261	$1,190,104	$600,831	$674,212	$312,968	$(303,644)	$690,402	$2,572,251	$987,637	$1,403,243	$204,550	$164,328	$180,265	$338,315	$320,372	$(99,334)	$149,614	$139,269	$69,920	$114,435	$115,900	$115,793	$64,798	$62,934	$62,145
Actual Expenditure	$451	$7,437	$10,646	$69,708	$148,699	$494,571	$815,537	$1,265,659	$2,139,282	$2,976,637	$3,609,932	$4,145,698	$5,204,434	$5,768,548	$6,346,284	$7,690,377	$8,864,214	$9,787,098	$10,811,390	$11,552,651	$12,742,755	$13,343,586	$14,017,798	$14,329,766	$14,026,122	$14,717,524	$17,289,775	$18,277,412	$19,680,655	$19,885,205	$20,049,533	$20,229,798	$20,567,113	$20,688,485	$20,589,151	$20,738,765	$20,877,034	$20,946,954	$21,061,389	$21,177,289	$21,292,082	$21,356,880	$21,418,814
Actual Quarterly Expend (from QPRs)	$451	$ 6,707	$ 3,484	$ 62,67	$ 99,901	$ 374,961	$ 319,588	$ 449,122	$ 873,623	$ 837,355	$633,295	$536,766	$1,058,736	$564,114	$577,736	$1,344,093	$1,173,837	$922,884	$1,024,292	$741,261	$1,190,104	$600,831	$674,212	$312,968	$(303,644)	$690,402	$2,572,251	$987,637	$1,403,243	$204,550	$164,328	$180,265	$338,315	$320,372	$(99,334)	$149,614	$139,269	$69,920	$114,435	$115,900	$115,793	$64,798	$62,934	$62,145

LIHTC	01/2009-03/2009	04/2009-06/2009	07/2009-09/2009	10/2009-12/2009	01/2010-03/2010	04/2010-06/2010	07/2010-09/2010	10/2010-12/2010	01/2011-03/2011	04/2011-06/2011	07/2011-09/2011	10/2011-12/2011	01/2012-03/2012	04/2012-06/2012	07/2012-09/2012	10/2012-12/2012	01/2013-03/2013	04/2013-06/2013	07/2013-09/2013	10/2013-12/2013	01/2014-03/2014	04/2014-06/2014	07/2014-09/2014	10/2014-12/2014	01/2015-03/2015	04/2015-06/2015	07/2015-09/2015	10/2015-12/2015	01/2016-03/2016	04/2016-06/2016	07/2016-09/2016	10/2016-12/2016	01/2017-03/2017	04/2017-06/2017	07/2017-09/2017	10/2017-12/2017	01/2018-03/2018	04/2018-06/2018	07/2018-09/2018	10/2018-12/2018	01/2019-03/2019	04/2019-06/2019	07/2019-09/2019	10/2019-12/2019
Projected Expenditures	$1,330	$16,761	$36,245	$46,066	$2,565,784	$5,246,518	$10,163,615	$24,180,148	$24,172,536	$28,992,658	$47,564,890	$53,952,126	$68,629,169	$69,599,960	$84,898,655	$111,997,288	$134,965,460	$151,338,207	$167,731,554	$194,820,957	$213,885,457	$233,004,965	$267,146,557	$270,949,851	$272,961,227	$279,994,854	$293,004,965	$296,739,014	$298,969,812	$304,599,752	$304,809,617	$304,914,278	$306,731,014	$314,791,485	$318,994,765	$319,925,529	$324,809,034	$326,123,436	$328,405,905	$329,205,283	$331,595,689	$331,985,486	$332,080,424
Quarterly Projection	$1176	$15,431	$19,484	$9,821	$2,519,718	$2,681,734	$4,917,097	$14,016,533	$(7,611)	$4,820,122	$18,572,232	$6,387,236	$14,676,143	$970,791	$15,298,695	$27,098,633	$22,967,172	$16,372,747	$16,393,347	$27,089,403	$19,064,500	$20,119,508	$34,141,592	$3,803,294	$2,012,376	$7,032,627	$13,010,111	$3,734,049	$2,230,798	$5,629,940	$210,815	$105,661	$1,817,736	$8,060,471	$4,202,280	$930,764	$4,883,505	$1,313,402	$2,282,469	$799,378	$2,389,406	$390,797	$94,938	$61,938
Actual Expenditure	$1176	$15,431	$19,484	$9,821	$2,519,718	$2,681,734	$4,917,097	$14,016,533	$(7,611)	$4,820,122	$18,572,232	$6,387,236	$14,676,143	$970,791	$15,298,695	$27,098,633	$22,967,172	$16,372,747	$16,393,347	$27,089,403	$19,064,500	$20,119,508	$34,141,592	$3,803,294	$2,012,376	$7,032,627	$13,010,111	$3,734,049	$2,230,798	$5,629,940	$210,815	$105,661	$1,817,736	$8,060,471	$4,202,280	$930,764	$4,883,505	$1,313,402	$2,282,469	$799,378	$2,389,406	$390,797	$94,938	$61,938
Actual Quarterly Expend (from QPRs)	$1176	$ 770	$ 4,053	$ 563	$ 5,104,645	$ 5,163,017	$ 5,245,363	$ 9,099,436	$ 4,179,173	$ 2,097,178	$8,790,142	$8,961,422	$8,618,805	$8,499,514	$8,974,564	$11,298,498	$10,234,619	$23,865,873	$16,410,548	$10,634,127	$17,890,600	$18,779,529	$19,456,448	$18,279,854	$18,735,314	$15,963,786	$19,805,885	$17,008,171	$18,913,024	$19,429,836	$17,269,865	$19,648,961	$22,814,841	$15,058,386	$15,915,529	$16,830,834	$16,120,436	$18,403,905	$22,635,394	$22,105,624	$18,856,696	$18,910,642	$18,968,576

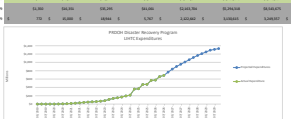

CDBG	01/2009-03/2009	04/2009-06/2009	07/2009-09/2009	10/2009-12/2009	01/2010-03/2010	04/2010-06/2010	07/2010-09/2010	10/2010-12/2010	01/2011-03/2011	04/2011-06/2011	07/2011-09/2011	10/2011-12/2011	01/2012-03/2012	04/2012-06/2012	07/2012-09/2012	10/2012-12/2012	01/2013-03/2013	04/2013-06/2013	07/2013-09/2013	10/2013-12/2013	01/2014-03/2014	04/2014-06/2014	07/2014-09/2014	10/2014-12/2014	01/2015-03/2015	04/2015-06/2015	07/2015-09/2015	10/2015-12/2015	01/2016-03/2016	04/2016-06/2016	07/2016-09/2016	10/2016-12/2016	01/2017-03/2017	04/2017-06/2017	07/2017-09/2017	10/2017-12/2017	01/2018-03/2018	04/2018-06/2018	07/2018-09/2018	10/2018-12/2018	01/2019-03/2019	04/2019-06/2019	07/2019-09/2019	10/2019-12/2019
Projected Expenditures	$0	$0	$33	$33	$0	$0	$0	$0	$0	$0	$3,776	$9,641	$30,490	$92,045	$1,198,455	$7,118,664	$12,552,173	$19,351,172	$22,828,800	$29,675,775	$90,000,664	$109,760,640	$120,480,600	$134,817,705	$150,278,970	$170,289,188	$187,279,637	$196,995,909	$206,944,665	$212,782,719	$215,779,898	$224,259,334	$237,093,655	$237,148,424	$240,495,334	$250,651,064	$256,614,858	$271,148,416	$281,392,492	$287,558,262	$292,743,614	$297,497,318	$306,202,800
Quarterly Projection	$0	$0	$33	$33	$0	$0	$0	$0	$0	$0	$3,776	$5,865	$20,849	$61,555	$1,106,410	$5,920,209	$5,433,509	$6,798,999	$3,477,628	$6,847,000	$68,324,889	$19,760,976	$10,720,960	$14,337,105	$15,461,265	$20,010,218	$16,990,449	$9,716,272	$9,948,756	$5,838,054	$3,000,179	$8,479,436	$12,834,321	$144,769	$3,346,910	$10,156,730	$5,962,794	$14,533,558	$10,244,076	$6,166,770	$5,185,352	$4,753,704	$8,705,482	$9,700,382
Actual Expenditure	$0	$0	$33	$33	$0	$0	$0	$0	$0	$0	$3,776	$9,641	$30,490	$92,045	$1,198,455	$7,118,664	$12,552,173	$19,351,172	$22,828,800	$29,675,775	$90,000,664	$109,760,640	$120,480,600	$134,817,705	$150,278,970	$170,289,188	$187,279,637	$196,995,909	$206,944,665	$212,782,719	$215,779,898	$224,259,334	$237,093,655	$237,148,424	$240,495,334	$250,651,064	$256,614,858	$271,148,416	$281,392,492	$287,558,262	$292,743,614	$

HMA	01/2019-03/2019	04/2019-06/2019	07/2019-09/2019	10/2019-12/2019	01/2020-03/2020	04/2020-06/2020	07/2020-09/2020	10/2020-12/2020	01/2021-03/2021	04/2021-06/2021	07/2021-09/2021	10/2021-12/2021	01/2022-03/2022	04/2022-06/2022	07/2022-09/2022	10/2022-12/2022	01/2023-03/2023	04/2023-06/2023	07/2023-09/2023	10/2023-12/2023	01/2024-03/2024	04/2024-06/2024	07/2024-09/2024	10/2024-12/2024	01/2025-03/2025	04/2025-06/2025	07/2025-09/2025	10/2025-12/2025	01/2026-03/2026	04/2026-06/2026	07/2026-09/2026	10/2026-12/2026	01/2027-03/2027	04/2027-06/2027	07/2027-09/2027	10/2027-12/2027	01/2028-03/2028	04/2028-06/2028	07/2028-09/2028	10/2028-12/2028	01/2029-03/2029	04/2029-06/2029	07/2029-09/2029	10/2029-12/2029
Projected Expenditures	$0	$0	$0	$0	$0	$0	$466,018	$956,071	$5,176,845	$11,852,656	$94,879,495	$96,470,664	$63,757,147	$14,020,491	$149,553,511	$263,962,824	$298,242,436	$276,984,490	$340,679,091	$427,007,851	$608,842,565	$563,684,138	$512,857,422	$567,551,862	$688,575,232	$849,754,708	$890,572,009	$766,507,758	$763,507,977	$712,892,148	$752,210,688	$724,983,927	$723,756,822	$726,477,399	$730,779,890	$735,184,062	$738,452,331	$743,564,377	$746,977,470	$749,152,071	$751,092,701	$752,685,812	$753,988,060
Quarterly Projection	$0	$0	$0	$0	$0	$0	$466,018	$490,054	$4,220,774	$6,675,811	$83,026,839	$91,591,169	$53,286,483	$8,262,344	$135,532,020	$114,409,313	$34,279,612	$7,284,054	$54,694,601	$86,328,759	$181,834,714	$95,841,573	$50,172,884	$54,693,440	$121,023,370	$161,179,476	$41,817,301	$24,935,749	$3,000,219	$12,324,171	$21,526,586	$13,703,229	$3,747,095	$2,720,572	$4,302,491	$4,404,171	$3,268,272	$5,112,046	$3,413,093	$2,175,601	$1,940,630	$1,592,611	$1,303,259	$968,148
Actual Expenditure	$0	$0	$0	$0	$0	$0	$466,018	$956,071	$5,176,845	$11,852,656	$94,879,495	$96,470,664	$63,757,147	$14,020,491	$149,553,511	$263,962,824	$298,242,436	$276,984,490	$340,679,091	$427,007,851	$608,842,565	$563,684,138	$512,857,422	$567,551,862	$688,575,232	$849,754,708	$890,572,009	$766,507,758	$763,507,977	$712,892,148	$752,210,688	$724,983,927	$723,756,822	$726,477,399	$730,779,890	$735,184,062	$738,452,331	$743,564,377	$746,977,470	$749,152,071	$751,092,701	$752,685,812	$753,988,060
Actual Quarterly Expend (Non-QPRs)	$0	$0	$0	$0	$0	$0	$0	$0	$4,710,827	$6,675,811	$83,026,839	$91,591,169	$53,286,483	$8,262,344	$135,532,020	$114,409,313	$34,279,612	$7,284,054	$54,694,601	$86,328,759	$181,834,714	$95,841,573	$50,172,884	$54,693,440	$121,023,370	$161,179,476	$41,817,301	$24,935,749	$3,000,219	$12,324,171	$21,526,586	$13,703,229	$3,747,095	$2,720,572	$4,302,491	$4,404,171	$3,268,272	$5,112,046	$3,413,093	$2,175,601	$1,940,630	$1,592,611	$1,303,259	$968,148

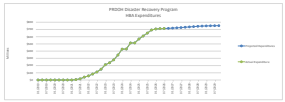

SRP	01/2019-03/2019	04/2019-06/2019	07/2019-09/2019	10/2019-12/2019	01/2020-03/2020	04/2020-06/2020	07/2020-09/2020	10/2020-12/2020	01/2021-03/2021	04/2021-06/2021	07/2021-09/2021	10/2021-12/2021	01/2022-03/2022	04/2022-06/2022	07/2022-09/2022	10/2022-12/2022	01/2023-03/2023	04/2023-06/2023	07/2023-09/2023	10/2023-12/2023	01/2024-03/2024	04/2024-06/2024	07/2024-09/2024	10/2024-12/2024	01/2025-03/2025	04/2025-06/2025	07/2025-09/2025	10/2025-12/2025	01/2026-03/2026	04/2026-06/2026	07/2026-09/2026	10/2026-12/2026	01/2027-03/2027	04/2027-06/2027	07/2027-09/2027	10/2027-12/2027	01/2028-03/2028	04/2028-06/2028	07/2028-09/2028	10/2028-12/2028	01/2029-03/2029	04/2029-06/2029	07/2029-09/2029	10/2029-12/2029
Projected Expenditures	$0	$3,554	$30,132	$68,955	$87,850	$92,545	$407,550	$914,977	$990,666	$1,160,758	$2,498,476	$8,647,369	$84,560,790	$430,820,992	$417,390,264	$319,544,758	$488,485,260	$488,284,698	$314,059,569	$293,579,269	$240,472,928	$260,561,570	$279,570,578	$363,263,364	$314,542,457	$327,529,523	$354,986,484	$354,880,283	$327,551,988	$358,792,193	$330,564,860	$338,998,357	$360,395,677	$364,172,288	$364,770,499	$362,280,140	$362,844,525	$363,051,485	$363,874,219	$364,398,999	$364,752,727	$365,000,000
Quarterly Projection	$0	$3,554	$26,688	$53,711	$1,809	$2,553	$314,835	$506,758	$276,539	$162,162	$1,338,758	$6,148,893	$71,703,366	$346,262,272	$67,537,362	$21,961,494	$299,600,505	$34,798,775	$25,801,380	$34,220,121	$16,149,009	$17,088,642	$13,009,008	$23,661,760	$8,950,159	$18,987,066	$1,459,886	$2,473,884	$1,523,752	$998,605	$609,605	$1,293,144	$221,767	$605,457	$885,168	$574,611	$319,299	$148,744	$338,285	$313,482	$252,999	$226,995	$244,667	$188,275
Actual Expenditure	$0	$3,554	$30,132	$68,955	$87,850	$92,545	$407,550	$914,977	$990,666	$1,160,758	$2,498,476	$8,647,369	$84,560,790	$430,820,992	$417,390,264	$319,544,758	$488,485,260	$488,284,698	$314,059,569	$293,579,269	$240,472,928	$260,561,570	$279,570,578	$363,263,364	$314,542,457	$327,529,523	$354,986,484	$354,880,283	$327,551,988	$358,792,193	$330,564,860	$338,998,357	$360,395,677	$364,172,288	$364,770,499	$362,280,140	$362,844,525	$363,051,485	$363,874,219	$364,398,999	$364,752,727	$365,000,000
Actual Quarterly Expend (Non-QPRs)	$0	$3,554	$26,688	$53,711	$1,809	$2,553	$314,835	$506,758	$276,539	$162,162	$1,338,758	$6,148,893	$71,703,366	$346,262,272	$67,537,362	$21,961,494	$299,600,505	$34,798,775	$25,801,380	$34,220,121	$16,149,009	$17,088,642	$13,009,008	$23,661,760	$8,950,159	$18,987,066	$1,459,886	$2,473,884	$1,523,752	$998,605	$609,605	$1,293,144	$221,767	$605,457	$885,168	$574,611	$319,299	$148,744	$338,285	$313,482	$252,999	$226,995	$244,667	$188,275

SBA	01/2019-03/2019	04/2019-06/2019	07/2019-09/2019	10/2019-12/2019	01/2020-03/2020	04/2020-06/2020	07/2020-09/2020	10/2020-12/2020	01/2021-03/2021	04/2021-06/2021	07/2021-09/2021	10/2021-12/2021	01/2022-03/2022	04/2022-06/2022	07/2022-09/2022	10/2022-12/2022	01/2023-03/2023	04/2023-06/2023	07/2023-09/2023	10/2023-12/2023	01/2024-03/2024	04/2024-06/2024	07/2024-09/2024	10/2024-12/2024	01/2025-03/2025	04/2025-06/2025	07/2025-09/2025	10/2025-12/2025	01/2026-03/2026	04/2026-06/2026	07/2026-09/2026	10/2026-12/2026	01/2027-03/2027	04/2027-06/2027	07/2027-09/2027	10/2027-12/2027	01/2028-03/2028	04/2028-06/2028	07/2028-09/2028	10/2028-12/2028	01/2029-03/2029	04/2029-06/2029	07/2029-09/2029	10/2029-12/2029
Projected Expenditures	$0	$396	$6,456	$6,451	$1,178	$8,494	$23,702	$80,754	$246,854	$198,158	$693,734	$638,117	$1,609,769	$3,614,640	$5,388,592	$5,455,664	$7,807,166	$10,927,417	$12,463,995	$14,663,202	$16,794,735	$19,261,088	$20,895,966	$21,855,776	$22,513,761	$23,369,572	$23,911,459	$24,168,172	$24,339,919	$24,720,351	$24,895,855	$25,279,424	$25,479,146	$25,720,351	$25,906,241	$26,128,709	$26,344,197	$26,561,087	$26,802,861	$27,122,614	$27,352,351	$27,628,568	$28,388,383	$29,427,528
Quarterly Projection	$0	$396	$6,060	$0	$727	$3,825	$15,208	$57,052	$166,100	$49,146	$497,846	$144,383	$971,652	$2,004,871	$1,773,952	$67,072	$2,351,502	$3,120,251	$1,536,578	$2,199,207	$2,131,533	$2,466,353	$1,634,877	$959,810	$657,985	$856,811	$542,887	$257,713	$171,747	$380,432	$175,504	$383,569	$199,223	$240,205	$186,890	$222,468	$215,488	$241,790	$321,753	$229,737	$275,217	$760,815	$1,039,145	$947,528
Actual Expenditure	$0	$396	$6,456	$6,451	$1,178	$8,494	$23,702	$80,754	$246,854	$198,158	$693,734	$638,117	$1,609,769	$3,614,640	$5,388,592	$5,455,664	$7,807,166	$10,927,417	$12,463,995	$14,663,202	$16,794,735	$19,261,088	$20,895,966	$21,855,776	$22,513,761	$23,369,572	$23,911,459	$24,168,172	$24,339,919	$24,720,351	$24,895,855	$25,279,424	$25,479,146	$25,720,351	$25,906,241	$26,128,709	$26,344,197	$26,561,087	$26,802,861	$27,122,614	$27,352,351	$27,628,568	$28,388,383	$29,427,528
Actual Quarterly Expend (Non-QPRs)	$0	$396	$6,060	$391	$727	$3,825	$15,208	$57,052	$166,100	$49,146	$497,846	$144,383	$971,652	$2,004,871	$1,773,952	$67,072	$2,351,502	$3,120,251	$1,536,578	$2,199,207	$2,131,533	$2,466,353	$1,634,877	$959,810	$657,985	$856,811	$542,887	$257,713	$171,747	$380,432	$175,504	$383,569	$199,223	$240,205	$186,890	$222,468	$215,488	$241,790	$321,753	$229,737	$275,217	$760,815	$1,039,145	$947,528



WTF	01/2019-03/2019	04/2019-06/2019	07/2019-09/2019	10/2019-12/2019	01/2020-03/2020	04/2020-06/2020	07/2020-09/2020	10/2020-12/2020	01/2021-03/2021	04/2021-06/2021	07/2021-09/2021	10/2021-12/2021	01/2022-03/2022	04/2022-06/2022	07/2022-09/2022	10/2022-12/2022	01/2023-03/2023	04/2023-06/2023	07/2023-09/2023	10/2023-12/2023	01/2024-03/2024	04/2024-06/2024	07/2024-09/2024	10/2024-12/2024	01/2025-03/2025	04/2025-06/2025	07/2025-09/2025	10/2025-12/2025	01/2026-03/2026	04/2026-06/2026	07/2026-09/2026	10/2026-12/2026	01/2027-03/2027	04/2027-06/2027	07/2027-09/2027	10/2027-12/2027	01/2028-03/2028	04/2028-06/2028	07/2028-09/2028	10/2028-12/2028	01/2029-03/2029	04/2029-06/2029	07/2029-09/2029	10/2029-12/2029
Projected Expenditures	$0	$0	$0	$0	$523	$1,671	$13,600	$36,642	$140,803	$176,275	$352,231	$595,698	$1,661,067	$3,682,231	$5,947,362	$9,015,807	$9,995,899	$13,070,860	$17,271,651	$17,142,851	$19,095,118	$21,985,736	$23,966,048	$27,986,921	$32,024,645	$35,410,959	$38,489,646	$41,995,726	$43,932,512	$47,072,412	$49,875,025	$52,601,600	$55,995,648	$57,797,000	$59,798,600	$59,968,104	$60,112,614	$59,198,072	$59,389,314	$59,611,251	$60,940,898	$61,579,494	$66,858,759	$66,236,565
Quarterly Projection	$0	$0	$0	$0	$523	$1,148	$11,929	$23,041	$104,161	$35,472	$175,956	$243,467	$1,065,369	$2,020,164	$2,265,131	$3,067,445	$980,092	$3,075,961	$4,200,791	$(128,800)	$1,952,267	$2,890,618	$1,980,312	$2,020,873	$2,038,724	$3,386,314	$3,078,687	$3,505,080	$1,936,786	$3,139,900	$2,802,613	$2,726,575	$3,393,048	$1,801,352	$2,000,600	$170,504	$144,510	$(914,542)	$191,242	$222,937	$329,647	$638,608	$678,735	$(622,194)
Actual Expenditure	$0	$0	$0	$0	$523	$1,671	$13,600	$36,642	$140,803	$176,275	$352,231	$595,698	$1,661,067	$3,682,231	$5,947,362	$9,015,807	$9,995,899	$13,070,860	$17,271,651	$17,142,851	$19,095,118	$21,985,736	$23,966,048	$27,986,921	$32,024,645	$35,410,959	$38,489,646	$41,995,726	$43,932,512	$47,072,412	$49,875,025	$52,601,600	$55,995,648	$57,797,000	$59,798,600	$59,968,104	$60,112,614	$59,198,072	$59,389,314	$59,611,251	$60,940,898	$61,579,494	$66,858,759	$66,236,565
Actual Quarterly Expend (Non-QPRs)	$0	$ -	$ -	$ -	$ 523	$ 1,148	$ 11,929	$ 23,041	$ 104,161	$ 35,472	$ 175,956	$ 243,467	$ 1,065,369	$ 2,020,164	$ 2,265,131	$ 3,067,445	$ 980,092	$ 3,075,961	$ 4,200,791	$ (128,800)	$ 1,952,267	$ 2,890,618	$ 1,980,312	$ 2,020,873	$ 2,038,724	$ 3,386,314	$ 3,078,687	$ 3,505,080	$ 1,936,786	$ 3,139,900	$ 2,802,613	$ 2,726,575	$ 3,393,048	$ 1,801,352	$ 2,000,600	$ 170,504	$ 144,510	$ (914,542)	$ 191,242	$ 222,937	$ 329,647	$ 638,608	$ 678,735	$ (622,194)

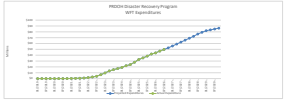

Re-Grow	01/2019-03/2019	04/2019-06/2019	07/2019-09/2019	10/2019-12/2019	01/2020-03/2020	04/2020-06/2020	07/2020-09/2020	10/2020-12/2020	01/2021-03/2021	04/2021-06/2021	07/2021-09/2021	10/2021-12/2021	01/2022-03/2022	04/2022-06/2022	07/2022-09/2022	10/2022-12/2022	01/2023-03/2023	04/2023-06/2023	07/2023-09/2023	10/2023-12/2023	01/2024-03/2024	04/2024-06/2024	07/2024-09/2024	10/2024-12/2024	01/2025-03/2025	04/2025-06/2025	07/2025-09/2025	10/2025-12/2025	01/2026-03/2026	04/2026-06/2026	07/2026-09/2026	10/2026-12/2026	01/2027-03/2027	04/2027-06/2027	07/2027-09/2027	10/2027-12/2027	01/2028-03/2028	04/2028-06/2028	07/2028-09/2028	10/2028-12/2028	01/2029-03/2029	04/2029-06/2029	07/2029-09/2029	10/2029-12/2029
Projected Expenditures	$0	$0	$0	$0	$0	$0	$36,189	$56,143	$976,517	$1,407,425	$2,592,685	$11,365,877	$17,233,509	$28,230,957	$53,685,461	$61,522,908	$85,293,027	$98,381,826	$109,790,992	$110,770,499	$129,579,857	$146,020,896	$141,524,600	$140,244,593	$148,870,026	$152,542,707	$154,378,876	$155,618,749	$156,051,914	$156,962,315	$156,888,612	$157,000,298	$158,622,659	$159,455,808	$160,593,087	$161,193,856	$160,889,611	$162,902,047	$163,241,384	$163,927,112	$164,630,606	$165,098,174	$165,500,000
Quarterly Projection	$0	$0	$0	$0	$0	$0	$36,189	$20,954	$920,374	$430,908	$1,185,260	$8,773,192	$5,867,632	$10,997,448	$25,454,504	$7,837,447	$23,770,119	$13,088,799	$11,409,166	$979,507	$18,809,358	$16,440,039	$5,503,704	$(295,993)	$7,626,433	$3,672,181	$1,835,169	$1,240,873	$433,165	$910,401	$(74,703)	$112,686	$(157,298)	$1,622,361	$833,149	$1,137,279	$600,769	$(304,245)	$2,012,436	$339,337	$686,728	$703,494	$467,568	$401,826
Actual Expenditure	$0	$0	$0	$0	$0	$0	$36,189	$56,143	$976,517	$1,407,425	$2,592,685	$11,365,877	$17,233,509	$28,230,957	$53,685,461	$61,522,908	$85,293,027	$98,381,826	$109,790,992	$110,770,499	$129,579,857	$146,020,896	$141,524,600	$140,244,593	$148,870,026	$152,542,707	$154,378,876	$155,618,749	$156,051,914	$156,962,315	$156,888,612	$157,000,298	$158,622,659	$159,455,808	$160,593,087	$161,193,856	$160,889,611	$162,902,047	$163,241,384	$163,927,112	$164,630,606	$165,098,174	$165,500,000
Actual Quarterly Expend (Non-QPRs)	$0	$ -	$ -	$ -	$ -	$ -	$ 36,189	$ 280,954	$ 696,176	$ 669,108	$ 746,239	$ 10,962,190	$ 9,967,432	$ 7,797,028	$ 10,854,525	$ 7,837,447	$ 23,760,144	$ 13,368,484	$ 11,218,240	$ 9,980,107	$ 19,810,358	$ 16,441,039	$ 5,503,704	$ (295,993)	$ 7,626,433	$ 3,672,181	$ 1,835,169	$ 1,240,873	$ 433,165	$ 910,401	$ (74,703)	$ 112,686	$ (157,298)	$ 1,622,361	$ 833,149	$ 1,137,279	$ 600,769	$ (304,245)	$ 2,012,436	$ 339,337	$ 686,728	$ 703,494	$ 467,568	$ 401,826

TRM	01/2019-03/2019	04/2019-06/2019	07/2019-09/2019	10/2019-12/2019	01/2020-03/2020	04/2020-06/2020	07/2020-09/2020	10/2020-12/2020	01/2021-03/2021	04/2021-06/2021	07/2021-09/2021	10/2021-12/2021	01/2022-03/2022	04/2022-06/2022	07/2022-09/2022	10/2022-12/2022	01/2023-03/2023	04/2023-06/2023	07/2023-09/2023	10/2023-12/2023	01/2024-03/2024	04/2024-06/2024	07/2024-09/2024	10/2024-12/2024	01/2025-03/2025	04/2025-06/2025	07/2025-09/2025	10/2025-12/2025	01/2026-03/2026	04/2026-06/2026	07/2026-09/2026	10/2026-12/2026	01/2027-03/2027	04/2027-06/2027	07/2027-09/2027	10/2027-12/2027	01/2028-03/2028	04/2028-06/2028	07/2028-09/2028	10/2028-12/2028	01/2029-03/2029	04/2029-06/2029	07/2029-09/2029	10/2029-12/2029
Projected Expenditures	$0	$2,128	$3,602	$6,706	$9,070	$13,969	$96,022	$256,188	$2,122,161	$2,668,776	$11,782,997	$21,752,298	$11,897,908	$16,215,498	$21,366,003	$24,068,109	$24,060,019	$24,060,019	$24,060,019	$24,068,109	$24,060,019	$24,060,019	$24,060,019	$24,060,019	$24,060,019	$24,060,019	$24,060,019	$24,060,019	$24,060,019	$24,060,019	$24,060,019	$24,060,019	$24,060,019	$24,060,019	$24,060,019	$24,060,019	$24,060,019	$24,060,019	$24,060,019	$24,060,019	$24,060,019	$24,060,019	$24,060,019	$24,060,019
Quarterly Projection	$0	$2,128	$1,475	$3,104	$2,364	$4,899	$73,152	$160,166	$1,865,994	$546,615	$9,114,221	$9,969,301	$(9,855,390)	$4,318,590	$5,150,505	$2,702,106	$(8,090)	$0	$0	$8,090	$0	$0	$0	$0	$0	$0	$0	$0	$0	$0	$0	$0	$0	$0	$0	$0	$0	$0	$0	$0	$0	$0	$0	$0	$0
Actual Expenditure	$0	$2,128	$3,602	$6,706	$9,070	$13,969	$96,022	$256,188	$2,122,161	$2,668,776	$11,782,997	$21,752,298	$11,897,908	$16,215,498	$21,366,003	$24,068,109	$24,060,019	$24,060,019	$24,060,019	$24,068,109	$24,060,019	$24,060,019	$24,060,019	$24,060,019	$24,060,019	$24,060,019	$24,060,019	$24,060,019	$24,060,019	$24,060,019	$24,060,019	$24,060,019	$24,060,019	$24,060,019	$24,060,019	$24,060,019	$24,060,019	$24,060,019	$24,060,019	$24,060,019	$24,060,019	$24,060,019	$24,060,019	$24,060,019
Actual Quarterly Expend (Non-QPRs)	$0	$ 2,128	$ 1,475	$ 3,102	$ 2,364	$ 4,899	$ 71,052	$ 161,166	$ 1,865,994	$ 546,615	$ 9,114,221	$ 9,969,301	$ (9,855,390)	$ 4,318,590	$ 5,150,505	$ 2,702,106	$ (8,090)	$ 0	$ 0	$ 8,090	$ 0	$ 0	$ 0	$ 0	$ 0	$ 0	$ 0	$ 0	$ 0	$ 0	$ 0	$ 0	$ 0	$ 0	$ 0	$ 0	$ 0	$ 0	$ 0	$ 0	$ 0	$ 0	$ 0	$ 0



IPG	01/2019-03/2019	04/2019-06/2019	07/2019-09/2019	10/2019-12/2019	01/2020-03/2020	04/2020-06/2020	07/2020-09/2020	10/2020-12/2020	01/2021-03/2021	04/2021-06/2021	07/2021-09/2021	10/2021-12/2021	01/2022-03/2022	04/2022-06/2022	07/2022-09/2022	10/2022-12/2022	01/2023-03/2023	04/2023-06/2023	07/2023-09/2023	10/2023-12/2023	01/2024-03/2024	04/2024-06/2024	07/2024-09/2024	10/2024-12/2024	01/2025-03/2025	04/2025-06/2025	07/2025-09/2025	10/2025-12/2025	01/2026-03/2026	04/2026-06/2026	07/2026-09/2026	10/2026-12/2026	01/2027-03/2027	04/2027-06/2027	07/2027-09/2027	10/2027-12/2027	01/2028-03/2028	04/2028-06/2028	07/2028-09/2028	10/2028-12/2028	01/2029-03/2029	04/2029-06/2029	07/2029-09/2029	10/2029-12/2029
Projected Expenditures	$0	$0	$0	$0	$0	$0	$0	$0	$132,164	$180,774	$377,477	$437,437	$558,094	$825,698	$1,318,452	$1,628,464	$5,300,048	$5,664,932	$4,386,252	$4,216,757	$4,628,939	$7,485,675	$67,922,909	$73,351,485	$87,689,885	$96,169,350	$98,702,428	$103,986,604	$114,953,224	$119,784,565	$134,962,675	$146,895,758	$154,211,058	$157,686,499	$160,058,407	$161,245,265	$159,943,504	$160,907,431	$161,405,386	$157,014,083	$159,556,986	$166,958,094	$169,000,000
Quarterly Projection	$0	$0	$0	$0	$0	$0	$0	$0	$132,164	$137,460	$87,903	$79,360	$120,657	$267,605	$492,753	$309,013	$3,670,584	$364,884	$(1,278,679)	$(169,495)	$412,182	$2,856,736	$60,437,234	$5,428,576	$14,338,400	$8,479,465	$2,532,078	$5,284,176	$11,966,620	$4,831,341	$15,178,110	$11,932,083	$7,316,300	$3,474,441	$2,372,908	$1,187,108	$(1,302,291)	$963,927	$494,947	$(4,391,303)	$2,542,903	$7,401,108	$2,042,906
Actual Expenditures	$0	$0	$0	$0	$0	$0	$0	$0	$132,164	$270,234	$357,380	$436,739	$557,396	$825,001	$1,317,546	$1,618,477	$4,988,632	$5,029,816	$3,107,573	$2,947,262	$3,360,444	$6,216,411	$66,653,645	$71,081,061	$85,419,461	$94,898,815	$97,434,506	$102,702,780	$114,669,400	$119,500,741	$134,678,851	$146,610,934	$153,927,234	$157,401,675	$159,774,583	$160,961,691	$159,661,313	$160,624,384	$161,119,331	$156,728,028	$159,270,931	$166,672,039	$168,714,945
Actual Quarterly Expend (Non-QPRs)	$0	$0	$0	$0	$0	$0	$0	$0	$132,164	$137,460	$87,903	$79,360	$120,657	$267,605	$492,753	$309,013	$3,670,584	$364,884	$(1,278,679)	$(169,495)	$412,182	$2,856,736	$60,437,234	$5,428,576	$14,338,400	$8,479,465	$2,532,078	$5,284,176	$11,966,620	$4,831,341	$15,178,110	$11,932,083	$7,316,300	$3,474,441	$2,372,908	$1,187,108	$(1,302,291)	$963,927	$494,947	$(4,391,303)	$2,542,903	$7,401,108	$2,042,906

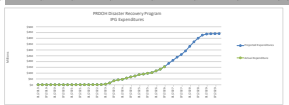

NFM	01/2019-05/2019	06/2019-08/2019	07/2019-09/2019	10/2019-12/2019	01/2020-03/2020	04/2020-06/2020	07/2020-09/2020	10/2020-12/2020	01/2021-03/2021	04/2021-06/2021	07/2021-09/2021	10/2021-12/2021	01/2022-03/2022	04/2022-06/2022	07/2022-09/2022	10/2022-12/2022	01/2023-03/2023	04/2023-06/2023	07/2023-09/2023	10/2023-12/2023	01/2024-03/2024	04/2024-06/2024	07/2024-09/2024	10/2024-12/2024	01/2025-03/2025	04/2025-06/2025	07/2025-09/2025	10/2025-12/2025	01/2026-03/2026	04/2026-06/2026	07/2026-09/2026	10/2026-12/2026	01/2027-03/2027	04/2027-06/2027	07/2027-09/2027	10/2027-12/2027	01/2028-03/2028	04/2028-06/2028	07/2028-09/2028	10/2028-12/2028	01/2029-03/2029	04/2029-06/2029	07/2029-09/2029	10/2029-12/2029
Projected Expenditures	$633	$726	$2,658	$6,289	$1,136	$1,708	$20,564,985	$25,140,558	$25,690,230	$22,528,214	$21,608,130	$24,542,275	$64,295,799	$57,760,124	$40,066,458	$50,222,992	$51,168,896	$59,392,030	$43,660,987	$46,109,060	$46,114,470	$44,898,655	$40,799,539	$123,489,898	$103,744,062	$140,396,625	$140,917,537	$146,714,984	$154,069,139	$156,577,948	$180,699,890	$188,608,160	$177,117,561	$146,020,266	$141,071,570	$164,527,144	$172,770,275	$720,424,630	$745,277,487	$863,534,283	$993,668,274	$1,064,996,622	$1,154,493,757	$1,030,080,004
Quarterly Projection	$638	$2,458	$12,031	$842	$397	$20,564,854	$548,153	$589,850	$607,294	$556,196	$1,436,373	$1,701,486	$5,646,382	$5,324,517	$7,108,354	$6,886,279	$1,485,142	$4,368,954	$17,668,852	$3,050,396	$6,957,180	$5,060,945	$34,861,157	$14,645,904	$14,452,613	$14,520,936	$14,807,427	$17,564,355	$16,508,807	$45,861,954	$27,968,366	$36,795,774	$38,949,230	$40,168,345	$39,881,867	$73,028,986	$70,279,224	$78,488,447	$2,890,035	$8,988,240
Actual Expenditure	$633	$726	$2,658	$6,289	$1,136	$1,708	$20,564,985	$25,140,558	$25,690,230	$22,528,214	$21,608,130	$24,542,275	$64,295,799	$57,760,124	$40,066,458	$50,222,992	$51,168,896	$59,392,030	$43,660,987	$46,109,060	$46,114,470	$44,898,655	$40,799,539	$123,489,898	$103,744,062	$140,396,625	$140,917,537	$146,714,984	$154,069,139	$156,577,948	$180,699,890	$188,608,160	$177,117,561	$146,020,266	$141,071,570	$164,527,144	$172,770,275	$720,424,630	$745,277,487	$863,534,283	$993,668,274	$1,064,996,622	$1,154,493,757	$1,030,080,004
Actual Quarterly Expend (Non-QPRs)	$633	$ 88	$ 1,930	$ 3,631	$ 842	$ 397	$ 20,528,016	$ 548,153	$ 589,850	$ 527,294	$ 556,196	$ 1,436,373	$ 1,701,486	$ 5,646,382	$ 5,324,517	$ 7,108,354	$ 6,886,279	$ 1,485,142	$ 4,368,954	$ 17,668,852	$ 3,050,396	$ 6,957,180	$ 5,060,945	$ 34,861,157	$ 14,645,904	$ 14,452,613	$ 14,520,936	$ 14,807,427	$ 17,564,355	$ 16,508,807	$ 45,861,954												

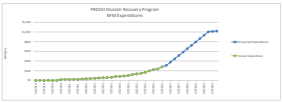

City Revitalization	01/2019-05/2019	06/2019-08/2019	07/2019-09/2019	10/2019-12/2019	01/2020-03/2020	04/2020-06/2020	07/2020-09/2020	10/2020-12/2020	01/2021-03/2021	04/2021-06/2021	07/2021-09/2021	10/2021-12/2021	01/2022-03/2022	04/2022-06/2022	07/2022-09/2022	10/2022-12/2022	01/2023-03/2023	04/2023-06/2023	07/2023-09/2023	10/2023-12/2023	01/2024-03/2024	04/2024-06/2024	07/2024-09/2024	10/2024-12/2024	01/2025-03/2025	04/2025-06/2025	07/2025-09/2025	10/2025-12/2025	01/2026-03/2026	04/2026-06/2026	07/2026-09/2026	10/2026-12/2026	01/2027-03/2027	04/2027-06/2027	07/2027-09/2027	10/2027-12/2027	01/2028-03/2028	04/2028-06/2028	07/2028-09/2028	10/2028-12/2028	01/2029-03/2029	04/2029-06/2029	07/2029-09/2029	10/2029-12/2029
Projected Expenditures	$0	$0	$0	$0	$0	$170	$1,149	$686,277	$1,175,100	$1,279,456	$1,177,245	$2,886,289	$3,149,582	$8,748,305	$14,199,056	$87,279,360	$160,771,506	$202,472,864	$218,557,950	$238,524,549	$257,966,054	$284,894,798	$278,368,143	$303,904,885	$326,663,644	$339,986,361	$360,271,477	$378,744,999	$401,010,102	$430,955,682	$540,690,489	$630,551,238	$786,378,547	$997,886,598	$1,168,044,864	$1,207,537,282	$1,248,330,721	$1,437,798,695	$1,684,289,984	$1,124,055,648	$1,126,055,648	$1,126,055,648	$1,168,555,721
Quarterly Projection	$0	$0	$0	$0	$0	$170	$1,969	$684,558	$488,823	$104,356	$97,831	$1,904,044	$263,293	$5,598,723	$5,450,751	$73,080,304	$73,492,146	$41,701,358	$16,085,086	$19,966,599	$19,441,505	$26,928,744	$(5,526,655)	$25,536,742	$23,758,759	$13,322,717	$20,285,116	$18,473,522	$22,270,103	$55,556,132	$109,734,807	$89,861,749	$156,827,309	$211,507,051	$170,158,266	$39,493,418	$40,741,439	$189,468,974	$246,491,289	$(560,234,336)	$2,000,000	$0	$42,500,073
Actual Expenditure	$0	$0	$0	$0	$0	$170	$1,149	$686,277	$1,175,100	$1,279,456	$1,177,245	$2,886,289	$3,149,582	$8,748,305	$14,199,056	$87,279,360	$160,771,506	$202,472,864	$218,557,950	$238,524,549	$257,966,054	$284,894,798	$278,368,143	$303,904,885	$326,663,644	$339,986,361	$360,271,477	$378,744,999	$401,010,102	$430,955,682	$540,690,489	$630,551,238	$786,378,547	$997,886,598	$1,168,044,864	$1,207,537,282	$1,248,330,721	$1,437,798,695	$1,684,289,984	$1,124,055,648	$1,126,055,648	$1,126,055,648	$1,168,555,721
Actual Quarterly Expend (Non-QPRs)	$0	$0	$0	$0	$0	$ 170	$ 1,149	$ 686,277	$ 488,823	$ 104,356	$ 97,831	$ 1,904,044	$ 263,293	$ 5,598,723	$ 5,450,751	$ 73,080,304	$ 73,492,146	$ 41,701,358	$ 16,085,086	$ 19,966,599	$ 19,441,505	$ 26,928,744	$ (5,526,655)	$ 25,536,742	$ 23,758,759	$ 13,322,717	$ 20,285,116	$ 18,473,522	$ 22,270,103	$ 55,556,132	$ 109,734,807	$ 89,861,749	$ 156,827,309	$ 211,507,051	$ 170,158,266	$ 39,493,418	$ 40,741,439	$ 189,468,974	$ 246,491,289	$ (560,234,336)	$ 2,000,000	$ 0	$ 42,500,073

WORP	01/2019-05/2019	06/2019-08/2019	07/2019-09/2019	10/2019-12/2019	01/2020-03/2020	04/2020-06/2020	07/2020-09/2020	10/2020-12/2020	01/2021-03/2021	04/2021-06/2021	07/2021-09/2021	10/2021-12/2021	01/2022-03/2022	04/2022-06/2022	07/2022-09/2022	10/2022-12/2022	01/2023-03/2023	04/2023-06/2023	07/2023-09/2023	10/2023-12/2023	01/2024-03/2024	04/2024-06/2024	07/2024-09/2024	10/2024-12/2024	01/2025-03/2025	04/2025-06/2025	07/2025-09/2025	10/2025-12/2025	01/2026-03/2026	04/2026-06/2026	07/2026-09/2026	10/2026-12/2026	01/2027-03/2027	04/2027-06/2027	07/2027-09/2027	10/2027-12/2027	01/2028-03/2028	04/2028-06/2028	07/2028-09/2028	10/2028-12/2028	01/2029-03/2029	04/2029-06/2029	07/2029-09/2029	10/2029-12/2029
Projected Expenditures	$446	$6,177	$30,423	$163,689	$163,786	$994,780	$767,561	$1,005,103	$1,526,994	$1,580,588	$2,203,548	$2,123,752	$3,892,316	$3,303,731	$3,150,676	$3,062,762	$4,467,995	$5,101,736	$5,043,967	$6,950,672	$8,009,682	$10,267,252	$11,710,898	$13,966,227	$17,718,724	$18,220,958	$21,921,130	$22,761,015	$24,080,616	$26,414,898	$27,843,945	$29,190,615	$30,677,139	$31,999,450	$33,948,998	$36,511,617	$38,689,767	$37,209,657	$38,834,355	$39,780,575	$41,170,992	$42,395,924	$43,588,000
Quarterly Projection	$446	$5,578	$24,246	$133,266	$279,996	$830,994	$303,375	$245,148	$597,241	$479,595	$551,366	$(140,017)	$1,052,762	$(588,585)	$(153,055)	$(87,914)	$(405,233)	$(365,741)	$(57,769)	$1,906,704	$1,059,014	$1,257,570	$1,443,616	$2,255,329	$2,772,502	$502,234	$3,700,172	$840,885	$1,319,601	$2,334,282	$1,429,047	$1,346,670	$1,486,524	$1,322,311	$1,949,548	$2,562,619	$2,178,140	$(1,480,100)	$1,624,698	$946,220	$1,390,437	$1,225,932	$1,192,076	$1,192,076
Actual Expenditure	$446	$6,177	$30,423	$163,689	$163,786	$994,780	$767,561	$1,005,103	$1,526,994	$1,580,588	$2,203,548	$2,123,752	$3,892,316	$3,303,731	$3,150,676	$3,062,762	$4,467,995	$5,101,736	$5,043,967	$6,950,672	$8,009,682	$10,267,252	$11,710,898	$13,966,227	$17,718,724	$18,220,958	$21,921,130	$22,761,015	$24,080,616	$26,414,898	$27,843,945	$29,190,615	$30,677,139	$31,999,450	$33,948,998	$36,511,617	$38,689,767	$37,209,657	$38,834,355	$39,780,575	$41,170,992	$42,395,924	$43,588,000
Actual Quarterly Expend (Non-QPRs)	$446	$ 1,578	$ 8,246	$ 133,266	$ 279,996	$ 830,994	$ 303,375	$ 245,148	$ 597,241	$ 479,595	$ 551,366	$ (140,017)	$ 1,052,762	$ (588,585)	$ (153,055)	$ (87,914)	$ (405,233)	$ (365,741)	$ (57,769)	$ 1,906,704	$ 1,059,014	$ 1,257,570	$ 1,443,616	$ 2,255,329	$ 2,772,502	$ 502,234	$ 3,700,172	$ 840,885	$ 1,319,601	$ 2,334,282	$ 1,429,047	$ 1,346,670	$ 1,486,524	$ 1,322,311	$ 1,949,548	$ 2,562,619	$ 2,178,140	$ (1,480,100)	$ 1,624,698	$ 946,220	$ 1,390,437	$ 1,225,932	$ 1,192,076	$ 1,192,076

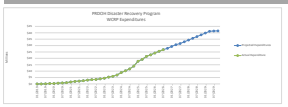

Economic	01/2019-05/2019	06/2019-08/2019	07/2019-09/2019	10/2019-12/2019	01/2020-03/2020	04/2020-06/2020	07/2020-09/2020	10/2020-12/2020	01/2021-03/2021	04/2021-06/2021	07/2021-09/2021	10/2021-12/2021	01/2022-03/2022	04/2022-06/2022	07/2022-09/2022	10/2022-12/2022	01/2023-03/2023	04/2023-06/2023	07/2023-09/2023	10/2023-12/2023	01/2024-03/2024	04/2024-06/2024	07/2024-09/2024	10/2024-12/2024	01/2025-03/2025	04/2025-06/2025	07/2025-09/2025	10/2025-12/2025	01/2026-03/2026	04/2026-06/2026	07/2026-09/2026	10/2026-12/2026	01/2027-03/2027	04/2027-06/2027	07/2027-09/2027	10/2027-12/2027	01/2028-03/2028	04/2028-06/2028	07/2028-09/2028	10/2028-12/2028	01/2029-03/2029	04/2029-06/2029	07/2029-09/2029	10/2029-12/2029
Projected Expenditures	$1,566	$1,178	$8,445	$24,489	$(18,853)	$369,014	$237,153	$605,555	$920,900	$752,588	$824,253	$995,342	$1,023,023	$1,052,143	$1,149,864	$1,187,160	$1,282,675	$1,401,409	$1,551,188	$1,588,994	$1,599,134	$2,416,615	$1,881,188	$1,588,994	$1,617,771	$6,100,648	$10,960,889	$14,263,999	$16,237,057	$19,560,550	$19,708,615	$17,458,150	$20,555,344	$14,899,150	$18,455,343	$20,209,889	$18,171,485	$18,118,619	$20,720,140	$20,455,950	$20,455,950	$20,455,950	$20,000,000
Quarterly Projection	$1,580	$5,476	$1,266	$16,056	$(41,425)	$73,501	$148,699	$(16,155)	$140,600	$148,148	$73,164	$(11,088)	$27,259	$29,455	$97,791	$37,495	$84,161	$(53,719)	$(37,544)	$(37,544)	$(37,544)	$(37,544)	$(37,544)	$(37,544)	$(37,544)	$(37,544)	$(37,544)	$(37,544)	$(37,544)	$(37,544)	$(37,544)	$(37,544)	$(37,544)	$(37,544)	$(37,544)	$(37,544)	$(37,544)	$(37,544)	$(37,544)	$(37,544)	$(37,544)	$(37,544)	$(37,544)	$(48,000)
Actual Expenditure	$1,566	$1,178	$8,445	$24,489	$(18,853)	$369,014	$237,153	$605,555	$920,900	$752,588	$824,253	$995,342	$1,023,023	$1,052,143	$1,149,864	$1,187,160	$1,282,675	$1,401,409	$1,551,188	$1,588,994	$1,599,134	$2,416,615	$1,881,188	$1,588,994	$1,617,771	$6,100,648	$10,960,889	$14,263,999	$16,237,057	$19,560,550	$19,708,615	$17,458,150	$20,555,344	$14,899,150	$18,455,343	$20,209,889	$18,171,485	$18,118,619	$20,720,140	$20,455,950	$20,455,950	$20,455,950	$20,000,000
Actual Quarterly Expend (Non-QPRs)	$1,566	$ 1,566	$ 7,674	$ 1,564	$ 10,854	$ 425,325	$ 73,015	$ 128,699	$ 126,101	$ 140,666	$ 148,148	$ 173,164	$ 111,008	$ 87,259	$ 29,455	$ 97,791	$ 87,495	$ 84,161	$ 53,719	$ 37,544	$ 37,544	$ 37,544	$ 37,544	$ 37,544	$ 37,544	$ 37,544	$ 37,544	$ 37,544	$ 37,544	$ 37,544	$ 37,544	$ 37,544	$ 37,544	$ 37,544	$ 37,544	$ 37,544	$ 37,544	$ 37,544	$ 37,544	$ 37,544	$ 37,544	$ 37,544	$ 48,000

MMP	01/2019-05/2019	06/2019-08/2019	07/2019-09/2019	10/2019-12/2019	01/2020-03/2020	04/2020-06/2020	07/2020-09/2020	10/2020-12/2020	01/2021-03/2021	04/2021-06/2021	07/2021-09/2021	10/2021-12/2021	01/2022-03/2022	04/2022-06/2022	07/2022-09/2022	10/2022-12/2022	01/2023-03/2023	04/2023-06/2023	07/2023-09/2023	10/2023-12/2023	01/2024-03/2024	04/2024-06/2024	07/2024-09/2024	10/2024-12/2024	01/2025-03/2025	04/2025-06/2025	07/2025-09/2025	10/2025-12/2025	01/2026-03/2026	04/2026-06/2026	07/2026-09/2026	10/2026-12/2026	01/2027-03/2027	04/2027-06/2027	07/2027-09/2027	10/2027-12/2027	01/2028-03/2028	04/2028-06/2028	07/2028-09/2028	10/2028-12/2028	01/2029-03/2029	04/2029-06/2029	07/2029-09/2029	10/2029-12/2029
Projected Expenditures	$0	$0	$0	$0	$0	$0	$0	$0	$0	$246,414	$879,581	$1,486,173	$1,783,555	$2,207,495	$6,756,815	$10,064,952	$12,399,688	$13,457,087	$14,221,780	$20,599,207	$22,649,681	$23,920,647	$24,796,326	$25,500,302	$26,994,063	$27,370,517	$27,863,732	$28,957,306	$28,558,535	$29,044,374	$29,688,437	$30,402,288	$30,098,925	$30,880,425	$30,282,356	$27,243,279	$28,644,773	$31,594,610	$31,748,800	$33,828,385	$33,828,385	$33,828,385
Quarterly Projection	$0	$0	$0	$0	$0	$0	$0	$0	$0	$246,414	$579,647	$608,592	$1,302,430	$2,423,940	$5,547,322	$3,308,138	$2,335,736	$1,057,399	$764,693	$6,377,427	$2,050,474	$1,270,966	$875,679	$704,976	$1493,761	$376,454	$492,215	$1093,574	$(399,771)	$485,839	$644,063	$713,851	$(303,363)	$781,500	$(598,069)	$(2,039,077)	$1401,494	$2,950,837	$154,190	$2,079,585	$0,000	$0,000	$0,000
Actual Expenditure	$0	$0	$0	$0	$0	$0	$0	$0	$0	$246,414	$879,581	$1,486,173	$1,783,555	$2,207,495	$6,756,815	$10,064,952	$12,399,688	$13,457,087	$14,221,780	$20,599,207	$22,649,681	$23,920,647	$24,796,326	$25,500,302	$26,994,063	$27,370,517	$27,863,732	$28,957,306	$28,558,535	$29,044,374	$29,688,437	$30,402,288	$30,098,925	$30,880,425	$30,282,356	$27,243,279	$28,644,773	$31,594,610	$31,748,800	$33,828,385	$33,828,385	$33,828,385
Actual Quarterly Expend (Non-QPRs)	$0	$0	$0	$0	$0	$0	$0	$0	$0	$246,414	$579,647	$608,592	$1,302,430	$2,423,940	$5,547,322	$3,308,138	$2,335,736	$1,057,399	$764,693	$6,377,427	$2,050,474	$1,270,966	$875,679	$704,976	$1493,761	$376,454	$492,215	$1093,574	$(399,771)	$485,839	$644,063	$713,851	$(303,363)	$781,500	$(598,069)	$(2,039,077)	$1401,494	$2,950,837	$154,190	$2,079,585	$0,000	$0,000	$0,000

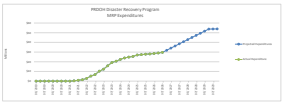

Vacant Property Recovery Program	01/2019-05/2019	06/2019-08/2019	07/2019-09/2019	10/2019-12/2019	01/2020-03/2020	04/2020-06/2020	07/2020-09/2020	10/2020-12/2020	01/2021-03/2021	04/2021-06/2021	07/2021-09/2021	10/2021-12/2021	01/2022-03/2022	04/2022-06/2022	07/2022-09/2022	10/2022-12/2022	01/2023-03/2023	04/2023-06/2023	07/2023-09/2023	10/2023-12/2023	01/2024-03/2024	04/2024-06/2024	07/2024-09/2024	10/2024-12/2024	01/2025-03/2025	04/2025-06/2025	07/2025-09/2025	10/2025-12/2025	01/2026-03/2026	04/2026-06/2026	07/2026-09/2026	10/2026-12/2026	01/2027-03/2027	04/2027-06/2027	07/2027-09/2027	10/2027-12/2027	01/2028-03/2028	04/2028-06/2028	07/2028-09/2028	10/2028-12/2028	01/2029-03/2029	04/2029-06/2029	07/2029-09/2029	10/2029-12/2029
Projected Expenditures	$0	$0	$0	$0	$0	$0	$0	$0	$0	$0	$0	$0	$0	$0	$0	$0	$0	$0	$0	$0	$0	$0	$0	$0	$1,488	$11,985	$23,078	$34,148	$47,381	$64,911	$80,384	$91,780	$115,489	$129,206	$138,813	$1,457,908	$2,171,729	$1,880,092	$2,177,149	$2,701,472	$3,144,769	$3,458,934	$3,538,137	$3,598,859
Quarterly Projection	$0	$0	$0	$0	$0	$0	$0	$0	$0	$0	$0	$0	$0	$0	$0	$0	$0	$0	$0	$0	$0	$0	$0	$0	$1,488	$10,497	$11,093	$11,070	$13,233	$17,530	$15,473	$11,396	$23,709	$13,717	$9,607	$1,318,095	$713,821	$(291,637)	$297,057	$524,323	$443,165	$79,203	$60,203	$59,722
Actual Expenditure	$0	$0	$0	$0	$0	$0	$0	$0	$0	$0	$0	$0	$0	$0	$0	$0	$0	$0	$0	$0	$0	$0	$0	$0	$1,488	$23,482	$34,171	$45,218	$60,614	$82,441	$95,857	$103,176	$139,198	$142,923	$148,420	$2,776,003	$2,885,550	$1,588,455	$2,474,206	$3,225,795	$3,588,934	$3,538,137	$3,598,859	$3,658,581
Actual Quarterly Expend (Non-QPRs)	$0	$0	$0	$0	$0	$0	$0	$0	$0	$0	$0	$0	$0	$0	$0	$0	$0	$0	$0	$0	$0	$0	$0	$0	$1,488	$21,994	$11,689	$11,125	$14,396	$21,909	$13,416	$7,319	$36,022	$3,225	$5,697	$1,457,588	$1,112,547	$(1,296,897)	$885,751	$751,588	$363,191	$0,000	$60,203	$59,722

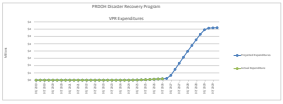

Planning & Admin	01/2019-05/2019	06/2019-08/2019	07/2019-09/2019	10/2019-12/2019	01/2020-03/2020	04/2020-06/2020	07/2020-09/2020	10/2020-12/2020	01/2021-03/2021	04/2021-06/2021	07/2021-09/2021	10/2021-12/2021	01/2022-03/2022	04/2022-06/2022	07/2022-09/2022	10/2022-12/2022	01/2023-03/2023	04/2023-06/2023	07/2023-09/2023	10/2023-12/2023	01/2024-03/2024	04/2024-06/2024	07/2024-09/2024	10/2024-12/2024	01/2025-03/2025	04/2025-06/2025	07/2025-09/2025	10/2025-12/2025	01/2026-03/2026	04/2026-06/2026	07/2026-09/2026	10/2026-12/2026	01/2027-03/2027	04/2027-06/2027	07/2027-09/2027	10/2027-12/2027	01/2028-03/2028	04/2028-06/2028	07/2028-09/2028	10/2028-12/2028	01/2029-03/2029	04/2029-06/2029	07/2029-09/2029	10/2029-12/2029
Projected Expenditures	$50,566	$302,178	$1,508,537	$5,726,525	$12,766,149	$29,066,496	$32,070,514	$38,317,778	$49,796,665	$62,896,243	$73,303,249	$80,094,181	$93,904,324	$103,071,641	$114,968,151	$125,070,343	$132,751,102	$145,574,910	$157,360,429	$169,213,562	$186,664,690	$189,388,350	$201,008,887	$214,602,074	$230,705,677	$240,409,888	$251,101,195	$263,571,425	$267,560,230	$277,696,278	$289,181,403	$300,743,102	$312,508,513	$324,875,104	$341,986,894	$357,515,904	$369,540,614	$416,598,444	$433,767,987	$479,954,354	$490,022,139	$504,798,214	$518,132,892	$558,048,142
Quarterly Projection	$50,566	$251,612	$1,206,359	$4,218,988	$7,039,624	$16,300,347	$3,004,018	$6,247,264	$11,478,887	$13,099,578	$10,407,006	$6,790,932	$13,809,143	$9,167,317	$11,896,510	$10,102,192	$7,681,759	$12,823,808	$11,785,519	$11,853,133	$16,451,128	$2,723,660	$11,620,537	$13,593,187	$16,103,603	$9,704,211	$10,691,307	$12,469,230	$3,988,805	$10,136,048	$11,485,125	$11,561,699	$11,765,411	$12,366,591	$17,111,790	$15,529,010	$12,024,710	$47,058,830	$17,169,543	$46,186,367	$10,067,785	$14,775,075	$13,334,678	$39,915,250
Actual Expenditures	$50,566	$302,178	$1,508,537	$5,726,525	$12,766,149	$29,066,496	$32,070,514	$38,317,778	$49,796,665	$62,896,243	$73,303,249	$80,094,181	$93,904,324	$103,071,641	$114,968,151	$125,070,343	$132,751,102	$145,574,910	$157,360,429	$169,213,562	$186,664,690	$189,388,350	$201,008,887	$214,602,074	$230,705,677	$240,409,888	$251,101,195	$263,571,425	$267,560,230	$277,696,278	$289,181,403	$300,743,102	$312,508,513	$324,875,104	$341,986,894	$357,515,904	$369,540,614	$416,598,444	$433,767,987	$479,954,354	$490,022,139	$504,798,214	$518,132,892	$558,048,142
Actual Quarterly Expend (Non-QPRs)	$50,566	$ 286,252	$ 1,206,359	$ 4,464,988	$ 7,042,467	$ 13,760,303	$ 3,573,668	$ 6,258,264	$ 11,480,905	$ 13,099,953	$ 10,406,932	$ 6,790,932	$ 13,809,143	$ 9,167,317	$ 11,896,510	$ 10,102,192	$ 7,681,759	$ 12,823,808	$ 11,785,519	$ 11,853,133	$ 16,451,128	$ 2,723,660	$ 11,620,537	$ 13,593,187	$ 16,103,603	$ 9,704,211	$ 10,691,307	$ 12,469,230	$ 3,988,805	$ 10,136,048	$ 11,485,125	$ 11,561,699	$ 11,765,411	$ 12,366,591	$ 17,111,790	$ 15,529,010	$ 12,024,710	$ 47,058,830	$ 17,169,543	$ 46,186,367	$ 10,067,785	$ 14,775,075	$ 13,334,678	$ 39,915,250

Total Expenditures	$6,734	$862,778	$1,640,845	$46,798,249	$25,775,603	$66,766,355	$108,068,560	$140,090,766	$198,587,017	$297,742,553	$407,499,598	$567,660,125	$721,228,568	$888,614,664	$1,110,395,454	$1,410,682,454	$1,765,207,228	$2,156,481,400	$2,619,890,489	$2,793,960,917	$3,090,796,473	$3,270,365,696	$3,584,054,588	$3,868,009,853	$4,019,956,449	$4,445,164,088	$4,891,961,941	$5,885,098,089	$5,643,290,012	$5,282,680,627	$5,496,945,326	$5,799,758,954	$6,244,210,568	$6,878,486,585	$7,265,355,770	$7,707,605,984	$8,177,681,285	$8,686,550,615	$8,993,264,763	$9,904,088,487	$10,613,767,877	$11,081,437,486	$11,688,272	$149,880,967	$98,854,989	$96,566,997
Projected Expenditures	$6,734	$862,778	$1,640,845	$46,798,249	$25,775,603	$66,766,355	$108,068,560	$140,090,766	$198,587,017	$297,742,553	$407,499,598	$567,660,125	$721,228,568	$888,614,664	$1,110,395,454	$1,410,682,454	$1,765,207,228	$2,156,481,400	$2,619,890,489	$2,793,960,917	$3,090,796,473	$3,270,365,696	$3,584,054,588	$3,868,009,853	$4,019,956,449	$4,445,164,088	$4,891,961,941	$5,885,098,089	$5,643,290,012	$5,282,680,627	$5,496,945,326	$5,799,758,954	$6,244,210,568	$6,878,486,585	$7,265,355,770	$7,707,605,984	$8,177,681,285	$8,686,550,615	$8,993,264,763	$9,904,088,487	$10,613,767,877	$11,081,437,486	$11,688,272	$149,880,967	$98,854,989	$96,566,997
Quarterly Projection	$6,734	$862,680	$1,640,847	$46,798,249	$25,775,603	$66,766,355	$108,068,560	$140,090,766	$198,587,017	$297,742,553	$407,499,598	$567,660,125	$721,228,568	$888,614,664	$1,110,395,454	$1,410,682,454	$1,765,207,228	$2,156,481,400	$2,619,890,489	$2,793,960,917	$3,090,796,473	$3,270,365,696	$3,584,054,588	$3,868,009,853	$4,019,956,449	$4,445,164,088	$4,891,961,941	$5,885,098,089	$5,643,290,012	$5,282,680,627	$5,496,945,326	$5,799,758,954	$6,244,210,568	$6,878,486,585	$7,265,355,770	$7,707,605,984	$8,177,681,285	$8,686,550,615	$8,993,264,763	$9,904,088,487	$10,613,767,877	$11,081,437,486	$11,688,272	$149,880,967	$98,854,989	$96,566,997
Actual Expenditures	$6,734	$862,778	$1,640,845	$46,798,249	$25,775,603	$66,766,355	$108,068,560	$140,090,766	$198,587,017	$297,742,553	$407,499,598	$567,660,125	$721,228,568	$888,614,664	$1,110,395,454	$1,410,682,454	$1,765,207,228	$2,156,481,400	$2,619,890,489	$2,793,960,917	$3,090,796,473	$3,270,365,696	$3,584,054,588	$3,868,009,853	$4,019,956,449	$4,445,164,088	$4,891,961,941	$5,885,098,089	$5,643,290,012	$5,282,680,627	$5,496,945,326	$5,799,758,954	$6,244,210,568	$6,878,486,585	$7,265,355,770	$7,707,605,984	$8,177,681,285	$8,686,550,615	$8,993,264,763	$9,904,088,487	$10,613,767,877	$11,081,437,486	$11,688,272	$149,880,967	$98,854,989	$96,566,997
Actual Quarterly Expend (Non-QPRs)	$6,734	$862,845	$1,303,007	$9,148,404	$16,970,415	$40,964,888	$41,313,039	$32,222,446	$58,497,146	$99,156,436	$109,757,345	$159,940,147	$174,658,196	$166,386,497	$243,320,618	$300,746,750	$352,564,949	$386,294,479	$399,386,886	$350,112,629	$276,835,254	$239,568,835	$267,751,360	$324,951,485	$265,950,994	$276,238,459	$446,798,223	$240,175,459	$358,047,843	$240,340,615	$345,865,099															

Estas proyecciones se desarrollan en base a la información disponible al momento y pueden ser modificadas al surgir nuevas condiciones e información.

R3	01/2019-03/2019	04/2019-06/2019	07/2019-09/2019	10/2019-12/2019	01/2020-03/2020	04/2020-06/2020	07/2020-09/2020	10/2020-12/2020	01/2021-03/2021	04/2021-06/2021	07/2021-09/2021	10/2021-12/2021	01/2022-03/2022	04/2022-06/2022	07/2022-09/2022	10/2022-12/2022	01/2023-03/2023	04/2023-06/2023	07/2023-09/2023	10/2023-12/2023	01/2024-03/2024	04/2024-06/2024	07/2024-09/2024	10/2024-12/2024	01/2025-03/2025	04/2025-06/2025	07/2025-09/2025	10/2025-12/2025	01/2026-03/2026	04/2026-06/2026	07/2026-09/2026	10/2026-12/2026	01/2027-03/2027	04/2027-06/2027	07/2027-09/2027	10/2027-12/2027	01/2028-03/2028	04/2028-06/2028	07/2028-09/2028	10/2028-12/2028	01/2029-03/2029	04/2029-06/2029	07/2029-09/2029	10/2029-12/2029
Proporción de Gastos	$1,138	$35,486	$114,534	$6,486,559	$2,230,785	$7,014,278	$47,096,680	$87,186,355	$103,573,985	$105,780,600	$107,660,652	$164,537,853	$396,085,103	$400,241,732	$587,002,756	$740,924,758	$842,622,239	$976,145,207	$1,090,556,563	$1,250,022,628	$1,280,088,639	$1,396,485,776	$1,476,193,414	$1,564,664,904	$1,628,690968	$1,676,994,264	$1,733,570,195	$1,778,671,383	$1,822,059,631	$1,873,699,271	$1,919,989,168	$1,982,737,789	$2,070,850,085	$2,173,837,998	$2,289,957,707	$2,412,602,142	$2,526,013,268	$2,638,816,163	$2,757,307,325	$2,869,535,802	$2,987,045,085	$3,098,828,128	$3,193,336,895	$3,291,862,766
Proporción Trimestral	$1,138	$35,275	$79,135	$6,372,024	$2,116,251	$4,783,493	$40,081,402	$40,089,675	$16,387,630	$2,206,615	$1,879,052	$56,877,201	$231,547,250	$4,156,629	$186,761,024	$153,922,002	$101,697,481	$133,522,968	$114,411,356	$159,466,065	$30,065,011	$116,397,137	$79,707,638	$88,470,490	$64,026,060	$48,304,296	$56,575,931	$45,100,188	$43,388,248	$51,639,590	$46,290,897	$62,748,621	$88,113,296	$103,987,913	$116,644,435	$123,411,126	$112,803,095	$118,493,163	$119,490,162	$112,728,283	$117,509,293	$95,508,043	$94,526,871
Gastos Anteriores	$1,138	$35,486	$114,534	$6,486,559	$2,230,785	$7,014,278	$47,096,680	$87,186,355	$103,573,985	$105,780,600	$107,660,652	$164,537,853	$396,085,103	$400,241,732	$587,002,756	$740,924,758	$842,622,239	$976,145,207	$1,090,556,563	$1,250,022,628	$1,280,088,639	$1,396,485,776	$1,476,193,414	$1,564,664,904	$1,628,690968	$1,676,994,264	$1,733,570,195	$1,778,671,383	$1,822,059,631	$1,873,699,271	$1,919,989,168												
Gasto Trimestral Actual (De los GPRs)	$1,138	$35,275	$79,135	$6,372,024	$2,116,251	$4,783,493	$40,081,402	$40,089,675	$16,387,630	$2,206,615	$1,879,052	$56,877,201	$231,547,250	$4,156,629	$186,761,024	$153,922,002	$101,697,481	$133,522,968	$114,411,356	$159,466,065	$30,065,011	$116,397,137	$79,707,638	$88,470,490	$64,026,060	$48,304,296	$56,575,931	$45,100,188	$43,388,248	$51,639,590	$46,290,897	$62,748,621	$88,113,296	$103,987,913	$116,644,435	$123,411,126	$112,803,095	$118,493,163	$119,490,162	$112,728,283	$117,509,293	$95,508,043	$94,526,871

Acompañante Triste	01/2019-03/2019	04/2019-06/2019	07/2019-09/2019	10/2019-12/2019	01/2020-03/2020	04/2020-06/2020	07/2020-09/2020	10/2020-12/2020	01/2021-03/2021	04/2021-06/2021	07/2021-09/2021	10/2021-12/2021	01/2022-03/2022	04/2022-06/2022	07/2022-09/2022	10/2022-12/2022	01/2023-03/2023	04/2023-06/2023	07/2023-09/2023	10/2023-12/2023	01/2024-03/2024	04/2024-06/2024	07/2024-09/2024	10/2024-12/2024	01/2025-03/2025	04/2025-06/2025	07/2025-09/2025	10/2025-12/2025	01/2026-03/2026	04/2026-06/2026	07/2026-09/2026	10/2026-12/2026	01/2027-03/2027	04/2027-06/2027	07/2027-09/2027	10/2027-12/2027	01/2028-03/2028	04/2028-06/2028	07/2028-09/2028	10/2028-12/2028	01/2029-03/2029	04/2029-06/2029	07/2029-09/2029	10/2029-12/2029
Proporción de Gastos	$36	$36	$28,886	$165,494	$233,658	$353,052	$763,497	$925,399	$1,163,645	$1,196,626	$1,756,600	$2,208,634	$2,954,142	$3,597,070	$3,996,394	$5,765,255	$6,818,104	$8,009,710	$9,278,760	$10,914,554	$11,854,110	$13,283,786	$14,382,235	$14,325,599	$16,012,791	$16,322,514	$15,735,450	$15,817,963	$17,678,484	$18,208,029	$19,804,566	$19,483,514	$19,367,264	$19,819,210	$18,388,265	$17,995,280	$19,642,865	$19,027,214	$18,298,122	$16,180,245	$14,793,280	$13,969,171	$14,298,295
Proporción Trimestral	$36	$28,819	$114,598	$96,142	$99,385	$119,405	$410,502	$278,568	$238,246	$32,981	$559,974	$452,034	$745,508	$642,928	$399,324	$1,768,861	$1,052,849	$1,191,606	$1,269,050	$1,635,794	$940,556	$1,429,676	$1,098,449	$942,364	$1,687,192	$310,723	$(586,935)	$82,513	$1,860,521	$529,545	$1,596,537	$(321,052)	$(116,250)	$452,946	$570,047	$(431,015)	$(393,985)	$646,585	$(615,651)	$(728,892)	$(918,877)	$(816,909)	$329,124	$(329,876)
Gastos Anteriores	$36	$36,486	$165,494	$233,658	$353,052	$763,497	$925,399	$1,163,645	$1,196,626	$1,756,600	$2,208,634	$2,954,142	$3,597,070	$3,996,394	$5,765,255	$6,818,104	$8,009,710	$9,278,760	$10,914,554	$11,854,110	$13,283,786	$14,382,235	$14,325,599	$16,012,791	$16,322,514	$15,735,450	$15,817,963	$17,678,484	$18,208,029	$19,804,566	$19,483,514	$19,367,264	$19,819,210	$18,388,265	$17,995,280	$19,642,865	$19,027,214	$18,298,122	$16,180,245	$14,793,280	$13,969,171	$14,298,295	$14,628,419
Gasto Trimestral Actual (De los GPRs)	$36	$0	$28,819	$114,598	$96,142	$99,385	$119,405	$165,922	$238,246	$32,981	$559,974	$452,034	$745,508	$642,928	$399,324	$1,768,861	$1,052,849	$1,191,606	$1,269,050	$1,635,794	$940,556	$1,429,676	$1,098,449	$942,364	$1,687,192	$310,723	$(586,935)	$82,513	$1,860,521	$529,545	$1,596,537	$(321,052)	$(116,250)	$452,946	$570,047	$(431,015)	$(393,985)	$646,585	$(615,651)	$(728,892)	$(918,877)	$(816,909)	$329,124	$(329,876)

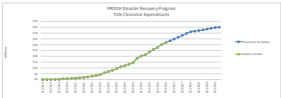

Subsidio Jóquiler	01/2019-03/2019	04/2019-06/2019	07/2019-09/2019	10/2019-12/2019	01/2020-03/2020	04/2020-06/2020	07/2020-09/2020	10/2020-12/2020	01/2021-03/2021	04/2021-06/2021	07/2021-09/2021	10/2021-12/2021	01/2022-03/2022	04/2022-06/2022	07/2022-09/2022	10/2022-12/2022	01/2023-03/2023	04/2023-06/2023	07/2023-09/2023	10/2023-12/2023	01/2024-03/2024	04/2024-06/2024	07/2024-09/2024	10/2024-12/2024	01/2025-03/2025	04/2025-06/2025	07/2025-09/2025	10/2025-12/2025	01/2026-03/2026	04/2026-06/2026	07/2026-09/2026	10/2026-12/2026	01/2027-03/2027	04/2027-06/2027	07/2027-09/2027	10/2027-12/2027	01/2028-03/2028	04/2028-06/2028	07/2028-09/2028	10/2028-12/2028	01/2029-03/2029	04/2029-06/2029	07/2029-09/2029	10/2029-12/2029
Proporción de Gastos	$0	$36	$2,890	$5,495	$5,495	$84,384	$172,524	$570,020	$2,567,075	$3,076,405	$5,663,914	$6,736,774	$8,429,496	$9,609,894	$10,736,364	$12,604,994	$12,668,695	$13,224,585	$14,271,455	$15,516,171	$15,556,666	$14,957,746	$14,559,140	$13,559,140	$13,559,140	$13,559,140	$13,559,140	$13,559,140	$13,559,140	$13,559,140	$13,559,140	$13,559,140	$13,559,140	$13,559,140	$13,559,140	$13,559,140	$13,559,140	$13,559,140	$13,559,140	$13,559,140	$13,559,140	$13,559,140	$13,559,140
Proporción Trimestral	$0	$36	$2,822	$602	$0	$81,889	$163,965	$485,496	$1,996,055	$509,330	$2,587,509	$1,072,860	$1,692,722	$1,180,398	$1,126,470	$1,868,630	$64,701	$555,890	$1,046,870	$1244,716	$40,495	$(598,920)	$(398,606)	$(1,000)	$0	$0	$0	$0	$0	$0	$0	$0	$0	$0	$0	$0	$0	$0	$0	$0	$0	$0	$0	$0	$0
Gastos Anteriores	$0	$36	$2,890	$5,495	$5,495	$84,384	$172,524	$570,020	$2,567,075	$3,076,405	$5,663,914	$6,736,774	$8,429,496	$9,609,894	$10,736,364	$12,604,994	$12,668,695	$13,224,585	$14,271,455	$15,516,171	$15,556,666	$14,957,746	$14,559,140	$13,559,140	$13,559,140	$13,559,140	$13,559,140	$13,559,140	$13,559,140	$13,559,140	$13,559,140	$13,559,140	$13,559,140	$13,559,140	$13,559,140	$13,559,140	$13,559,140	$13,559,140	$13,559,140	$13,559,140	$13,559,140	$13,559,140	$13,559,140
Gasto Trimestral Actual (De los GPRs)	$0	$ 70	$ 2,821	$ 602	$ -	$ 81,889	$ 163,965	$ 485,496	$ 1,996,055	$ 509,330	$ 2,587,509	$ 1,072,860	$ 1,692,722	$ 1,180,398	$ 1,126,470	$ 1,868,630	$ 64,701	$ 555,890	$ 1,046,870	$ 1244,716	$ 40,495	$ (598,920)	$ (398,606)	$ (1,000)	$ 0	$ 0	$ 0	$ 0	$ 0	$ 0	$ 0	$ 0	$ 0	$ 0	$ 0	$ 0	$ 0	$ 0	$ 0	$ 0	$ 0	$ 0	$ 0	$ 0



Vivienda Interes Social	01/2019-03/2019	04/2019-06/2019	07/2019-09/2019	10/2019-12/2019	01/2020-03/2020	04/2020-06/2020	07/2020-09/2020	10/2020-12/2020	01/2021-03/2021	04/2021-06/2021	07/2021-09/2021	10/2021-12/2021	01/2022-03/2022	04/2022-06/2022	07/2022-09/2022	10/2022-12/2022	01/2023-03/2023	04/2023-06/2023	07/2023-09/2023	10/2023-12/2023	01/2024-03/2024	04/2024-06/2024	07/2024-09/2024	10/2024-12/2024	01/2025-03/2025	04/2025-06/2025	07/2025-09/2025	10/2025-12/2025	01/2026-03/2026	04/2026-06/2026	07/2026-09/2026	10/2026-12/2026	01/2027-03/2027	04/2027-06/2027	07/2027-09/2027	10/2027-12/2027	01/2028-03/2028	04/2028-06/2028	07/2028-09/2028	10/2028-12/2028	01/2029-03/2029	04/2029-06/2029	07/2029-09/2029	10/2029-12/2029
Proporción de Gastos	$844	$1,494	$1,545	$2,046	$26,496	$57,093	$107,027	$236,899	$380,849	$504,989	$588,288	$762,116	$807,640	$988,795	$1,260,564	$1,357,947	$1,407,928	$1,692,263	$8,561,851	$8,613,560	$7,275,072	$7,509,195	$8,269,822	$8,746,653	$10,054,294	$14,803,357	$12,090,994	$12,685,504	$11,787,586	$14,211,339	$14,592,699	$14,795,452	$28,124,371	$31,550,687	$34,927,035	$38,614,454	$41,078,789	$45,550,854	$49,396,814	$48,585,512	$50,088,060	
Proporción Trimestral	$844	$650	$51	$501	$24,449	$30,597	$49,934	$129,872	$144,950	$124,140	$83,299	$173,828	$45,524	$181,155	$272,769	$97,383	$50,981	$284,335	$7,588,588	$51,709	$(1,338,488)	$234,123	$760,627	$476,831	$1,307,641	$4,749,063	$(2,712,363)	$594,510	$(897,918)	$2,424,753	$381,360	$203,753	$13,329,919	$3,426,316	$3,376,348	$3,687,419	$2,463,335	$3,472,035	$4,845,960	$(811,302)	$(287,268)	$1,502,767	$(1,239,896)	$(957,271)
Gastos Anteriores	$844	$1,494	$1,545	$2,046	$26,496	$57,093	$107,027	$236,899	$380,849	$504,989	$588,288	$762,116	$807,640	$988,795	$1,260,564	$1,357,947	$1,407,928	$1,692,263	$8,561,851	$8,613,560	$7,275,072	$7,509,195	$8,269,822	$8,746,653	$10,054,294	$14,803,357	$12,090,994	$12,685,504	$11,787,586	$14,211,339	$14,592,699	$14,795,452	$28,124,371	$31,550,687	$34,927,035	$38,614,454	$41,078,789	$45,550,854	$49,396,814	$48,585,512	$50,088,060	
Gasto Trimestral Actual (De los GPRs)	$844	$ -	$ 650	$ 51	$ 501	$ 24,479	$ 30,597	$ 49,934	$ 129,872	$ 144,950	$ 124,140	$ 83,299	$ 173,828	$ 45,524	$ 181,155	$ 272,769	$ 97,383	$ 50,981	$ 284,335	$ 7,588,588	$ 51,709	$ (1,338,488)	$ 234,123	$ 760,627	$ 476,831	$ 1,307,641	$ 4,749,063	$ (2,712,363)	$ 594,510	$ (897,918)	$ 2,424,753	$ 381,360	$ 203,753	$ 13,329,919	$ 3,426,316	$ 3,376,348	$ 3,687,419	$ 2,463,335	$ 3,472,035	$ 4,845,960	$ (811,302)	$ (287,268)	$ 1,502,767	$ (1,239,896)	$ (957,271)

Asesoría de vivienda	01/2019-03/2019	04/2019-06/2019	07/2019-09/2019	10/2019-12/2019	01/2020-03/2020	04/2020-06/2020	07/2020-09/2020	10/2020-12/2020	01/2021-03/2021	04/2021-06/2021	07/2021-09/2021	10/2021-12/2021	01/2022-03/2022	04/2022-06/2022	07/2022-09/2022	10/2022-12/2022	01/2023-03/2023	04/2023-06/2023	07/2023-09/2023	10/2023-12/2023	01/2024-03/2024	04/2024-06/2024	07/2024-09/2024	10/2024-12/2024	01/2025-03/2025	04/2025-06/2025	07/2025-09/2025	10/2025-12/2025	01/2026-03/2026	04/2026-06/2026	07/2026-09/2026	10/2026-12/2026	01/2027-03/2027	04/2027-06/2027	07/2027-09/2027	10/2027-12/2027	01/2028-03/2028	04/2028-06/2028	07/2028-09/2028	10/2028-12/2028	01/2029-03/2029	04/2029-06/2029	07/2029-09/2029	10/2029-12/2029
Proporción de Gastos	$451	$7,437	$10,646	$69,708	$148,699	$494,571	$815,157	$1,265,659	$2,139,282	$2,976,037	$3,609,932	$4,145,608	$5,004,434	$5,768,548	$6,346,284	$7,045,377	$8,864,214	$9,787,098	$10,811,900	$11,932,651	$12,742,755	$13,343,586	$14,017,798	$14,325,786	$16,024,122	$16,717,524	$17,289,775	$18,277,412	$19,680,655	$19,885,205	$20,849,503	$20,215,798	$20,567,143	$20,688,485	$20,589,151	$20,738,765	$20,877,034	$20,944,954	$21,061,989	$21,177,289	$21,292,682	$21,356,880	$21,418,814	$21,477,959
Proporción Trimestral	$451	$6,750	$3,484	$59,062	$79,991	$346,872	$320,586	$450,502	$873,624	$836,755	$633,895	$535,676	$858,826	$764,114	$577,736	$699,093	$1,818,837	$922,884	$1,024,804	$1121,751	$810,104	$600,831	$674,212	$307,988	$1,698,336	$693,402	$572,251	$987,637	$1,403,243	$205,550	$964,298	$366,295	$(634,655)	$121,343	$(98,334)	$149,614	$139,269	$67,920	$117,035	$116,300	$115,393	$64,198	$62,934	$59,145
Gastos Anteriores	$451	$7,437	$10,646	$69,708	$148,699	$494,571	$815,157	$1,265,659	$2,139,282	$2,976,037	$3,609,932	$4,145,608	$5,004,434	$5,768,548	$6,346,284	$7,045,377	$8,864,214	$9,787,098	$10,811,900	$11,932,651	$12,742,755	$13,343,586	$14,017,798	$14,325,786	$16,024,122	$16,717,524	$17,289,775	$18,277,412	$19,680,655	$19,885,205	$20,849,503	$20,215,798	$20,567,143	$20,688,485	$20,589,151	$20,738,765	$20,877,034	$20,944,954	$21,061,989	$21,177,289	$21,292,682	$21,356,880	$21,418,814	$21,477,959
Gasto Trimestral Actual (De los GPRs)	$451	$ 6,707	$ 3,484	$ 62,67	$ 99,901	$ 374,961	$ 343,586	$ 450,502	$ 873,624	$ 836,755	$ 633,895	$ 535,676	$ 858,826	$ 764,114	$ 577,736	$ 699,093	$ 1,818,837	$ 922,884	$ 1,024,804	$ 1121,751	$ 810,104	$ 600,831	$ 674,212	$ 307,988	$ 1,698,336	$ 693,402	$ 572,251	$ 987,637	$ 1,403,243	$ 205,550	$ 964,298	$ 366,295	$ (634,655)	$ 121,343	$ (98,334)	$ 149,614	$ 139,269	$ 67,920	$ 117,035	$ 116,300	$ 115,393	$ 64,198	$ 62,934	$ 59,145

LIHTC	01/2019-03/2019	04/2019-06/2019	07/2019-09/2019	10/2019-12/2019	01/2020-03/2020	04/2020-06/2020	07/2020-09/2020	10/2020-12/2020	01/2021-03/2021	04/2021-06/2021	07/2021-09/2021	10/2021-12/2021	01/2022-03/2022	04/2022-06/2022	07/2022-09/2022	10/2022-12/2022	01/2023-03/2023	04/2023-06/2023	07/2023-09/2023	10/2023-12/2023	01/2024-03/2024	04/2024-06/2024	07/2024-09/2024	10/2024-12/2024	01/2025-03/2025	04/2025-06/2025	07/2025-09/2025	10/2025-12/2025	01/2026-03/2026	04/2026-06/2026	07/2026-09/2026	10/2026-12/2026	01/2027-03/2027	04/2027-06/2027	07/2027-09/2027	10/2027-12/2027	01/2028-03/2028	04/2028-06/2028	07/2028-09/2028	10/2028-12/2028	01/2029-03/2029	04/2029-06/2029	07/2029-09/2029	10/2029-12/2029
Proporción de Gastos	$176	$1,590	$10,932	$35,245	$46,066	$2,543,784	$5,294,518	$10,163,615	$21,180,148	$24,172,536	$34,951,668	$47,564,890	$53,952,126	$68,629,169	$69,599,960	$84,898,655	$111,997,288	$134,965,460	$151,330,207	$167,716,334	$194,820,957	$214,680,457	$259,014,905	$267,194,557	$270,934851	$271,982,637	$267,848,322	$273,056,695	$268,949,916	$888,599,752	$760,869,617	$834,914,278	$904,735,014	$914,791,485	$1,004,734,925	$1,063,511,761	$1,117,059,886	$1,146,997,709	$1,230,201,081	$1,251,594,689	$1,295,140,184	$1,322,086,624	$1,361,008,060
Proporción Trimestral	$173	$1,418	$18,944	$1,787	$12,152	$2,330,615	$2,749,377	$4,869,960	$6,256,573	$2,987,378	$5,786,132	$8,561,422	$5,618,385	$8,693,514	$970,790	$5,298,696	$3,099,328	$2,967,172	$6,365,146	$6,386,127	$7,104,623	$19,860,500	$44,334,448	$8,180,652	$3,787,980	$1,047,080	$(4,133,693)	$5,207,373	$(4,107,779)	$619,153,852	$(126,729,135)	$74,045,661	$70,820,736	$10,056,471	$89,942,440	$58,776,836	$53,547,135	$29,937,323	$83,203,372	$21,392,608	$43,545,495	$26,946,440	$38,921,436
Gastos Anteriores	$176	$1,590	$10,932	$35,245	$46,066	$2,543,784	$5,294,518	$10,163,615	$21,180,148	$24,172,536	$34,951,668	$47,564,890	$53,952,126	$68,629,169	$69,599,960	$84,898,655	$111,997,288	$134,965,460	$151,330,207	$167,716,334	$194,820,957	$214,680,457	$259,014,905	$267,194,557	$270,934851	$271,982,637	$267,848,322	$273,056,695	$268,949,916	$888,599,752	$760,869,617	$834,914,278	$904,735,014	$914,791,485	$1,004,734,925	$1,063,511,761	$1,117,059,886	$1,146,997,709	$1,230,201,081	$1,251,594,689	$1,295,140,184	$1,322,086,624	$1,361,008,060
Gasto Trimestral Actual (De los GPRs)	$176	$ 1,414	$ 9,394	$ 1,787	$ 12,152	$ 2,330,615	$ 2,749,377	$ 4,869,960	$ 6,256,573	$ 2,987,378	$ 5,786,132	$ 8,561,422	$ 5,618,385	$ 8,693,514	$ 970,790	$ 5,298,696	$ 3,099,328	$ 2,967,172	$ 6,365,146	$ 6,386,127	$ 7,104,623	$ 19,860,500	$ 44,334,448	$ 8,180,652	$ 3,787,980	$ 1,047,080	$ (4,133,693)	$ 5,207,373	$ (4,107,779)	$ 619,153,852	$ (126,729,135)	$ 74,045,661	$ 70,820,736	$ 10,056,471	$ 89,942,440	$ 58,776,836	$ 53,547,135	$ 29,937,323	$ 83,203,372	$ 21,392,608	$ 43,545,495	$ 26,946,440	$ 38,921,436

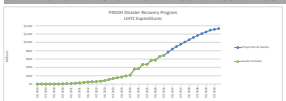

GRARI	01/2019-03/2019	04/2019-06/2019	07/2019-09/2019	10/2019-12/2019	01/2020-03/2020	04/2020-06/2020	07/2020-09/2020	10/2020-12/2020	01/2021-03/2021	04/2021-06/2021	07/2021-09/2021	10/2021-12/2021	01/2022-03/2022	04/2022-06/2022	07/2022-09/2022	10/2022-12/2022	01/2023-03/2023	04/2023-06/2023	07/2023-09/2023	10/2023-12/2023	01/2024-03/2024	04/2024-06/2024	07/2024-09/2024	10/2024-12/2024	01/2025-03/2025	04/2025-06/2025	07/2025-09/2025	10/2025-12/2025	01/2026-03/2026	04/2026-06/2026	07/2026-09/2026	10/2026-12/2026	01/2027-03/2027	04/2027-06/2027	07/2027-09/2027	10/2027-12/2027	01/2028-03/2028	04/2028-06/2028	07/2028-09/2028	10/2028-12/2028	01/2029-03/2029	04/2029-06/2029	07/2029-09/2029	10/2029-12/2029
Proporción de Gastos	$0	$0	$35	$50	$0	$0	$0	$0	$0	$0	$4,774	$70,641	$80,490	$92,045	$1,198,455	$7,118,664	$11,552,173	$19,151,172	$32,028,898	$76,970,775	$96,000,664	$149,766,640	$181,480,609	$214,617,705	$258,278,970	$272,280,188	$287,279,427	$306,995,909	$326,014,665	$342,782,729	$373,774,898	$424,250,534	$277,091,655	$297,148,424	$318,495,356	$339,651,066	$356,451,898	$375,148,931	$392,392,492	$407,568,262	$423,743,614	$437,497,318	$446,202,300	$455,000,000
Proporción Trimestral	$0	$0	$35	$15	$0	$0	$0	$0	$0	$0	$4,774	$65,867	$9,849	$11,555	$1,106,410	$5,920,209	$4,433,509	$7,598,999	$12,877,726	$44,942,877	$19,029,889	$53,765,976	$31,714,969	$33,136,096	$43,661,265	$14,001,218	$15,000,239	$19,716,482	$19,018,756	$16,768,064	$31,992,169	$50,475,636	$(146,159,879)	$20,056,769	$21,346,932	$21,156,290	$16,799,832	$18,697,033	$17,244,562	$15,175,570	$16,175,302	$13,754,684	$8,704,682	$8,797,700
Gastos Anteriores	$0	$0	$35	$50	$0	$0	$0	$0	$0	$0	$4,774	$70,641	$80,490	$92,045	$1,198,455	$7,118,664	$11,552,173	$19,151,172	$32,028,898	$76,970,775	$96,000,664	$149,766,640	$181,480,609	$214,617,705	$258,278,970	$272,280,188	$287,279,427	$306,995,909	$326,014,665	$342,782,729	$373,774,898	$424,250,534	$277,091,655	$297,148,424	$318,495,356	$339,651,066	$356,451,898	$375,148,931	$392,392,492	$407,568,262	$423,743,614	$437,497,318	$446,202,300	$455,000,000
Gasto Trimestral Actual (De los GPRs)	$0	$ -	$ 35	$ 15	$ -	$ -	$ -	$ -	$ -	$ -	$ 4,774	$ 65,867	$ 9,849	$ 11,555	$ 1,106,410	$ 5,920,209	$ 4,433,509	$ 7,598,999	$ 12,877,726	$ 44,942,877	$ 19,029,889	$ 53,765,976	$ 31,714,969	$ 33,136,096	$ 43,661,265	$ 14,001,218	$ 15,000,239	$ 19,716,482	$ 19,018,756	$ 16,768,064	$ 31,992,169	$ 50,475,636	$ (146,159,879)	$ 20,056,769	$ 21,346,932	$ 21,156,290	$ 16,799,832	$ 18,697,033	$ 17,244,562	$ 15,175,570	$ 16,175,302	$ 13,754,684	$ 8,704,682	$ 8,797,700

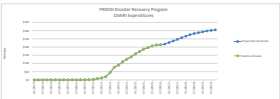

Sistema Electoral Computador	01/2019-03/2019	02/2019-04/2019	03/2019-05/2019	04/2019-11/2019	05/2019-07/2020	06/2019-08/2020	07/2019-09/2020	08/2019-12/2020	09/2019-01/2021	10/2019-02/2021	11/2019-03/2021	12/2019-04/2021	01/2020-05/2021	02/2020-06/2021	03/2020-07/2021	04/2020-08/2021	05/2020-09/2021	06/2020-10/2021	07/2020-11/2021	08/2020-12/2021	09/2020-01/2022	10/2020-02/2022	11/2020-03/2022	12/2020-04/2022	01/2021-05/2022	02/2021-06/2022	03/2021-07/2022	04/2021-08/2022	05/2021-09/2022	06/2021-10/2022	07/2021-11/2022	08/2021-12/2022	09/2021-01/2023	10/2021-02/2023	11/2021-03/2023	12/2021-04/2023	01/2022-05/2023	02/2022-06/2023	03/2022-07/2023	04/2022-08/2023	05/2022-09/2023	06/2022-10/2023	07/2022-11/2023	08/2022-12/2023	09/2022-01/2024	10/2022-02/2024
Proporción de Gastos	$0	$0	$0	$0	$0	$0	$ 66,918	$ 96,071	$ 176,845	$ 1,852,656	$ 94,879,495	$ 96,470,914	$ 96,470,914	$ 63,757,147	$ 61,025,491	$ 49,553,515	$ 39,962,424	$ 38,242,616	$ 29,384,490	$ 27,007,851	$ 18,842,545	$ 14,184,138	$ 13,857,422	$ 9,715,862	$ 8,095,575,132	$ 6,945,738	$ 6,945,738	$ 6,945,738	$ 6,945,738	$ 6,945,738	$ 6,945,738	$ 6,945,738	$ 6,945,738	$ 6,945,738	$ 6,945,738	$ 6,945,738	$ 6,945,738	$ 6,945,738	$ 6,945,738	$ 6,945,738	$ 6,945,738	$ 6,945,738	$ 6,945,738	$ 6,945,738	$ 6,945,738
Proyección Trimestral	$0	$0	$0	$0	$0	$ 66,918	$ 163,014	$ 1,930,727	$ 96,810,239	$ 96,470,914	$ 96,470,914	$ 63,757,147	$ 61,025,491	$ 49,553,515	$ 39,962,424	$ 38,242,616	$ 29,384,490	$ 27,007,851	$ 18,842,545	$ 14,184,138	$ 13,857,422	$ 9,715,862	$ 8,095,575,132	$ 6,945,738	$ 6,945,738	$ 6,945,738	$ 6,945,738	$ 6,945,738	$ 6,945,738	$ 6,945,738	$ 6,945,738	$ 6,945,738	$ 6,945,738	$ 6,945,738	$ 6,945,738	$ 6,945,738	$ 6,945,738	$ 6,945,738	$ 6,945,738	$ 6,945,738	$ 6,945,738	$ 6,945,738	$ 6,945,738	$ 6,945,738	$ 6,945,738
Gastos Anbuelos	$0	$0	$0	$0	$0	$ 66,918	$ 96,071	$ 1,766,685	$ 95,872,149	$ 94,618,257	$ 94,618,257	$ 63,757,147	$ 61,025,491	$ 49,553,515	$ 39,962,424	$ 38,242,616	$ 29,384,490	$ 27,007,851	$ 18,842,545	$ 14,184,138	$ 13,857,422	$ 9,715,862	$ 8,095,575,132	$ 6,945,738	$ 6,945,738	$ 6,945,738	$ 6,945,738	$ 6,945,738	$ 6,945,738	$ 6,945,738	$ 6,945,738	$ 6,945,738	$ 6,945,738	$ 6,945,738	$ 6,945,738	$ 6,945,738	$ 6,945,738	$ 6,945,738	$ 6,945,738	$ 6,945,738	$ 6,945,738	$ 6,945,738	$ 6,945,738	$ 6,945,738	$ 6,945,738
Gasto Trimestral Actual (De los QPRs)	$0	$0	$0	$0	$0	$0	$ 163,014	$ 1,932,014	$ 4,930,414	$ 10,457,149	$ 24,545,993	$ 24,996,069	$ 24,267,143	$ 28,248,164	$ 28,342,143	$ 24,545,993	$ 24,996,069	$ 27,269,007	$ 24,391,759	$ 24,574,955	$ 28,128,728	$ 24,884,495	$ 24,996,069	$ 24,996,069	$ 24,996,069	$ 24,996,069	$ 24,996,069	$ 24,996,069	$ 24,996,069	$ 24,996,069	$ 24,996,069	$ 24,996,069	$ 24,996,069	$ 24,996,069	$ 24,996,069	$ 24,996,069	$ 24,996,069	$ 24,996,069	$ 24,996,069	$ 24,996,069	$ 24,996,069	$ 24,996,069	$ 24,996,069	$ 24,996,069	$ 24,996,069

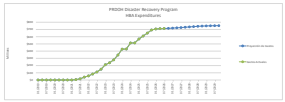

SBF	01/2019-03/2019	02/2019-04/2019	03/2019-05/2019	04/2019-11/2019	05/2019-07/2020	06/2019-08/2020	07/2019-09/2020	08/2019-12/2020	09/2019-01/2021	10/2019-02/2021	11/2019-03/2021	12/2019-04/2021	01/2020-05/2021	02/2020-06/2021	03/2020-07/2021	04/2020-08/2021	05/2020-09/2021	06/2020-10/2021	07/2020-11/2021	08/2020-12/2021	09/2020-01/2022	10/2020-02/2022	11/2020-03/2022	12/2020-04/2022	01/2021-05/2022	02/2021-06/2022	03/2021-07/2022	04/2021-08/2022	05/2021-09/2022	06/2021-10/2022	07/2021-11/2022	08/2021-12/2022	09/2021-01/2023	10/2021-02/2023	11/2021-03/2023	12/2021-04/2023	01/2022-05/2023	02/2022-06/2023	03/2022-07/2023	04/2022-08/2023	05/2022-09/2023	06/2022-10/2023	07/2022-11/2023	08/2022-12/2023	09/2022-01/2024	10/2022-02/2024
Proporción de Gastos	$0	$3,554	$20,132	$68,955	$47,260	$92,545	$147,150	$163,977	$390,166	$1,160,758	$2,498,676	$8,647,369	$30,560,790	$49,820,092	$127,390,264	$159,544,758	$488,485,260	$688,284,698	$914,059,569	$293,579,269	$548,473,508	$690,561,570	$279,570,570	$363,263,364	$314,542,457	$327,529,523	$914,986,484	$934,480,260	$333,983,862	$338,890,384	$937,551,989	$938,752,103	$330,594,860	$338,998,957	$340,995,677	$341,172,288	$342,756,240	$342,844,525	$343,051,485	$343,874,219	$344,398,093	$344,734,727	$345,000,000	$345,000,000
Proyección Trimestral	$0	$3,554	$20,688	$119,714	$1,809	$2,313	$54,605	$16,827	$226,189	$770,592	$1,338,918	$6,148,693	$21,913,421	$19,259,302	$77,570,172	$32,154,494	$328,940,502	$199,799,438	$225,774,871	$293,579,269	$548,473,508	$690,561,570	$279,570,570	$363,263,364	$314,542,457	$327,529,523	$914,986,484	$934,480,260	$333,983,862	$338,890,384	$937,551,989	$938,752,103	$330,594,860	$338,998,957	$340,995,677	$341,172,288	$342,756,240	$342,844,525	$343,051,485	$343,874,219	$344,398,093	$344,734,727	$345,000,000	$345,000,000
Gastos Anbuelos	$0	$3,554	$20,132	$68,955	$47,260	$92,545	$147,150	$163,977	$390,166	$1,160,758	$2,498,676	$8,647,369	$30,560,790	$49,820,092	$127,390,264	$159,544,758	$488,485,260	$688,284,698	$914,059,569	$293,579,269	$548,473,508	$690,561,570	$279,570,570	$363,263,364	$314,542,457	$327,529,523	$914,986,484	$934,480,260	$333,983,862	$338,890,384	$937,551,989	$938,752,103	$330,594,860	$338,998,957	$340,995,677	$341,172,288	$342,756,240	$342,844,525	$343,051,485	$343,874,219	$344,398,093	$344,734,727	$345,000,000	$345,000,000
Gasto Trimestral Actual (De los QPRs)	$0	$ 3,554	$ 20,688	$ 65,711	$ 1,809	$ 2,313	$ 54,605	$ 16,827	$ 226,189	$ 770,592	$ 1,338,918	$ 6,148,693	$ 21,913,421	$ 19,259,302	$ 77,570,172	$ 32,154,494	$ 328,940,502	$ 199,799,438	$ 225,774,871	$ 293,579,269	$ 548,473,508	$ 690,561,570	$ 279,570,570	$ 363,263,364	$ 314,542,457	$ 327,529,523	$ 914,986,484	$ 934,480,260	$ 333,983,862	$ 338,890,384	$ 937,551,989	$ 938,752,103	$ 330,594,860	$ 338,998,957	$ 340,995,677	$ 341,172,288	$ 342,756,240	$ 342,844,525	$ 343,051,485	$ 343,874,219	$ 344,398,093	$ 344,734,727	$ 345,000,000	$ 345,000,000

SBA	01/2019-03/2019	02/2019-04/2019	03/2019-05/2019	04/2019-11/2019	05/2019-07/2020	06/2019-08/2020	07/2019-09/2020	08/2019-12/2020	09/2019-01/2021	10/2019-02/2021	11/2019-03/2021	12/2019-04/2021	01/2020-05/2021	02/2020-06/2021	03/2020-07/2021	04/2020-08/2021	05/2020-09/2021	06/2020-10/2021	07/2020-11/2021	08/2020-12/2021	09/2020-01/2022	10/2020-02/2022	11/2020-03/2022	12/2020-04/2022	01/2021-05/2022	02/2021-06/2022	03/2021-07/2022	04/2021-08/2022	05/2021-09/2022	06/2021-10/2022	07/2021-11/2022	08/2021-12/2022	09/2021-01/2023	10/2021-02/2023	11/2021-03/2023	12/2021-04/2023	01/2022-05/2023	02/2022-06/2023	03/2022-07/2023	04/2022-08/2023	05/2022-09/2023	06/2022-10/2023	07/2022-11/2023	08/2022-12/2023	09/2022-01/2024	10/2022-02/2024
Proporción de Gastos	$0	$396	$6,456	$6,451	$1,178	$6,494	$23,702	$80,754	$246,854	$398,038	$693,734	$668,137	$1,609,769	$2,614,640	$5,380,592	$5,455,664	$7,407,166	$10,927,417	$12,460,995	$14,643,242	$16,794,735	$19,261,688	$20,895,966	$21,850,776	$27,553,961	$30,560,572	$33,895,264	$34,600,172	$35,128,519	$37,122,424	$39,350,861	$39,528,568	$37,119,247	$39,108,146	$39,479,424	$39,550,861	$39,528,568	$37,119,247	$39,108,146	$39,479,424	$39,550,861	$39,528,568	$37,119,247	$39,108,146	$39,479,424	$39,550,861
Proyección Trimestral	$0	$396	$6,456	$0	$1,737	$1,825	$17,529	$57,052	$124,600	$146,184	$297,696	$186,403	$941,632	$1,004,871	$2,765,952	$2,086,072	$2,116,875	$2,889,965	$1,957,578	$2,275,207	$2,150,925	$2,466,953	$1,634,277	$2,959,812	$3,578,238	$3,339,458	$2,402,420	$2,947,203	$2,770,027	$3,171,528	$2,428,593	$1,661,068	$4,775,425	$4,625,278	$3,358,582	$3,358,582	$3,543,857	$3,528,789	$3,564,247	$3,591,087	$3,050,069	$3,175,889	$347,987	$340,437
Gastos Anbuelos	$0	$396	$6,456	$6,451	$1,178	$6,494	$23,702	$80,754	$246,854	$398,038	$693,734	$668,137	$1,609,769	$2,614,640	$5,380,592	$5,455,664	$7,407,166	$10,927,417	$12,460,995	$14,643,242	$16,794,735	$19,261,688	$20,895,966	$21,850,776	$27,553,961	$30,560,572	$33,895,264	$34,600,172	$35,128,519	$37,122,424	$39,350,861	$39,528,568	$37,119,247	$39,108,146	$39,479,424	$39,550,861	$39,528,568	$37,119,247	$39,108,146	$39,479,424	$39,550,861	$39,528,568	$37,119,247	$39,108,146	$39,479,424	$39,550,861
Gasto Trimestral Actual (De los QPRs)	$0	$ 396	$ 6,060	$ 5	$ 527	$ 2,825	$ 17,529	$ 57,052	$ 124,600	$ 146,184	$ 297,696	$ 186,403	$ 941,632	$ 1,004,871	$ 2,765,952	$ 2,086,072	$ 2,116,875	$ 2,889,965	$ 1,957,578	$ 2,275,207	$ 2,150,925	$ 2,466,953	$ 1,634,277	$ 2,959,812	$ 3,578,238	$ 3,339,458	$ 2,402,420	$ 2,947,203	$ 2,770,027	$ 3,171,528	$ 2,428,593	$ 1,661,068	$ 4,775,425	$ 4,625,278	$ 3,358,582	$ 3,358,582	$ 3,543,857	$ 3,528,789	$ 3,564,247	$ 3,591,087	$ 3,050,069	$ 3,175,889	$ 347,987	$ 340,437

WFT	01/2019-03/2019	02/2019-04/2019	03/2019-05/2019	04/2019-11/2019	05/2019-07/2020	06/2019-08/2020	07/2019-09/2020	08/2019-12/2020	09/2019-01/2021	10/2019-02/2021	11/2019-03/2021	12/2019-04/2021	01/2020-05/2021	02/2020-06/2021	03/2020-07/2021	04/2020-08/2021	05/2020-09/2021	06/2020-10/2021	07/2020-11/2021	08/2020-12/2021	09/2020-01/2022	10/2020-02/2022	11/2020-03/2022	12/2020-04/2022	01/2021-05/2022	02/2021-06/2022	03/2021-07/2022	04/2021-08/2022	05/2021-09/2022	06/2021-10/2022	07/2021-11/2022	08/2021-12/2022	09/2021-01/2023	10/2021-02/2023	11/2021-03/2023	12/2021-04/2023	01/2022-05/2023	02/2022-06/2023	03/2022-07/2023	04/2022-08/2023	05/2022-09/2023	06/2022-10/2023	07/2022-11/2023	08/2022-12/2023	09/2022-01/2024	10/2022-02/2024
Proporción de Gastos	$0	$0	$0	$0	$523	$1,651	$3,600	$16,414	$34,843	$57,175	$92,456	$93,498	$1,661,067	$2,602,171	$3,947,362	$5,015,807	$9,995,899	$13,070,860	$15,273,831	$17,142,851	$19,095,318	$21,905,736	$23,966,048	$27,980,401	$32,624,645	$35,410,859	$38,689,646	$41,995,724	$43,932,512	$47,072,412	$49,875,025	$52,601,680	$55,790,669	$58,608,269	$61,995,164	$65,715,118	$68,112,874	$71,198,314	$74,511,051	$76,940,898	$80,179,494	$82,256,705	$85,198,494	$87,386,214	$90,476,198
Proyección Trimestral	$0	$0	$0	$523	$1,148	$13,929	$50,265	$142,222	$196,611	$276,157	$392,276	$391,498	$1,661,067	$2,602,171	$3,947,362	$5,015,807	$9,995,899	$13,070,860	$15,273,831	$17,142,851	$19,095,318	$21,905,736	$23,966,048	$27,980,401	$32,624,645	$35,410,859	$38,689,646	$41,995,724	$43,932,512	$47,072,412	$49,875,025	$52,601,680	$55,790,669	$58,608,269	$61,995,164	$65,715,118	$68,112,874	$71,198,314	$74,511,051	$76,940,898	$80,179,494	$82,256,705	$85,198,494	$87,386,214	$90,476,198
Gastos Anbuelos	$0	$0	$0	$523	$1,671	$15,600	$78,642	$248,863	$378,275	$552,431	$944,707	$1,336,205	$2,997,272	$5,599,443	$9,546,634	$14,562,441	$24,558,340	$37,629,200	$52,903,031	$70,045,882	$89,141,200	$111,046,936	$135,013,984	$162,994,385	$195,619,030	$231,029,889	$269,719,535	$311,715,259	$355,647,771	$402,719,183	$452,594,208	$505,195,888	$560,986,557	$619,594,826	$681,590,000	$747,305,118	$815,417,992	$886,616,866	$961,128,180	$1,037,668,231	$1,117,608,129	$1,199,864,834	$1,285,063,539	$1,372,449,753	$1,462,925,951
Gasto Trimestral Actual (De los QPRs)	$0	$ -	$ -	$ -	$ 523	$ 1,148	$ 13,929	$ 142,222	$ 196,611	$ 276,157	$ 392,276	$ 391,498	$ 1,661,067	$ 2,602,171	$ 3,947,362	$ 5,015,807	$ 9,995,899	$ 13,070,860	$ 15,273,831	$ 17,142,851	$ 19,095,318	$ 21,905,736	$ 23,966,048	$ 27,980,401	$ 32,624,645	$ 35,410,859	$ 38,689,646	$ 41,995,724	$ 43,932,512	$ 47,072,412	$ 49,875,025	$ 52,601,680	$ 55,790,669	$ 58,608,269	$ 61,995,164	$ 65,715,118	$ 68,112,874	$ 71,198,314	$ 74,511,051	$ 76,940,898	$ 80,179,494	$ 82,256,705	$ 85,198,494	$ 87,386,214	$ 90,476,198

Re-Grow	01/2019-03/2019	02/2019-04/2019	03/2019-05/2019	04/2019-11/2019	05/2019-07/2020	06/2019-08/2020	07/2019-09/2020	08/2019-12/2020	09/2019-01/2021	10/2019-02/2021	11/2019-03/2021	12/2019-04/2021	01/2020-05/2021	02/2020-06/2021	03/2020-07/2021	04/2020-08/2021	05/2020-09/2021	06/2020-10/2021	07/2020-11/2021	08/2020-12/2021	09/2020-01/2022	10/2020-02/2022	11/2020-03/2022	12/2020-04/2022	01/2021-05/2022	02/2021-06/2022	03/2021-07/2022	04/2021-08/2022	05/2021-09/2022	06/2021-10/2022	07/2021-11/2022	08/2021-12/2022	09/2021-01/2023	10/2021-02/2023	11/2021-03/2023	12/2021-04/2023	01/2022-05/2023	02/2022-06/2023	03/2022-07/2023	04/2022-08/2023	05/2022-09/2023	06/2022-10/2023	07/2022-11/2023	08/2022-12/2023	09/2022-01/2024	10/2022-02/2024
Proporción de Gastos	$0	$0	$0	$0	$0	$0	$0	$ 86,189	$ 326,143	$ 976,517	$ 1,407,425	$ 2,193,685	$ 14,365,877	$ 17,233,509	$ 28,230,957	$ 53,685,461	$ 61,522,908	$ 85,293,017	$ 98,381,261	$ 109,799,992	$ 119,776,497	$ 134,020,896	$ 141,524,400	$ 145,264,555	$ 148,870,026	$ 152,532,707	$ 156,378,876	$ 159,618,749	$ 166,056,914	$ 169,962,315	$ 174,088,662	$ 177,000,298	$ 178,622,659	$ 179,455,808	$ 180,595,087	$ 181,193,856	$ 181,888,611	$ 182,902,047	$ 183,241,384	$ 183,927,112	$ 184,630,606	$ 185,098,174	$ 185,700,000	$ 185,700,000
Proyección Trimestral	$0	$0	$0	$0	$0	$0	$0	$ 86,189	$ 239,954	$ 650,374	$ 430,908	$ 786,259	$ 12,172,192	$ 2,867,632	$ 10,997,448	$ 25,454,504	$ 7,837,447	$ 23,770,109	$ 13,088,244	$ 11,418,731	$ 9,976,505	$ 14,244,399	$ 7,503,504	$ 3,740,155	$ 3,605,471	$ 3,661,681	$ 3,846,169	$ 3,240,873	$ 6,438,165	$ 3,905,401	$ 4,126,347	$ 2,911,636	$ 1,622,361	$ 833,149	$ 1,139,279	$ 598,755	$ 694,755	$ 913,962	$ 340,338	$ 686,708	$ 703,568	$ 601,570	$ 602,020	$ 188,820	$ 101,606
Gastos Anbuelos	$0	$0	$0	$0	$0	$0	$0	$ 86,189	$ 326,143	$ 976,517	$ 1,407,425	$ 2,193,685	$ 14,365,877	$ 17,233,509	$ 28,230,957	$ 53,685,461	$ 61,522,908	$ 85,293,017	$ 98,381,261	$ 109,799,992	$ 119,776,497	$ 134,020,896	$ 141,524,400	$ 145,264,555	$ 148,870,026	$ 152,532,707	$ 156,378,876	$ 159,618,749	$ 166,056,914	$ 169,962,315	$ 174,088,662	$ 177,000,298	$ 178,622,659	$ 179,455,808	$ 180,595,087	$ 181,193,856	$ 181,888,611	$ 182,902,047	$ 183,241,384	$ 183,927,112	$ 184,630,606	$ 185,098,174	$ 185,700,000	$ 185,700,000
Gasto Trimestral Actual (De los QPRs)	$0	$ -	$ -	$ -	$ -	$ -	$ -	$ 86,189	$ 240,954	$ 650,374	$ 430,908	$ 786,259	$ 12,172,192	$ 2,867,632	$ 10,997,448	$ 25,454,504	$ 7,837,447	$ 23,770,109	$ 13,088,244	$ 11,418,731	$ 9,976,505	$ 14,244,399	$ 7,503,504	$ 3,740,155	$ 3,605,471	$ 3,661,681	$ 3,846,169	$ 3,240,873	$ 6,438,165	$ 3,905,401	$ 4,126,347	$ 2,911,636	$ 1,622,361	$ 833,149	$ 1,139,279	$ 598,755	$ 694,755	$ 913,962	$ 340,338	$ 686,708	$ 703,568	$ 601,570	$ 602,020	$ 188,820	$ 101,606

TRM	01/2019-03/2019	02/2019-04/2019	03/2019-05/2019	04/2019-11/2019	05/2019-07/2020	06/2019-08/2020	07/2019-09/2020	08/2019-12/2020	09/2019-01/2021	10/2019-02/2021	11/2019-03/2021	12/2019-04/2021	01/2020-05/2021	02/2020-06/2021	03/2020-07/2021	04/2020-08/2021	05/2020-09/2021	06/2020-10/2021	07/2020-11/2021	08/2020-12/2021	09/2020-01/2022	10/2020-02/2022	11/2020-03/2022	12/2020-04/2022	01/2021-05/2022	02/2021-06/2022	03/2021-07/2022	04/2021-08/2022	05/2021-09/2022	06/2021-10/2022	07/2021-11/2022	08/2021-12/2022	09/2021-01/2023	10/2021-02/2023	11/2021-03/2023	12/2021-04/2023	01/2022-05/2023	02/2022-06/2023	03/2022-07/2023	04/2022-08/2023	05/2022-09/2023	06/2022-10/2023	07/2022-11/2023	08/2022-12/2023	09/2022-01/2024	10/2022-02/2024
Proporción de Gastos	$0	$ 2,128	$5,602	$6,708	$9,070	$13,969	$98,222	$256,188	$ 1,132,161	$1,668,778	$14,790,997	$21,758,298	$11,897,908	$19,215,498	$11,366,093	$14,066,019	$14,066,019	$14,066,019	$14,066,019	$14,066,019	$14,066,019	$14,066,019	$14,066,019	$14,066,019	$14,066,019	$14,066,019	$14,066,019	$14,066,019	$14,066,019	$14,066,019	$14,066,019	$14,066,019	$14,066,019	$14,066,019	$14,066,019	$14,066,019	$14,066,019	$14,066,019	$14,066,019	$14,066,019	$14,066,019	$14,066,019	$14,066,019	$14,066,019	$14,066,019	$14,066,019
Proyección Trimestral	$0	$2,128	$3,475	$1,106	$2,362	$4,899	$71,252	$158,166	$875,973	$536,617	$13,122,219	$6,967,301	$9,139,610	$7,317,590	$2,150,595	$0	$0	$0	$0	$0	$0	$0	$0	$0	$0	$0	$0	$0	$0	$0	$0	$0	$0	$0	$0	$0	$0	$0	$0	$0	$0	$0	$0	$0	$0	$0
Gastos Anbuelos	$0	$2,128	$5,602	$6,708	$9,070	$13,969	$98,222	$256,188	$1,132,161	$2,668,778	$14,790,997	$21,758,298	$11,897,908	$19,215,498	$11,366,093	$14,066,019	$14,066,019	$14,066,019	$14,066,019	$14,066,019	$14,066,019	$14,066,019	$14,066,019	$14,066,019	$14,066,019	$14,066,019	$14,066,019	$14,066,019	$14,066,019	$14,066,019	$14,066,019	$14,066,019	$14,066,019	$14,066,019	$14,066,019	$14,066,019	$14,066,019	$14,066,019	$14,066,019	$14,066,019	$14,066,019	$14,066,019	$14,066,019	$14,066,019	$14,066,019	$14,066,019
Gasto Trimestral Actual (De los QPRs)	$0	$ 2,128	$ 3,475	$ 1,106	$ 2,362	$ 4,899	$ 71,252	$ 158,166	$ 875,973	$ 536,617	$ 13,122,219	$ 6,967,301	$ 9,139,610	$ 7,317,590	$ 2,150,595	$ 0	$ 0	$ 0	$ 0	$ 0	$ 0	$ 0	$ 0	$ 0	$ 0	$ 0	$ 0	$ 0	$ 0	$ 0	$ 0	$ 0	$ 0	$ 0	$ 0	$ 0	$ 0	$ 0	$ 0	$ 0	$ 0	$ 0	$ 0	$ 0	$ 0	$ 0



IPG	01/2019-03/2019	02/2019-04/2019	03/2019-05/2019	04/2019-11/2019	05/2019-07/2020	06/2019-08/2020	07/2019-09/2020	08/2019-12/2020	09/2019-01/2021	10/2019-02/2021	11/2019-03/2021	12/2019-04/2021	01/2020-05/2021	02/2020-06/2021	03/2020-07/2021	04/2020-08/2021	05/2020-09/2021	06/2020-10/2021	07/2020-11/2021	08/2020-12/2021	09/2020-01/2022	10/2020-02/2022	11/2020-03/2022	12/2020-04/2022	01/2021-05/2022	02/2021-06/2022	03/2021-07/2022	04/2021-08/2022	05/2021-09/2022	06/2021-10/2022	07/2021-11/2022	08/2021-12/2022	09/2021-01/2023	10/2021-02/2023	11/2021-03/2023	12/2021-04/2023	01/2022-05/2023	02/2022-06/2023	03/2022-07/2023	04/2022-08/2023	05/2022-09/2023	06/2022-10/2023	07/2022-11/2023	08/2022-12/2023	09/2022-01/2024	10/2022-02/2024
Proporción de Gastos	$0	$0	$0	$0	$0	$0	$0	$ 132,164	$ 286,774	$ 577,477	$ 437,237	$ 558,096	$ 25,498	$ 15,518,452	$ 11,428,464	$ 5,585,048	$ 14,664,932	$ 14,386,252	$ 42,216,757	$ 68,628,939	$ 57,485,675	$ 87,502,909	$ 75,551,485	$ 87,689,885	$ 96,143,556	$ 98,702,428	$ 109,986,604	$ 114,953,124	$ 119,784,565	$ 124,962,675	$ 126,895,758	$ 124,511,058	$ 127,688,499	$ 130,005,047	$ 134,245,265	$ 136,945,504	$ 140,907,421	$ 144,405,386	$ 147,241,665	$ 150,945,004	$ 153,927,431	$ 157,034,089	$ 159,556,986	$ 162,907,225
Proyección Trimestral	$0	$0	$0	$0	$0	$0	$0	$ 132,164	$ 157,610	$ 290,703	$ 79,760	$ 120,859	$ 15,973	$ 15,492,954	$ 11,428,464	$ 5,585,048	$ 14,664,932	$ 14,386,252	$ 42,216,757	$ 68,628,939	$ 57,485,675	$ 87,502,909	$ 75,551,485	$ 87,689,885	$ 96,143,556	$ 98,702,428	$ 109,986,604	$ 114,953,124	$ 119,784,565	$ 124,962,675	$ 126,895,758	$ 124,511,058	$ 127,688,499	$ 130,005,047	$ 134,245,265	$ 136,945,504	$ 140,907,421	$ 144,405,386	$ 147,241,665	$ 150,945,004	$ 153,927,431	$ 157,034,089	$ 159,556,986	$ 162,907,225
Gastos Anbuelos	$0	$0	$0	$0	$0	$0	$0	$ 132,164	$ 157,610	$ 290,703	$ 79,760	$ 120,859	$ 15,973	$ 15,492,954	$ 11,428,464	$ 5,585,048	$ 14,664,932	$ 14,386,252	$ 42,216,757	$ 68,628,939	$ 57,485,675	$ 87,502,909	$ 75,551,485	$ 87,689,885	$ 96,143,556	$ 98,702,428	$ 109,986,604	$ 114,953,124	$ 119,784,565	$ 124,962,675	$ 126,895,758	$ 124,511,058	$ 127,688,499	$ 130,005,047	$ 134,245,265	$ 136,945,504	$ 140,907,421	$ 144,405,386	$ 147,241,665	$ 150,945,004	$ 153,927,431	$ 157,034,089	$ 159,556,986	$ 162,907,225

NFM	01/2019-05/2019	06/2019-08/2019	07/2019-09/2019	10/2019-12/2019	01/2020-03/2020	04/2020-06/2020	07/2020-09/2020	10/2020-12/2020	01/2021-03/2021	04/2021-06/2021	07/2021-09/2021	10/2021-12/2021	01/2022-03/2022	04/2022-06/2022	07/2022-09/2022	10/2022-12/2022	01/2023-03/2023	04/2023-06/2023	07/2023-09/2023	10/2023-12/2023	01/2024-03/2024	04/2024-06/2024	07/2024-09/2024	10/2024-12/2024	01/2025-03/2025	04/2025-06/2025	07/2025-09/2025	10/2025-12/2025	01/2026-03/2026	04/2026-06/2026	07/2026-09/2026	10/2026-12/2026	01/2027-03/2027	04/2027-06/2027	07/2027-09/2027	10/2027-12/2027	01/2028-03/2028	04/2028-06/2028	07/2028-09/2028	10/2028-12/2028	01/2029-03/2029	04/2029-06/2029	07/2029-09/2029	10/2029-12/2029
Proporción de Gastos	$633	$726	$2,658	$6,289	$1,136	$1,708	$20,564,985	$25,140,558	$25,690,230	$22,528,224	$21,608,130	$24,542,275	$64,295,799	$57,760,124	$40,066,458	$50,222,992	$91,168,896	$93,660,987	$86,109,060	$86,114,470	$94,898,655	$100,759,559	$123,489,898	$103,744,052	$148,396,625	$166,967,537	$196,714,984	$224,069,139	$236,577,948	$280,699,890	$308,608,160	$327,117,561	$348,000,266	$341,071,570	$364,527,144	$403,770,275	$726,624,630	$745,277,487	$863,534,283	$993,668,276	$1,064,996,622	$1,164,493,757	$1,030,080,004
Proporción Trimestral	$633	$38	$1,930	$5,631	$842	$507	$20,563,610	$34,153	$550,672	$21,837,994	$920,906	$2,934,145	$41,753,524	$7,464,325	$17,606,916	$10,156,534	$41,146,904	$2,492,091	$7,448,073	$5,004,410	$8,784,185	$5,860,904	$22,730,339	$20,744,846	$44,652,573	$18,571,912	$29,747,447	$27,355,155	$12,508,809	$44,121,942	$27,908,270	$18,508,601	$20,883,705	$7,070,304	$23,455,574	$39,243,131	$322,854,355	$18,652,857	$118,256,796	$130,134,993	$71,328,346	$100,496,845	$65,586,248
Gastos Anuales	$633	$726	$2,658	$8,289	$9,136	$9,708	$20,564,985	$25,140,558	$25,690,230	$22,528,224	$21,608,130	$24,542,275	$64,295,799	$57,760,124	$40,066,458	$50,222,992	$91,168,896	$93,660,987	$86,109,060	$86,114,470	$94,898,655	$100,759,559	$123,489,898	$103,744,052	$148,396,625	$166,967,537	$196,714,984	$224,069,139	$236,577,948	$280,699,890	$308,608,160	$327,117,561	$348,000,266	$341,071,570	$364,527,144	$403,770,275	$726,624,630	$745,277,487	$863,534,283	$993,668,276	$1,064,996,622	$1,164,493,757	$1,030,080,004
Gasto Trimestral Actual (De los QPRs)	$633	$ 38	$ 1,930	$ 5,631	$ 842	$ 507	$ 20,563,610	$ 566,155	$ 566,692	$ 22,254	$ 590,596	$ 2,434,155	$ 15,701,480	$ 14,644,582	$ 10,324,517	$ 17,018,354	$ 14,884,299	$ 11,485,142	$ 14,368,914	$ 17,648,652	$ 13,030,346	$ 16,867,180	$ 19,660,940	$ 16,861,107	$ 14,643,564	$ 16,432,413	$ 15,520,930	$ 19,807,427	$ 17,566,655	$ 16,508,807	$ 14,861,994

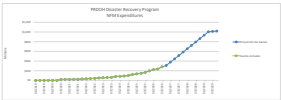

City Revitalization	01/2019-05/2019	06/2019-08/2019	07/2019-09/2019	10/2019-12/2019	01/2020-03/2020	04/2020-06/2020	07/2020-09/2020	10/2020-12/2020	01/2021-03/2021	04/2021-06/2021	07/2021-09/2021	10/2021-12/2021	01/2022-03/2022	04/2022-06/2022	07/2022-09/2022	10/2022-12/2022	01/2023-03/2023	04/2023-06/2023	07/2023-09/2023	10/2023-12/2023	01/2024-03/2024	04/2024-06/2024	07/2024-09/2024	10/2024-12/2024	01/2025-03/2025	04/2025-06/2025	07/2025-09/2025	10/2025-12/2025	01/2026-03/2026	04/2026-06/2026	07/2026-09/2026	10/2026-12/2026	01/2027-03/2027	04/2027-06/2027	07/2027-09/2027	10/2027-12/2027	01/2028-03/2028	04/2028-06/2028	07/2028-09/2028	10/2028-12/2028	01/2029-03/2029	04/2029-06/2029	07/2029-09/2029	10/2029-12/2029
Proporción de Gastos	$0	$0	$0	$0	$0	$170	$1,149	$686,277	$1,175,100	$1,279,456	$1,177,245	$2,886,289	$3,149,582	$8,748,355	$14,249,054	$87,279,340	$182,771,926	$202,472,864	$218,557,950	$238,524,549	$257,966,054	$284,894,798	$278,368,143	$303,904,895	$326,683,044	$359,986,361	$364,072,477	$378,744,999	$405,010,150	$436,551,682	$540,690,489	$558,511,258	$786,378,547	$997,886,598	$1,568,044,864	$1,857,537,282	$1,648,316,721	$1,457,798,695	$1,684,289,994	$1,524,053,648	$1,528,055,648	$1,528,055,648	$1,648,330,721
Proporción Trimestral	$0	$0	$0	$0	$0	$170	$1,969	$684,558	$488,823	$104,356	$97,831	$1,934,044	$263,293	$5,558,773	$5,434,699	$73,030,286	$95,492,586	$19,701,938	$16,085,086	$20,966,599	$19,441,505	$26,928,744	$(6,526,655)	$25,536,752	$22,778,149	$33,303,317	$5,086,116	$14,672,522	$26,265,151	$31,541,532	$104,139,807	$17,820,769	$227,867,289	$211,508,051	$570,158,266	$289,493,418	$190,779,413	$(188,518,301)	$226,491,299	$(160,235,346)	$4,475,356	$36,496,972	$115,497,091
Gastos Anuales	$0	$0	$0	$0	$0	$170	$3,118	$686,277	$1,175,100	$1,279,456	$1,177,245	$2,886,289	$3,149,582	$8,748,355	$14,249,054	$87,279,340	$182,771,926	$202,472,864	$218,557,950	$238,524,549	$257,966,054	$284,894,798	$278,368,143	$303,904,895	$326,683,044	$359,986,361	$364,072,477	$378,744,999	$405,010,150	$436,551,682	$540,690,489	$558,511,258	$786,378,547	$997,886,598	$1,568,044,864	$1,857,537,282	$1,648,316,721	$1,457,798,695	$1,684,289,994	$1,524,053,648	$1,528,055,648	$1,528,055,648	$1,648,330,721
Gasto Trimestral Actual (De los QPRs)	$0	$0	$0	$0	$0	$170	$1,149	$686,277	$1,175,100	$1,279,456	$1,177,245	$2,886,289	$3,149,582	$8,748,355	$14,249,054	$87,279,340	$182,771,926	$202,472,864	$218,557,950	$238,524,549	$257,966,054	$284,894,798	$278,368,143	$303,904,895	$326,683,044	$359,986,361	$364,072,477	$378,744,999	$405,010,150	$436,551,682	$540,690,489	$558,511,258	$786,378,547	$997,886,598	$1,568,044,864	$1,857,537,282	$1,648,316,721	$1,457,798,695	$1,684,289,994	$1,524,053,648	$1,528,055,648	$1,528,055,648	$1,648,330,721

WIOSP	01/2019-05/2019	06/2019-08/2019	07/2019-09/2019	10/2019-12/2019	01/2020-03/2020	04/2020-06/2020	07/2020-09/2020	10/2020-12/2020	01/2021-03/2021	04/2021-06/2021	07/2021-09/2021	10/2021-12/2021	01/2022-03/2022	04/2022-06/2022	07/2022-09/2022	10/2022-12/2022	01/2023-03/2023	04/2023-06/2023	07/2023-09/2023	10/2023-12/2023	01/2024-03/2024	04/2024-06/2024	07/2024-09/2024	10/2024-12/2024	01/2025-03/2025	04/2025-06/2025	07/2025-09/2025	10/2025-12/2025	01/2026-03/2026	04/2026-06/2026	07/2026-09/2026	10/2026-12/2026	01/2027-03/2027	04/2027-06/2027	07/2027-09/2027	10/2027-12/2027	01/2028-03/2028	04/2028-06/2028	07/2028-09/2028	10/2028-12/2028	01/2029-03/2029	04/2029-06/2029	07/2029-09/2029	10/2029-12/2029
Proporción de Gastos	$1,077	$92,472	$313,689	$319,786	$974,780	$767,901	$1,095,105	$1,526,994	$1,980,500	$2,203,548	$2,123,752	$3,892,316	$3,915,731	$3,150,676	$3,062,792	$4,407,995	$5,101,736	$5,043,967	$4,950,672	$8,849,682	$10,267,250	$11,710,898	$13,966,227	$17,718,724	$18,210,956	$21,921,130	$22,761,815	$24,080,555	$26,540,664	$26,814,898	$27,843,945	$29,190,823	$30,677,199	$31,399,450	$33,948,998	$34,511,457	$38,689,767	$37,209,657	$38,834,355	$39,780,275	$41,170,992	$41,395,924	$41,588,930
Proporción Trimestral	$1,077	$91,395	$221,217	$5,098	$275,996	$293,121	$327,204	$431,889	$453,506	$223,048	$(79,796)	$1,768,564	$23,415	$(764,055)	$(87,884)	$1,345,203	$693,741	$(57,769)	$(93,295)	$3,898,010	$1,418,568	$1,443,648	$2,255,329	$3,752,497	$492,232	$3,710,174	$840,685	$1,319,740	$2,459,109	$274,234	$1,029,047	$1,346,878	$487,376	$721,251	$2,549,548	$562,459	$4,179,310	$(1,480,110)	$1,624,698	$946,920	$1,390,937	$224,932	$193,006
Gastos Anuales	$1,077	$92,472	$313,689	$319,786	$974,780	$767,901	$1,095,105	$1,526,994	$1,980,500	$2,203,548	$2,123,752	$3,892,316	$3,915,731	$3,150,676	$3,062,792	$4,407,995	$5,101,736	$5,043,967	$4,950,672	$8,849,682	$10,267,250	$11,710,898	$13,966,227	$17,718,724	$18,210,956	$21,921,130	$22,761,815	$24,080,555	$26,540,664	$26,814,898	$27,843,945	$29,190,823	$30,677,199	$31,399,450	$33,948,998	$34,511,457	$38,689,767	$37,209,657	$38,834,355	$39,780,275	$41,170,992	$41,395,924	$41,588,930
Gasto Trimestral Actual (De los QPRs)	$1,078	$92,395	$221,217	$5,098	$275,996	$293,121	$327,204	$431,889	$453,506	$223,048	$(79,796)	$1,768,564	$23,415	$(764,055)	$(87,884)	$1,345,203	$693,741	$(57,769)	$(93,295)	$3,898,010	$1,418,568	$1,443,648	$2,255,329	$3,752,497	$492,232	$3,710,174	$840,685	$1,319,740	$2,459,109	$274,234	$1,029,047	$1,346,878	$487,376	$721,251	$2,549,548	$562,459	$4,179,310	$(1,480,110)	$1,624,698	$946,920	$1,390,937	$224,932	$193,006

Resilience	01/2019-05/2019	06/2019-08/2019	07/2019-09/2019	10/2019-12/2019	01/2020-03/2020	04/2020-06/2020	07/2020-09/2020	10/2020-12/2020	01/2021-03/2021	04/2021-06/2021	07/2021-09/2021	10/2021-12/2021	01/2022-03/2022	04/2022-06/2022	07/2022-09/2022	10/2022-12/2022	01/2023-03/2023	04/2023-06/2023	07/2023-09/2023	10/2023-12/2023	01/2024-03/2024	04/2024-06/2024	07/2024-09/2024	10/2024-12/2024	01/2025-03/2025	04/2025-06/2025	07/2025-09/2025	10/2025-12/2025	01/2026-03/2026	04/2026-06/2026	07/2026-09/2026	10/2026-12/2026	01/2027-03/2027	04/2027-06/2027	07/2027-09/2027	10/2027-12/2027	01/2028-03/2028	04/2028-06/2028	07/2028-09/2028	10/2028-12/2028	01/2029-03/2029	04/2029-06/2029	07/2029-09/2029	10/2029-12/2029
Proporción de Gastos	$1,556	$1,178	$8,445	$24,495	$130,815	$369,014	$337,155	$600,555	$920,900	$752,588	$634,253	$995,342	$1,022,621	$1,052,143	$1,149,864	$1,497,160	$1,282,675	$1,283,675	$1,855,489	$1,914,388	$2,399,134	$2,416,615	$1,881,189	$1,368,984	$1,627,771	$6,590,648	$14,960,889	$14,212,999	$14,614,149	$16,106,160	$24,855,837	$28,237,867	$29,968,059	$28,708,815	$27,458,150	$30,559,244	$34,899,104	$35,455,343	$35,809,889	$38,171,485	$38,138,619	$39,705,445	$40,853,958	$42,000,000
Proporción Trimestral	$1,580	$5,676	$1,356	$16,056	$141,321	$73,501	$128,699	$126,101	$140,666	$148,188	$73,266	$361,088	$27,279	$29,455	$97,791	$347,495	$88,561	$319,799	$572,714	$79,948	$485,487	$16,532	$67,814	$(278,779)	$258,787	$4,962,877	$1,351,830	$1,266,070	$401,150	$1,491,711	$6,749,691	$3,731,728	$1,791,192	$(1,259,244)	$(1,749,665)	$3,101,094	$4,340,760	$556,239	$354,546	$2,361,596	$(33,114)	$1,567,526	$1,148,513	$1,147,042
Gastos Anuales	$1,556	$6,854	$9,801	$40,551	$272,136	$442,515	$465,854	$726,656	$1,061,566	$900,776	$707,519	$1,356,430	$1,050,000	$1,081,598	$1,247,655	$1,844,655	$1,371,236	$1,603,474	$2,428,203	$1,994,336	$2,884,621	$2,433,147	$1,949,003	$1,090,205	$1,886,558	$11,542,525	$16,312,719	$15,479,069	$16,105,310	$17,597,871	$31,605,528	$32,969,595	$31,500,007	$26,708,815	$27,458,150	$33,660,338	$39,239,864	$36,011,889	$38,171,485	$38,138,619	$39,705,445	$40,853,958	$42,000,000
Gasto Trimestral Actual (De los QPRs)	$1,580	$4,096	$2,156	$6,754	$131,321	$170,515	$128,699	$126,101	$140,666	$148,188	$73,266	$361,088	$27,279	$29,455	$97,791	$347,495	$88,561	$319,799	$572,714	$79,948	$485,487	$16,532	$67,814	$(278,779)	$258,787	$4,962,877	$1,351,830	$1,266,070	$401,150	$1,491,711	$6,749,691	$3,731,728	$1,791,192	$(1,259,244)	$(1,749,665)	$3,101,094	$4,340,760	$556,239	$354,546	$2,361,596	$(33,114)	$1,567,526	$1,148,513	$1,147,042

MMP	01/2019-05/2019	06/2019-08/2019	07/2019-09/2019	10/2019-12/2019	01/2020-03/2020	04/2020-06/2020	07/2020-09/2020	10/2020-12/2020	01/2021-03/2021	04/2021-06/2021	07/2021-09/2021	10/2021-12/2021	01/2022-03/2022	04/2022-06/2022	07/2022-09/2022	10/2022-12/2022	01/2023-03/2023	04/2023-06/2023	07/2023-09/2023	10/2023-12/2023	01/2024-03/2024	04/2024-06/2024	07/2024-09/2024	10/2024-12/2024	01/2025-03/2025	04/2025-06/2025	07/2025-09/2025	10/2025-12/2025	01/2026-03/2026	04/2026-06/2026	07/2026-09/2026	10/2026-12/2026	01/2027-03/2027	04/2027-06/2027	07/2027-09/2027	10/2027-12/2027	01/2028-03/2028	04/2028-06/2028	07/2028-09/2028	10/2028-12/2028	01/2029-03/2029	04/2029-06/2029	07/2029-09/2029	10/2029-12/2029
Proporción de Gastos	$0	$0	$0	$0	$0	$0	$0	$0	$0	$246,414	$879,661	$1,486,173	$1,783,555	$2,207,495	$6,756,815	$10,064,952	$12,399,688	$13,457,087	$19,221,783	$20,599,207	$22,649,681	$23,920,647	$24,796,326	$25,500,302	$26,994,063	$27,370,517	$27,863,732	$28,957,304	$28,558,535	$29,044,374	$29,886,147	$30,402,288	$30,080,925	$30,088,122	$28,895,900	$30,098,925	$30,890,425	$30,202,156	$27,243,279	$28,644,773	$29,594,610	$31,748,800	$29,828,385	$31,929,200
Proporción Trimestral	$0	$0	$0	$0	$0	$0	$0	$0	$0	$246,414	$379,647	$608,062	$1,302,430	$2,423,940	$5,547,322	$13,509,258	$2,335,137	$1,457,398	$5,764,695	$1,377,424	$2,050,474	$1,271,966	$875,679	$704,976	$1493,761	$376,454	$492,215	$1094,572	$(399,769)	$485,839	$841,773	$516,141	$(321,363)	$7,196	$(1193,022)	$1203,025	$791,500	$(688,269)	$(2959,877)	$1401,494	$949,837	$2154,037	$(1919,415)	$2100,815
Gastos Anuales	$0	$0	$0	$0	$0	$0	$0	$0	$0	$246,414	$879,661	$1,486,173	$1,783,555	$2,207,495	$6,756,815	$10,064,952	$12,399,688	$13,457,087	$19,221,783	$20,599,207	$22,649,681	$23,920,647	$24,796,326	$25,500,302	$26,994,063	$27,370,517	$27,863,732	$28,957,304	$28,558,535	$29,044,374	$29,886,147	$30,402,288	$30,080,925	$30,088,122	$28,895,900	$30,098,925	$30,890,425	$30,202,156	$27,243,279	$28,644,773	$29,594,610	$31,748,800	$29,828,385	$31,929,200
Gasto Trimestral Actual (De los QPRs)	$0	$0	$0	$0	$0	$0	$0	$0	$0	$246,414	$379,647	$608,062	$1,302,430	$2,423,940	$5,547,322	$13,509,258	$2,335,137	$1,457,398	$5,764,695	$1,377,424	$2,050,474	$1,271,966	$875,679	$704,976	$1493,761	$376,454	$492,215	$1094,572	$(399,769)	$485,839	$841,773	$516,141	$(321,363)	$7,196	$(1193,022)	$1203,025	$791,500	$(688,269)	$(2959,877)	$1401,494	$949,837	$2154,037	$(1919,415)	$2100,815

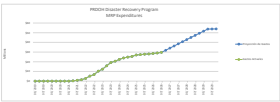

Recuperación de Propietarios Inquilinos	01/2019-05/2019	06/2019-08/2019	07/2019-09/2019	10/2019-12/2019	01/2020-03/2020	04/2020-06/2020	07/2020-09/2020	10/2020-12/2020	01/2021-03/2021	04/2021-06/2021	07/2021-09/2021	10/2021-12/2021	01/2022-03/2022	04/2022-06/2022	07/2022-09/2022	10/2022-12/2022	01/2023-03/2023	04/2023-06/2023	07/2023-09/2023	10/2023-12/2023	01/2024-03/2024	04/2024-06/2024	07/2024-09/2024	10/2024-12/2024	01/2025-03/2025	04/2025-06/2025	07/2025-09/2025	10/2025-12/2025	01/2026-03/2026	04/2026-06/2026	07/2026-09/2026	10/2026-12/2026	01/2027-03/2027	04/2027-06/2027	07/2027-09/2027	10/2027-12/2027	01/2028-03/2028	04/2028-06/2028	07/2028-09/2028	10/2028-12/2028	01/2029-03/2029	04/2029-06/2029	07/2029-09/2029	10/2029-12/2029
Proporción de Gastos	$0	$0	$0	$0	$0	$0	$0	$0	$0	$0	$0	$0	$0	$0	$0	$0	$0	$0	$0	$0	$0	$0	$0	$0	$0	$0	$0	$0	$0	$0	$0	$0	$0	$0	$0	$0	$0	$0	$0	$0	$0	$0	$0	$0
Proporción Trimestral	$0	$0	$0	$0	$0	$0	$0	$0	$0	$0	$0	$0	$0	$0	$0	$0	$0	$0	$0	$0	$0	$0	$0	$0	$0	$0	$0	$0	$0	$0	$0	$0	$0	$0	$0	$0	$0	$0	$0	$0	$0	$0	$0	$0
Gastos Anuales	$0	$0	$0	$0	$0	$0	$0	$0	$0	$0	$0	$0	$0	$0	$0	$0	$0	$0	$0	$0	$0	$0	$0	$0	$0	$0	$0	$0	$0	$0	$0	$0	$0	$0	$0	$0	$0	$0	$0	$0	$0	$0	$0	$0
Gasto Trimestral Actual (De los QPRs)	$0	$0	$0	$0	$0	$0	$0	$0	$0	$0	$0	$0	$0	$0	$0	$0	$0	$0	$0	$0	$0	$0	$0	$0	$0	$0	$0	$0	$0	$0	$0	$0	$0	$0	$0	$0	$0	$0	$0	$0	$0	$0	$0	$0

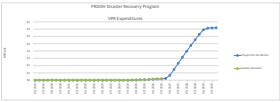

Planning & Admin	01/2019-05/2019	06/2019-08/2019	07/2019-09/2019	10/2019-12/2019	01/2020-03/2020	04/2020-06/2020	07/2020-09/2020	10/2020-12/2020	01/2021-03/2021	04/2021-06/2021	07/2021-09/2021	10/2021-12/2021	01/2022-03/2022	04/2022-06/2022	07/2022-09/2022	10/2022-12/2022	01/2023-03/2023	04/2023-06/2023	07/2023-09/2023	10/2023-12/2023	01/2024-03/2024	04/2024-06/2024	07/2024-09/2024	10/2024-12/2024	01/2025-03/2025	04/2025-06/2025	07/2025-09/2025	10/2025-12/2025	01/2026-03/2026	04/2026-06/2026	07/2026-09/2026	10/2026-12/2026	01/2027-03/2027	04/2027-06/2027	07/2027-09/2027	10/2027-12/2027	01/2028-03/2028	04/2028-06/2028	07/2028-09/2028	10/2028-12/2028	01/2029-03/2029	04/2029-06/2029	07/2029-09/2029	10/2029-12/2029
Proporción de Gastos	$92,128	$1,508,537	$5,726,525	$12,766,149	$29,506,496	$32,070,514	$38,317,778	$49,796,665	$62,896,243	$73,303,240	$80,094,181	$93,904,324	$102,677,245	$114,968,151	$129,370,593	$162,751,410	$165,574,948	$177,366,669	$189,213,562	$186,664,690	$189,388,350	$189,898,887	$214,602,074	$239,705,677	$240,409,888	$251,121,195	$243,577,425	$247,566,230	$277,696,278	$285,181,403	$300,743,182	$322,508,515	$340,875,104	$365,986,894	$387,515,904	$409,540,614	$416,598,444	$415,767,987	$479,954,354	$490,022,139	$514,798,214	$538,132,892	$558,048,142
Proporción Trimestral	$92,128	$1,508,537	$5,726,525	$12,766,149	$29,506,496	$32,070,514	$38,317,778	$49,796,665	$62,896,243	$73,303,240	$80,094,181	$93,904,324	$102,677,245	$114,968,151	$129,370,593	$162,751,410	$165,574,948	$177,366,669	$189,213,562	$186,664,690	$189,388,350	$189,898,887	$214,602,074	$239,705,677	$240,409,888	$251,121,195	$243,577,425	$247,566,230	$277,696,278	$285,181,403	$300,743,182	$322,508,515	$340,875,104	$365,986,894	$387,515,904	$409,540,614	$416,598,444	$415,767,987	$479,954,354	$490,022,139	$514,798,214	$538,132,892	$558,048,142
Gastos Anuales	$92,128	$1,508,537	$5,726,525	$12,766,149	$29,506,496	$32,070,514	$38,317,778	$49,796,665	$62,896,243	$73,303,240	$80,094,181	$93,904,324	$102,677,245	$114,968,151	$129,370,593	$162,751,410	$165,574,948	$177,366,669	$189,213,562	$186,664,690	$189,388,350	$189,898,887	$214,602,074	$239,705,677	$240,409,888	$251,121,195	$243,577,425	$247,566,230	$277,696,278	$285,181,403	$300,743,182	$322,508,515	$340,875,104	$365,986,894	$387,515,904	$409,540,614	$416,598,444	$415,767,987	$479,954,354	$490,022,139	$514,798,214	$538,132,892	$558,048,142
Gasto Trimestral Actual (De los QPRs)	$92,128	$ 386,252	$ 1,068,309	$ 4,464,988	$ 7,032,467	$ 13,760,303	$ 6,572,668	$ 6,259,264	$ 11,480,935	$ 10,090,932	$ 10,412,236	$ 17,700,692	$ 11,900,148	$12,110,059	$8,158,908	$14,464,488	$7,381,119	$12,821,678	$11,775,508	$14,827,124	$12,438,355	$7,960,508	$25,470,639	$13,573,487	$24,075,603	$9,898,211	$7,757,267	$8,492,274	$7,768,757	$8,542,079	$15,480,124	$13,765,334	$18,366,579	$21,611,010	$21,528,710	$22,024,710	$7,058,830	$(830,457)	$14,186,367	$9,068,785	$24,776,075	$23,334,678	$19,915,250

Total Expenditures	01/2019-03/2019	04/2019-06/2019	07/2019-09/2019	10/2019-12/2019	01/2020-03/2020	04/2020-06/2020	07/2020-09/2020	10/2020-12/2020	01/2021-03/2021	04/2021-06/2021	07/2021-09/2021	10/2021-12/2021	01/2022-03/2022	04/2022-06/2022	07/2022-09/2022	10/2022-12/2022	01/2023-03/2023	04/2023-06/2023	07/2023-09/2023	10/2023-12/2023	01/2024-03/2024	04/2024-06/2024	07/2024-09/2024	10/2024-12/2024	01/2025-03/2025	04/2025-06/2025	07/2025-09/2025	10/2025-12/2025	01/2026-03/2026	04/2026-06/2026	07/2026-09/2026	10/2026-12/2026	01/2027-03/2027	04/2027-06/2027	07/2027-09/2027	10/2027-12/2027	01/2028-03/2028	04/2028-06/2028	07/2028-09/2028	10/2028-12/2028	01/2029-03/2029	04/2029-06/2029	07/2029-09/2029	10/2029-12/2029
Proporción de Gastos	$6,736	$862,778	$1,640,845	$46,798,249	$25,775,603	$94,736,355	$108,068,560	$140,090,766	$198,587,027	$297,742,553	$407,499,598	$567,640,125	$721,228,568	$888,614,664	$1,110,395,454	$1,410,682,454	$1,765,207,228	$2,156,481,400	$2,619,890,480	$3,750,960,917	$5,090,796,673	$5,270,365,696	$5,584,054,588	$5,868,009,853	$6,159,934,449	$6,443,164,088	$6,691,961,941	$6,885,098,089	$7,043,590,012	$7,282,680,027	$7,496,995,326	$7,799,758,924	$8,244,510,568	$8,678,466,585	$7,265,355,770	$7,707,605,984	$8,177,681,285	$8,686,550,615	$8,890,244,763	$9,904,088,487	$9,611,576,977	$9,813,497,886	$9,988,355,273	$10,083,835,250
Proporción Trimestral	$6,736	$862,040	$1,240,587	$9,149,404	$24,976,431	$49,964,888	$61,552,009	$92,032,440	$158,497,166	$199,156,626	$269,957,180	$367,060,147	$474,658,196	$642,986,497	$810,320,616	$960,766,750	$1,062,544,999	$1,084,294,679	$1,299,386,880	$1,930,112,629	$2,576,855,254	$2,994,568,835	$2417,701,360	$2474,951,485	$2455,950,994	$2276,228,459	$2248,783,223	$2241,225,459	$2158,147,963	$2241,243,615	$2345,369,039	$2461,401,998	$2444,551,856	$2422,955,774	$2442,244,985	$2126,399,186	$2512,404,863	$2470,545,752	$2422,051,778	$2408,884,498	$2412,871,896	$2411,688,272	$2409,860,907	$2398,859,987	$2382,560,497
Gastos Anuales	$6,736	$862,778	$1,640,845	$46,798,249	$25,775,603	$94,736,355	$108,068,560	$140,090,766	$198,587,027	$297,742,553	$407,499,598	$567,640,125	$721,228,568	$888,614,664	$1,110,395,454	$1,410,682,454	$1,765,207,228	$2,156,481,400	$2,619,890,480	$3,750,960,917	$5,090,796,673	$5,270,365,696	$5,584,054,588	$5,868,009,853	$6,159,934,449	$6,443,164,088	$6,691,961,941	$6,885,098,089	$7,043,590,012	$7,282,680,027	$7,496,995,326	$7,799,758,924	$8,244,510,568	$8,678,466,585	$7,265,355,770	$7,707,605,984	$8,177,681,285	$8,686,550,615	$8,890,244,763	$9,904,088,487	$9,611,576,977	$9,813,497,886	$9,988,355,273	$10,083,835,250
Gastos Trimestral Actual (De los QPRs)	$6,736	$862,040	$1,303,507	$9,149,404	$24,976,431	$49,964,888	$61,552,009	$92,032,440	$158,497,166	$199,156,626	$269,957,180	$367,060,147	$474,658,196	$642,986,497	$810,320,616	$960,766,750	$1,062,544,999	$1,084,294,679	$1,299,386,880	$1930,112,629	$2576,855,254	$2994,568,835	$2417,701,360	$2474,951,485	$2455,950,994	$2276,228,459	$2248,783,223	$2241,225,459	$2158,147,963	$2241,243,615	$2345,369,039												