September 21, 2022

Vanessa De Mari, AIA
President
F&R Management Services, LLC
PO Box 9932
San Juan, PR 00908-9932

Via email: vdemari@frcg.net and eestrada@frcg.net

Subject: **El CONQUISTADOR RESORT HOTEL**
Environmental Review for Activity/Project that is Categorically Excluded Subject to Section 58.5
Pursuant to 24 CFR 58.35(a)
Fajardo, Puerto Rico
CES Project No. 22-0012A

Dear Mrs. De Mari:

Caribe Environmental Services (CES) is pleased to submit this report to Royal Blue Hospitality, LLC. (RBH), documenting the completed HUD Categorical Exclusion Template (CEST Template), under 24 CFR Part 58.35(a), as provided by RBH on email dated September 6, 2022. This CEST Template was prepared to address the comments received from Horne Puerto Rico, regarding the Environmental Assessment Template that was submitted by RBH in August 2022.

We understand that RBH is in the process of accessing available development funding under the Community Development Block Grant (CDBG) Program for the El Conquistador Resort Hotel Facilities located in Fajardo Puerto Rico. From here on, the property will be referenced to as the Site, Subject Site, or Subject Property.

If you have any questions, please let us know.

Respectfully yours,

CARIBE ENVIRONMENTAL SERVICES

Luis R. Colón Morales, P.E., M.E.
Project Manager

Raúl Colón, P.E., P.H.
Principal

EL CONQUSTADOR RESORT HOTEL
Environmental Review for Activity/Project that is Categorically Excluded Subject to Section 58.5
Pursuant to 24 CFR 58.35(a)

Project Information

Project Name: El Conquistador Resort Hotel (IPG Project Number: PR-IPG-000347)
Responsible Entity: Puerto Rico Department of Housing
Grant Recipient (if different than Responsible Entity): Royal Blue Hospitality, LLC (RBH)
State/Local Identifier: Puerto Rico

Preparer: Raúl Colón, P.E,,P.H
Caribe Environmental Services, Inc.
P.O. Box 5189
Caguas Puerto Rico 00725
Tel: 787-998-7262/787-998-8390

Certifying Officer Name and Title: Juan Carlos Perez-Bofill
Sally Z. Acevedo-Cosme
Pedro de León Rodríguez
María T. Torres-Bregón
Ángel G. López Guzmán
Ivelisse Lorenzo Torres
Santa Ramírez Lebrón

Grant Recipient (if different than Responsible Entity):

Consultant (if applicable): Caribe Environmental Services, Inc.
P.O. Box 5189
Caguas Puerto Rico 00725
Tel: 787-998-7262/787-998-8390

Direct Comments to: Vanessa de Mari (787-409-5341)/Esteban Estrada (787-409-4761)

Project Location: 1000 El Conquistador Avenue, Fajardo, Puerto Rico

Description of the Proposed Project [24 CFR 58.32; 40 CFR 1508.25]**:**

The existing El Conquistador Resort Hotel facility, located in Fajardo Puerto Rico, was significantly damaged after Hurricanes Irma and María in September 2017. The hotel complex includes 750 guestrooms, and other resort amenities located in the Eastern municipality of Fajardo.

The approximate location of the hotel complex is presented in ***Figure 1***. ***Figure 2*** shows a site aerial photograph of the hotel complex property, including the adjacent parcels.

The proposed project includes the interior renovation of some of the hotel facilities. It does not include the construction of new hotel facilities or expansion of the existing facilities. The proposed project will be include the following renovations:

- 303 "Hilton Standard Rooms" – Las Vistas
- 69 " Hilton Standard Rooms" - La Marina
- Complete Renovation of Former Las Brisas Restaurant (former Breakfast Buffet)
- Complete Renovation of Former Stingray (Marina formal dining venue)
- Spa Interior Remodeling
- Installation of Solar Panels, on top of existing roofs
- New carpets in the Convention Center & Meeting Spaces
- Asphalt Main Road, Landscaping Improvements, Main Gate Improvements
- Interior Remodeling of Lobby Main Bar (former Bar 21)

Appendix A, presents design drawings of the proposed hotel facility renovation.

Level of Environmental Review Determination:

Categorically Excluded per 24 CFR 58.35(a)(3)(iii), and subject to laws and authorities at §58.5.

Funding Information

Grant Number	HUD Program	Funding Amount
B-17-DM-72-0001 B-18-DP-72-0001	CDBG/DR. Economic Development Investment Portfolio for Growth Program	$ $800,000,000

Estimated Total HUD Funded Amount: $50,000,000.00

Estimated Total Project Cost (HUD and non-HUD funds) [24 CFR 58.32(d)]**: $263,000,000**

Compliance with 24 CFR 50.4, 58.5, and 58.6 Laws and Authorities

Record below the compliance or conformance determinations for each statute, executive order, or regulation. Provide credible, traceable, and supportive source documentation for each authority. Where applicable, complete the necessary reviews or consultations and obtain or note applicable permits of approvals. Clearly note citations, dates/names/titles of contacts, and page references. Attach additional documentation as appropriate.

Compliance Factors: Statutes, Executive Orders, and Regulations listed at 24 CFR §58.5 and §58.6	Are formal compliance steps or mitigation required?	Compliance determinations
STATUTES, EXECUTIVE ORDERS, AND REGULATIONS LISTED AT 24 CFR 50.4 & 58.6		
Airport Hazards 24 CFR Part 51 Subpart D	Yes ☐ No ☒	According to the FAA, the closest active airport facility is the JOSE APONTE DE LA TORRE (TJRV) located approximately 7.43 miles to the south of the Subject Property, see ***Appendix B***. The Subject Property is not located within 15,000 feet of a military airport or 2,500 feet of a civilian airport. The Subject Property is not located immediately beyond the ends of a runway nor in the Clear Zones for military airfields nor near any Accident Potential Zones 1 and 2 for Military Airfields.
Coastal Barrier Resources Coastal Barrier Resources Act, as amended by the Coastal Barrier Improvement Act of 1990 [16 USC 3501]	Yes ☐ No ☒	According to the U.S. Fish and Wildlife Services Coastal Barrier Resource System Mapper the Subject Property is not located within a designated coastal barrier zone, see ***Appendix C***. The closest CBRS Unit is about 1,500 feet to the north.
Flood Insurance Flood Disaster Protection Act of 1973 and National Flood Insurance Reform Act of 1994 [42 USC 4001-4128 and 42 USC 5154a]	Yes ☒ No ☐	The large majority of the hotel complex is located in areas of minimal flooding according to the regulatory FEMA maps. Only the area covered by the Marina Village at the eastern portion of the property is located within the 1% Coastal Flood Zone (VE), see ***Appendix D***. A copy of the renovated flood insurance policy coverage is included in ***Appendix E***.

Compliance Factors: Statutes, Executive Orders, and Regulations listed at 24 CFR §58.5 and §58.6	Are formal compliance steps or mitigation required?	Compliance determinations
		Since the proposed project only includes the renovation of existing structures that were damaged by the Irma and María Hurricanes, built several years ago, and no expansion of the existing facilities is proposed, no impact on the designated FEMA flood zone is expected.
STATUTES, EXECUTIVE ORDERS, AND REGULATIONS LISTED AT 24 CFR 50.4 & 58.6		
Clean Air Clean Air Act, as amended, particularly section 176(c) & (d); 40 CFR Parts 6, 51, 93	Yes ☐ No ☒	The Subject Property is located in the municipality of Fajardo which according to the EPA Green Book for Puerto Rico, EPA has not been designated as a non-attainment area by National Ambient Air Quality Standards, see ***Appendix F.***
Coastal Zone Management Coastal Zone Management Act, sections 307(c) & (d)	Yes ☐ No ☒	The Hotel facility has been in operation for decades. The construction of the Marina and the Marina Village facilities was completed in the 1990's, in accordance with the Puerto Rico Planning Board (PRPB) and the US Army Corps of Engineers (ACE) requirements. ***Appendix R,*** shows the Project Site and the Coastal Zone Map. In addition on March 30, 2021 (see ***Appendix G***), the Puerto Rico Department of Natural and Environmental Resources (DNER) indicated conformance with the delineation of the "Zona Maritimo Terrestre" for the project. These are non-substantial interior renovations only and will not impact the Coastal Zone.

Compliance Factors: Statutes, Executive Orders, and Regulations listed at 24 CFR §58.5 and §58.6	Are formal compliance steps or mitigation required?	Compliance determinations
Contamination and Toxic Substances 24 CFR Part 58.5(i)(2)	Yes ☐ No ☒	According to a Phase I prepared for the Subject property in June 2021 (see ***Appendix H***), no recognized environmental conditions were identified. The Phase I identified corrosive labeled drums located within the hotel complex. However, these chemicals are part of the pool and boiler water treatment chemicals and are completely consumed. Therefore, no contamination mitigation is required. **<u>ACM and LBP</u>** Several investigations have been conducted by Zimmetry Environmental for the assessment of ACM, LBP and Mold within the hotel complex. Several materials were identified as containing either ACM or LBP and some mold areas were identified. RBH retained the services of Sunset Contractors and Recycling Inc. (Sunset) to conduct the abatement of the identified ACB, LBP and Mold. ***Appendix I*** includes the final report prepared by Sunset describing the mitigation actions undertaken by RBH for the abatement of the identified materials. No further mitigation of these identified materials is required.
Endangered Species Endangered Species Act of 1973, particularly section 7; 50 CFR Part 402	Yes ☐ No ☒	According to the Fish and Wildlife Service IPaC database, see ***Appendix J***, there is a total of 7 threatened, endangered, or candidate species that should be considered in the effects analysis for the Subject Property. However, this is a property that has been developed for many years and no new construction affecting sensitive areas are being proposed. The proposed project

Compliance Factors: Statutes, Executive Orders, and Regulations listed at 24 CFR §58.5 and §58.6	Are formal compliance steps or mitigation required?	Compliance determinations
		includes the renovation of the existing hotel facilities that were severely damaged by Hurricanes Irma and Maria. Therefore, no impacts on the identified threatened, endangered, or candidate species are expected by the proposed renovation project. ***Appendix J*** includes the self-certification for USFWS. Also included is the map showing no Critical Habitats in the area of the project.
Explosive and Flammable Hazards 24 CFR Part 51 Subpart C	Yes ☐ No ☒	Two 10,000 gallons propane tanks and one 500 gallons propane tank were observed within the site. These tanks are used by the kitchen area, dryers, water heaters, and boilers. No other facility handling explosive or fire-prone materials was identified adjacent to or visible from the project site. Based on the information provided, these tanks were inspected by the Fire Department and passed the inspections, see ***Appendix K***. The Hotel complex has a sprinkler system and a fire alarm system. Each of the Buildings and the Main Building has a firefighting system. Also, there are fire extinguishers located in different areas where it is required. All the kitchens are provided with a fire suppression system. In addition, as the property already exists, there would be no new residents (of the hotel) exposed to Explosive and Flammable Hazards.
Farmlands Protection	Yes ☐ No ☒	According to the information obtained from the NRCS, see ***Appendix L***, the vast majority of the Subject Property is classified

Compliance Factors: Statutes, Executive Orders, and Regulations listed at 24 CFR §58.5 and §58.6	Are formal compliance steps or mitigation required?	Compliance determinations
Farmland Protection Policy Act of 1981, particularly sections 1504(b) and 1541; 7 CFR Part 658		as "Not prime farmland". A smaller portion located at the existing golf course and along the southern portion is classified as "Farmland of statewide importance". However, any land that has been already "developed" or irreversible converted, are exempt and not subject to the Farmland Protection Policy Act. The project does not include any activities that could convert agricultural land to a non-agricultural use.
Floodplain Management Executive Order 11988, particularly section 2(a); 24 CFR Part 55	Yes No ☒ ☐ Floodplain 5-Step Process, See Appendix Q	According to the FEMA Community Map Panels No. 72000C0810J and 72000C0830J, for Puerto Rico Unincorporated Areas, most of the Subject Property is located outside of the 100-yr and 500-yr floods boundaries (see ***Appendix D***). Only a small area at the eastern portion of the site is located within the 1% Coastal Flood Zone (VE) with an elevation of 4.9 meters (see ***Appendix D1)***. The hotel facilities were constructed many years ago and the existing construction met FEMA elevation and construction standards for a coastal high hazard area and the PRPB standards applicable at the time of construction. A Floodplain 5-Step Process in accordance with Executive Order 11988: Floodplain Management, was conducted. No publications are required. See ***Appendix Q.*** No new construction or expansion of the existing hotel facilities are proposed. The proposed project is not expected to have any impact in the FEMA designated flood zones for the area. The work to be executed in the small portion of the site located within the VE Zone, will only affect 69 rooms of the 750 total rooms that form the Hotel. The work to be executed certainly will not meet the Substantial

Compliance Factors: Statutes, Executive Orders, and Regulations listed at 24 CFR §58.5 and §58.6	Are formal compliance steps or mitigation required?	Compliance determinations
		improvement request of 24 CFR 55.2(b)(10)(i)(A) since the total cost of the reconstruction, modernization or improvement of the structure is less than 50% of the market value of the structure. The cost of the work, as illustrated in the breakdown for payment of the General Contractor, is $2,029,291.91 (around $29,410 per room) while the value of these hotel units, as illustrated in the McCloskey & Bonnin appraisal, is around $11,000,000.00 (around $159,420 per room). This ratio of 18.44% is well below the 50% threshold established in the above mentioned CFR". These data indicate that the threshold for "substantial improvement" under § 55.2(b)(10) is not exceeded. As this is the only structure within the 100-year floodplain, the SI calculation is only included for this structure per 24 CFR 55. According to 55.12 of 24 CFR part 55 the decision making steps in § 55.20(b), (c), and (g) (steps 2, 3, and 7) do not apply to the following category of a proposed actions: "HUD's or the recipient's actions under any HUD program involving the repair, rehabilitation, modernization, weatherization, or improvement of existing nonresidential buildings and structures, in communities that are in the Regular Program of the NFIP and are in good standing, provided that the action does not meet the thresholds for "substantial improvement" under § 55.2(b)(10) and that the footprint of the structure and paved areas is not significantly increased.

Compliance Factors: Statutes, Executive Orders, and Regulations listed at 24 CFR §58.5 and §58.6	Are formal compliance steps or mitigation required?	Compliance determinations
Historic Preservation National Historic Preservation Act of 1966, particularly sections 106 and 110; 36 CFR Part 800	Yes ☐ No ☒	According to the National Registry of Historic Sites of the Historic Conservation Office, November 20, 2020, and the data available at the State Historic Preservation Office (SHPO), the Subject Property is not listed, see ***Appendix M***. As shown in ***Appendix S***, SHPO records support the finding that the undertaking will have ***no adverse*** effect upon historic properties.
Noise Abatement and Control Noise Control Act of 1972, as amended by the Quiet Communities Act of 1978; 24 CFR Part 51 Subpart B	Yes ☐ No ☒	The project is located adjacent to a busy road (road PR-987). However, it is located more than 3,000 feet from a railroad and about 7.4 miles from a regional airport. It is expected that in the hotel rooms, an acceptable noise exposure (65 decibels or less) will be associated to these potential noise generators. However given the distance of these sources from the hotel facilities and the fact that the hotel is fitted with air condition units, no noise impact from outside sources are expected at the hotel facility. Also, there is a HUD regulation [24 CFR 51.101(a)(3)] that states that HUD noise policy does not apply to "assistance that has

Compliance Factors: Statutes, Executive Orders, and Regulations listed at 24 CFR §58.5 and §58.6	Are formal compliance steps or mitigation required?	Compliance determinations
		the effect of restoring facilities substantially as they existed prior to a disaster."
Sole Source Aquifers Safe Drinking Water Act of 1974, as amended, particularly section 1424(e); 40 CFR Part 149	Yes ☐ No ☒	According to "Principal aquifers of Puerto Rico and the U.S. Virgin Islands" by Robert A. Renken, January 11, 1998, U.S. Geological Survey, the Subject Property is not located overlying a productive aquifer system (see ***Appendix N***). Even though the Subject Property has groundwater wells, these wells are only used, if there is a water supply shortage. The available data suggest that the underlying aquifer at the site is not a sole source aquifer or a major source of potable water. According to EPA, there are no sole source aquifers in Puerto Rico.
Wetlands Protection Executive Order 11990, particularly sections 2 and 5	Yes ☐ No ☒	According to the US Fish and Wildlife Services national wetland inventory maps Riverine Wetlands are identified along the unnamed creeks crossing the golf course and Estuarine and Marine Deepwater are located to east of the marina area (see ***Appendix O)***. However, the project does not includes draining, dredging, channelizing, filling, diking, impounding, and related activities and construction of any structures or facilities at these wetlands. None of the identified wetland areas are impacted by the proposed project.
Wild and Scenic Rivers	Yes No	According to the USA National Wild and Scenic Rivers, see ***Appendix P***, Puerto Rico has approximately 5,385 miles of rivers, of

Compliance Factors: Statutes, Executive Orders, and Regulations listed at 24 CFR §58.5 and §58.6	Are formal compliance steps or mitigation required?	Compliance determinations
Wild and Scenic Rivers Act of 1968, particularly section 7(b) and (c)	☐ ☒	which 8.9 miles of three rivers are designated as wild & scenic, which is less than 2/10ths of 1% of the commonwealth's river miles. Wild & Scenic Rivers in Puerto Rico only include Rio de la Mina, Rio Icacos, and Rio Mameyes. None of these Wild and Scenic Rivers are located within or in the proximity of the Subject Property. Rio de la Mina and Rio Mameyes are located within the Yunque National Forest. As shown in ***Appendix P***, Rio de la Mina is located approximately 9 miles to the southwest of the project site. Rio Mameyes is located approximately 8 miles to the west of the project site and Rio Icacos is located approximately 11 miles to the southwest of the site.
ENVIRONMENTAL JUSTICE		
Environmental Justice Executive Order 12898	Yes No ☐ ☒	According to the https://www.huduser.gov/portal/maps/rad/home.html, the Subject Site is located in an area of minority concentration. However, the project site or neighborhood does not suffers from disproportionately adverse environmental effects on minority and low-income populations relative to the community at large. In addition, we note that no environmental findings associated with this assessment indicate a disproportionate effect on minority and low income population.

Field Inspection (Date and completed by)**:**

A site field inspection was conducted by Eng. Raúl Colón, of Caribe Environmental Services, on July 25, 2022. The purpose of the site visit was to observe present site conditions and identify potential issues of environmental concern, that would need to be addressed during the renovation phase. During the site visit, the hotel complex was observed partially active and under renovation activities. The areas to be renovated were affected by the hurricanes and are not presently in use. CES was informed that the present hotel conditions are the result of the Irma and Maria Hurricanes, which significantly impacted the hotel's interior conditions. No major damages to the hotel structure was apparent, except for damages to windows, doors and glass panels, in some area. CES was also informed that the hurricanes severely affected the roofing condition of the structure. The following environmental features were observed by CES:

- **Electrical Transformers**: Several electrical transformers installations were observed inside the hotel facility, including various sub-station facilities. According to RBH all of the site's transformers are Non-PCB. Also, according to the information provided by RBH personnel, no known oil spills have been reported inside the transformers installations. Based upon our site observation, no spills or leakages were observed associated with these transformers.

  According to the information provided by RBH no changes to the electrical transformers installations are included, as part of the proposed project.

- **Above Ground Storage Tanks (ASTs):** At the time of CES site reconnaissance several ASTs installations were observed at the facility, including 3-3,000 gallons diesel fuel ASTs, which serve all of the hotel facility's diesel fuel equipment, at the southwestern portion of the Subject Site. No signs of spills or leakages were observed within the surroundings of the tanks, during our field inspection. The associated fuel lines were observed mostly to be in generally good conditions with no signs of spill or leakages in its surroundings.

  According to the information provided by RBH no changes to the ASTs installations are included as part of the proposed project.

- **Air Emission Sources:** At the time of our field inspection several air emission sources were observed at the Subject Property. No signs of spill or releases were observed associated with the identified air emission sources. According to RBH all these sources are operated under air emissions permits issued by the DNER. According to the information provided by RBH no changes to the air emission sources installations are included as part of the proposed project.

- **Underground Storage Tanks (USTs)**

  According to information provided by RBH personnel the facility is presently equipped with one 6,000 gallons gasoline UST and one 4,000 gallons diesel UST located at the cart and vehicle maintenance area. Two vent pipes were observed in this area. During the site visit, we observed monitoring well manhole covers that were actually part of the cathodic protection system. The tanks are monitored using the Veeder-Root system. RBH provided integrity test results conducted on the USTs in 2021 and fuel lines and leak detectors in 2019. All the equipment passed the tests. The USTs are operated under permit UST-2-93-0036, which expires on August 7, 2022. The available data suggest that the exiting USTs are in compliance with the UST requirements.

- **Drums & Miscellaneous Containers with Chemicals, Petroleum and Unknown Products**

  Several drums and miscellaneous containers were identified throughout the subject site, Based upon our observations, most of the drums and containers that were shown to us by the hotel personnel were observed generally in good conditions and other than minor signs of spills that should be considered as "de minims" conditions, no significant signs of spill or leakages were observed in the surroundings.

- **Areas of Stained Floor, Stressed Vegetation, Concrete Floor and/or Pavement**

  During the July 25 field inspection no areas of stained floor, stressed vegetation or concrete and/or pavement staining, that would represent an environmental concern for the site were identified.

- **Wells**

  The Subject Site is equipped with four production groundwater wells. According to RBH, these wells are used for irrigation purposes. The following water extraction franchise permit for 4 groundwater extraction wells (R-FA-FACO3-SJ-00150-20062016, expiring on February 5, 2023) was obtained from the Department of Natural and Environmental Resources (DNER) was provided for our review.

<u>Summary of Findings and Conclusions</u>

The existing El Conquistador Resort Hotel facility, located in Fajardo Puerto Rico, was significantly damaged after Hurricanes Irma and María. The proposed project includes the interior renovation of the entire hotel complex facility but does not include the construction of new hotel facilities or the expansion of the existing facilities. The El Conquistador Resort Hotel has been an Icon of the tourism industry and economic development for the Island eastern area and for Puerto Rico, as well, since construction started in the 1960s. It was characterized by its exclusive offer of

features and amenities to its guests, located in one of the most beautiful properties in the whole Island of Puerto Rico. The hotel complex has a privileged location on the top of a mountain overlooking the Caribbean Ocean. This hotel complex was a major contributor to the Puerto Rico's economy, prior to the Irma and María Hurricanes in 2017. The negative impacts of these hurricanes have been significant for the Puerto Rico's tourist industry, as well as for the general economy of the Island. Therefore, the renovation of the El Conquistador Resort Hotel facility is of paramount importance to help the most needed recuperation of the Puerto Rico tourist industry and economy. The proposed project will return to full productive use, the Icon that represented the El Conquistador Resort Hotel Complex, prior to the Hurricanes.

Since the proposed project includes the renovation of an existing hotel complex, where no new construction is proposed, no significant environmental impacts are expected. Two alternatives were considered for the proposed project: 1) No Action Alternative and 2) Renovation Alternative. The Renovation of the Hotel complex alternative was selected as the most cost/ effective alternative for the site redevelopment.

Findings

The proposed project is **not expected** to have a negative impact for the following environmental factors:

- Land use and development zoning
- Land topography, erosion and storm water runoff drainage patterns
- Noise and air emissions
- Available water, wastewater and electric power infrastructure within the Fajardo area, where the project is located
- It will have a positive impact in employment generation and income patterns within the Fajardo area and Puerto Rico, as well
- Demographic Character Changes, Displacement
- Educational and Cultural Facilities
- Commercial Facilities
- Health Care and Social Services
- Solid Waste Disposal/Recycling
- Public Safety - Police, Fire and Emergency Medical
- Parks, Open Space and Recreation
- Transportation and Accessibility
- Wetlands
- Threatened/endangered species
- Coastal barrier resources
- FEMA flooding zones and floodplain management
- Coastal zone requirements

- Generation and management of toxic and contamination materials
- Explosive or flammable hazards
- Farmland protection
- Historic preservation
- Sole source aquifers
- Wild and scenic rivers

Conclusions

The proposed project will **not** result in a significant impact on the quality of the human environment in the project area and surroundings.

Mitigation Measures and Conditions [40 CFR 1505.2(c)]

Based upon the data included in this template, the proposed project is not required to implement any mitigation measures to reduce, avoid, or eliminate adverse environmental impacts and to avoid non-compliance or non-conformance with the above-listed authorities and factors. However, the proposed project is required to meet FEMA's Flood Insurance requirements for the portion of the property located within the VE Zone, as indicated in ***Appendix E***.

Summarize below all mitigation measures adopted by the Responsible Entity to reduce, avoid, or eliminate adverse environmental impacts and to avoid non-compliance or non-conformance with the above-listed authorities and factors. These measures/conditions must be incorporated into project contracts, development agreements, and other relevant documents. The staff responsible for implementing and monitoring mitigation measures should be clearly identified in the mitigation plan.

Law, Authority, or Factor	Mitigation Measure
FEMA	Flood Insurance for the portion of the property located within the VE Zone.

Determination

☐ This categorically excluded activity/project converts to Exempt, per 58.34(a)(12) because there are no circumstances which require compliance with any of the federal laws and authorities cited at §58.5. **Funds may be committed and drawn down after certification of this part** for this (now) EXEMPT project; OR

☒ This categorically excluded activity/project cannot convert to Exempt because there are circumstances which require compliance with one or more federal laws and authorities cited at §58.5. Complete consultation/mitigation protocol requirements, **publish NOI/RROF and obtain "Authority to Use Grant Funds"** (HUD 7015.16) per Section 58.70 and 58.71 before committing or drawing down any funds; OR

☐ This project is now subject to a full Environmental Assessment according to Part 58 Subpart E due to extraordinary circumstances (Section 58.35(c)).

Preparer Signature: Raul Colon Date: September 21, 2022

Name/Title/Organization: Raúl Colón, P.E., P.H.
Principal Engineer
CARIBE ENVIRONMENTAL SERVICES

Certifying Officer Signature: I. Lorenzo Date: Nov. 15, 2022

Name/Title: Ivelisse Lorenzo, Permits and Environmental Compliance Specialist

This original, signed document and related supporting material must be retained on file by the Responsible Entity in an Environmental Review Record (ERR) for the activity/project (ref: 24 CFR Part 58.38) and in accordance with recordkeeping requirements for the HUD program(s).

FIGURES

APPENDICES

APPENDIX A

RENOVATION PROJECT DRAWINGS

APPENDIX A

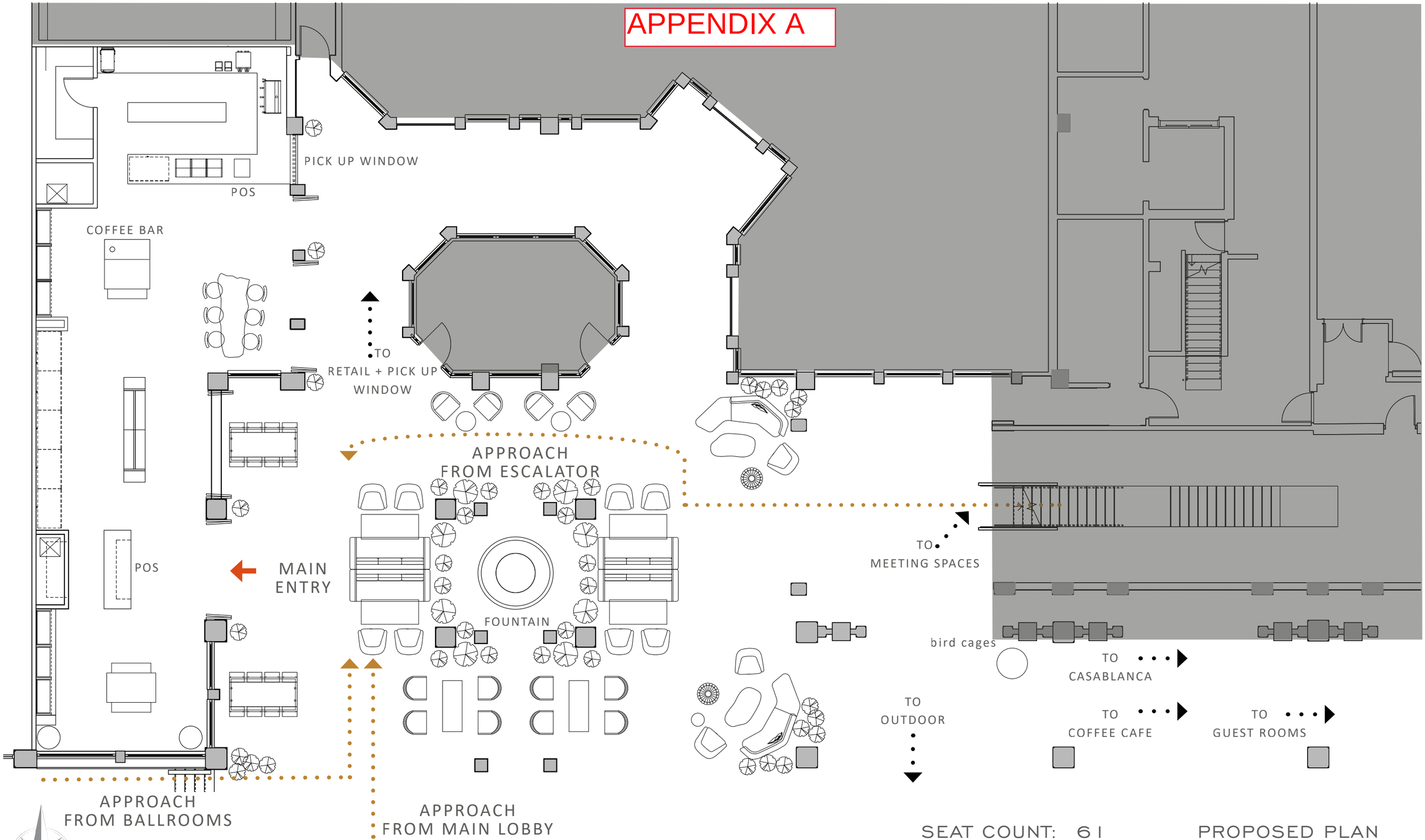

SEAT COUNT: 61

PROPOSED PLAN

Signature Shop

NOT FOR COMMERCIAL USE OR REPRODUCTION

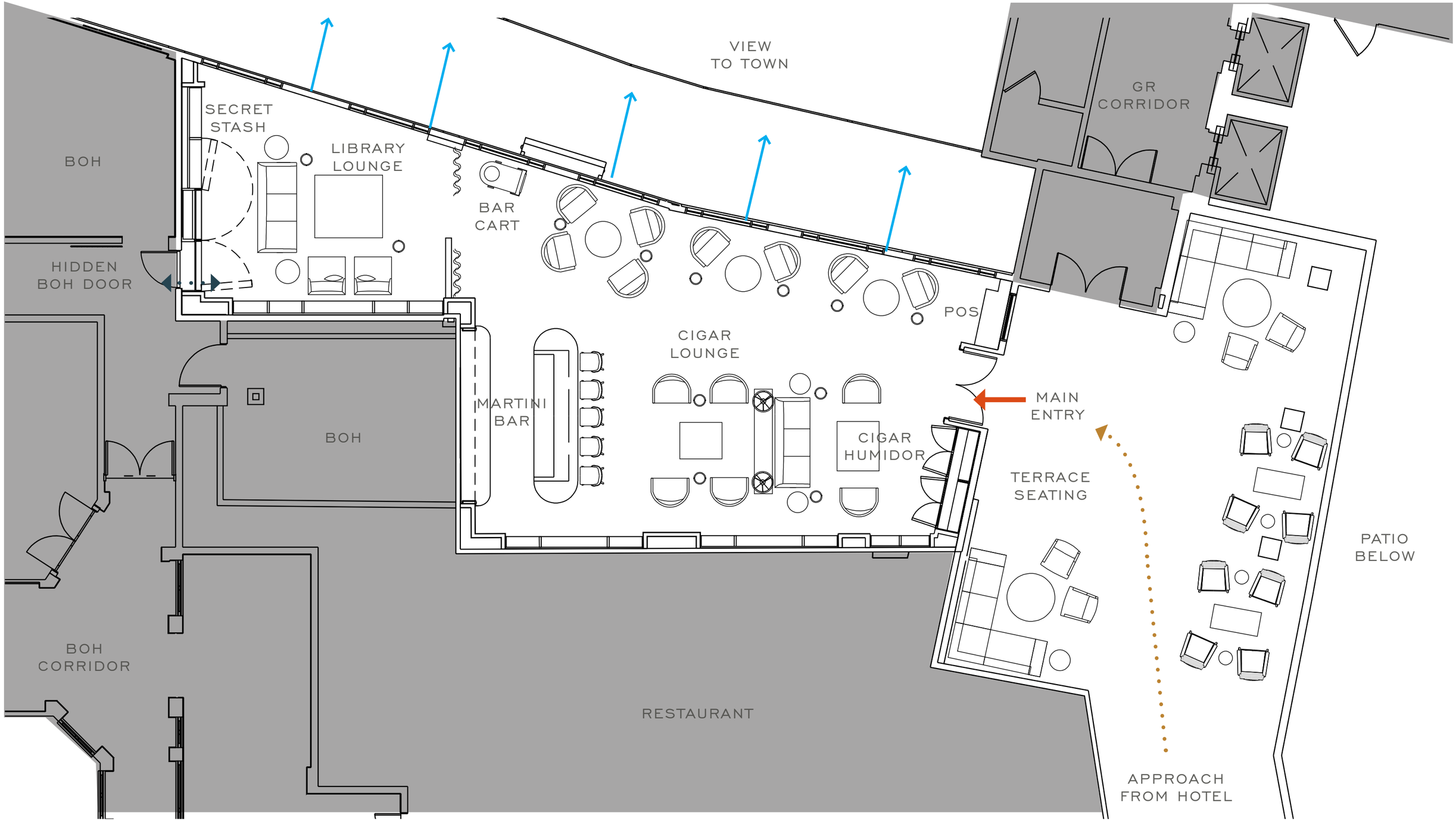

Cigar Lounge

PROPOSED FLOOR PLAN

NOT FOR COMMERCIAL USE OR REPRODUCTION

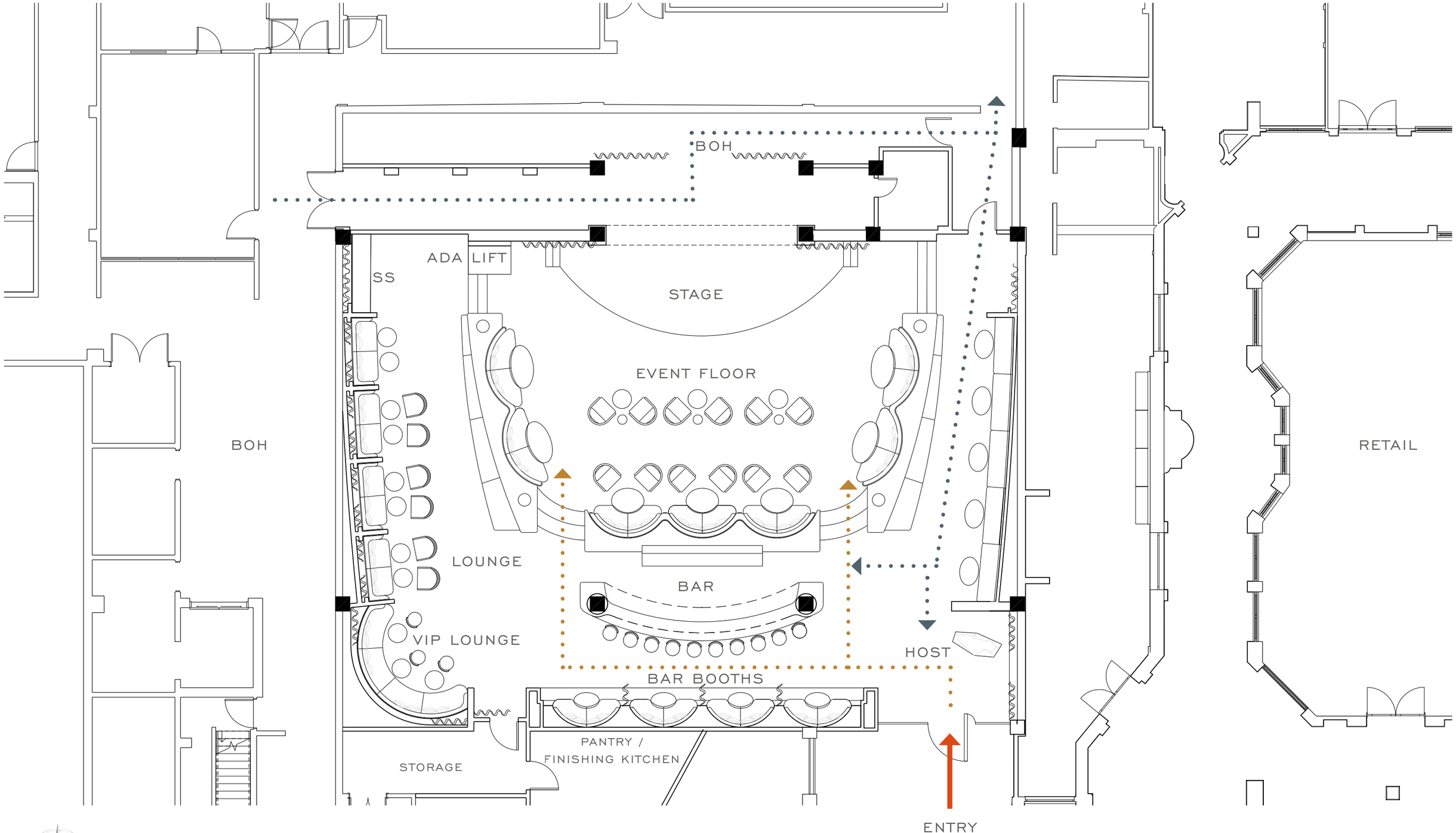

PROPOSED FLOOR PLAN

Casa Blanca

NOT FOR COMMERCIAL USE OR REPRODUCTION

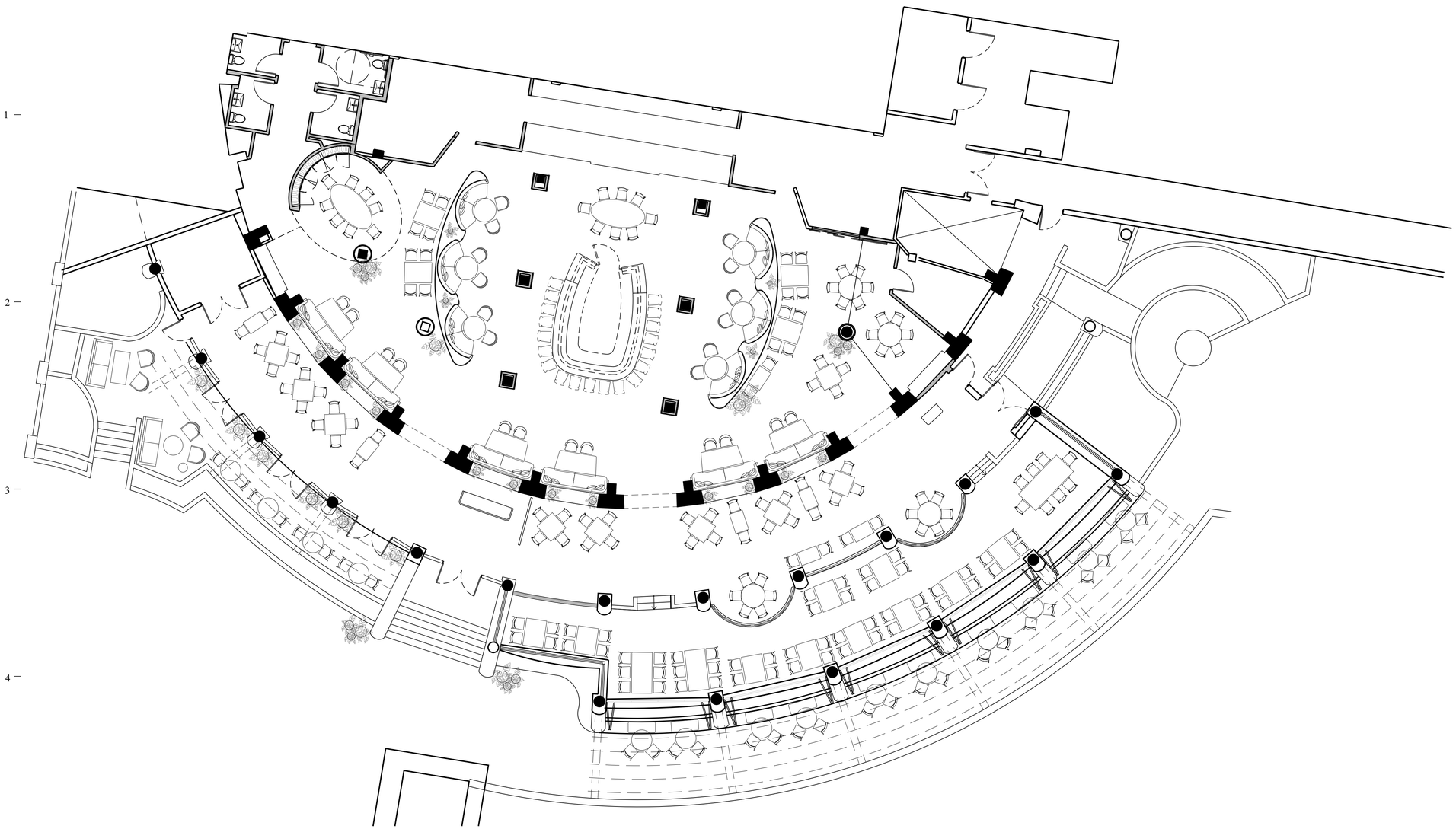

5A FURNITURE FLOOR PLAN

SCALE: 1/8"=1'-0"

SYMBOLS LEGEND:

- SUITE / X02 — ROOM NAME / ROOM NUMBER
- 1 — WALL TYPE
- 2 / 2 — DOOR NUMBER / HARDWARE NUMBER
- PT-2 — FINISH TAG
- 10-AC-100 — FURNITURE/FIXTURE TAG
- 1A / A4.1 — DETAIL/ENLARGED PLAN NUMBER / SHEET NUMBER
- 1A / A4.1 — SECTION NUMBER / SHEET NUMBER
- 1A / A4.1 — INTERIOR ELEVATION NUMBER / SHEET NUMBER
- D1 — DEMOLITION TAG / ITEM TO BE DEMOLISHED
- C1 — CONSTRUCTION TAG / ITEM TO BE CONSTRUCTED
- R — REFELECTED CEILING PLAN / ITEMS TO BE CONSTRUCTED

GRAPHIC LEGEND:

- AREA NOT IN CONTRACT (N.I.C.)
- EXISTING STRUCT. COL TO REMAIN
- EXISTING PARTITION TO REMAIN
- EXISTING PARTITION TO BE DEMOLISHED
- NEW PARTITION - SEE TYPES FOR DETAILS

EL CONQUISTADOR

BRISAS RESTAURANT

1000 Avenida El Conquistador

Fajardo, 00738, Puerto Rico

State of Florida Architect of Record
Malcolm Berg, AIA
License No. AR94424

Seal

EoA

ARCHITECTURE | INTERIORS | BRANDING | MASTER PLANNING | LANDSCAPE

1929 PONCE DE LEON BLVD. CORAL GABLES, FL 33134 | 305.444.0999

©EoA, Inc. 2021

No.	Issue	Date

Drawn by	Reviewed by
ARN	ARN

FURNITURE FLOOR PLAN

ID-1.40

Project No. RCSJ

PROGRESS SET

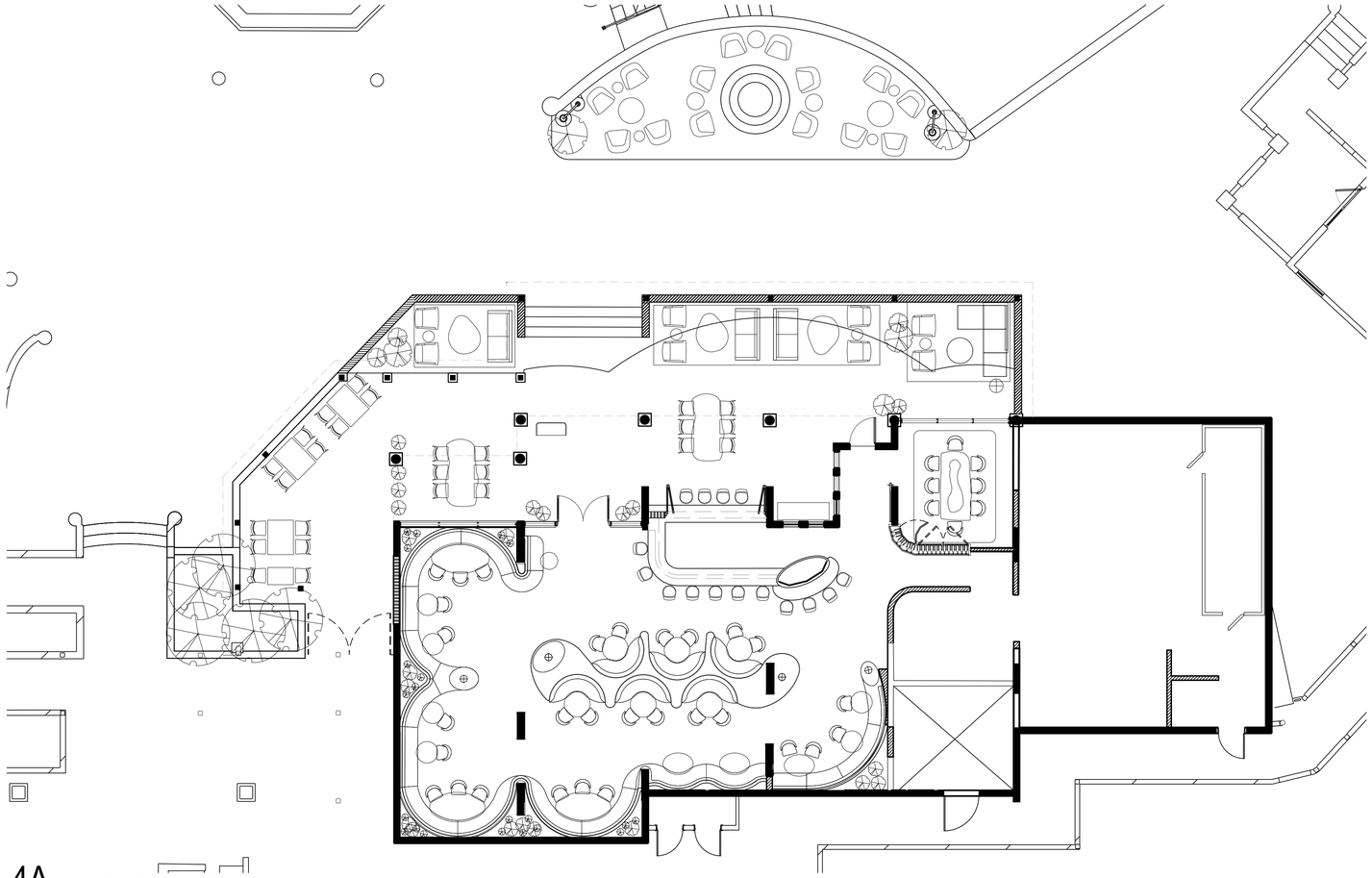

4A FURNITURE FLOOR PLAN

SCALE: 1/8"=1'-0"

SYMBOLS LEGEND:

SUITE X02	ROOM NAME / ROOM NUMBER
1	WALL TYPE
2 / 2	DOOR NUMBER / HARDWARE NUMBER
PT-2	FINISH TAG
10-AC-100	FURNITURE/FIXTURE TAG
1A / A4.1	DETAIL/ENLARGED PLAN NUMBER / SHEET NUMBER
1A / A4.1	SECTION NUMBER / SHEET NUMBER
6A/A-3.4	INTERIOR ELEVATION NUMBER / SHEET NUMBER
D1	DEMOLITION TAG ITEM TO BE DEMOLISHED
C1	CONSTRUCTION TAG ITEM TO BE CONSTRUCTED
R	REFELECTED CEILING PLAN ITEMS TO BE CONSTRUCTED

GRAPHIC LEGEND:

- AREA NOT IN CONTRACT (N.I.C.)
- EXISTING STRUCT. COL TO REMAIN
- EXISTING PARTITION TO REMAIN
- EXISTING PARTITION TO BE DEMOLISHED
- NEW PARTITION – SEE TYPES FOR DETAILS

GENERAL NOTES:

1. G.C. TO VERIFY BUILDING CONDITIONS PRIOR TO PRECEDING WITH WORK AND IMMEDIATELY NOTIFY ARCHITECT OF ANY CONDITIONS CONTRARY TO THOSE SHOWN OR INFERRED ON THE DRAWINGS.
2. WORK TO BE PERFORMED IN ACCORDANCE WITH THE RULES AND REGULATIONS OF GOVERNMENTAL AGENCIES HAVING JURISDICTIONAND SHALL CONFORM TO ALL CITY, COUNTY, STATE AND FEDERAL CONSTRUCTION, SAFETY AND SANITARY LAWS, CODES, STATUTES AND ORDINANCES.
3. THE GENERAL CONTRACTOR IS RESPONSIBLE FOR ALL FEES, PERMITS, APPLICATIONS, FILINGS AND REQUIRED INSPECTIONS WITH STATE AND GOVERNMENTAL AGENCIES.
4. ALL LUMBER, WOOD GROUNDS, NAILERS AND BLOCKING CONCEALED IN WALLS OR LOCATED IN CEILING PLENUMS SHALL BE FIRE-RETARDANT TREATED.
5. PROVIDE IN-WALL FIRE RETARDANT BLOCKING AT ALL WALL HUNG MILLWORK, WALL MOUNTED FURNISHINGS, WALL MOUNTED SHELVING, WALL MOUNTED LIGHT FIXTURES, AND MARKER BOARDS AS REQUIRED FOR RIGID SUPPORT.
6. G.C. TO REFER TO ALL ARCHITECTURAL AND MEP DRAWINGS, AS WELL AS, ELEVATIONS, DETAILS, ETC. DURING LAYOUT / CHALKING PHASE AND REPORT ANY AND ALL DISCREPANCIES IN SITE CONDITIONS TO ARCHITECT.
7. G.C. TO INSPECT CONCRETE SLAB FOR UNEVEN SURFACES. MINOR FLOATING / LEVELING EXPECTED. NOTIFY ARCHITECT OF MAJOR FILLING IF REQUIRED.
8. IF ACCESS DOORS ARE REQUIRED IN DRYWALL CEILING, USE GLASS REINFORCED GYPSUM ACCESS DOORS BY CHICAGO METALLIC, OR EQUAL. SEAMLESS FINISH AS POSSIBLE.

PROGRESS SET

EL CONQUISTADOR

STINGRAY RESTAURANT

1000 Avenida El Conquistador

Fajardo, 00738, Puerto Rico

State of Florida Architect of Record
Malcolm Berg, AIA
License No. AR94424

Seal

EoA

ARCHITECTURE | INTERIORS | BRANDING | MASTER PLANNING | LANDSCAPE

1929 PONCE DE LEON BLVD. CORAL GABLES, FL 33134 | 305.444.0990

©EoA, Inc. 2021

No.	Issue	Date
△		
△		
△		
△		
△		
△		
△		
△		

Drawn by	Reviewed by
EoA	EoA

FURNITURE FLOOR PLAN

ID-1.40

Project No. EL CONQUISTADOR

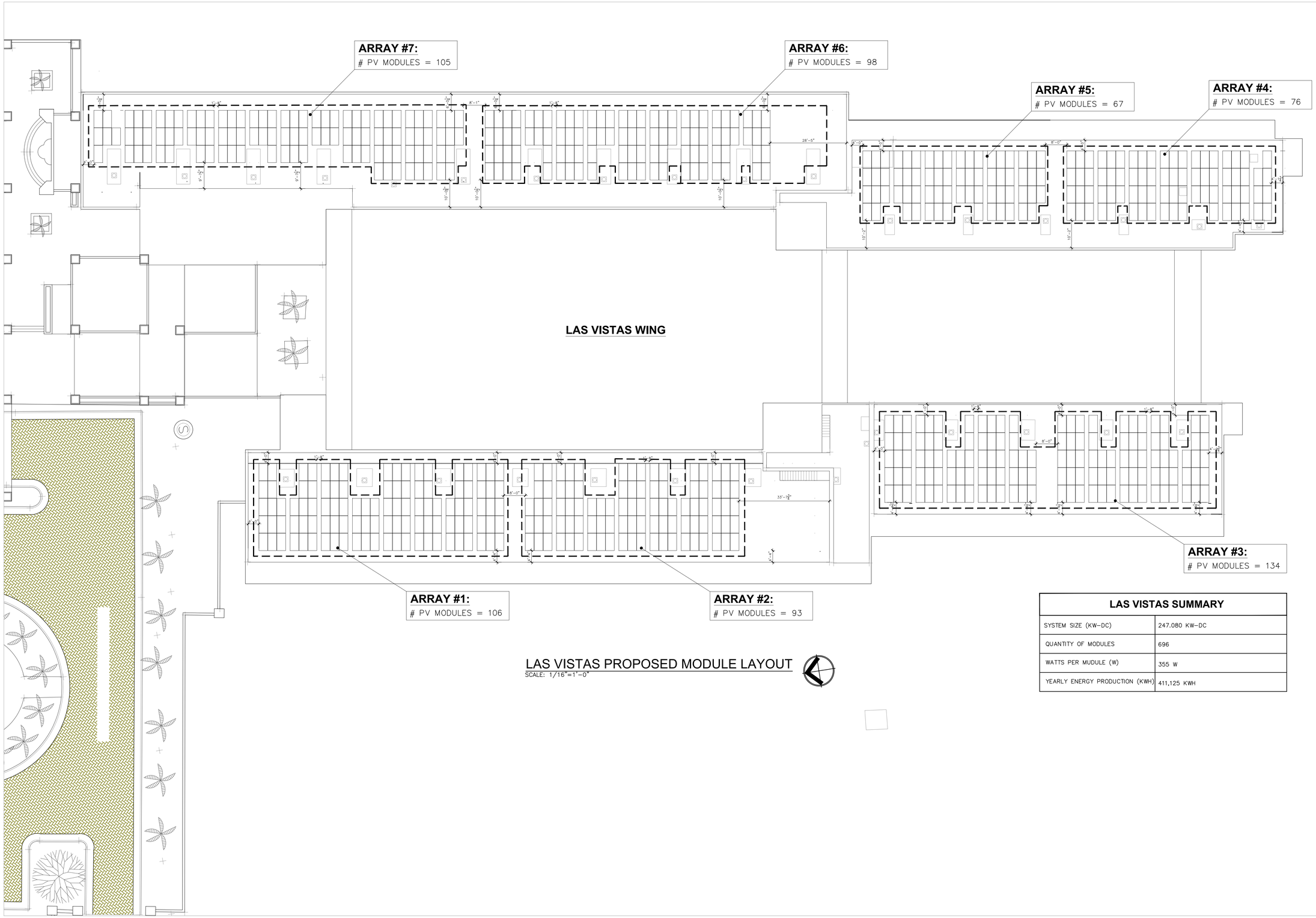

LAS VISTAS PROPOSED MODULE LAYOUT
SCALE: 1/16"=1'-0"

LAS VISTAS SUMMARY	
SYSTEM SIZE (KW-DC)	247.080 KW-DC
QUANTITY OF MODULES	696
WATTS PER MUDULE (W)	355 W
YEARLY ENERGY PRODUCTION (KWH)	411,125 KWH

S.E. ENGINEERING P.S.C.
318 DE DIEGO AVE. SUITE 206
SANTURCE, P.R. 00909
TEL. (787) 452-0977

NO.	DATE	DESCRIPTION	BY	APPRO.
A	2020.04.20	ISSUED FOR REVIEW	JST	JST

IMPORTANT NOTICE:

ALL DESIGNS, DRAWINGS AND COPIES ISSUED BY US, ARE PROPERTY OF SE ENGINEERING, PSC, AND CANNOT BE REPRODUCED OR EXHIBITED IN ANY MANNER OR PLACE, EXCEPT FOR THE PURPOSE OF ITS DESIGN INTENT OR BY WRITTEN CONSENT OF CD CONSULTANTS. IF FOR ANY REASON, PART OR ALL OF THE DESIGNS PRESENTED ARE ISSUED OR BUILT WITHOUT OUR CONSENT, THE PARTIES INVOLVED SHALL PAY CD CONSULTANTS. FEE IN FULL.

GENERAL CONTRACTOR NOTICE:

THE GENERAL CONTRACTOR SHALL VERIFY ALL DIMENSIONS, LEVELS AND CONDITIONS AT THE SITE PRIOR TO COMMENCEMENT OF THE WORK. ANY DISCREPANCIES, ERRORS OR OMISSIONS IN DIMENSIONS, ASSEMBLIES, CONSTRUCTIVE METHODS, ELECTRICAL, MECHANICAL, PLUMBING, STRUCTURAL, SITE COORDINATION AND/OR LOCAL BUILDING CODES IN THE PLANS, SHALL BE NOTIFIED TO CD CONSULTANTS IN WRITTEN FORM PRIOR TO COMMENCEMENT OF THE WORK SO CORRECTIONS CAN BE MADE. IF FOR ANY REASON SAID ERRORS, AND/OR OMISSIONS ARE NOT NOTIFIED TO CD CONSULTANTS, THE CONTRACTOR WILL BE HELD SOLELY RESPONSIBIBLE FOR ANY CONSEQUENCES DERIVED FROM SUCH ERRORS AND/OR OMISSIONS.

AT NO TIME SHALL THE CONTRACTOR UTILIZE FOR CONSTRUCTION ANY OTHER DRAWING ISSUED TO HIM/HER PRIOR TO CONSTRUCTION UNLESS MARKED "ISSUE FOR CONSTRUCTION" AND SEALED AND SIGNED BY AN CD CONSULTANTS OFFICIAL.

PROJECT NAME:
EL CONQUISTADOR HOTEL PROPOSED PHOTOVOLTAIC SYSTEM
1000 El Conquistador Avenue
Fajardo, Puerto Rico

CLIENT:
EL CONQUISTADOR HOTEL

SEAL:

DATE: 2020.04.20
DWG SCALE: AS SHOWN
PLOT SCALE: 1:1
DRAWN BY: J.S.T.
REVISED ON: J.S.T.
APPROVED BY: J.S.T.

TITLE:
LAS VISTAS PROPOSED MODULE LAYOUT

DRAWING NO.: PV-02
SHEET NO.: 2
SET TOTAL SHEET: 2

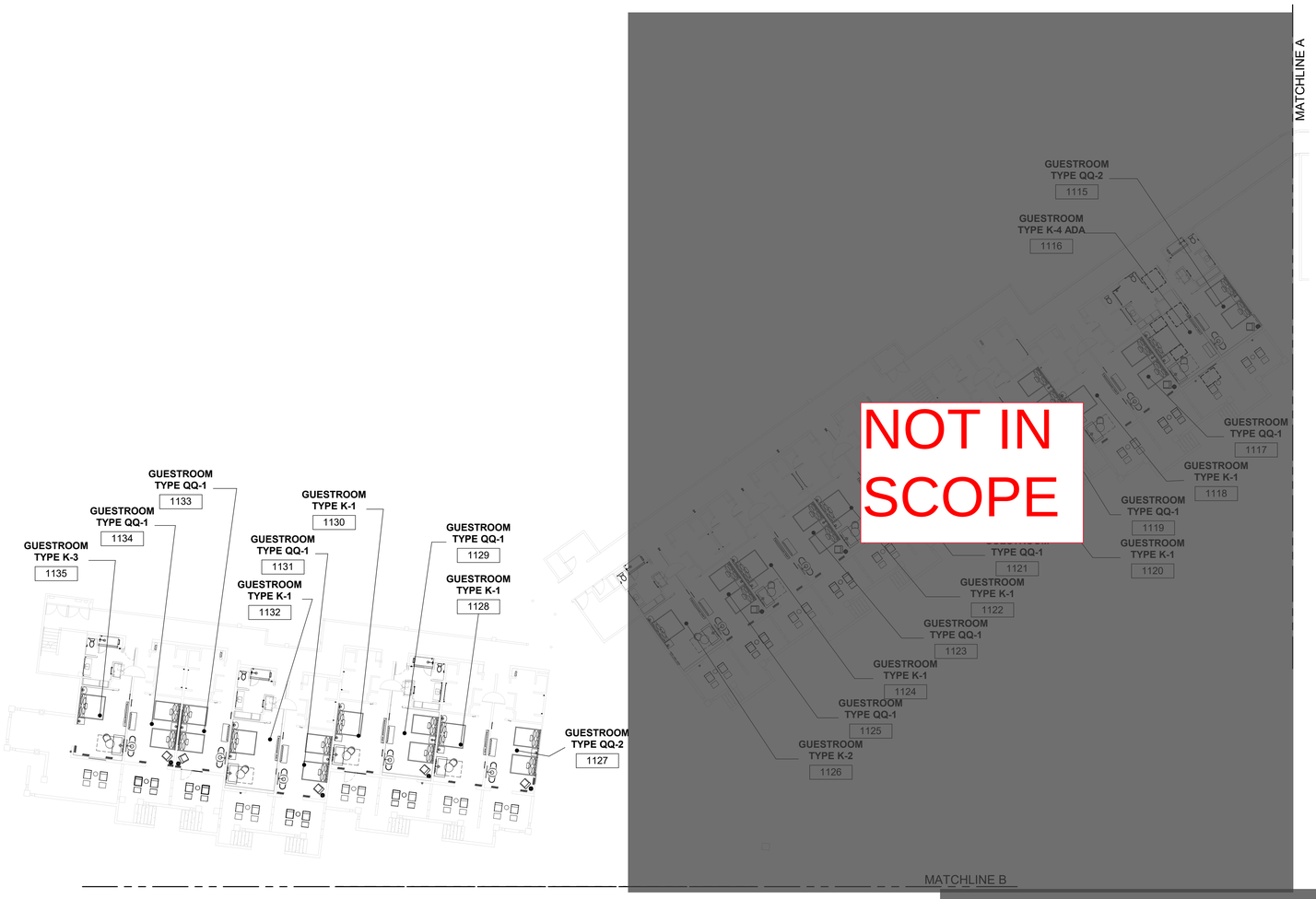

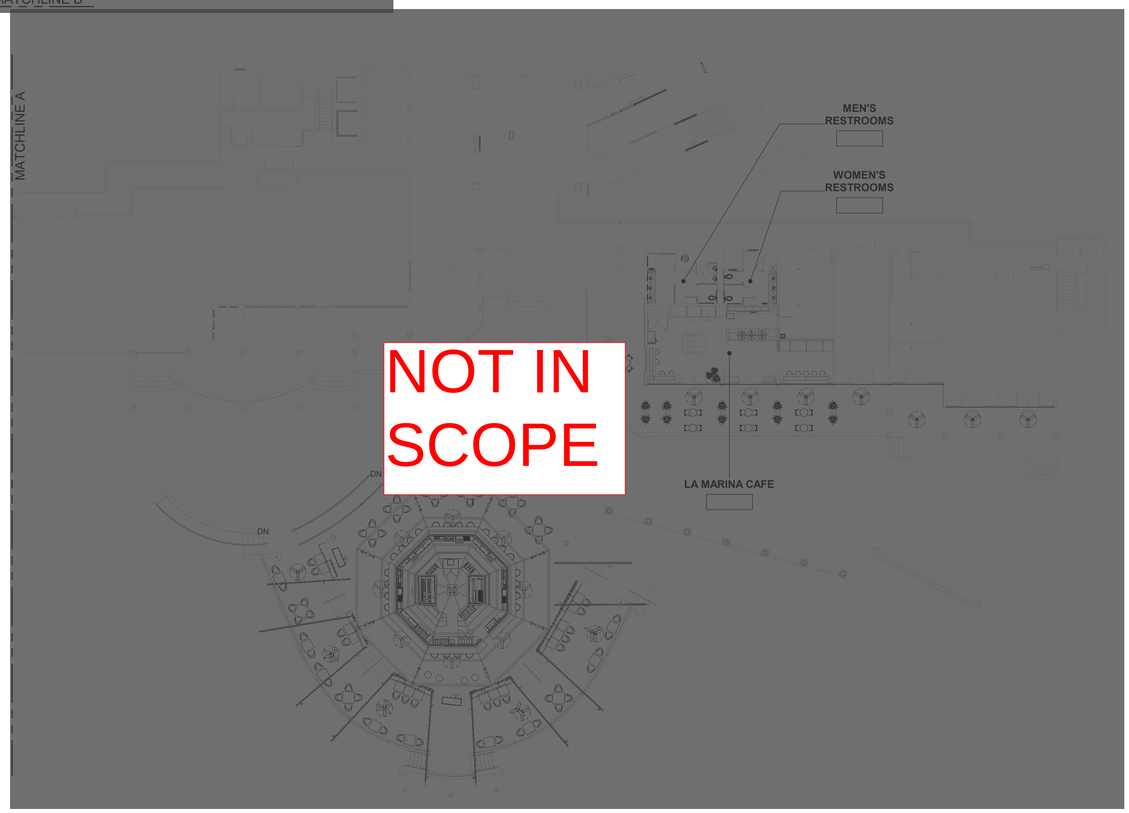

1 LA MARINA - 1ST LEVEL OVERALL FF&E PLAN

1/16" = 1'-0"

6/17/2022 7:00:53 PM
The original size of this drawing is 30"x42"

Copyright © 2011 WATG. All rights reserved.

100% CD SET - LA MARINA - GUESTROOM & SUITES | REV 12 | JUNE 17, 2022 |

Wimberly INTERIORS
a design studio of WATG
strategy planning architecture landscape interiors
new york | NY | 212 274 2626 watg.com

ROYAL BLUE HOSPITALITY, LLC
PO BOX 9832
SAN JUAN, PR 00908
PUERTO RICO

client | consultant

stamp | approval

key plan

June 28, 2022
F&R Construction Group,Inc

no.	date	issue

issues | revisions

EL CONQUISTADOR RESORT
1000 EL CONQUISTADOR AVENUE
FAJARDO, PR 00738-3711
PUERTO RICO

project logo

BUILDING #5 LA MARINA (LM) - 1ST LEVEL OVERALL FF&E PLAN

sheet title

project no. 195056 date 08/24/2020

checked by: MC
drawn by: AR

B5
component

I-501
sheet no.

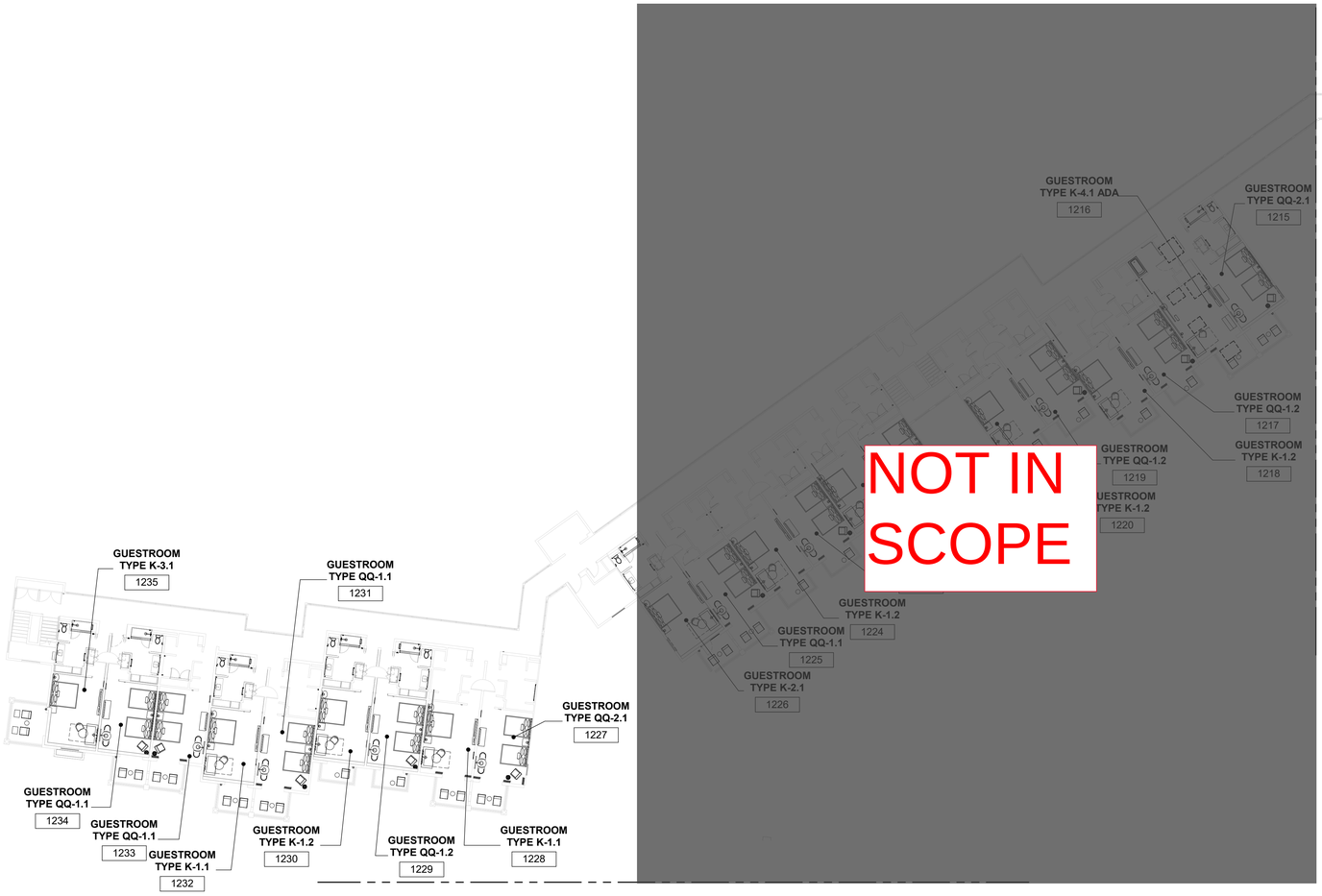

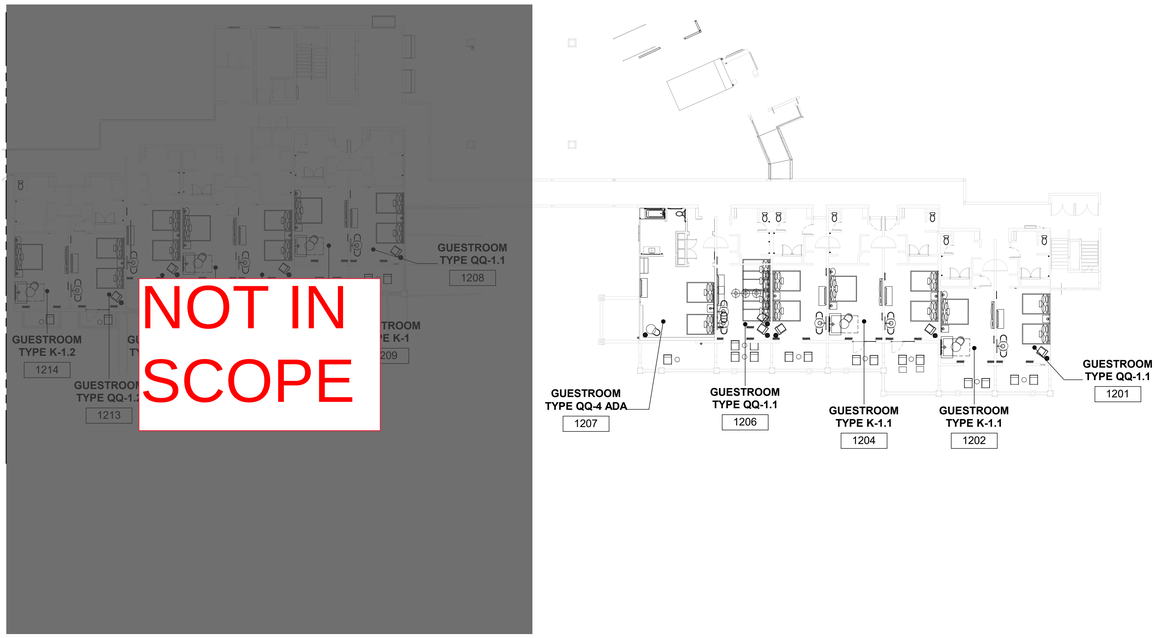

1 LA MARINA - 2ND LEVEL OVERALL FF&E PLAN

1/16" = 1'-0"

6/17/2022 7:00:59 PM
The original size of this drawing is 30"x42"
Copyright © 2011 WATG. All rights reserved.

100% CD SET - LA MARINA - GUESTROOM & SUITES | REV 12 | JUNE 17, 2022 |

Wimberly INTERIORS
a design studio of WATG
strategy planning architecture landscape interiors
new york | NY | 212 274 2626 watg.com

ROYAL BLUE HOSPITALITY, LLC
PO BOX 9832
SAN JUAN, PR 00908
PUERTO RICO

client | consultant

stamp | approval

key plan

June 28, 2022
F&R Construction Group,Inc

no. date issue
issues | revisions

EL CONQUISTADOR RESORT
1000 EL CONQUISTADOR AVENUE
FAJARDO, PR 00738-3711
PUERTO RICO

project logo

BUILDING #5 LA MARINA (LM) - 2ND LEVEL OVERALL FF&E PLAN
sheet title

project no. 195056 date 08/24/2020

checked by: Checker
drawn by: Author

B5
component

I-502
sheet no.

1 **LA MARINA - 3RD LEVEL OVERALL FF&E PLAN**
1/16" = 1'-0"

100% CD SET - LA MARINA - GUESTROOM & SUITES | REV 12 | JUNE 17, 2022 |

Wimberly INTERIORS
a design studio of WATG

strategy planning architecture landscape interiors

new york | NY | 212 274 2626 watg.com

ROYAL BLUE HOSPITALITY, LLC

PO BOX 9832
SAN JUAN, PR 00908
PUERTO RICO

client | consultant

stamp | approval

key plan

June 28, 2022
F&R Construction Group,Inc

no. date issue
issues | revisions

EL CONQUISTADOR RESORT

1000 EL CONQUISTADOR AVENUE
FAJARDO, PR 00738-3711
PUERTO RICO

project logo

BUILDING #5 LA MARINA (LM) - 3RD LEVEL OVERALL FF&E PLAN
sheet title

project no. 195056 date 10/16/20

checked by: Checker
drawn by: Author

B5
component

I-503
sheet no.

6/17/2022 7:01:04 PM
The original size of this drawing is 30"x42"

Copyright © 2011 WATG. All rights reserved.

NOT IN SCOPE

1 LA MARINA - 4TH LEVEL OVERALL FF&E PLAN

1/16" = 1'-0"

6/17/2022 7:01:08 PM
The original size of this drawing is 30"x42"

Copyright © 2011 WATG. All rights reserved.

100% CD SET - LA MARINA - GUESTROOM & SUITES | REV 12 | JUNE 17, 2022 |

Wimberly INTERIORS
a design studio of WATG
strategy planning architecture landscape interiors
new york | NY | 212 274 2626 watg.com

ROYAL BLUE HOSPITALITY, LLC
PO BOX 9832
SAN JUAN, PR 00908
PUERTO RICO

client | consultant

stamp | approval

key plan

June 28, 2022
F&R Construction Group,Inc

no.	date	issue

issues | revisions

EL CONQUISTADOR RESORT
1000 EL CONQUISTADOR AVENUE
FAJARDO, PR 00738-3711
PUERTO RICO

project logo

BUILDING #5 LA MARINA (LM) - 4TH LEVEL OVERALL FF&E PLAN

sheet title

project no. 195056 date 10/16/20

checked by: Checker
drawn by: Author

B5
component

I-504
sheet no.

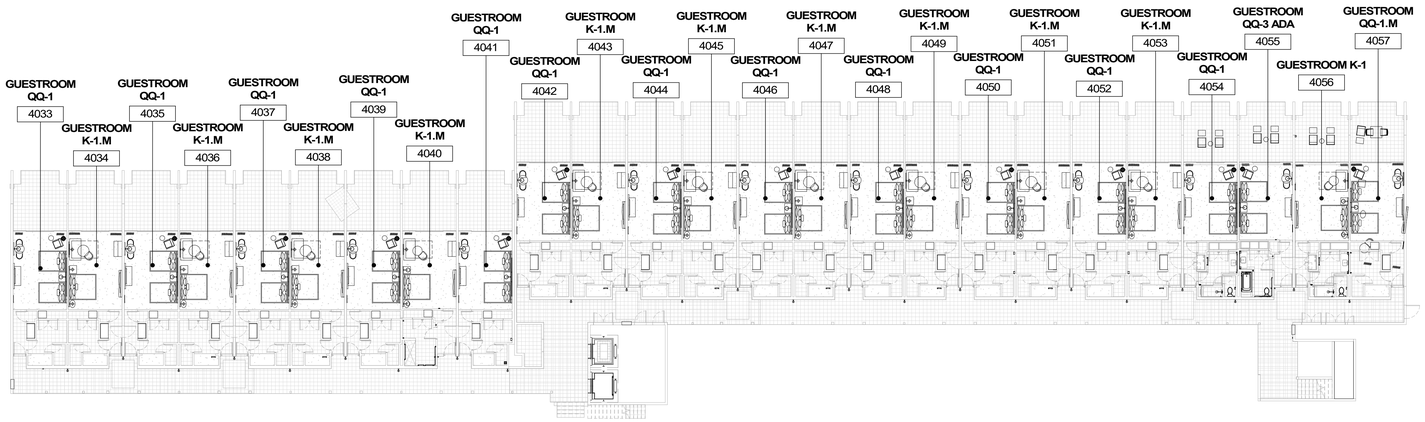

1 LAS VISTAS BASEMENT LEVEL FF&E PLAN

1/16" = 1'-0"

0 0 0 0 0 FT

SCALE 1"= 0'-0" U.N.O.

9/7/2021 2:42:07 PM
The original size of this drawing is 30"x42"

Copyright © 2011 WATG. All rights reserved.

100% CD SET REVISION - LAS VISTAS GUESTROOMS & CORRIDORS | SEPTEMBER 7, 2021 |

Wimberly INTERIORS

a design studio of WATG

strategy planning architecture landscape interiors

new york | NY | 212 274 2626 watg.com

ROYAL BLUE HOSPITALITY, LLC

PO BOX 9832
SAN JUAN, PR 00908
PUERTO RICO

client | consultant

stamp | approval

key plan

no. date issue

issues | revisions

EL CONQUISTADOR RESORT

1000 EL CONQUISTADOR AVENUE
FAJARDO, PR 00738-3711
PUERTO RICO

project logo

BUILDING #2 LAS VISTAS (LV) - BASEMENT & 1ST FLOOR OVERALL FF&E PLAN

sheet title

project no. 195056 date 09/07/21

checked by: Checker
drawn by: Author

B2

component

I-500

sheet no.

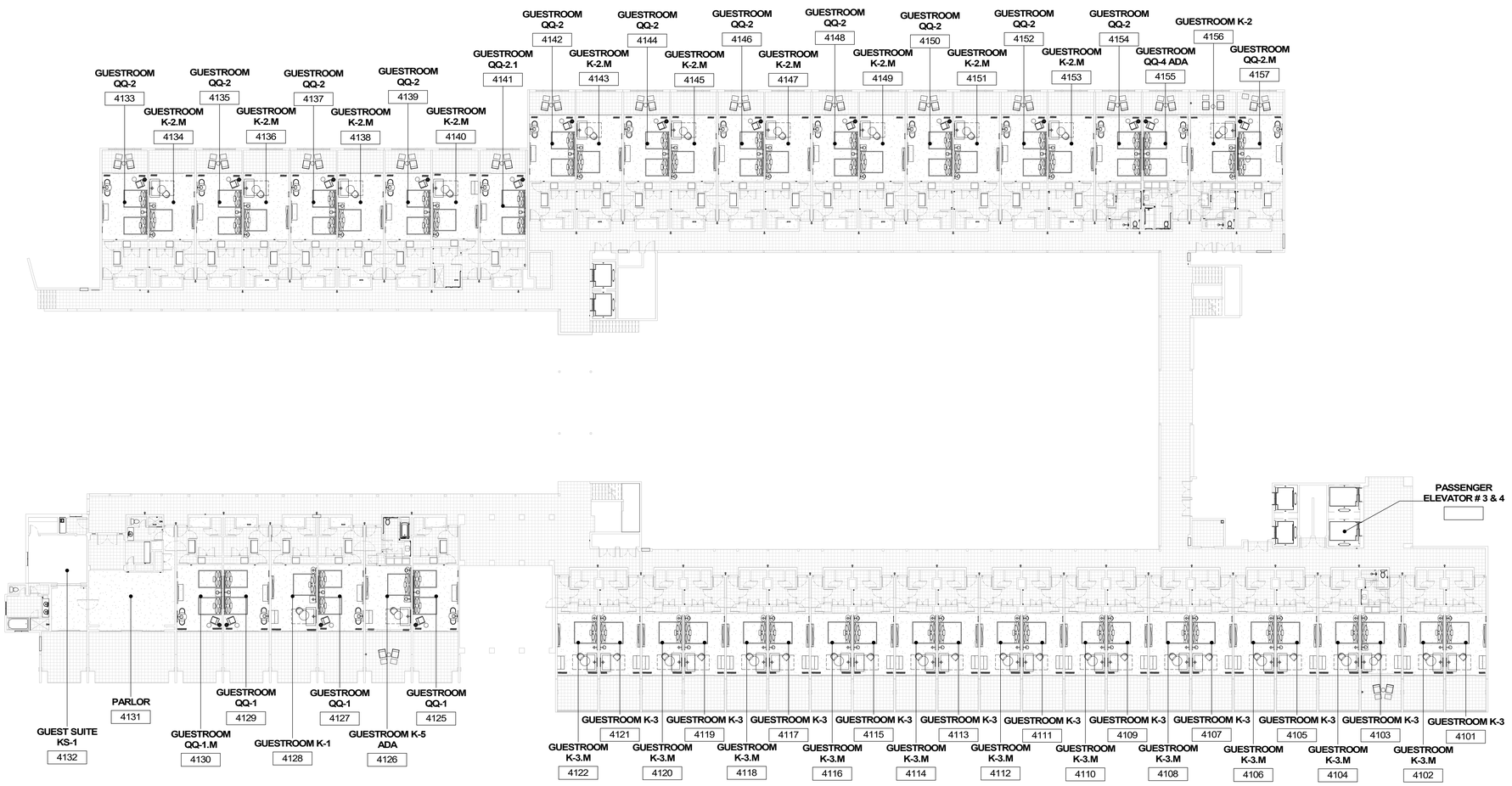

1 LAS VISTAS 1ST FLOOR FF&E PLAN

1/16" = 1'-0"

0 0 0 0 0 FT

SCALE 1"= 0'-0" U.N.O.

9/7/2021 2:42:13 PM
The original size of this drawing is 30"x42"

Copyright © 2011 WATG. All rights reserved.

100% CD SET REVISION - LAS VISTAS GUESTROOMS & CORRIDORS | SEPTEMBER 7, 2021 |

Wimberly INTERIORS
a design studio of WATG
strategy planning architecture landscape interiors
new york | NY | 212 274 2626 watg.com

ROYAL BLUE HOSPITALITY, LLC

PO BOX 9832
SAN JUAN, PR 00908
PUERTO RICO

client | consultant

stamp | approval

key plan

no. date issue
issues | revisions

EL CONQUISTADOR RESORT

1000 EL CONQUISTADOR AVENUE
FAJARDO, PR 00738-3711
PUERTO RICO

project logo

BUILDING #2 LAS VISTAS (LV) - 2ND FLOOR OVERALL FF&E PLAN

sheet title

project no. 195056 date 09/07/21

checked by: Checker
drawn by: Author

B2
component

I-501
sheet no.

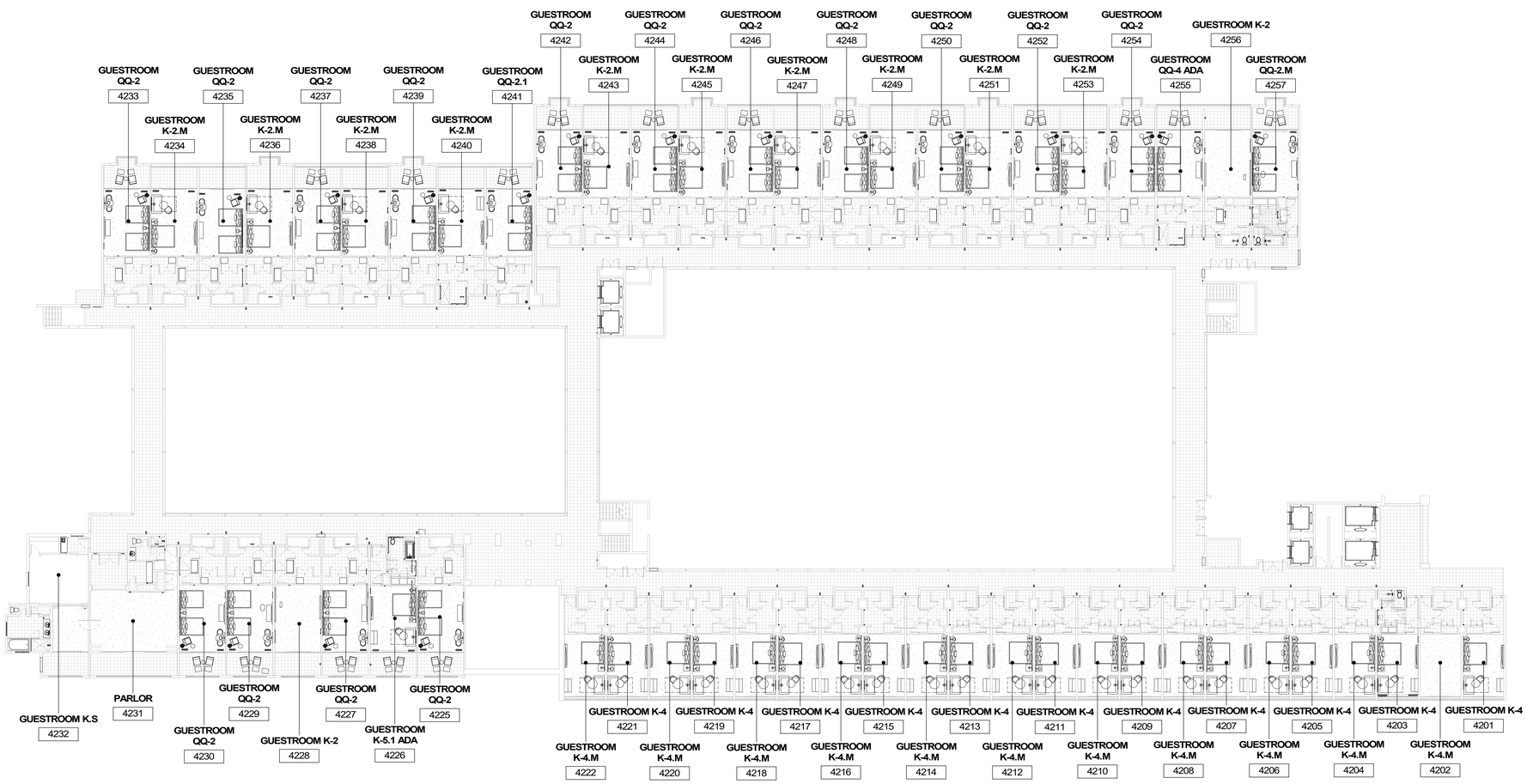

1 LAS VISTAS 2ND FLOOR FF&E PLAN

1/16" = 1'-0"

0 0 0 0 0 FT

SCALE 1"= 0'-0" U.N.O.

100% CD SET REVISION - LAS VISTAS GUESTROOMS & CORRIDORS | SEPTEMBER 7, 2021 |

Wimberly INTERIORS

a design studio of WATG

strategy planning architecture landscape interiors

new york | NY | 212 274 2626 watg.com

ROYAL BLUE HOSPITALITY, LLC

PO BOX 9832
SAN JUAN, PR 00908
PUERTO RICO

client | consultant

stamp | approval

key plan

no. date issue

issues | revisions

EL CONQUISTADOR RESORT

1000 EL CONQUISTADOR AVENUE
FAJARDO, PR 00738-3711
PUERTO RICO

project logo

BUILDING #2 LAS VISTAS (LV) - 2ND FLOOR OVERALL FF&E PLAN

sheet title

project no. 195056 date 09/07/21

checked by: Checker
drawn by: Author

B2

component

I-502

sheet no.

9/7/2021 2:42:17 PM
The original size of this drawing is 30"x42"

Copyright © 2011 WATG. All rights reserved.

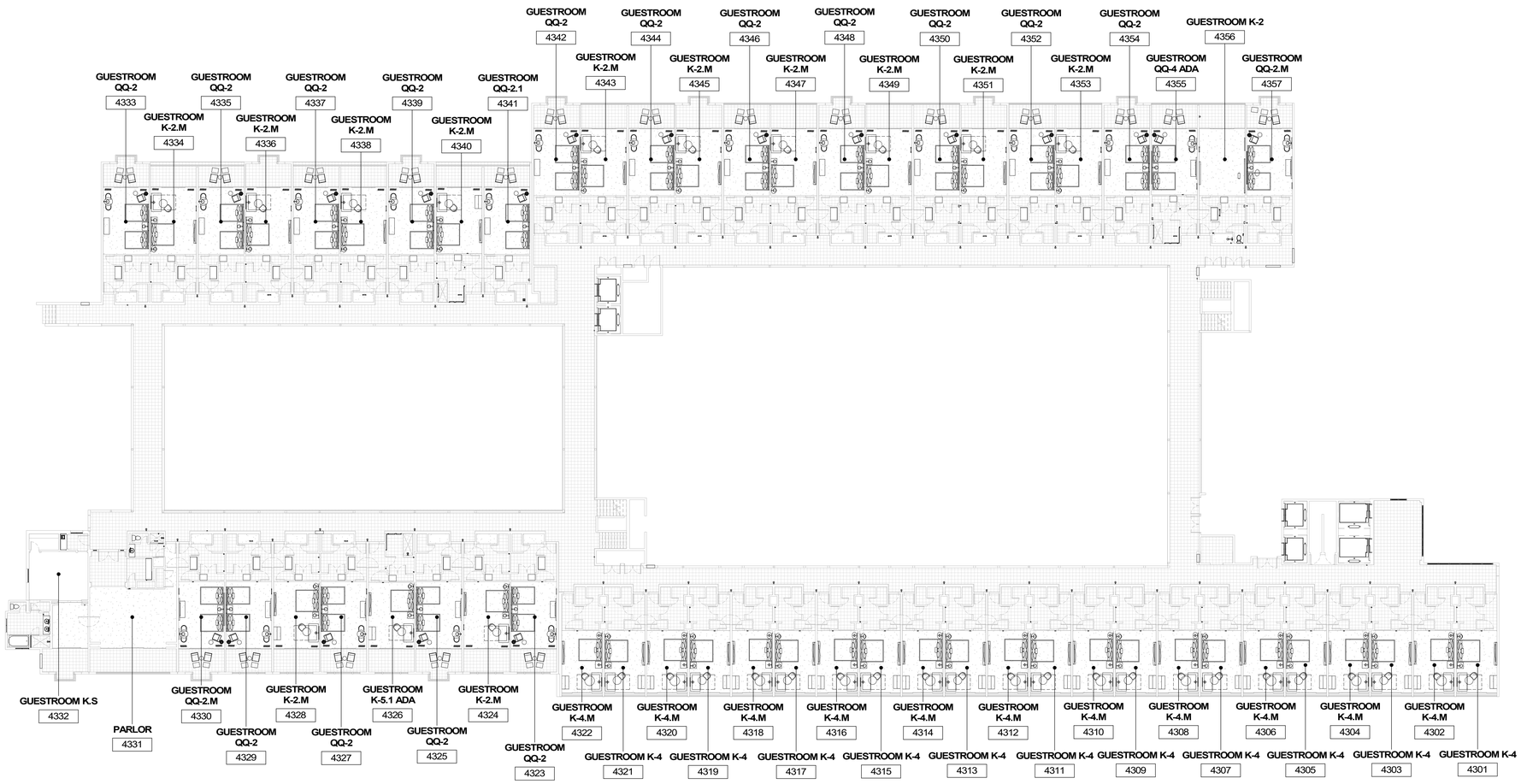

1 LAS VISTAS 3RD FLOOR FF&E PLAN

1/16" = 1'-0"

0 0 0 0 0FT

SCALE 1"= 0'-0" U.N.O.

9/7/2021 3:42:21 PM
The original size of this drawing is 30"x42" Copyright © 2011 WATG. All rights reserved.

100% CD SET REVISION - LAS VISTAS GUESTROOMS & CORRIDORS | SEPTEMBER 7, 2021 |

Wimberly INTERIORS
a design studio of WATG
strategy planning architecture landscape interiors
new york | NY | 212 274 2626 watg.com

ROYAL BLUE HOSPITALITY, LLC

PO BOX 9832
SAN JUAN, PR 00908
PUERTO RICO

client | consultant

stamp | approval

key plan

no.	date	issue

issues | revisions

EL CONQUISTADOR RESORT

1000 EL CONQUISTADOR AVENUE
FAJARDO, PR 00738-3711
PUERTO RICO

project logo

BUILDING #2 LAS VISTAS (LV) - 3RD FLOOR OVERALL FF&E PLAN

sheet title

project no. 195056 date 09/07/21

checked by: Checker
drawn by: Author

B2

component

I-503

sheet no.

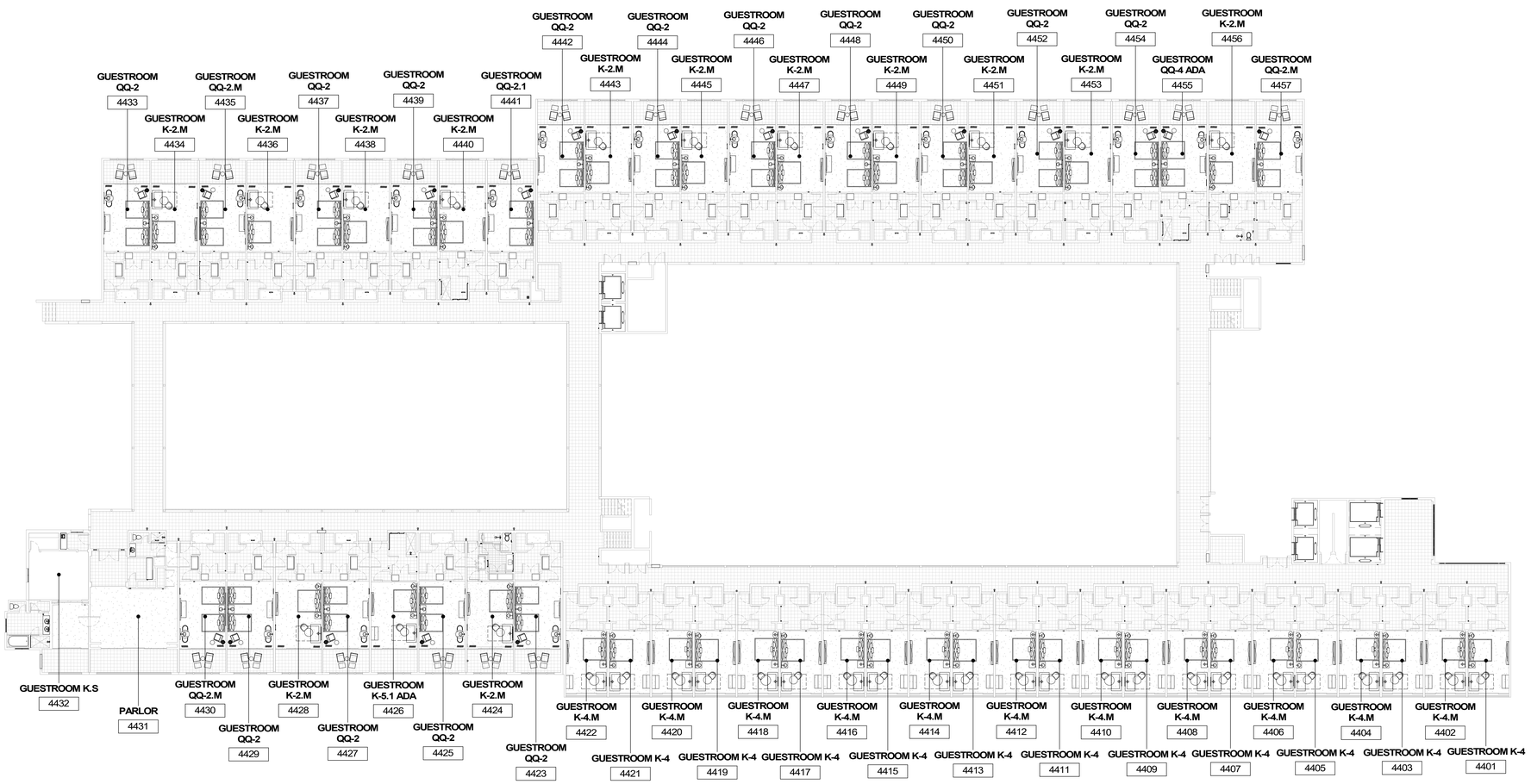

1 LAS VISTAS 4TH FLOOR FF&E PLAN

1/16" = 1'-0"

0 0 0 0 0 FT

SCALE 1"= 0'-0" U.N.O.

9/7/2021 2:42:25 PM
The original size of this drawing is 30"x42"
Copyright © 2011 WATG. All rights reserved.

100% CD SET REVISION - LAS VISTAS GUESTROOMS & CORRIDORS | SEPTEMBER 7, 2021 |

Wimberly INTERIORS

a design studio of WATG

strategy planning architecture landscape interiors

new york | NY | 212 274 2626 watg.com

ROYAL BLUE HOSPITALITY, LLC

PO BOX 9832
SAN JUAN, PR 00908
PUERTO RICO

client | consultant

stamp | approval

key plan

no. date issue

issues | revisions

EL CONQUISTADOR RESORT

1000 EL CONQUISTADOR AVENUE
FAJARDO, PR 00738-3711
PUERTO RICO

project logo

BUILDING #2 LAS VISTAS (LV) - 4TH FLOOR OVERALL FF&E PLAN

sheet title

project no. 195056 date 09/07/21

checked by: Checker
drawn by: Author

B2

component

I-504

sheet no.

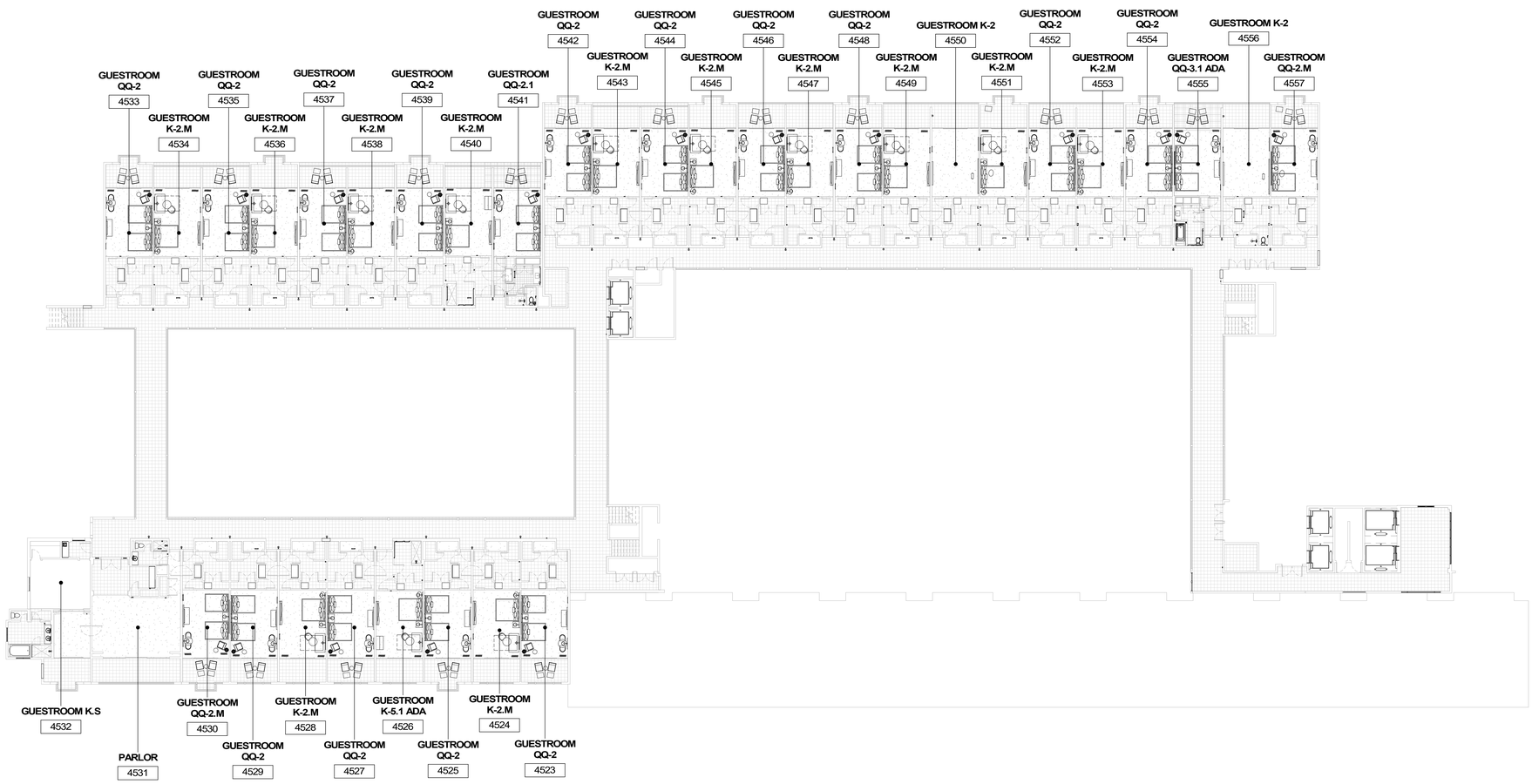

1 LAS VISTAS 5TH FLOOR FF&E PLAN

1/16" = 1'-0"

0 0 0 0 0 FT

SCALE 1"= 0'-0" U.N.O.

9/7/2021 2:42:29 PM
The original size of this drawing is 30"x42" Copyright © 2011 WATG. All rights reserved.

100% CD SET REVISION - LAS VISTAS GUESTROOMS & CORRIDORS | SEPTEMBER 7, 2021 |

Wimberly INTERIORS
a design studio of WATG
strategy planning architecture landscape interiors
new york | NY | 212 274 2626 watg.com

client | consultant

ROYAL BLUE HOSPITALITY, LLC

PO BOX 9832
SAN JUAN, PR 00908
PUERTO RICO

stamp | approval

key plan

no.	date	issue

issues | revisions

EL CONQUISTADOR RESORT

1000 EL CONQUISTADOR AVENUE
FAJARDO, PR 00738-3711
PUERTO RICO

project logo

BUILDING #2 LAS VISTAS (LV) - 5TH FLOOR OVERALL FF&E PLAN

sheet title

project no. 195056 date 09/07/21

checked by: Checker
drawn by: Author

B2

component

I-505

sheet no.

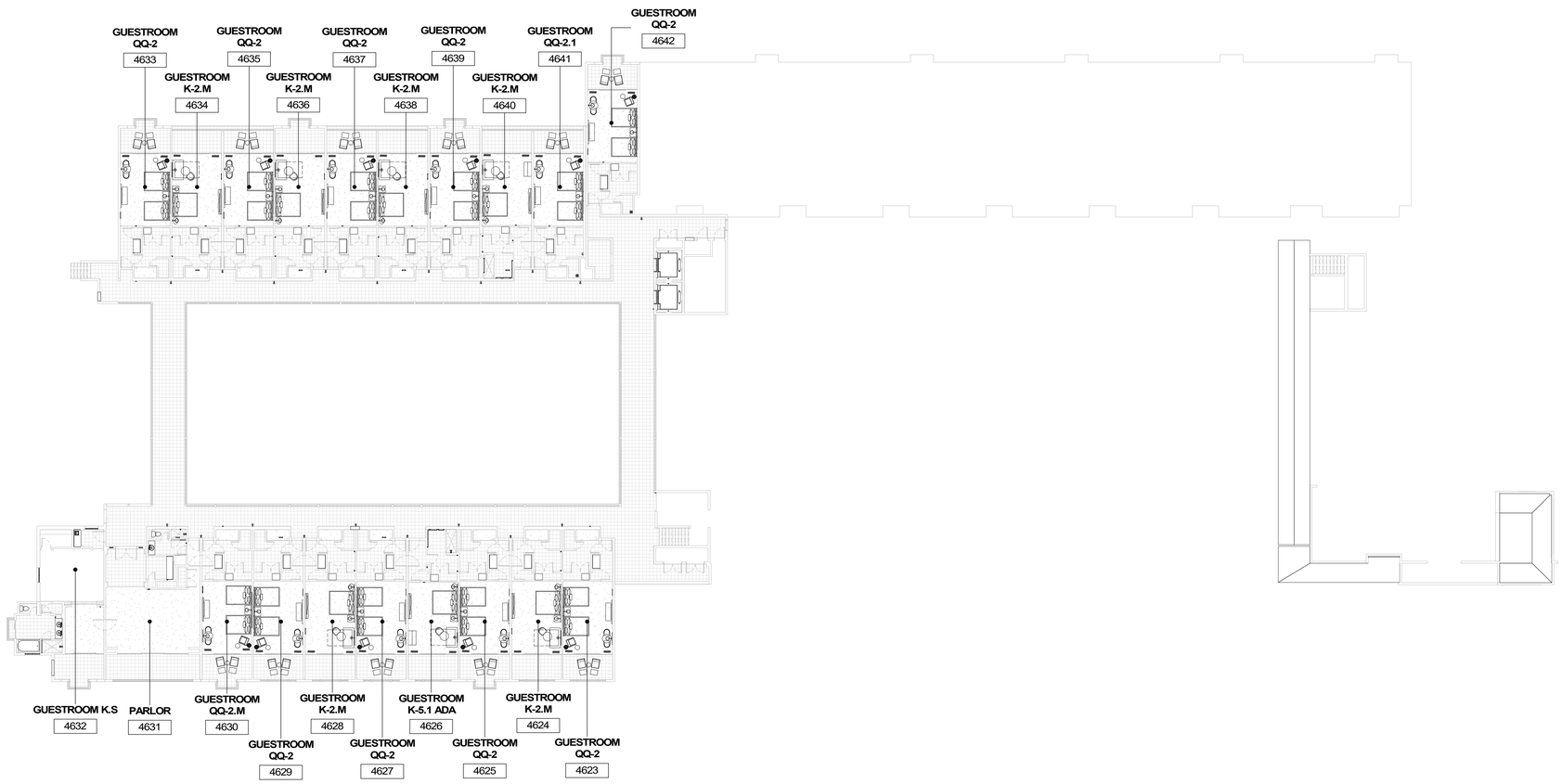

1 LAS VISTAS 6TH FLOOR FF&E PLAN

1/16" = 1'-0"

0 0 0 0 0 FT

SCALE 1"= 0'-0" U.N.O.

100% CD SET REVISION - LAS VISTAS GUESTROOMS & CORRIDORS | SEPTEMBER 7, 2021 |

9/7/2021 2:42:31 PM
The original size of this drawing is 30"x42"

Copyright © 2011 WATG. All rights reserved.

Wimberly INTERIORS

a design studio of WATG

strategy planning architecture landscape interiors

new york | NY | 212 274 2626 watg.com

ROYAL BLUE HOSPITALITY, LLC

PO BOX 9832
SAN JUAN, PR 00908
PUERTO RICO

client | consultant

stamp | approval

key plan

no.	date	issue

issues | revisions

EL CONQUISTADOR RESORT

1000 EL CONQUISTADOR AVENUE
FAJARDO, PR 00738-3711
PUERTO RICO

project logo

BUILDING #2 LAS VISTAS (LV) - 6TH FLOOR OVERALL FF&E PLAN

sheet title

project no. 195056 date 09/07/21

checked by: Checker
drawn by: Author

B2

component

I-506

sheet no.





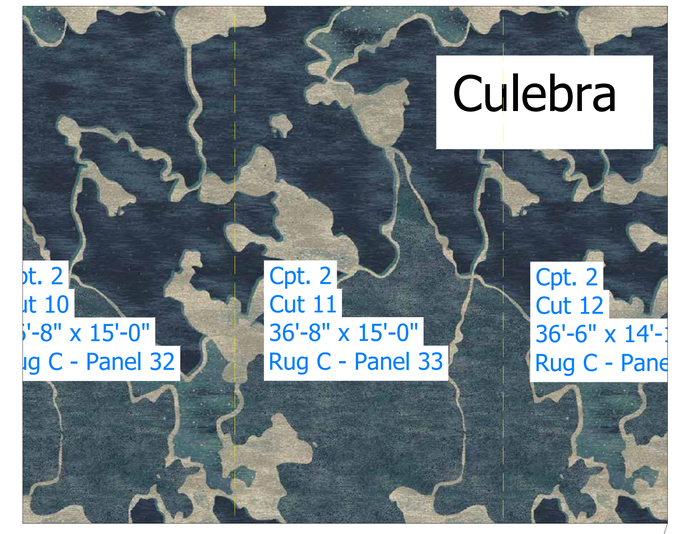

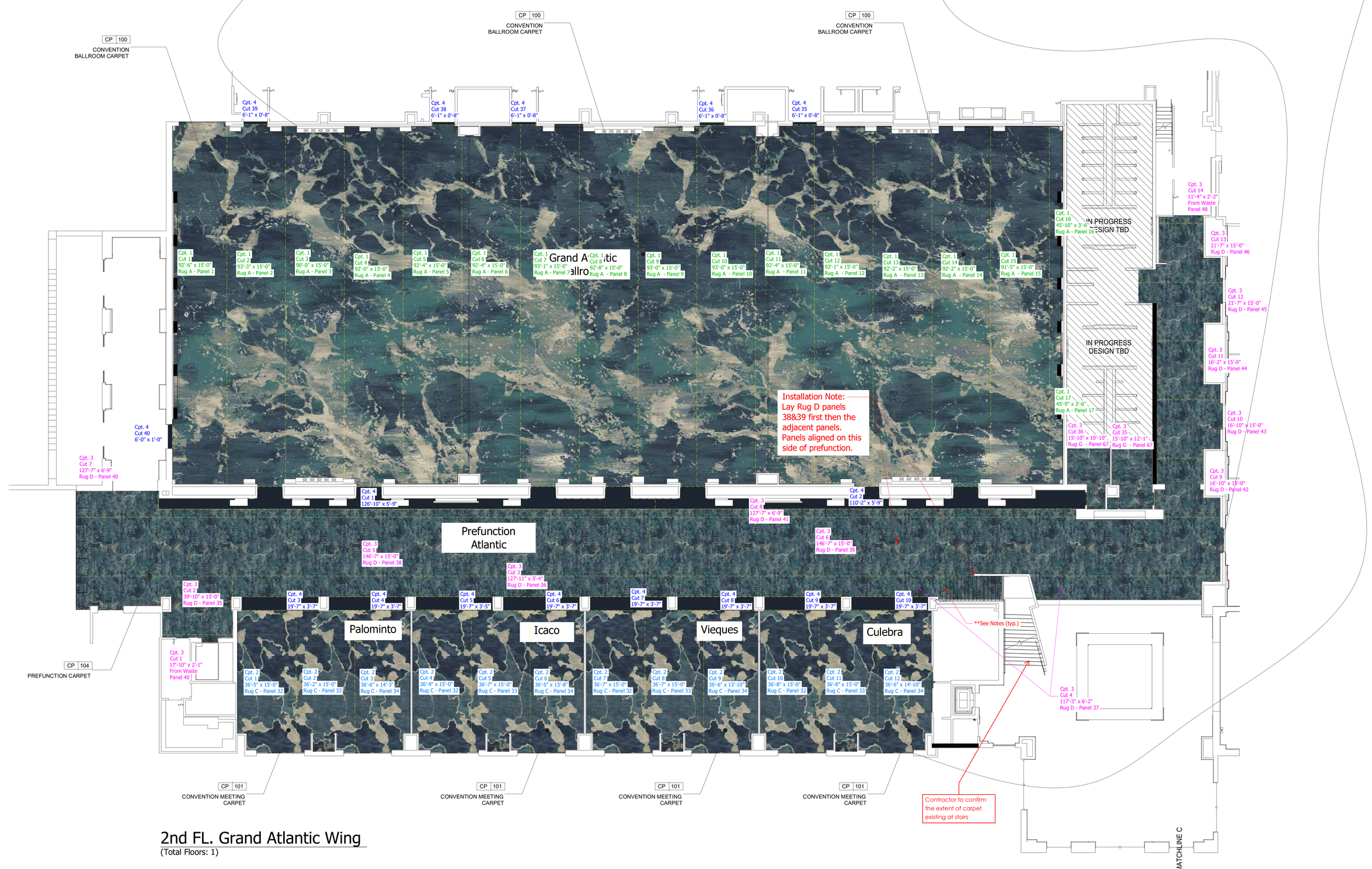

2nd FL. Grand Atlantic Wing
(Total Floors: 1)

Wimberly INTERIORS

☒ Approved as noted
☐ Not Approved
☐ No Exceptions Taken
☐ Make Corrections Noted
☐ Review and Resubmit
☐ Not Reviewed: Submittal Not Required by Contract Docs
☒ Reviewed for Interiors Issues Only
☐ Product Substitution, Submit in Accordance with Specs
☐ Value Engineering, Submit in Accordance with Specs
☐ Reviewed for Project Close Out Requirements Only

Designers review is for general conformance with the design concept and contract documents. Approval of a particular element does not constitute approval of entire assembly of which the element is a part, markings or comments shall not be construed as relieving the contractor or manufacturer from compliance with the project plans and specifications, nor departures therefrom. The contractor and/or manufacturer remains responsible for details and accuracy for confirming and correlating all quantities and dimensions for selecting fabrication processes for techniques of assembly, and for performing his work in a safe manner. The contractor and/or manufacturer is responsible for the means and methods of construction or fabrication, all quantities and dimensions, insuring that any work produced does not infringe copyright, patent, trademark, or other intellectual property right of any third party, selecting fabrication processes and techniques of construction.

By: Susan Price
Date: 01/25/2022

Installation Note:
Shaw Industries, Inc. recommends the installer "dry lay" all material prior to making final cuts and permanently installing any material. This especially pertains to "Carpet-to-Fit" custom rug or panel designs unique to specific areas.

Cpt. 4
Field(s)
YF26343_464236_C8286
Repeat: 18"W x 18"L
15'-0" Goods

DoorFill

Cpt. 3
Panel(s)
YF77121_462181_C6524
Size: As Shown
15'-0" Goods

CP104 - PREFUNCTION

Cpt. 2
Panel(s)
YR77131_462186_C6525
Size: As Shown
15'-0" Goods

CP101 - MEETING ROOMS



Cpt. 1
Panel(s)
YR76874_461493_C5953
Size: As Shown
15'-0" Goods

CP100 - BALLROOMS

Images are for reference only and do not represent true pattern proportions nor colors

Shaw Carpet Scope:
Only hatched area and rendered area on plan considered Shaw carpet.

CUSTOMER APPROVAL*
(Must be signed off prior to placing an order)

Signed:

Job Title:

Date:

"This diagram is based on drawings provided to Shaw Hospitality" for the purpose of flooring layout, yardage estimation, and seaming location. Please have your installer site verify all measurements and yardage calculations contained herein and return this diagram, signed and dated, to your Shaw Hospitality" representative.

The drawing and design contained herein are the sole property of Shaw Hospitality" and may not be used, or reproduced, without express written permission. Unauthorized use could result in a claim for damages. This drawing depicts interior design intent only and should not be used for construction purposes. Every attempt has been made to ensure this drawing is error free; however, Shaw Hospitality" makes no guarantee. Anyone using this drawing in connection with this project is responsible for verifying all dimensions, yardage quantities, conditions, codes, and ordinances, and must immediately report any discrepancies to Shaw Hospitality".

This job was based on information submitted by the customer and/or an agent thereof. Shaw Hospitality" is not responsible for final yardage requirements. These plans must be field verified by a carpet installer for accuracy and final yardage requirements. Dimensions, sizes, amounts, known seams, and/or any other information provided on these plans, may require on site adjustments due to job site conditions, minimal shrinking, and/or stretching in manufacturing processes. Sizes and amounts provided on these plans are net. Additional amounts and/or pattern repeats are included in the quantities provided in the corresponding Shaw Hospitality" estimating quote.

© COPYRIGHT 2003 - 2021 SHAW INDUSTRIES GROUP, INC.
A BERKSHIRE HATHAWAY COMPANY

Sheet Notes:
* - A slight shade variation may occur due to pile direction change
** - Possible pattern mismatch may occur at these seams
*** - Carpet cut requires reconstruction on site by installer
- - - - - - or ▬▬▬ - SEAM LINES REPRESENT KNOWN SEAMS ONLY, AND ADDITIONAL SEAMS MAY BE REQUIRED DUE TO ROLL LENGTHS AND/OR JOB SITE CONDITIONS.
NOTE: Pile lay direction can vary per carpet construction.

Prelim:	11.1.2021	Revised SOW for Phase 1 (DM)
2D:	10.05.2021	Concept 5_Scale opt. 1&2 (DM)
R1	11.05.21	2D options (JK)
R2	11.18.2021	Updated concepts for meeting room (DM)
R3	11.16.2021	Updated with finished pattern for Ballroom/Meeting/Prefunction (DM)
Fut Est:	11.19.2021	Initial FE
R1	12.1.2021	Added carpet to closets (DM)
R2	1.13.2022	Added cpt.4 transition (DM)
Rev	Date	Description (Completed By)

Debbie Mulkey Estimator:	770-276-7426 Phone:	Jonathan Goodelman Acct. Manager:	732-485-0775 Phone:
07-23-2021 Initial Date:	As Shown Scale:	Sheet: 1	of Sheet: 2

Project Number: 747475

ShawContract® hospitality
410 Old Mill Road, Cartersville, GA 30120
(800) 342 7429 | www.shawcontract.com

El Conquistador Meeting and Convention

Installation Diagram/2D Rendering - Full Estimate

0' 4' 8' 16' 32'
3/32" = 1'-0"

File Name: Y:\Custom Design Studio\Dra and Jonathan Goodelman 19\01\747475 El Conquistador Meeting and Convention\Estimating\747475_El Conquistador Meeting and Convention.dwg

Wimberly INTERIORS

☒ Approved as noted
☐ Not Approved
☐ No Exceptions Taken
☐ Make Corrections Noted
☐ Review and Resubmit
☐ Not Reviewed: Submittal Not Required by Contract Docs
☒ Reviewed for Interiors Issues Only
☐ Product Substitution, Submit in Accordance with Specs
☐ Value Engineering, Submit in Accordance with Specs
☐ Reviewed for Project Close Out Requirements Only

Designers review is for general conformance with the design concept and contract documents. Approval of a particular element does not constitute approval of entire assembly of which the element is a part, markings or comments shall not be construed as relieving the contractor or manufacturer from compliance with the project plans and specifications, nor departures therefrom. The contractor and/or manufacturer remains responsible for details and accuracy for confirming and correlating all quantities and dimensions for selecting fabrication processes for techniques of assembly, and for performing his work in a safe manner. The contractor and/or manufacturer is responsible for the means and methods of construction or fabrication, all quantities and dimensions, insuring that any work produced does not infringe copyright, patent, trademark, or other intellectual property right of any third party, selecting fabrication processes and techniques of construction.

By: Susan Powice

Date: 01/25/2022

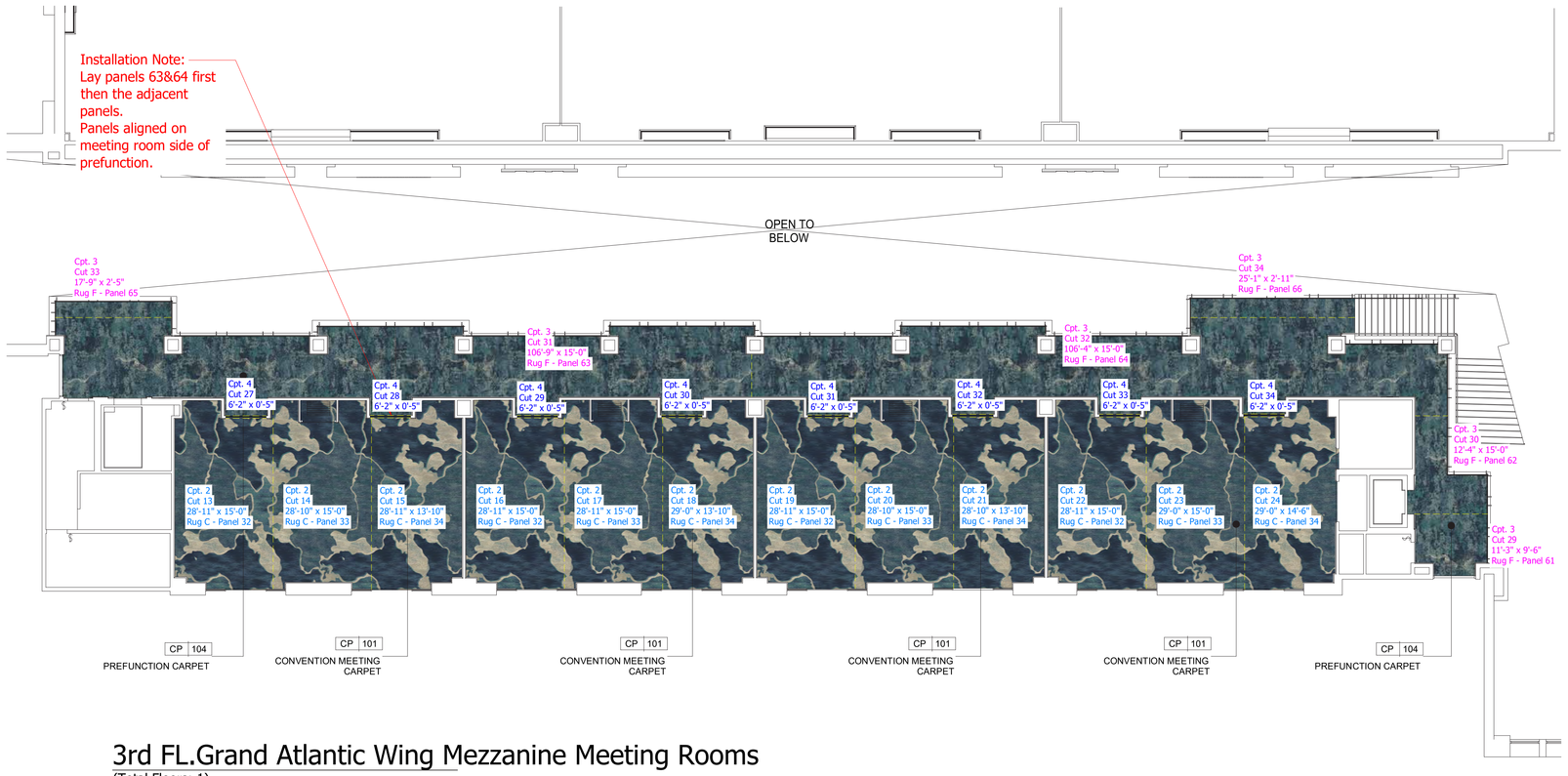

3rd FL.Grand Atlantic Wing Mezzanine Meeting Rooms

(Total Floors: 1)

Confirm these are air walls.

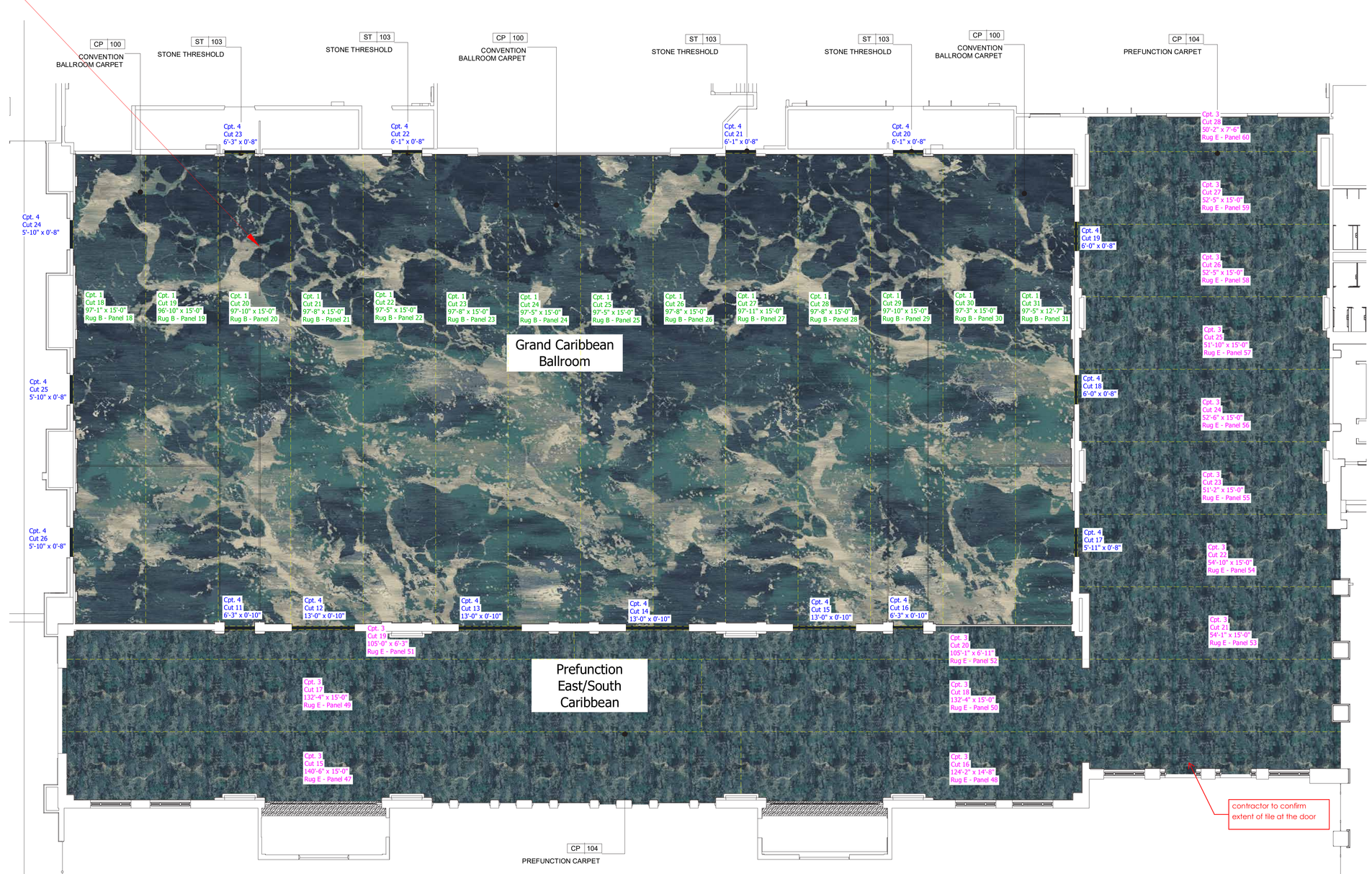

2nd FL. Grand Caribbean Wing

(Total Floors: 1)

Installation Note:
Shaw Industries, Inc. recommends the installer "dry lay" all material prior to making final cuts and permanently installing any material. This especially pertains to "Carpet-to-Fit" custom rug or panel designs unique to specific areas.

Cpt. 4
Field(s)
YF26343_464236_C8286
Repeat: 18"W x 18"L
15'-0" Goods

DoorFill

Cpt. 3
Panel(s)
YF77121_462181_C6524
Size: As Shown
15'-0" Goods

CP104 - PREFUNCTION

Cpt. 2
Panel(s)
YR77131_462186_C6525
Size: As Shown
15'-0" Goods

CP101 - MEETING ROOMS

Cpt. 1
Panel(s)
YR76874_461493_C5953
Size: As Shown
15'-0" Goods

CP100 - BALLROOMS

Images are for reference only and do not represent true pattern proportions nor colors

Installation Diagram/2D Rendering - Full Estimate

0' 4' 8' 16' 32'
3/32" = 1'-0"

Shaw Carpet Scope:
Only hatched area and rendered area on plan considered Shaw carpet.

CUSTOMER APPROVAL*

(Must be signed off prior to placing an order)

Signed:

Job Title:

Date:

"This diagram is based on drawings provided to Shaw Hospitality® for the purpose of flooring layout, yardage estimation, and seaming location. Please have your installer site verify all measurements and yardage calculations contained herein and return this diagram, signed and dated, to your Shaw Hospitality® representative.

The drawing and design contained herein are the sole property of Shaw Hospitality® and may not be used, or reproduced, without express written permission. Unauthorized use could result in a claim for damages. This drawing depicts interior design intent only and should not be used for construction purposes. Every attempt has been made to ensure this drawing is error free; however, Shaw Hospitality® makes no guarantee. Anyone using this drawing in connection with this project is responsible for verifying all dimensions, yardage quantities, conditions, codes, and ordinances, and must immediately report any discrepancies to Shaw Hospitality®.

This job was based on information submitted by the customer and/or an agent thereof. Shaw Hospitality® is not responsible for final yardage requirements. These plans must be field verified by a carpet installer for accuracy and final yardage requirements. Dimensions, sizes, amounts, known seams, and/or any other information provided on these plans, may require on site adjustments due to job site conditions, minimal shrinking, and/or stretching in manufacturing processes. Sizes and amounts provided on these plans are net. Additional amounts and/or pattern repeats are included in the quantities provided in the corresponding Shaw Hospitality® estimating quote.

© COPYRIGHT 2003 - 2021 SHAW INDUSTRIES GROUP, INC.
A BERKSHIRE HATHAWAY COMPANY

Sheet Notes:
* - A slight shade variation may occur due to pile direction change
** - Possible pattern mismatch may occur at these seams
*** - Carpet cut requires reconstruction on site by installer
SEAM LINES REPRESENT KNOWN SEAMS ONLY, AND ADDITIONAL SEAMS MAY BE REQUIRED DUE TO ROLL LENGTHS AND/OR JOB SITE CONDITIONS.
NOTE: Pile lay direction can vary per carpet construction.

Rev	Date	Description (Completed By)
Prelim.	11.1.2021	Revised SOW for Phase 1 (DM)
2D:	10.05.2021	Concept 5_Scale opt. 1&2 (DM)
R1	11.05.21	2D options (JK)
R2	11.18.2021	Updated concepts for meeting room (DM)
R3	11.16.2021	Updated with finished pattern for Ballroom/Meeting/Prefunction (DM)
Fut Est:	11.19.2021	Initial FE
R1	12.1.2021	Added carpet to closets (DM)
R2	1.13.2022	Added cpt.4 transition (DM)

Debbie Mulkey Estimator:	770-276-7426 Phone:	Jonathan Goodelman Acct. Manager:	732-485-0775 Phone:
07-23-2021 Initial Date:	As Shown Scale:	Sheet: 2	of Sheet: 2

Project Number: 747475

ShawContract® hospitality

410 Old Mill Road, Cartersville, GA 30120
(800) 342 7429 | www.shawcontract.com

El Conquistador Meeting and Convention

File Name: Y:\Custom Design Studio\Ja and Jonathan Goodelman 19\07-747475 El Conquistador Meeting and Convention\Estimating\747475_El Conquistador Meeting and Convention.dwg

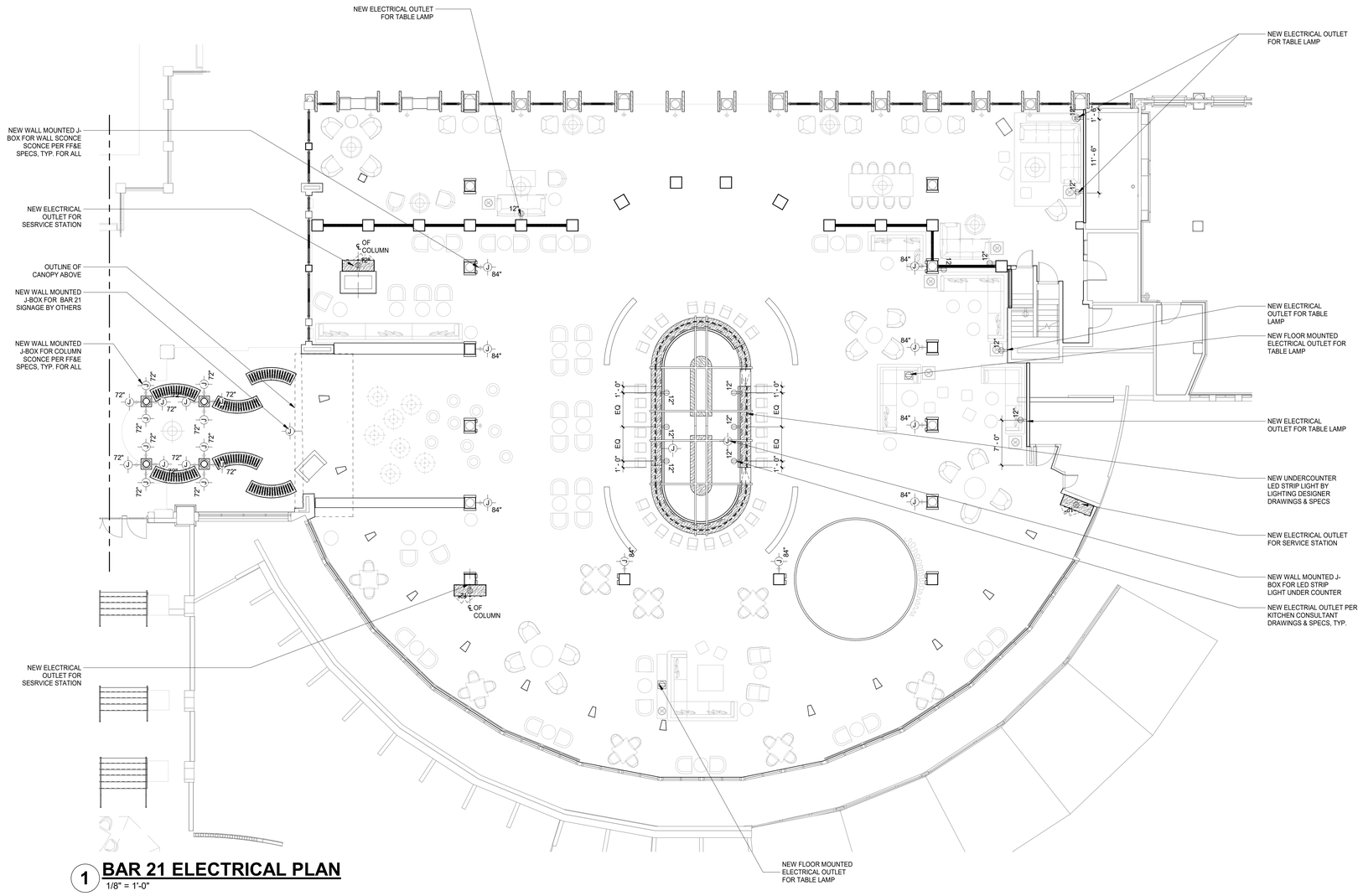

1 **BAR 21 ELECTRICAL PLAN**
1/8" = 1'-0"

4/1/2022 9:27:40 PM
The original size of this drawing is 30"x42"
Copyright © 2011 WATG. All rights reserved.

Wimberly INTERIORS
a design studio of WATG

strategy planning architecture landscape interiors

new york | NY | 212 274 2626 watg.com

ROYAL BLUE HOSPITALITY, LLC

PO BOX 9832
SAN JUAN, PR 00908
PUERTO RICO

client | consultant

stamp | approval

90% CD SET - MAIN BUILDING PHASE 2 | BAR 21 | APRIL 1., 2022 |

key plan

no.	date	issue

issues | revisions

EL CONQUISTADOR RESORT

1000 EL CONQUISTADOR AVENUE
FAJARDO, PR 00738-3711
PUERTO RICO

project logo

BUILDING #1 MAIN BUILDING (MB) - BAR 21 ELECTRICAL PLAN

sheet title

project no. 195056 date 01/19/22

checked by: Checker
drawn by: Author

B1
component

I-370
sheet no.

APPENDIX B

FAA AIRPORT HAZARDS

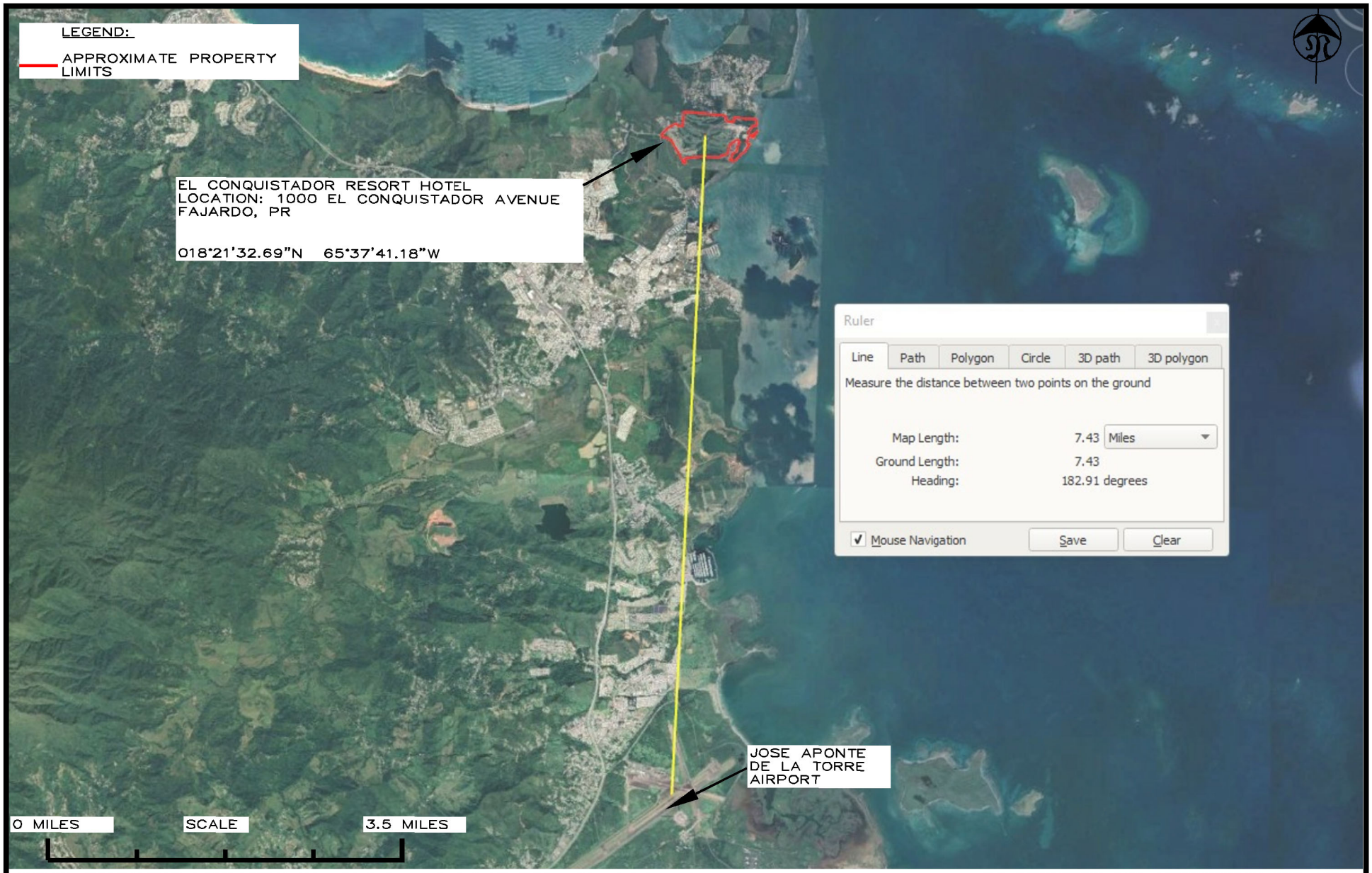

SOURCE: GOOGLE EARTH AERIAL PHOTO, https://adip.faa.gov/agis/public/#/airportSearch/advanced
APPENDIX GENERATED BY: CARIBE ENVIRONMENTAL SERVICES, INC.

ALL LOCATIONS ARE APPROXIMATE AND ARE ACCOMMODATED TO FIT THIS FIGURE

Caribe Environmental Services

ENVIRONMENTAL REVIEW FOR ACTIVITY/PROJECT THAT IS CATEGORICALLY EXCLUDED SUBJECT TO SECTION 58.5
PURSUANT TO 24-CFR PART 58.35(a)
EL CONQUISTADOR RESORT HOTEL
1000 EL CONQUISTADOR AVENUE
FAJARDO, PUERTO RICO

APPENDIX B
CLOSEST AIRPORT
*24 CFR PART 51 SUBPART D
*EXECUTIVE ORDER 11988 PARTICULARLY SECTION (2a)

PROJECT NO. 22-0012

An official website of the United States government Here's how you know

The latest general information on the Coronavirus (COVID-19) is available on . For FAA-specific COVID-19 resources, please visit .

United States Department of Transportation

Federal Aviation Administration

Chart Supplements
Search Results

Showing results for:

Procedure effective date: 0901Z Mar 24 - 0901Z May 19, 2022
State/territory: Puerto Rico

Change search criteria

Showing results 1 - 14 of 14

Ident (ICAO)	City	State	Airport	NavAid	Chart	Vol / Back Pages	Airport/NavAid Listing
ABO (TJAB)	ARECIBO	PR	ANTONIO/NERY/JUARBE POL		PUERTO RICO-VIRGIN ISLANDS	SE (PDF)	se_432_24MAR2022 (PDF)
BQN (TJBQ)	AGUADILLA	PR	RAFAEL HERNANDEZ		PUERTO RICO-VIRGIN ISLANDS	SE (PDF)	se_431_24MAR2022 (PDF)
CPX (TJCP)	ISLA DE CULEBRA	PR	BENJAMIN RIVERA NORIEGA		PUERTO RICO-VIRGIN ISLANDS	SE (PDF)	se_433_24MAR2022 (PDF)
MAZ (TJMZ)	MAYAGUEZ	PR	EUGENIO MARIA DE HOSTOS		PUERTO RICO-VIRGIN ISLANDS	SE (PDF)	se_434_24MAR2022 (PDF)
PSE (TJPS)	PONCE	PR	MERCEDITA		PUERTO RICO-VIRGIN ISLANDS	SE (PDF)	se_435_24MAR2022 (PDF)
RVR (TJRV)	CEIBA	PR	JOSE APONTE DE LA TORRE		PUERTO RICO-VIRGIN ISLANDS	SE (PDF)	se_432_24MAR2022 (PDF)
SIG (TJIG)	SAN JUAN	PR	FERNANDO LUIS RIBAS DOMINICCI		PUERTO RICO-VIRGIN ISLANDS	SE (PDF)	se_436_24MAR2022 (PDF)
SJU (TJSJ)	SAN JUAN	PR	LUIS MUNOZ MARIN INTL		PUERTO RICO-VIRGIN ISLANDS	SE (PDF)	se_437_24MAR2022 (PDF)

Ident (ICAO)	City	State	Airport	NavAid	Chart	Vol / Back Pages	Airport/NavAid Listing
VQS (TJVQ)	ISLA DE VIEQUES	PR	ANTONIO RIVERA RODRIGUEZ		PUERTO RICO-VIRGIN ISLANDS	SE (PDF)	se_433_24MAR2022 (PDF)
X63	HUMACAO	PR	DR HERMENEGILDO ORTIZ QUINONES		PUERTO RICO-VIRGIN ISLANDS	SE (PDF)	se_433_24MAR2022 (PDF)
		PR		SAN JUAN	PUERTO RICO-VIRGIN ISLANDS	SE (PDF)	se_437_24MAR2022 (PDF)
		PR		PATTY	PUERTO RICO-VIRGIN ISLANDS	SE (PDF)	se_434_24MAR2022 (PDF)
		PR		DORADO	PUERTO RICO-VIRGIN ISLANDS	SE (PDF)	se_432_24MAR2022 (PDF)
		PR		BORINQUEN	PUERTO RICO-VIRGIN ISLANDS	SE (PDF)	se_432_24MAR2022 (PDF)

Showing results 1 - 14 of 14

Legends, Hot Spot Info and Supplemental (Back) Pages.

General Information / Legends and Hot Spot information are provided below as multiple-page PDF files. Supplemental (Back) pages including Notices, Routes/VFR Waypoints, Parachute Jumping Areas, Communications Information, etc. are provided as a multi-page PDF in the results table under the **Vol / Back Pages** column.

Chart Supplement Legend (PDF) | Alaska Legend (PDF) | Pacific Legend (PDF) | SE Hotspots (PDF) | All Hotspots (PDF)

Page last modified: April 16, 2020 2:10:22 PM EDT

APPENDIX C

US FISH AND WILDLIFE COASTAL BARRIER RESOURCES

GOVERNMENT OF PUERTO RICO
Department of Housing

El Conquistador

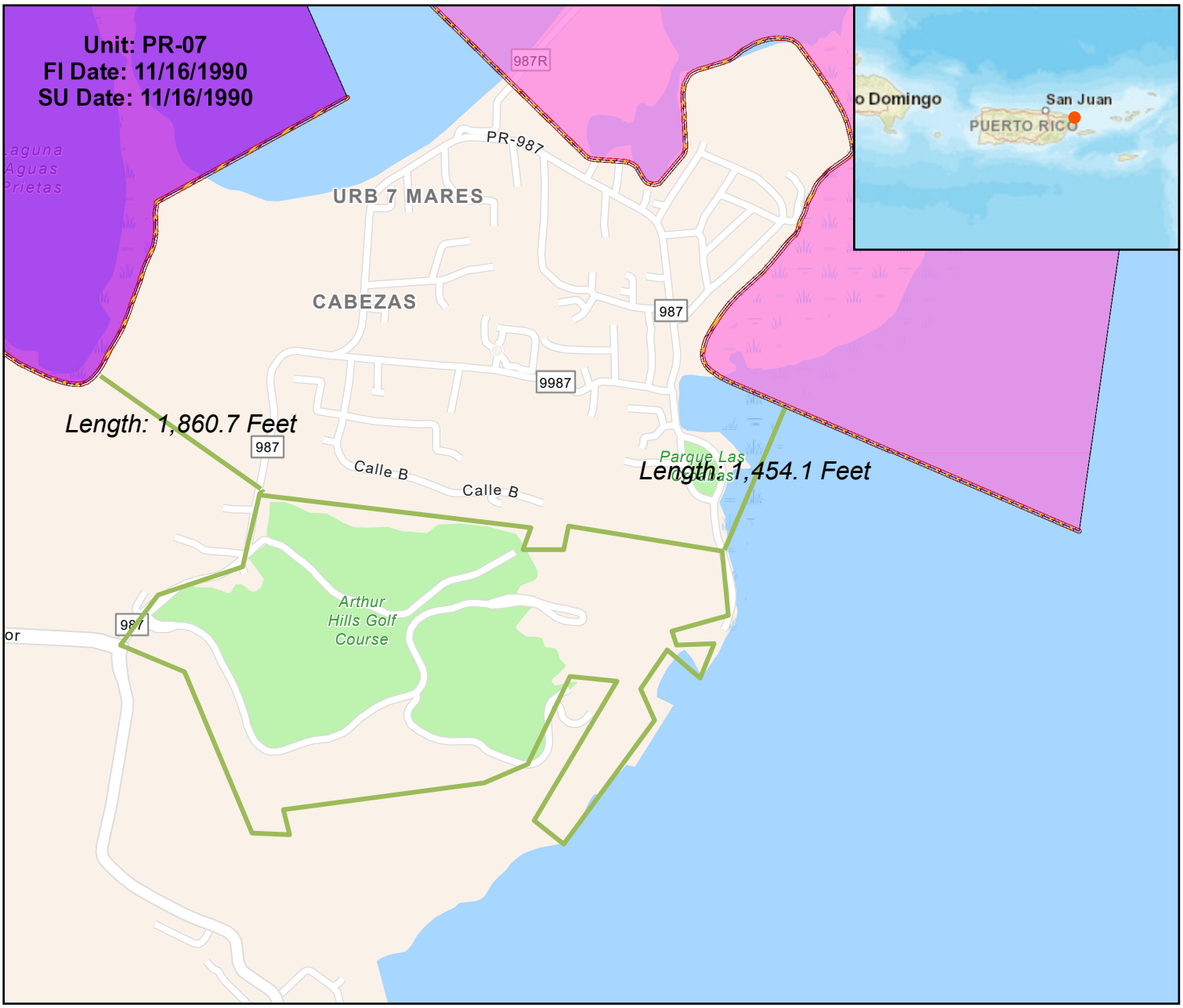

Legend

- CBRS Map Panels
- Otherwise Protected Area
- System Unit
- CBRS Prohibitions
- CBRS Buffer Zone

0 0.17 0.35 0.7 mi

N W E S

11/14/2022 9:05 AM

APPENDIX D

FEMA MAP

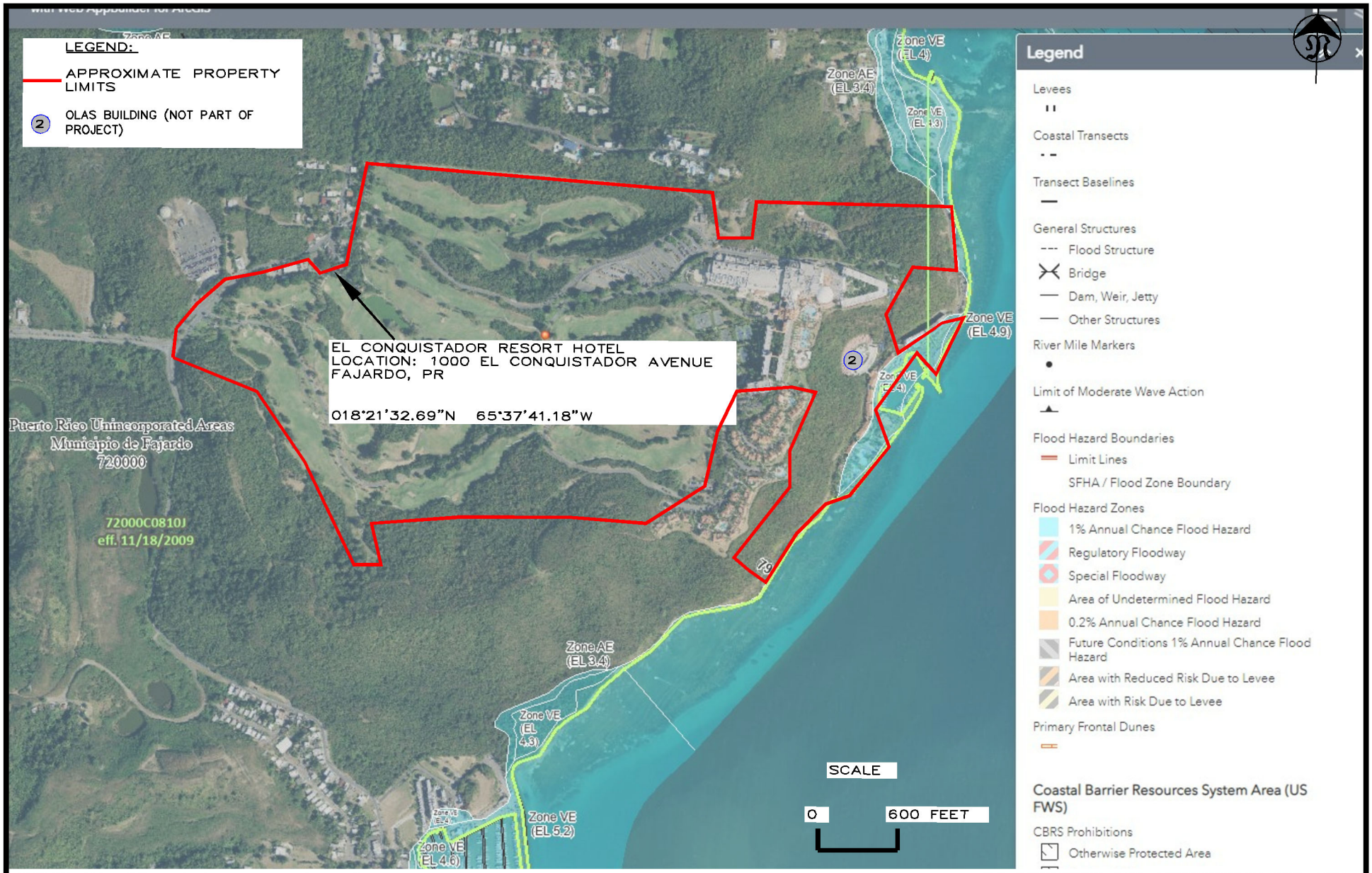

SOURCE: https://hazards-fema.maps.arcgis.com/
APPENDIX GENERATED BY: CARIBE ENVIRONMENTAL SERVICES, INC.

ALL LOCATIONS ARE APPROXIMATE AND ARE ACCOMMODATED TO FIT THIS FIGURE

Caribe Environmental Services

ENVIRONMENTAL REVIEW FOR ACTIVITY/PROJECT THAT IS CATEGORICALLY EXCLUDED SUBJECT TO SECTION 58.5
PURSUANT TO 24-CFR PART 58.35(a)
EL CONQUISTADOR RESORT HOTEL
1000 EL CONQUISTADOR AVENUE
FAJARDO, PUERTO RICO

APPENDIX D
FEMA FLOOD MAP
FLOOD DISASTER PROTECTION ACT OF 1973 &
NATIONAL FLOOD INSURANCE REFORM ACT OF 1994

PROJECT NO. 22-0012

APPENDIX E

FEMA NFIP FLOOD INSURANCE POLICY COVERAGE

APPENDIX E

ONE ALLIANCE INSURANCE CORPORATION

270 MUÑOZ RIVERA AVE., 1ST FLOOR, SAN JUAN, PR 00918

COMMON POLICY DECLARATIONS

GENERAL CHANGE ENDORSEMENT

POLICY NO: 75-28-000004308-1 END: 002

RENEWAL OF 75-28-000004308-0

ACCOUNT NUMBER:

NAMED INSURED AND MAILING ADDRESS

ROYALE BLUE HOSPITALITY, LLC.
PO BOX 9932
SAN JUAN, PR 00908-9932

AGENCY AND MAILING ADDRESS 2

SINGULAR INSURANCE AGENCY, INC
PO BOX 9021968
SAN JUAN, PR 00902-1968

POLICY PERIOD: FROM 05/27/2021 TO 05/27/2022 AT 12:01 AM STANDARD TIME AT YOUR MAILING ADDRESS SHOWN ABOVE.

Effective 08/31/2021 this policy amended as shown.

COMMON POLICY DECLARATIONS

For an additional/return premium, the items below are changed as indicated:

THIS ENDORSEMENT PROVIDES THE FOLLOWING:

ADD FLOOD COVERAGE - $5,000,000 WITH 5% DEDUCTIBLE

THE NAME INSURED IS AMENDED TO READ ROYALE BLUE HOSPITALITY , LLC.

ADDED:

ADDITIONAL INSURED, LOSS PAYEE & MORTGAGE HOLDER:

ACRECENT FINANCIAL CORPORATION
PO BOX 363372
SAN JUAN PR 00936-3372

ADDITIONAL PREMIUM DUE FOR COMMERCIAL PROPERTY	$29,480
PREMIUM DUE FOR COMMERCIAL GENERAL LIABILITY	
PREMIUM DUE FOR COMMERCIAL CRIME AND FIDELITY	
NO ADDITIONAL OR RETURN PREMIUM DUE FOR COMMERCIAL INLAND MARINE	NO CHANGE

ADDITIONAL TRANSACTION PREMIUM:	$29,480
TOTAL SURCHARGE / TAXES / FEES:	
POLICY PREMIUM:	$29,480

ONE ALLIANCE INSURANCE CORPORATION

270 MUÑOZ RIVERA AVE., 1ST FLOOR, SAN JUAN, PR 00918

COMMON POLICY DECLARATIONS

GENERAL CHANGE ENDORSEMENT

POLICY NO: 75-28-000004308-1 END: 002

RENEWAL OF 75-28-000004308-0

ACCOUNT NUMBER:

NAMED INSURED AND MAILING ADDRESS

ROYALE BLUE HOSPITALITY, LLC.
PO BOX 9932
SAN JUAN, PR 00908

AGENCY AND MAILING ADDRESS 2

SINGULAR INSURANCE AGENCY, INC
PO BOX 9021968
SAN JUAN, PR 00902

POLICY PERIOD: FROM 05/27/2021 TO 05/27/2022 AT 12:01 AM STANDARD TIME AT YOUR MAILING ADDRESS SHOWN ABOVE.

FORMS AND ENDORSEMENTS APPLICABLE TO ALL COVERAGE PARTS

See Forms Schedule

NOTE: IF NO ENTRY APPEARS ON THE ABOVE ENDORSEMENTS, INFORMATION REQUIRED TO COMPLETE THE FORM WILL BE SHOWN ON THE SUPPLEMENTAL FORM DECLARATION IMMEDIATELY FOLLOWING THE APPLICABLE ENDORSEMENT.

COUNTERSIGNED AT: SAN JUAN, PR BY: _____

AUTHORIZED REPRESENTATIVE

ONE ALLIANCE INSURANCE CORPORATION

270 MUÑOZ RIVERA AVE., 1ST FLOOR, SAN JUAN, PR 00918

COMMERCIAL PROPERTY

GENERAL CHANGE ENDORSEMENT

POLICY NO: 75-28-000004308-1 END: 002

RENEWAL OF 75-28-000004308-0

ACCOUNT NUMBER:

NAMED INSURED AND MAILING ADDRESS

ROYALE BLUE HOSPITALITY, LLC.
PO BOX 9932
SAN JUAN, PR 00908-9932

AGENCY AND MAILING ADDRESS 2

SINGULAR INSURANCE AGENCY, INC
PO BOX 9021968
SAN JUAN, PR 00902-1968

POLICY PERIOD: FROM 05/27/2021 TO 05/27/2022 AT 12:01 AM STANDARD TIME AT YOUR MAILING ADDRESS SHOWN ABOVE.

Effective 08/31/2021 this policy is amended as shown.

MISCELLANEOUS COVERAGE - POLICY

COVERAGE	DESCRIPTION	DEDUCTIBLE	AMOUNT OF INSURANCE
FLOOD COVERAGE ENDORSEMENT	FLOOD ZONE X	$250,000	$5,000,000

TERRORISM RISK INSURANCE ACT CHARGE IS REJECTED

ADDITIONAL COMMERCIAL PROPERTY PREMIUM	$29,480

ONE ALLIANCE INSURANCE CORPORATION

COMMERCIAL PROPERTY

GENERAL CHANGE ENDORSEMENT

POLICY NO: 75-28-000004308-1 END: 002 **INSURED:** ROYALE BLUE HOSPITALITY, LLC.	**EFFECTIVE DATE:** 05/27/2021 **AGENCY:** SINGULAR INSURANCE AGENCY, INC

FORMS AND ENDORSEMENTS
APPLYING TO COMMERCIAL PROPERTY AND MADE PART OF THIS POLICY AT TIME OF ISSUE:
See Forms Schedule
NOTE: IF NO ENTRY APPEARS ON THE ABOVE ENDORSEMENTS, INFORMATION REQUIRED TO COMPLETE THE FORM WILL BE SHOWN ON THE SUPPLEMENTAL FORM DECLARATION IMMEDIATELY FOLLOWING THE APPLICABLE ENDORSEMENT.

THESE DECLARATIONS, IF APPLICABLE, TOGETHER WITH THE COMMON POLICY CONDITIONS, COVERAGE FORM(S) AND ENDORSEMENTS, AND SUPPLEMENTAL FORM DECLARATION(S), IF ANY, ISSUED TO FORM A PART THEREOF, COMPLETE THE ABOVE NUMBERED POLICY

COUNTERSIGNED AT: SAN JUAN, PR BY: _____

AUTHORIZED REPRESENTATIVE

INSURED'S COPY

ONE ALLIANCE INSURANCE CORPORATION

270 MUÑOZ RIVERA AVE., 1ST FLOOR, SAN JUAN, PR 00918

EXTENDED NAME SCHEDULE

POLICY NO: 75-28-000004308-1 END: 002

RENEWAL OF 75-28-000004308-0

ACCOUNT NUMBER:

NAMED INSURED AND MAILING ADDRESS

ROYALE BLUE HOSPITALITY, LLC.
PO BOX 9932
SAN JUAN, PR 00908-9932

AGENCY AND MAILING ADDRESS 2

SINGULAR INSURANCE AGENCY, INC
PO BOX 9021968
SAN JUAN, PR 00902-1968

POLICY PERIOD: FROM 05/27/2021 TO 05/27/2022 AT 12:01 AM STANDARD TIME AT YOUR MAILING ADDRESS SHOWN ABOVE.

Effective 08/31/2021 this policy is amended as shown.

Royale Blue Hospitality LLC &/or any subsidiary, associated, affiliated, newly acquired or controlled corporation &/or individual &/or company as may now be constituted or hereafter formed and over which the Named Insured maintains ownership of, or a majority interest &/or as their respective interest may appear.

COUNTERSIGNED AT: SAN JUAN, PR BY: _____

AUTHORIZED REPRESENTATIVE

888
08-30-21

admin

INSURED'S COPY

ONE ALLIANCE INSURANCE CORPORATION

270 MUÑOZ RIVERA AVE., 1ST FLOOR, SAN JUAN, PR 00918

FORMS SCHEDULE

POLICY NO: 75-28-000004308-1 END: 002

RENEWAL OF 75-28-000004308-0

ACCOUNT NUMBER:

NAMED INSURED AND MAILING ADDRESS

ROYALE BLUE HOSPITALITY, LLC.
PO BOX 9932
SAN JUAN, PR 00908-9932

AGENCY AND MAILING ADDRESS 2

SINGULAR INSURANCE AGENCY, INC
PO BOX 9021968
SAN JUAN, PR 00902-1968

POLICY PERIOD: FROM 05/27/2021 TO 05/27/2022 AT 12:01 AM STANDARD TIME AT YOUR MAILING ADDRESS SHOWN ABOVE.

Effective 08/31/2021 this policy is amended as shown.

NOTE: IF NO ENTRY APPEARS ON THE FOLLOWING ENDORSEMENTS, INFORMATION REQUIRED TO COMPLETE THE FORM WILL BE SHOWN ON THE SUPPLEMENTAL FORM DECLARATION IMMEDIATELY FOLLOWING THE APPLICABLE ENDORSEMENT.

INTERLINE FORMS		APPLICABLE COVERAGE PARTS	
IL1201 11-85	Policy Changes	Commercial Inland Marine, Commercial Property	Modified

COMMERCIAL PROPERTY FORMS		
CP1065 10-12	Flood Coverage Endorsement	Added
CP1201 11-85	Commercial Property Coverage Part Policy Changes	Added
CP1218 10-12	Loss Payable Provisions	Added
CP 10 46 10 12	EQUIPMENT BREAKDOWN	Modified
CP 10 65 10 12	FLOOD COVERAGE ENDORSEMENT	Added
	MISCELLANEOUS COVERAGE	Modified

COUNTERSIGNED AT: SAN JUAN, PR BY: _____

AUTHORIZED REPRESENTATIVE

THIS ENDORSEMENT CHANGES THE POLICY. PLEASE READ IT CAREFULLY.

POLICY CHANGES

Policy Change Number 002

POLICY NUMBER	POLICY CHANGES EFFECTIVE	COMPANY
75-28-000004308-1 END: 002	08/31/2021	One Alliance Insurance Corporation

NAMED INSURED	AUTHORIZED REPRESENTATIVE
ROYALE BLUE HOSPITALITY, LLC.	

COVERAGE PARTS AFFECTED

Commercial Property

Commercial Inland Marine

CHANGES

THIS ENDORSEMENT PROVIDES THE FOLLOWING:

ADD FLOOD COVERAGE - $5,000,000 WITH 5% DEDUCTIBLE

THE NAME INSURED IS AMENDED TO READ ROYALE BLUE HOSPITALITY , LLC.

ADDED:

ADDITIONAL INSURED, LOSS PAYEE & MORTGAGE HOLDER:

ACRECENT FINANCIAL CORPORATION
PO BOX 363372
SAN JUAN PR 00936-3372

Authorized Representative Signature

Copyright, Insurance Services Office, Inc., 1983
Copyright, ISO Commercial Risk Services, Inc., 1983

THIS ENDORSEMENT CHANGES THE POLICY. PLEASE READ IT CAREFULLY.

FLOOD COVERAGE ENDORSEMENT

This endorsement modifies insurance provided under the following:

COMMERCIAL PROPERTY COVERAGE PART
STANDARD PROPERTY POLICY

A. When this endorsement is attached to the Standard Property Policy, the terms Coverage Part and Coverage Form in this endorsement are replaced by the term Policy.

B. This endorsement applies to the Covered Property and Coverages for which a Flood Limit Of Insurance is shown in the Flood Coverage Schedule or in the Declarations.

C. Additional Covered Cause Of Loss

The following is added to the Covered Causes of Loss:

Flood, meaning a general and temporary condition of partial or complete inundation of normally dry land areas due to:

1. The overflow of inland or tidal waters;

2. The unusual or rapid accumulation or runoff of surface waters from any source; or

3. Mudslides or mudflows which are caused by flooding as defined in **C.2.** above. For the purpose of this Covered Cause of Loss, a mudslide or mudflow involves a river of liquid and flowing mud on the surface of normally dry land areas as when earth is carried by a current of water and deposited along the path of the current.

All flooding in a continuous or protracted event will constitute a single flood.

D. Exclusions, Limitations And Related Provisions

1. The Exclusions and Limitation(s) sections of the Causes Of Loss form (and the Exclusions section of the Mortgageholders Errors And Omissions Coverage Form and the Standard Property Policy) apply to coverage provided under this endorsement except as provided in **D.2.** and **D.3.** below.

2. To the extent that a part of the Water Exclusion might conflict with coverage provided under this endorsement, that part of the Water Exclusion does not apply.

3. To the extent that a tsunami causes the overflow of tidal waters, the exclusion of earthquake, in the Earth Movement Exclusion, does not apply.

4. The **Ordinance Or Law** Exclusion in this Coverage Part continues to apply with respect to any loss under this Coverage Part including any loss under this endorsement, unless Ordinance Or Law Coverage is added by endorsement.

5. The following exclusions and limitations are added and apply to coverage under this endorsement:

a. We will not pay for any loss or damage caused by or resulting from any Flood that begins before or within 72 hours after the inception date of this endorsement. However, this limitation does not apply to a particular location if Flood coverage was in effect for that location for at least 72 hours immediately prior to the inception date of this endorsement, under a policy issued by us or by another insurer, and this policy replaces the previous policy without a lapse in coverage. If you request and we provide an increase in the stated Limit of Insurance for Flood during the term of this policy, with the exception of an increase at the time of renewal of the policy, the increase will not apply to loss or damage from any Flood that begins before or within 72 hours after your request was made.

If the Flood is due to the overflow of inland or tidal waters, then the Flood is considered to begin when the water first overflows its banks.

© Insurance Services Office, Inc., 2011

b. We will not pay for loss or damage caused by or resulting from destabilization of land arising from the accumulation of water in subsurface land areas.

c. Under this Coverage Part, as set forth under Property Not Covered in the Coverage Form to which this endorsement is attached, land is not covered property, nor is the cost of excavations, grading, backfilling or filling. Therefore, coverage under this endorsement does not include the cost of restoring or remediating land due to the collapse or sinking of land caused by or resulting from Flood. However, coverage under this endorsement includes damage to the covered portions of the building and to covered personal property, caused by collapse or sinking of land along the shore of a body of water as the result of erosion or undermining caused by waves or currents of water which exceed the cyclical levels and cause Flood.

d. We do not cover loss or damage by Flood to personal property in the open except to the extent that such coverage, if any, is specified in the Flood Coverage Schedule or in the Declarations.

e. Property Not Covered, in the Coverage Form to which this endorsement is attached, is amended and supplemented as follows with respect to Flood Coverage:

(1) Property Not Covered includes any building or other property that is not eligible for flood insurance pursuant to the provisions of the Coastal Barrier Resources Act, 16 U.S.C. 3501 *et seq.* and the Coastal Barrier Improvement Act of 1990, Pub. L. 101-591, 16 U.S.C. 3501_*et seq.*

(2) Property Not Covered includes boat houses and open structures, and any property in or on the foregoing, if the structure is located on or over a body of water.

(3) If bulkheads, pilings, piers, wharves, docks, or retaining walls that are not part of a building, have been removed from Property Not Covered and added as Covered Property by separate endorsement, this Flood Coverage Endorsement does not apply to such property.

(4) The following are removed from Property Not Covered and are therefore Covered Property:

(a) Foundations below the lowest basement floor or the subsurface of the ground; and

(b) Underground pipes, flues and drains.

f. We will not pay for loss or damage caused by discharge of water or waterborne material from a sewer, drain or sump unless such discharge results from Flood and occurs within 72 hours after the Flood recedes.

E. Additional Coverages And Coverage Extensions

1. With respect to Flood Coverage, the Debris Removal Additional Coverage (and any additional limit for Debris Removal under a Limit of Insurance clause or an endorsement) is not applicable and is replaced by the following:

Debris Removal

a. We will pay your expense to remove debris of Covered Property and other debris that is on the described premises, when such debris is caused by or results from Flood. However, we will not pay to remove deposits of mud or earth from the grounds of the described premises.

b. We will also pay the expense to remove debris of Covered Property that has floated or been hurled off the described premises by Flood.

c. This coverage for Debris Removal, as set forth in **E.1.a.** and **E.1.b.** above, does not increase the applicable Limit of Insurance for Flood. Therefore, the most we will pay for the total of debris removal and loss or damage to Covered Property is the Limit of Insurance for Flood that applies to the Covered Property at the affected described premises covered under this endorsement.

2. With respect to Flood Coverage, the Coverage Extension for Newly Acquired or Constructed Property is amended by adding the following:

a. With respect to Flood Coverage, this Coverage Extension does not apply to any building or structure that is not fully enclosed by walls and roof.

© Insurance Services Office, Inc., 2011

b. With respect to a building or structure covered under this Coverage Extension, the amounts of coverage stated in the Coverage Extension do not apply to Flood Coverage. Instead, the most we will pay for all loss or damage to property covered under this Coverage Extension is 10% of the total of all Limits of Insurance for Flood Coverage as provided under this endorsement. Such coverage does not increase the Limit of Insurance for Flood.

3. With respect to any applicable Additional Coverages and Coverage Extensions in the Coverage Form to which this endorsement is attached, other than those addressed in **E.1.** and **E.2.** above, amounts payable under such other provisions, as set forth therein, do not increase the Limit of Insurance for Flood.

F. Coinsurance

1. The **Coinsurance** Condition, if any, in the applicable Coverage Form applies to the coverage provided under this endorsement, unless the No-Coinsurance Option, in the Flood Coverage Schedule or in the Declarations, is specified as being applicable.

2. Various Coverage Extensions, in the Coverage Form to which this endorsement is attached, require coinsurance. If the No-Coinsurance Option applies, then the coinsurance requirement for such Coverage Extensions is eliminated.

G. Limit Of Insurance

1. **General Information**

   Flood Coverage may be written at a Limit of Insurance that is equal to or less than the Limit of Insurance which applies to other Covered Causes of Loss (e.g., Fire) under this Commercial Property Coverage Part.

   The Limit Of Insurance for Flood is shown in the Flood Coverage Schedule or in the Declarations. If such Limit is not shown, then the Limit applicable to Fire also applies to Flood.

2. **Application Of Limit And Aggregate**

   The Limit of Insurance for Flood is the most we will pay in a single occurrence of Flood for loss or damage caused by the Flood. If there is more than one Flood in a 12-month period (starting with the beginning of the present annual policy period), the most we will pay for the total of all loss or damage sustained during that period of time and caused by Flood is the amount that is identified as the Annual Aggregate for Flood as shown in the Flood Coverage Schedule or the Declarations.

   If the Limit of Insurance and the Annual Aggregate amount are the same, or if there is no amount stated as an Annual Aggregate, then the Limit of Insurance is the most we will pay for the total of all loss or damage that is caused by Flood in a 12-month period (starting with the beginning of the present annual policy period), even if there is more than one occurrence of Flood during that period of time. Thus, if the first Flood does not exhaust the applicable Limit of Insurance, then the balance of that Limit is available for a subsequent Flood(s).

   If a single occurrence of Flood begins during one annual policy period and ends during the following annual policy period, any Limit of Insurance or Annual Aggregate applicable to the following annual policy period will **not** apply to that Flood.

3. **Ensuing Loss**

   In the event of covered ensuing loss, for example, loss caused by Fire, Explosion and/or Sprinkler Leakage which results from the Flood, the most we will pay, for the total of all loss or damage caused by flood, fire, explosion and sprinkler leakage, is the Limit of Insurance applicable to Fire. We will **not** pay the sum of the Fire and Flood Limits.

EXAMPLES – ENSUING LOSS

Two examples follow, using these facts: The Commercial Property Coverage Part, in these examples, includes the Causes Of Loss – Basic Form (which covers fire) and this Flood Coverage Endorsement. A building is damaged by Flood and by Fire which is caused by the Flood. The value of the damaged building is $1,000,000. The Limit of Insurance applicable to the building, for the Basic Causes of Loss, is $800,000. The Limit of Insurance for Flood is $400,000. The Flood Deductible amount is $5,000.

EXAMPLE 1

The damage due to Flood is $500,000. The damage due to Fire is $500,000.

Payment for Flood damage is $400,000 ($500,000 damage minus $5,000 Flood deductible = $495,000; Limit is $400,000).

Payment for Fire damage is $400,000 ($500,000 damage capped at the difference between the Basic Limit and the Flood Limit).

Total Loss Payment is $800,000.

© Insurance Services Office, Inc., 2011

EXAMPLE 2

The damage due to Flood is $800,000. The damage due to Fire is $100,000.

Payment for Flood damage is $400,000 ($800,000 damage minus $5,000 Flood deductible = $795,000; Limit is $400,000).

Payment for Fire damage is $100,000 (amount of damage).

Total Loss Payment is $500,000.

Note: These examples are given only to illustrate the situation of Flood and ensuing loss. Therefore, the loss payment stated for Flood damage does not address the situation where another policy also covers the Flood damage.

H. Deductible

1. The Deductible for coverage provided under this endorsement is the Deductible applicable to Flood as shown in the Flood Coverage Schedule or in the Declarations.
2. We will not pay that part of the loss that is attributable to any Deductible(s) in the National Flood Insurance Program policy.
3. If Flood results in another Covered Cause of Loss and if both Covered Causes of Loss cause loss or damage, then only the higher deductible applies (e.g., the Flood deductible or the Fire deductible).

I. Other Insurance

The **Other Insurance** Commercial Property Condition is replaced by the following with respect to the coverage provided under this endorsement:

1. If the loss is also covered under a National Flood Insurance Program (NFIP) policy, or if the property is eligible to be written under an NFIP policy but there is no such policy in effect, then we will pay only for the amount of loss in excess of the maximum limit that can be insured under that policy. This provision applies whether or not the maximum NFIP limit was obtained or maintained, and whether or not you can collect on the NFIP policy. We will not, under any circumstances, pay more than the applicable Limit Of Insurance for Flood as stated in the Flood Coverage Schedule or the Declarations of this Coverage Part.

   However, this Provision **I.1.** does not apply under the following circumstances:

   a. At the time of loss, the property is eligible to be written under an NFIP policy but such policy is not in effect due solely to ineligibility of the property at the time this Flood Coverage Endorsement was written; or

   b. An NFIP policy is not in effect because we have agreed to write this Flood Coverage Endorsement without underlying NFIP coverage. There is such an agreement only if the Flood Coverage Schedule or the Declarations indicate that the Underlying Insurance Waiver applies.

2. If there is other insurance covering the loss, other than that described in **I.1.** above, we will pay our share of the loss. Our share is the proportion that the applicable Limit of Insurance under this endorsement bears to the total of the applicable Limits of Insurance under all other such insurance. But we will not pay more than the applicable Limit Of Insurance stated in the Flood Coverage Schedule or the Declarations of this Coverage Part.

© Insurance Services Office, Inc., 2011

THIS ENDORSEMENT CHANGES THE POLICY. PLEASE READ IT CAREFULLY.

COMMERCIAL PROPERTY COVERAGE PART POLICY CHANGES

Policy Change
Number 002

THIS ENDORSEMENT FORMS A PART OF THE POLICY NUMBERED BELOW:

POLICY NUMBER	POLICY CHANGES EFFECTIVE	COMPANY
75-28-000004308-1 END: 002	08/31/2021	One Alliance Insurance Corporation
NAMED INSURED ROYALE BLUE HOSPITALITY, LLC.		**AUTHORIZED REPRESENTATIVE**

CHANGES

THIS ENDORSEMENT PROVIDES THE FOLLOWING: ADD FLOOD COVERAGE - $5,000,000 WITH 5% DEDUCTIBLE THE NAME INSURED IS AMENDED TO READ ROYALE BLUE HOSPITALITY , LLC. ADDED: ADDITIONAL INSURED, LOSS PAYEE & MORTGAGE HOLDER: ACRECENT FINANCIAL CORPORATION PO BOX 363372 SAN JUAN PR 00936-3372

PREMIUM ADJUSTMENT

PREMIUM DUE AT POLICY CHANGE EFFECTIVE DATE		PREVIOUS INSTALLMENT	NEW INSTALLMENT
ADDITIONAL	RETURN	PREMIUM	PREMIUM
$ 29,480	$	$	$

REMOVAL PERMIT

If Covered Property is removed to a new location that is described on this Policy Change, you may extend this insurance to include that Covered Property at each location during the removal. Coverage at each location will apply in the proportion that the value at each location bears to the value of all Covered Property being removed. This permit applies up to 10 days after the effective date of this Policy Change; after that, this insurance does not apply at the previous location.

Authorized Representative Signature

Copyright, ISO Commercial Risk Services, Inc., 1983

THIS ENDORSEMENT CHANGES THE POLICY. PLEASE READ IT CAREFULLY.

LOSS PAYABLE PROVISIONS

This endorsement modifies insurance provided under the following:

BUILDERS' RISK COVERAGE FORM
BUILDING AND PERSONAL PROPERTY COVERAGE FORM
CONDOMINIUM ASSOCIATION COVERAGE FORM
CONDOMINIUM COMMERCIAL UNIT-OWNERS COVERAGE FORM
STANDARD PROPERTY POLICY

SCHEDULE

Location Number: 1	**Building Number:** 1	**Applicable Clause (Enter C.1., C.2., C.3. or C.4.):** C.1.
Description Of Property: GRAND HOTEL - THREE STORY CONCRETE BUILDING OCCUPIED AS HOTEL **Loss Payee Name:** ACRECENT FINANCIAL CORPORATION **Loss Payee Address:** PO BOX 363372, San Juan, PR 00936		
Location Number:	**Building Number:**	**Applicable Clause (Enter C.1., C.2., C.3. or C.4.):**
Description Of Property: **Loss Payee Name:** **Loss Payee Address:**		
Location Number:	**Building Number:**	**Applicable Clause (Enter C.1., C.2., C.3. or C.4.):**
Description Of Property: **Loss Payee Name:** **Loss Payee Address:**		
Information required to complete this Schedule, if not shown above, will be shown in the Declarations.		

© Insurance Services Office, Inc., 2011

A. When this endorsement is attached to the Standard Property Policy **CP 00 99,** the term Coverage Part in this endorsement is replaced by the term Policy.

B. Nothing in this endorsement increases the applicable Limit of Insurance. We will not pay any Loss Payee more than their financial interest in the Covered Property, and we will not pay more than the applicable Limit of Insurance on the Covered Property.

C. The following is added to the **Loss Payment** Loss Condition, as indicated in the Declarations or in the Schedule:

1. Loss Payable Clause

For Covered Property in which both you and a Loss Payee shown in the Schedule or in the Declarations have an insurable interest, we will:

a. Adjust losses with you; and

b. Pay any claim for loss or damage jointly to you and the Loss Payee, as interests may appear

2. Lender's Loss Payable Clause

a. The Loss Payee shown in the Schedule or in the Declarations is a creditor, including a mortgageholder or trustee, whose interest in Covered Property is established by such written instruments as:

(1) Warehouse receipts;

(2) A contract for deed;

(3) Bills of lading;

(4) Financing statements; or

(5) Mortgages, deeds of trust, or security agreements.

b. For Covered Property in which both you and a Loss Payee have an insurable interest:

(1) We will pay for covered loss or damage to each Loss Payee in their order of precedence, as interests may appear.

(2) The Loss Payee has the right to receive loss payment even if the Loss Payee has started foreclosure or similar action on the Covered Property.

(3) If we deny your claim because of your acts or because you have failed to comply with the terms of the Coverage Part, the Loss Payee will still have the right to receive loss payment if the Loss Payee:

(a) Pays any premium due under this Coverage Part at our request if you have failed to do so;

(b) Submits a signed, sworn proof of loss within 60 days after receiving notice from us of your failure to do so; and

(c) Has notified us of any change in ownership, occupancy or substantial change in risk known to the Loss Payee.

All of the terms of this Coverage Part will then apply directly to the Loss Payee.

(4) If we pay the Loss Payee for any loss or damage and deny payment to you because of your acts or because you have failed to comply with the terms of this Coverage Part:

(a) The Loss Payee's rights will be transferred to us to the extent of the amount we pay; and

(b) The Loss Payee's rights to recover the full amount of the Loss Payee's claim will not be impaired.

At our option, we may pay to the Loss Payee the whole principal on the debt plus any accrued interest. In this event, you will pay your remaining debt to us.

c. If we cancel this policy, we will give written notice to the Loss Payee at least:

(1) 10 days before the effective date of cancellation if we cancel for your nonpayment of premium; or

(2) 30 days before the effective date of cancellation if we cancel for any other reason.

d. If we elect not to renew this policy, we will give written notice to the Loss Payee at least 10 days before the expiration date of this policy.

© Insurance Services Office, Inc., 2011

3. **Contract Of Sale Clause**

   a. The Loss Payee shown in the Schedule or in the Declarations is a person or organization you have entered into a contract with for the sale of Covered Property.

   b. For Covered Property in which both you and the Loss Payee have an insurable interest, we will:

      (1) Adjust losses with you; and

      (2) Pay any claim for loss or damage jointly to you and the Loss Payee, as interests may appear.

   c. The following is added to the **Other Insurance** Condition:

      For Covered Property that is the subject of a contract of sale, the word "you" includes the Loss Payee.

4. **Building Owner Loss Payable Clause**

   a. The Loss Payee shown in the Schedule or in the Declarations is the owner of the described building in which you are a tenant.

   b. We will adjust losses to the described building with the Loss Payee. Any loss payment made to the Loss Payee will satisfy your claims against us for the owner's property.

   c. We will adjust losses to tenants' improvements and betterments with you, unless the lease provides otherwise.

© Insurance Services Office, Inc., 2011

APPENDIX F

NATIONAL AMBIENT AIR QUALITY STANDARDS

APPENDIX F

Clean Air Act as Amended, particularly Section 176(c) & (d)

Puerto Rico Nonattainment/Maintenance Status for Each County by Year for All Criteria Pollutants

Data is current as of June 30, 2022

Listed by County, NAAQS, Area. The 8-hour Ozone (1997) standard was revoked on April 6, 2015 and the 1-hour Ozone (1979) standard was revoked on June 15, 2005.

* The 1997 Primary Annual PM-2.5 NAAQS (level of 15 μg/m^3) is revoked in attainment and maintenance areas for that NAAQS. For additional information see the PM-2.5 NAAQS SIP Requirements Final Rule, effective October 24, 2016. (81 FR 58009)

Change the State:
PUERTO RICO GO

Important Notes

Download National Dataset: dbf | xls | Data dictionary (PDF)

County	NAAQS	Area Name	Nonattainment in Year	Redesignation to Maintenance	Classification	Whole or/ Part County	Population (2010)	State/ County FIPS Codes
PUERTO RICO								
Arecibo Municipio	Lead (2008)	Arecibo, PR	11 12 13 14 15 16 17 18 19 20 21 22	/ /		Part	32,185	72/013
Bayamon Municipio	Sulfur Dioxide (2010)	San Juan, PR	18 19 20 21 22	/ /		Part	22,921	72/021
Catano Municipio	Sulfur Dioxide (2010)	San Juan, PR	18 19 20 21 22	/ /		Whole	28,140	72/033
Guaynabo Municipio	PM-10 (1987)	Mun. of Guaynabo, PR	92 93 94 95 96 97 98 99 00 01 02 03 04 05 06 07 08 09	02/11/2010	Moderate	Part	90,470	72/061
Guaynabo Municipio	Sulfur Dioxide (2010)	San Juan, PR	18 19 20 21 22	/ /		Part	23,802	72/061
Salinas Municipio	Sulfur Dioxide (2010)	Guayama-Salinas, PR	18 19 20 21 22	/ /		Part	23,401	72/123
San Juan Municipio	Sulfur Dioxide (2010)	San Juan, PR	18 19 20 21 22	/ /		Part	147,963	72/127
Toa Baja Municipio	Sulfur Dioxide (2010)	San Juan, PR	18 19 20 21 22	/ /		Part	52,441	72/137

Important Notes

Discover.

Connect.

Ask.

Follow.

2022-06-30

APPENDIX G

DNER COMPLIANCE WITH THE ZONA MARITIMO TERRESTRE

APPENDIX G
Coastal Zone Management Act

GOBIERNO DE PUERTO RICO

Departamento de Recursos Naturales y Ambientales

30 MAR 2021

Agrim. Gerardo R. Cerra Ortíz
PO Box 190755
San Juan, Puerto Rico 00919-0755

Estimado agrimensor Cerra:

Deslinde de Zona Marítimo-Terrestre, Royal Blue Hospitality LLC.
PR-987 Km 0.7 Int. Sector Las Croabas
Bo. Las Cabezas, Fajardo
O-AG-CER02-SJ-00697-04032020

El Departamento de Recursos Naturales y Ambientales, a través de la División de Agrimensura, realizó la evaluación correspondiente para el deslinde del límite interior tierra adentro (**LITA**) de la zona marítimo terrestre (**ZMT**) y de los bienes del dominio público marítimo terrestre (**BDPMT**) para una propiedad ubicada en el Sector Las Croabas del Bo. Las Cabezas en el término municipal de Fajardo como parte de una consulta para la reapertura de las facilidades turísticas del Hotel El Conquistador, Isla Palomino y la concesión por el uso y el aprovechamiento de Bienes del Dominio Público y terrenos sumergidos.

De la visita al lugar efectuada el día 10 de febrero de 2021 y de la evaluación de los documentos presentados se determinó el **LITA** de la **ZMT** y los **BDPMT** utilizando el criterio de flujo y reflujo del mar en la Isla Palomino y los indicadores antropogénicos, bióticos y geomorfológicos existentes en los predios del Hotel. Esto de acuerdo al artículo 1-1 de la *"LEY DE PUERTOS PARA LA ISLA DE PUERTO RICO"* promulgada para la Península en 7 de mayo de 1880 y hecha extensiva a Puerto Rico en 1886. Esto se hace también en conformidad a los criterios de evaluación establecidos en el artículo 3.2 del Reglamento 4860, que es el "REGLAMENTO PARA EL APROVECHAMIENTO, VIGILANCIA, CONSERVACIÓN Y ADMINISTRACIÓN DE LAS AGUAS TERRITORIALES, LOS TERRENOS SUMERGIDOS BAJO ÉSTAS Y LA ZONA MARÍTIMO TERRESTRE", con fecha de 29 de diciembre de 1992 según enmendado.

Los puntos 58 al 61, 1007, 1005, 1140, 204 al 208, 357, 353, 210, 320 al 326, 77, 78, 327, 333 al 336, 217 al 220, 1071, 1072, 1074, 1076, 1079, 1080, 1083, 1084 y 1121 definen el **LITA** de la **ZMT** y los **BDPMT** para la propiedad del hotel al momento de este deslinde. Esto es según ilustrado en el plano presentado que lleva por título "MARITIME TERRESTRIAL ZONE, LITORAL VIGILANCE AND SALVAGE EASEMENTS SURVEY PLAN EL CONQUISTADOR RESORT", a escala 1:1200 con fecha del 28 de febrero de 2020 sellado y firmado por usted, Lic. Núm. 5616 P.L.S.

30 MAR 2021

- Los puntos 452, 463, 46 al 53, 327, 323, 318, 308, 258, 269, 288, 652, 670, 722, 733, 610, 786, 795, 831, 834, 1055, 1054, 1071, 1075, 1087, 1090, 1105, 1108, 1033, 1027, 7 y 8 definen el **LITA** de la **ZMT** y los **BDPMT** para una porción de la propiedad de la isla Palomino al momento de este deslinde. Esto es según ilustrado en el plano presentado que lleva por título "MARITIME TERRESTRIAL ZONE, LITORAL VIGILANCE AND SALVAGE EASEMENTS SURVEY PLAN PALOMINO ISLAND (SOUTH SIDE)", a escala 1:800 con fecha del 27 de febrero de 2020 sellado y firmado por usted, Lic. Núm. 5616 P.L.S.

Luego de haber evaluado los documentos sometidos, la División de Agrimensura certifica que el **LITA** de los **BDPMT** y la **ZMT** según presentado es de nuestra conformidad.

Debemos aclarar, que la acción tomada en este caso no autoriza a realizar movimiento de tierra alguno, ni corte o poda de árboles. Esta conformidad es exclusiva para el **LITA** de la **ZMT** y los **BDPMT** según presentados.

Cordialmente,

Rafael A. Machargo Maldonado
Secretario

GRV/RMM/lmv

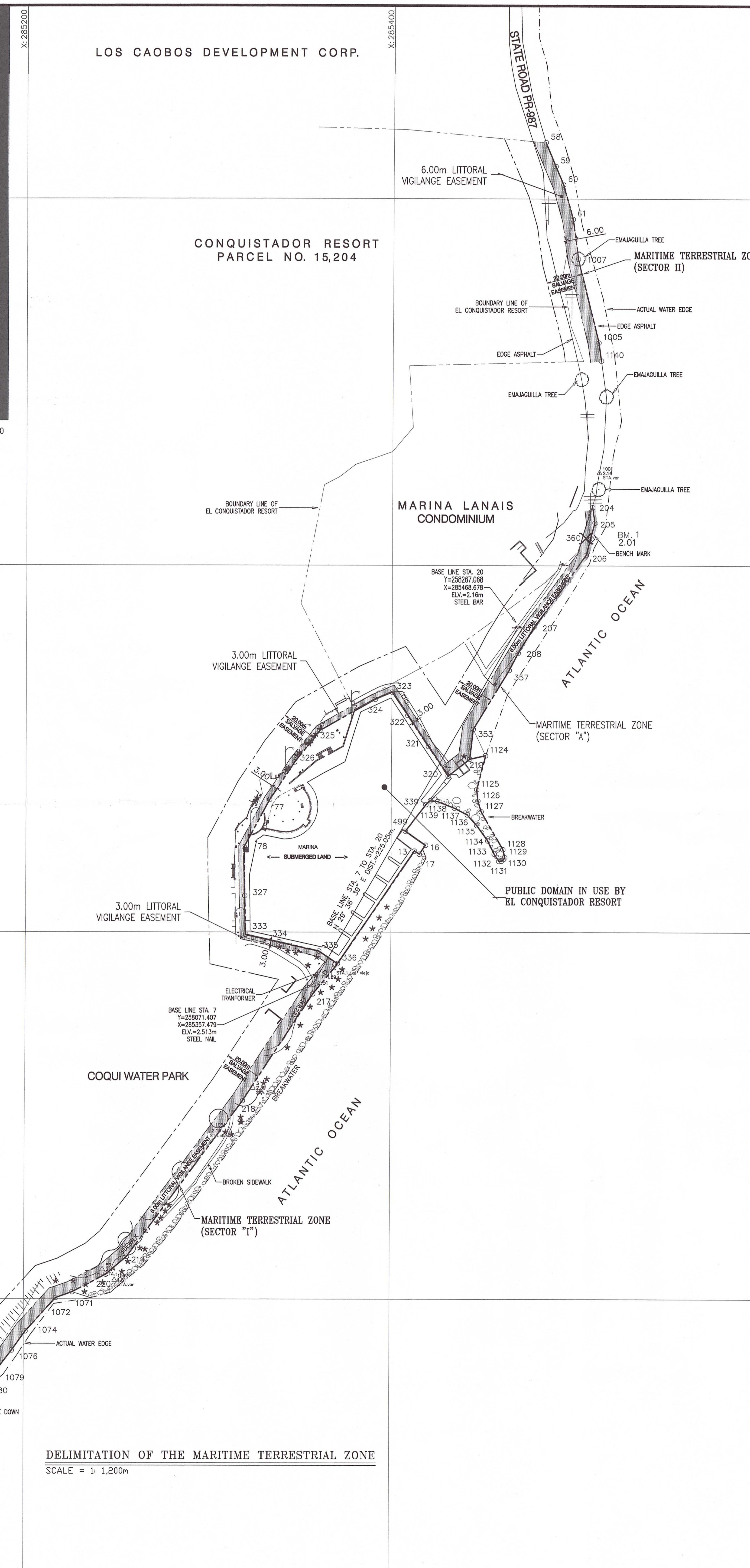

DELIMITATION OF THE MARITIME TERRESTRIAL ZONE

SCALE = 1: 1,200m

Horizontal and vertical Control Stations (NAD83)

Sta.	Northing(Y)	Easting(X)	Elev(Z)	Description
1	258083.794	285369.039	1.89	Steel nail
3	258015.188	285325.006	2.39	Steel bar
20	258267.068	285468.678	2.16	Steel bar
53	257916.140	285243.006	2.44	Steel nail
95	258089.846	285349.070	2.42	Steel nail
369	258300.630	285491.817	2.10	Steel nail
397	258314.922	285505.739	2.01	Bench Mark
1000	258071.947	285356.607	2.57	Steel nail
1001	258350.378	285513.390	2.14	Steel bar
1061	257992.571	285311.287	2.153	Steel nail
1062	257911.267	285248.028	1.61	Steel bar

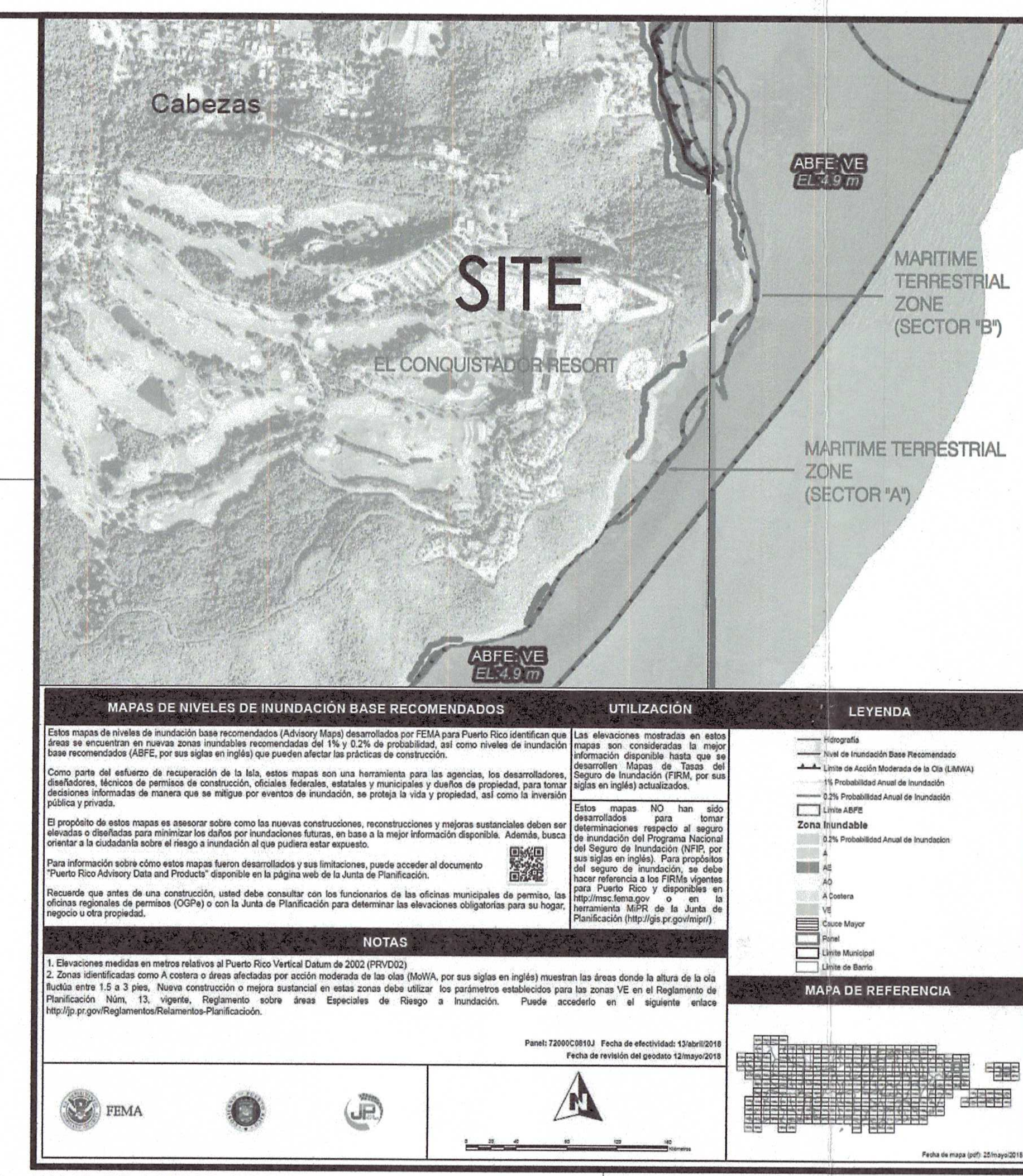

MAPAS DE NIVELES DE INUNDACION BASE RECOMENDADOS

FIRM PANEL 72000C0830J
FIRM PANEL 72000C0810J
MAP REVISED: MAY 12, 2018

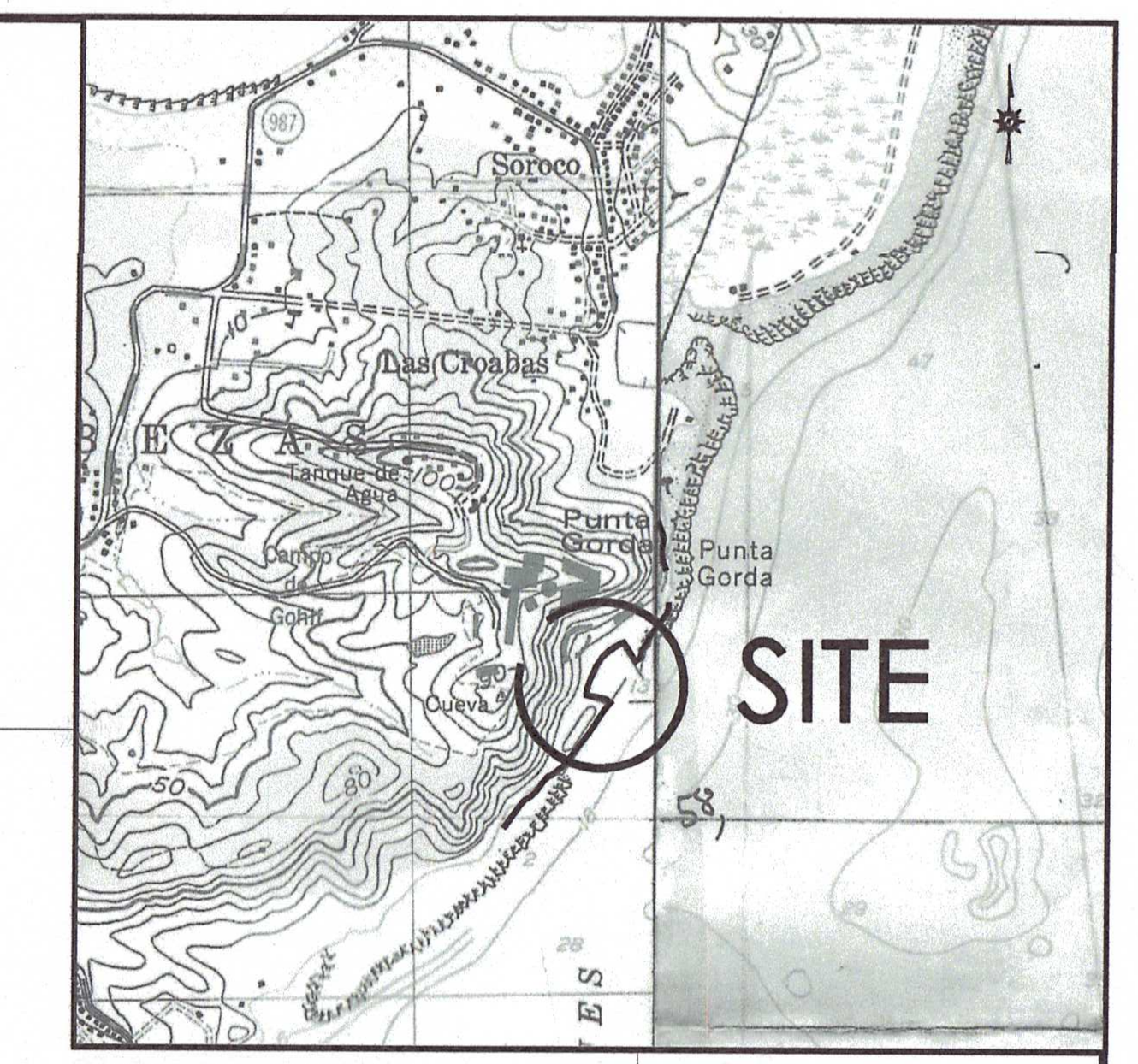

LOCATION MAP, FAJARDO AND CAYO ICACOS QUADRANGLE
SCALE 1:20,000

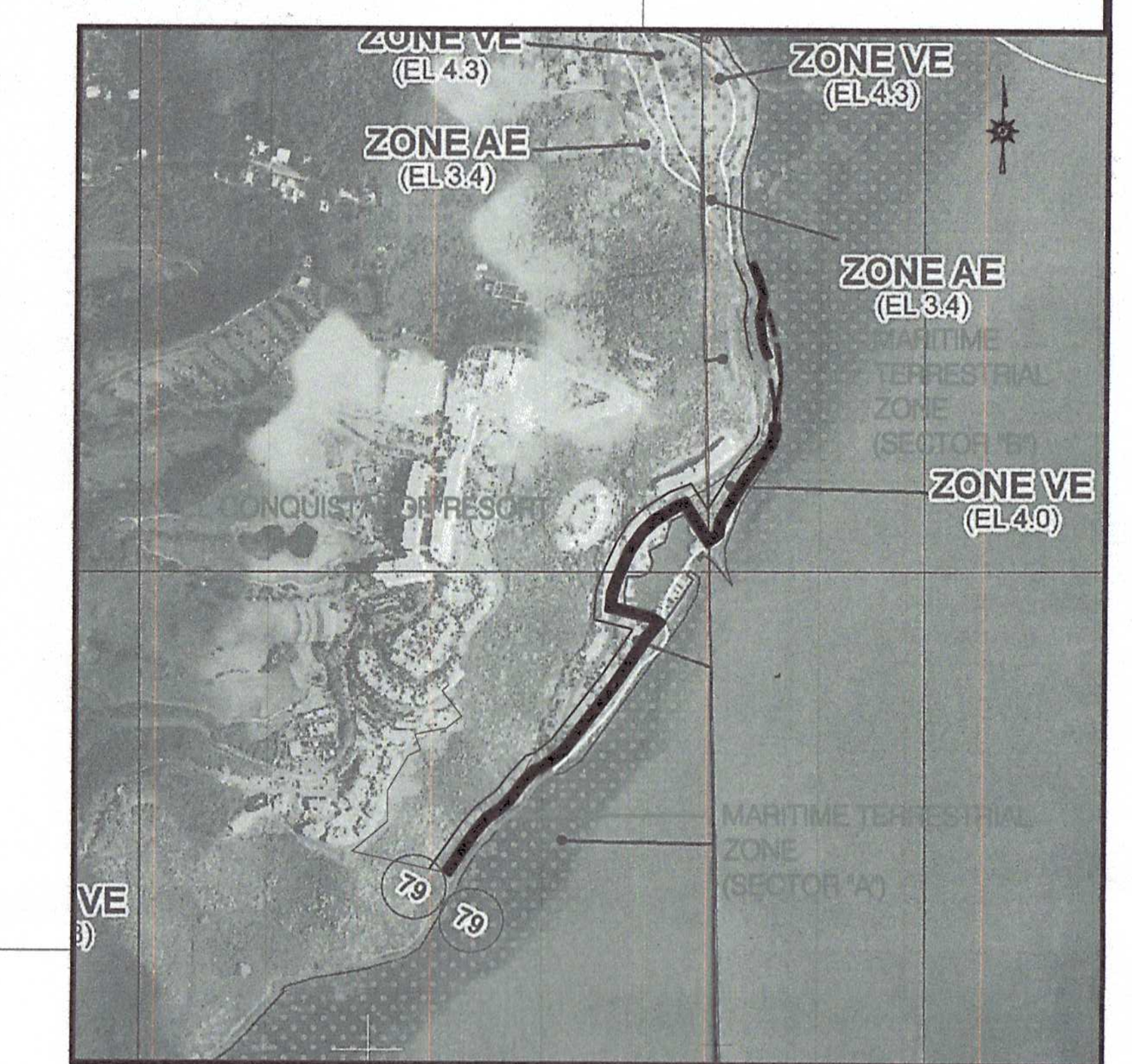

FLOOD MAP

FIRM PANEL 72000C0830J
MAP REVISED: NOV. 18, 2009

LIMIT OF MARITIME TERRESTRIAL ZONE (SECTOR "I")

LAMBERT COORDINATES NAD 83(2011)

POINT	LINE	(Y) NORTH	(X) EAST	DISTANCE	BEARINGS	DESCRIPTION
1121	---	257774.3495	285106.6748	---	---	Limit of MTZ (*)
1084	1121-1084	257821.9095	285143.5984	60.211	N 37°49'28" E	Limit of MTZ (*)
1083	1084-1083	257840.3832	285158.8863	23.979	N 39°36'34" E	Limit of MTZ (*)
1080	1083-1080	257851.3885	285174.6523	19.227	N 55°05'00" E	Limit of MTZ (*)
1079	1080-1079	257861.5458	285185.3801	14.774	N 46°33'53" E	Limit of MTZ (*)
1076	1079-1076	257871.9864	285193.4508	13.196	N 37°42'16" E	Limit of MTZ (*)
1074	1076-1074	257882.4396	285200.9696	12.876	N 35°43'36" E	Limit of MTZ (*)
1072	1074-1072	257900.7162	285217.6530	24.746	N 42°23'27" E	Limit of MTZ (*)
1071	1072-1071	257903.7820	285226.5005	9.364	N 70°53'16" E	Limit of MTZ (*)
220	1071-220	257913.5086	285244.8902	20.804	N 62°07'29" E	Limit of MTZ (*)
219	220-219	257923.1587	285256.2501	14.905	N 49°39'09" E	Limit of MTZ (*)
218	219-218	258008.1878	285319.3636	105.893	N 36°35'06" E	Limit of MTZ (*)
217	218-217	258066.3025	285357.4441	69.480	N 33°14'07" E	Limit of MTZ (*)
336	217-336	258082.8402	285371.0168	21.394	N 39°22'34" E	Wall corner (MTZ)
335	336-335	258089.7662	285360.7254	12.405	N 56°03'35" W	Wall corner (MTZ)
334	335-334	258094.6817	285339.0058	22.269	N 77°14'52" W	Wall (MTZ)
333	334-333	258098.7931	285320.6500	18.811	N 77°22'31" W	Wall corner (MTZ)
327	333-327	258119.9678	285320.0651	21.183	N 01°34'56" W	Wall (MTZ)
78	327-78	258146.6675	285319.7155	26.702	N 00°45'01" W	Wall corner (MTZ)
77	78-77	258172.4821	285333.5768	29.301	N 28°14'02" E	Limit of MTZ (*)
326	77-326	258193.0762	285347.1574	24.669	N 33°24'09" E	Sidewalk (MTZ)
325	326-325	258210.3856	285360.8422	22.066	N 38°19'48" E	Wall corner (MTZ)
324	325-324	258227.3159	285390.9364	34.530	N 60°38'20" E	Wall corner (MTZ)
323	324-323	258231.3440	285400.1721	10.076	N 66°26'09" E	Wall corner (MTZ)
322	323-322	258218.6293	285408.7621	15.344	S 34°02'34" E	Wall (MTZ)
321	322-321	258201.6872	285420.0973	20.384	S 33°47'04" E	Wall (MTZ)
320	321-320	258185.5406	285430.9002	19.427	S 33°47'04" E	STEEL BAR (MTZ)
210	320-210	258194.7381	285442.6891	14.952	N 52°02'21" E	Limit of MTZ (*)
353	210-353	258211.1938	285444.5477	16.560	N 06°26'38" E	Limit of MTZ (BAR)
357	353-357	258243.3608	285463.8951	37.537	N 31°01'32" E	Limit of MTZ (BAR)
208	357-208	258252.6917	285468.6913	10.491	N 27°12'14" E	Limit of MTZ (*)
207	208-207	258267.2396	285477.5369	17.026	N 31°18'04" E	Limit of MTZ (*)
206	207-206	258305.7441	285505.7836	47.754	N 36°15'49" E	Limit of MTZ (*)
205	206-205	258323.3259	285510.5596	18.219	N 15°11'51" E	Limit of MTZ (*)
204	205-204	258331.7794	285509.3589	8.538	N 08°05'04" W	Limit of MTZ (*)
1121	204-1121	257774.3495	285106.6748	687.665	S 35°50'39" W	Limit of MTZ (*)

(*) These points kept the same position of the points @ previous map of date December 28, 1990 aproved by DRNA.

LIMIT OF MARITIME TERRESTRIAL ZONE (SECTOR II)

LAMBERT COORDINATES NAD 83(2011)

POINT	LINE	(Y) NORTH	(X) EAST	DISTANCE	BEARINGS	DESCRIPTION
1140	---	258411.7541	285513.7862	---	---	Limit of MTZ (*)
1005	1140-1005	258421.5592	285512.3592	9.908	N 08°16'48" W	Limit of MTZ (*)
1007	1005-1007	258467.2951	285500.6791	47.204	N 14°19'34" W	Emajaguilla tree
61	1007-61	258488.8970	285497.5810	21.823	N 08°09'42" W	Limit of MTZ (*)
60	61-60	258507.5921	285492.2426	19.442	N 15°56'12" W	Limit of MTZ (*)
59	60-59	258517.7694	285487.9011	11.065	N 23°06'09" W	Limit of MTZ (*)
58	59-58	258530.6646	285482.4004	14.019	N 23°06'05" W	Limit of MTZ (*)

(*) These points kept the same position of the points @ previous map of date December 28, 1990 aproved by DRNA.

PUBLIC DOMAIN IN USE BY EL CONQUISTADOR RESORT

LAMBERT COORDINATES NAD 83(2011)

POINT	LINE	(Y) NORTH	(X) EAST	DISTANCE	BEARINGS	DESCRIPTION
336	---	258082.8402	285371.0168	---	---	Wall corner (MTZ)
335	336-335	258089.7662	285360.7254	12.405	N 56°03'35" W	Wall corner (MTZ)
334	335-334	258094.6817	285339.0058	22.269	N 77°14'52" W	Wall (MTZ)
333	334-333	258098.7931	285320.6500	18.811	N 77°22'31" W	Wall corner (MTZ)
327	333-327	258119.9678	285320.0651	21.183	N 01°34'56" W	Wall (MTZ)
78	327-78	258146.6675	285319.7155	26.702	N 00°45'01" W	Wall corner (MTZ)
77	78-77	258172.4821	285333.5768	29.301	N 28°14'02" E	Limit of MTZ (*)
326	77-326	258193.0762	285347.1574	24.669	N 33°24'09" E	Sidewalk (MTZ)
325	326-325	258210.3856	285360.8422	22.066	N 38°19'48" E	Wall corner (MTZ)
324	325-324	258227.3159	285390.9364	34.530	N 60°38'20" E	Wall corner (MTZ)
323	324-323	258231.3440	285400.1721	10.076	N 66°26'09" E	Wall corner (MTZ)
322	323-322	258218.6293	285408.7621	15.344	S 34°02'34" E	Wall (MTZ)
321	322-321	258201.6872	285420.0973	20.384	S 33°47'04" E	Wall (MTZ)
320	321-320	258185.5406	285430.9002	19.427	S 33°47'04" E	STEEL BAR (MTZ)
210	320-210	258194.7381	285442.6891	14.952	N 52°02'21" E	Limit of MTZ (*)
1124	210-1124	258196.7003	285451.3314	8.862	N 77°12'29" E	Breakwater
1125	1124-1125	258178.0875	285446.5234	19.224	S 14°29'01" W	Breakwater
1126	1125-1126	258171.7634	285447.1558	6.356	S 05°42'38" E	Breakwater
1127	1126-1127	258165.9093	285448.9853	6.133	S 17°21'17" E	Breakwater
1128	1127-1128	258145.2092	285460.9740	23.921	S 30°04'40" E	Breakwater
1129	1128-1129	258140.9400	285461.9516	4.380	S 12°53'52" E	Breakwater
1130	1129-1130	258139.9136	285461.3866	1.172	S 28°49'48" W	Breakwater
1131	1130-1131	258138.9595	285460.1521	1.560	S 52°18'05" W	Breakwater
1132	1131-1132	258138.7803	285458.8461	1.318	S 82°11'07" W	Breakwater
1133	1132-1133	258142.7439	285456.2094	4.761	N 33°37'57" W	Breakwater
1134	1133-1134	258150.0409	285452.6565	8.116	N 25°57'42" W	Breakwater
1135	1134-1135	258158.4028	285446.6467	10.298	N 35°42'17" W	Breakwater
1136	1135-1136	258164.2802	285441.3916	7.884	N 41°48'02" W	Breakwater
1137	1136-1137	258167.9383	285434.3756	7.912	N 62°27'47" W	Breakwater
1138	1137-1138	258171.4891	285425.3325	9.715	N 68°33'44" W	Breakwater
1139	1138-1139	258171.9809	285421.3696	3.993	N 82°55'35" W	Breakwater
339	1139-339	258169.8394	285418.8993	3.269	S 49°04'43" W	platfmuro
499	339-499	258155.2382	285407.7092	18.396	S 37°27'57" W	Pier wall
16	499-16	258147.5316	285418.7492	13.464	S 55°04'57" E	Pier corner
17	16-17	258142.6918	285415.4191	5.875	S 34°31'48" W	Pier corner
13	17-13	258144.3731	285412.7647	3.142	N 57°38'59" W	Pier corner
336	13-336	258082.8402	285371.0168	74.359	S 34°09'20" W	Wall corner (MTZ)
AREA = 10587.8547 SQ. Mt. =□= 2.6938 CDAS.						

(*) These points kept the same position of the points @ previous map of date December 28, 1990 aproved by DRNA.

LEGEND (NOT SHOWN TO SCALE)

- CONTROL STATION
- PROPERTY LINE
- CONCRETE POLE
- HORNAMENTAL POLE LIGHT
- GAS VALVE
- CONCRETE WALL
- CONC. GUTTER
- TREE
- PALM
- STRUCTURE AS INDICATED
- ENTRANCE GATE
- CHAIN LINK FENCE
- CATCH BASIN
- MANHOLE
- GROUND SLOPE
- 6.00m. LITTORAL VIGILANCE EASEMENT
- 20.00m. SALVAGE STRIP
- FLAG POLE

Surveyor Notes:

1. Plane coordinates are based on the Puerto Rico Lambert Coordinates system Nad83(2011) state plane north zone.
2. All azimuths are grid: reckoned clockwise from True North.
3. All elevations are referred to Mean Sea Level System.
4. Distances are shown in metric system, unless otherwise indicated.
5. The equipment used to obtain field data was: Total Station "Leica" collirations each/1 second by manufactured were adjusted & inspection performed this survey results by Conde presicion instruments.
6. The information indicated on this plan represents the results of As-built and Topographic made during the month of October 2019.

DEPARTAMENTO DE RECURSOS NATURALES Y AMBIENTALES

CONFORMIDAD

CASO NÚM.: DAG-CER02-61-00097-24032020
FECHA DE VERIFICACIÓN: 30 MAR 2021
ESTA CONFORMIDAD ES EXCLUSIVAMENTE PARA EL LÍMITE DE LOS BIENES DEL DOMINIO PÚBLICO MARÍTIMO TERRESTRE
NOTA: ESTA CONFORMIDAD NO CONSTITUYE UN ENDOSO O PERMISO

DIVISIÓN DE AGRIMENSURA

SECRETARIO DEL DEPARTAMENTO DE RECURSOS NATURALES Y AMBIENTALES

Surveyor's Certification :

The undersigned, registered surveyors license no. 5615 authorized to exercise his profession in Puerto Rico does hereby certify that the plat hereon drawn is a true representation of the existing conditions.

Survey Performed By:

Gerardo R. Cerro Ortiz
Surveyor Lic. no. 5615
Dated: March 2, 2020
Rev.: January 27, 2021

GERARDO R. CERRA AGRIMENSOR LICENCIADO LIC. 5615 PUERTO RICO

LUIS SOUSA GALLARDO, P.L.S.
1864, SUITE no. 2
PONCE DE LEON AVENUE
SAN JUAN, PUERTO RICO
P.O. BOX 190755, SAN JUAN
PUERTO RICO 00919-0755
office (787) 283-3000
cel (939) 640-3000
fax (787) 283-8333
s3sousasurveying@gmail.com

THIS DRAWING AND ITS CONTENTS IS THE PROPERTY OF SOUSA SURVEYING SERVICES AND SHALL BE USED AS A REFERENCE DOCUMENT AND WORKING INSTRUMENT ONLY BY AUTHORIZED PERSONNEL. ANY PARTIAL OR TOTAL REPRODUCTION OR USE OF SAID DOCUMENT OR INFORMATION CONTAINED THERE IS STRICTLY PROHIBITED WITHOUT THE PROPER WRITTEN CONSENT AND SHALL BE RETURNED TO: SOUSA SURVEYING SERVICES

REVISIONS

NUM.	DATE:	DESCRIPTION
5		
4		
3		
2		
1		

MARITIME TERRESTRIAL ZONE, LITTORAL VIGILANCE AND SALVAGE EASEMENTS SURVEY PLAN

EL CONQUISTADOR RESORT

PROPERTY OF ROYALE BLUE HOSPITALITY, LLC

STATE ROAD PR-987 INT. EL CONQUISTADOR AVE., CABEZAS WARD, MUNICIPALITY OF FAJARDO, PUERTO RICO.

DRAWING TITLE:	SURVEY PLAN MTZ-DRNA
WORK ORDER NUMBER:	19-81
DATE STARTED: Oct.7, 2019	UPDATE: Feb. 28, 2020
CADD FILE NAME: 19-81	SHT. INS. FAC. 1=1
SCALE: Sht. 24x36 1:1,200m	Sht. 11x17
SHEET NUMBER: 1	OF: 1
DRAWING NUMBER:	C.1

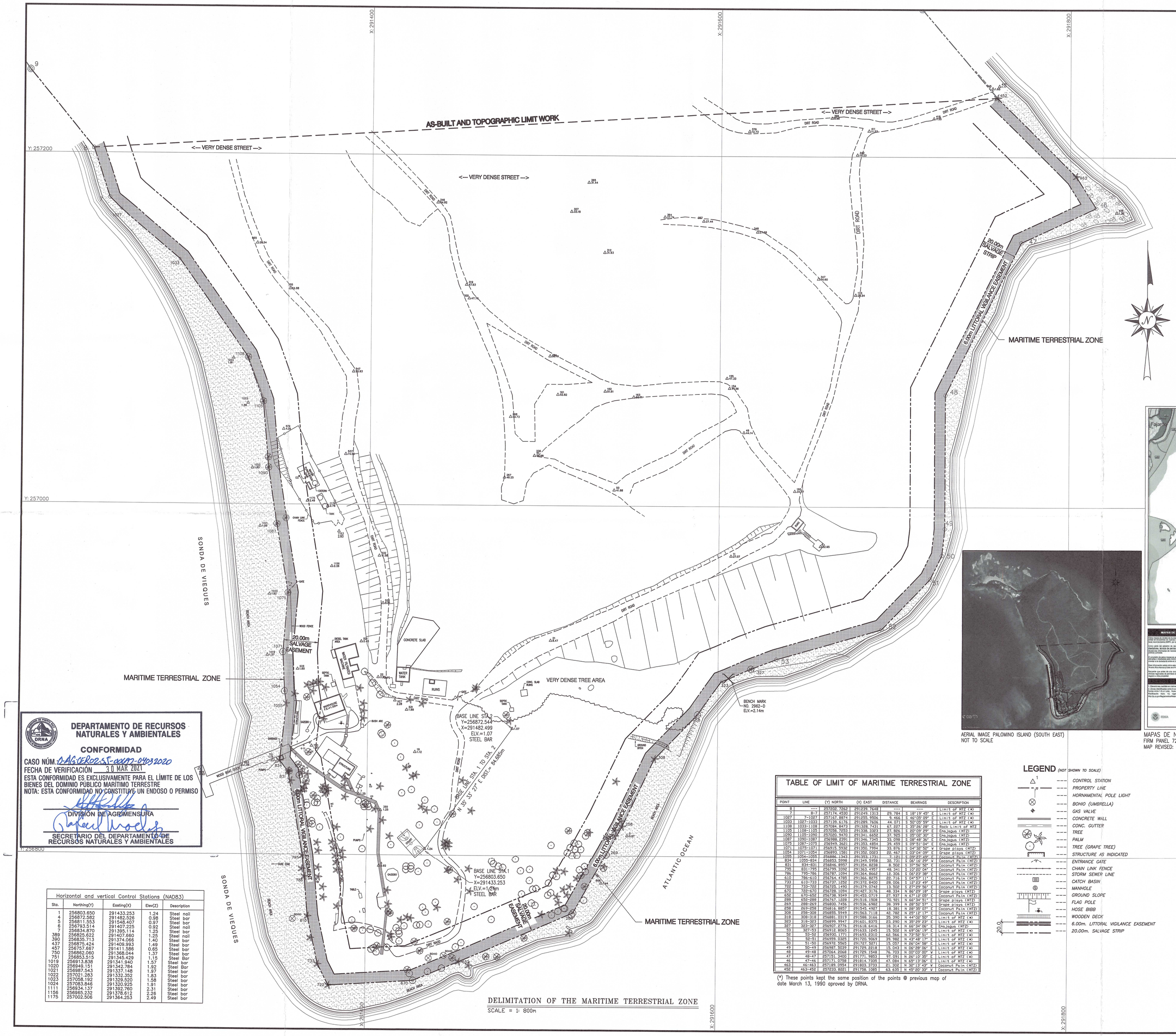

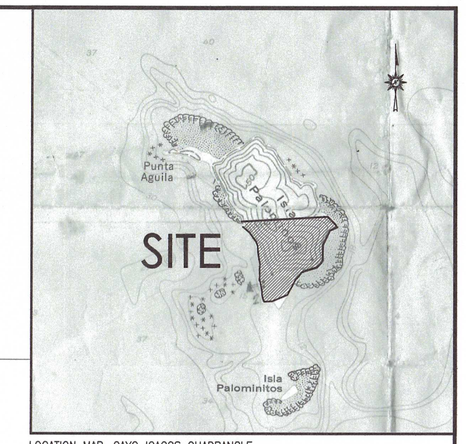

LOCATION MAP, CAYO ICACOS QUADRANGLE
SCALE 1:20,000

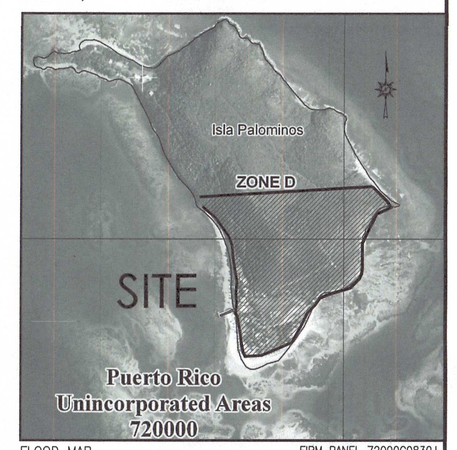

FLOOD MAP

FIRM PANEL 72000C0830J
MAP REVISED: NOV. 18, 2009

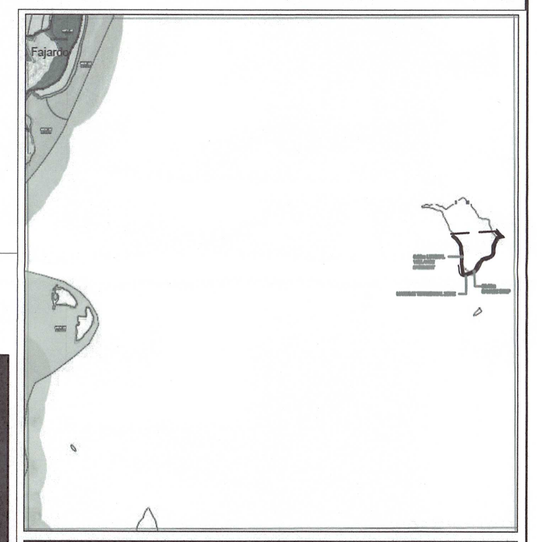

AERIAL IMAGE PALOMINO ISLAND (SOUTH EAST)
NOT TO SCALE

MAPAS DE NIVELES DE INUNDACION BASE RECOMENDADOS
FIRM PANEL 72000C0830J
MAP REVISED: MAY 12, 2018

DEPARTAMENTO DE RECURSOS NATURALES Y AMBIENTALES

CONFORMIDAD

CASO NÚM. 2021-0027-04032020

FECHA DE VERIFICACIÓN 30 MAR 2021

ESTA CONFORMIDAD ES EXCLUSIVAMENTE PARA EL LÍMITE DE LOS BIENES DEL DOMINIO PÚBLICO MARÍTIMO TERRESTRE

NOTA: ESTA CONFORMIDAD NO CONSTITUYE UN ENDOSO O PERMISO

DIVISIÓN DE AGRIMENSURA

SECRETARIO DEL DEPARTAMENTO DE RECURSOS NATURALES Y AMBIENTALES

Horizontal and vertical Control Stations (NAD83)				
Sta.	Northing(Y)	Easting(X)	Elev(Z)	Description
1	256803.650	291433.253	1.24	Steel nail
4	256872.582	291482.528	0.95	Steel bar
5	256811.553	291548.407	0.97	Steel bar
6	256793.314	291407.225	0.92	Steel nail
7	256634.870	291395.114	1.25	Steel bar
389	256825.622	291407.660	1.25	Steel nail
390	256835.713	291374.066	1.40	Steel bar
437	256875.424	291409.993	1.49	Steel bar
457	256757.667	291411.586	0.65	Steel bar
750	256892.060	291368.044	1.37	Steel bar
751	256853.515	291345.429	1.15	Steel Bar
1019	256813.838	291341.940	1.57	Steel bar
1020	256949.151	291342.784	1.92	Steel Bar
1021	256987.543	291337.148	1.97	Steel bar
1022	257021.283	291332.392	1.83	Steel bar
1023	257058.192	291329.020	1.58	Steel bar
1024	257083.846	291320.925	1.91	Steel bar
1111	256934.137	291392.760	2.31	Steel bar
1156	256965.232	291378.612	2.28	Steel bar
1175	257002.506	291364.253	2.49	Steel bar

DELIMITATION OF THE MARITIME TERRESTRIAL ZONE
SCALE = 1: 800m

TABLE OF LIMIT OF MARITIME TERRESTRIAL ZONE						
POINT	LINE	(Y) NORTH	(X) EAST	DISTANCE	BEARINGS	DESCRIPTION
9	---	257202.7263	291239.7648	---	---	Limit of MTZ (*)
B-2	B-2	257174.4230	291249.1313	29.794	S 18°19'45" E	Limit of MTZ (*)
1087	7-1087	257157.8874	291255.9506	9.466	S 46°05'09" E	Limit of MTZ (*)
1033	1087-1033	257139.6176	291269.7606	44.071	S 50°05'59" E	Limit of MTZ (*)
1108	1033-1108	257084.8473	291328.7431	87.227	S 35°26'28" E	Rock Limit of MTZ
1105	1108-1105	257026.7253	291338.2323	87.826	S 82°09'29" E	Cmajiguas (MTZ)
1090	1105-1090	257020.3470	291341.6652	37.925	S 05°05'30" E	Cmajiguas (MTZ)
1087	1090-1087	256988.2291	291346.7345	33.098	S 08°48'36" E	Cmajiguas (MTZ)
1075	1087-1075	256949.3621	291353.4854	39.459	S 09°31'04" E	Cmajiguas (MTZ)
1071	1075-1071	256915.5936	291350.7994	33.876	S 04°38'52" W	Grape plays (MTZ)
1054	1071-1054	256893.1581	291358.0023	22.467	S 03°04'09" E	Grape plays (MTZ)
1025	1054-1025	256886.1343	291353.1733	7.181	S 02°23'45" W	Coconut Palm (MTZ)
834	1025-834	256653.3998	291349.5958	32.731	S 06°16'29" W	Coconut Palm (MTZ)
831	834-831	256646.8997	291354.8248	8.502	S 37°56'50" E	Coconut Palm (MTZ)
795	831-795	256799.3392	291363.4357	48.341	S 10°20'04" E	Coconut Palm (MTZ)
765	795-765	256787.1084	291364.8662	12.205	S 06°23'39" E	Coconut Palm (MTZ)
610	765-610	256754.4783	291366.8273	32.716	S 04°37'11" E	Coconut Palm (MTZ)
723	610-723	256735.1450	291370.9400	88.026	S 12°23'49" E	Coconut Palm (MTZ)
722	723-722	256725.1450	291379.0742	13.502	S 27°29'56" E	Coconut Palm (MTZ)
721	722-721	256723.5984	291427.3176	48.341	N 86°29'31" E	Grape plays (MTZ)
630	721-630	256738.3394	291453.1551	27.937	N 63°18'05" E	Coconut Palm (MTZ)
268	630-268	256763.7489	291514.0908	66.353	N 66°51'51" E	Grape plays (MTZ)
269	268-269	256805.7455	291534.4969	46.393	N 28°38'37" E	Grape plays (MTZ)
317	269-317	256854.8657	291543.4987	49.161	N 08°29'37" E	Coconut Palm (MTZ)
308	317-308	256915.5949	291545.1118	61.381	N 05°13'47" E	Coconut Palm (MTZ)
318	308-318	256981.0319	291550.8166	65.290	N 04°58'30" E	Limit of MTZ (*)
383	318-383	256994.9947	291601.6375	52.230	N 55°29'29" E	Limit of MTZ (*)
387	383-387	256922.2276	291618.8415	73.814	N 13°34'06" E	Cmajiguas (MTZ)
53	387-53	256914.8065	291633.1645	15.928	N 68°06'06" E	Limit of MTZ (*)
52	53-52	256930.1771	291653.8310	62.566	N 72°52'51" E	Limit of MTZ (*)
51	52-51	256899.0325	291705.6069	59.568	N 43°48'17" E	Limit of MTZ (*)
50	51-50	256932.5545	291737.5371	15.057	N 78°04'58" E	Limit of MTZ (*)
49	50-49	256937.5039	291759.2148	15.543	N 06°28'06" E	Limit of MTZ (*)
48	49-48	257064.2068	291762.1548	76.703	N 00°02'00" W	Limit of MTZ (*)
47	48-47	257131.3400	291771.9853	67.091	N 82°10'28" E	Limit of MTZ (*)
46	47-46	257171.0758	291814.7335	47.084	N 45°13'06" E	Limit of MTZ (*)
453	46-453	257189.0954	291803.3733	21.328	N 32°13'43" W	Coconut Palm (MTZ)
452	453-452	257233.8821	291758.1085	63.635	N 45°20'39" W	Coconut Palm (MTZ)

(*) These points kept the same position of the points @ previous map of date March 13, 1990 aproved by DRNA.

LEGEND *(NOT SHOWN TO SCALE)*

- CONTROL STATION
- PROPERTY LINE
- HORNAMENTAL POLE LIGHT
- BOHIO (UMBRELLA)
- GAS VALVE
- CONCRETE WALL
- CONC. GUTTER
- TREE
- PALM
- TREE (GRAPE TREE)
- STRUCTURE AS INDICATED
- ENTRANCE GATE
- CHAIN LINK FENCE
- STORM SEWER LINE
- CATCH BASIN
- MANHOLE
- GROUND SLOPE
- FLAG POLE
- HOSE BIBB
- WOODEN DECK
- 6.00m. LITTORAL VIGILANCE EASEMENT
- 20.00m. SALVAGE STRIP

Surveyor Notes:

1. Plane coordinates are based on the Puerto Rico Lambert Coordinates system Nad83(2011) state plane north zone.
2. All azimuths are grid: reckoned clockwise from True North.
3. All elevations are referred to Mean Sea Level System.
4. Distances are shown in metric system, unless otherwise indicated.
5. The equipment used to obtain field data was: Total Station "Leica" calibrations each/1 second by manufactured were adjusted & inspection performed this survey results by Conde presicion instruments.
6. The information indicated on this plan represents the results of As-built and Topographic made during the month of October 2019 and January, 2020.

Surveyor's Certification :

The undersigned, registered surveyors license no. 5615 authorized to exercise his profession in Puerto Rico does hereby certify that the plat hereon drawn is a true representation of the existing conditions.

Survey Performed By:

Gerardo R. Cerra Ortiz
Surveyor Lic. no. 5615
Dated: February 27, 2020
Rev.: January 27, 2021

GERARDO R. CERRA AGRIMENSOR LIC. 5615 PUERTO RICO

LUIS SOUSA CALLARDO, P.S.C.
1864, SUITE no. 3
PONCE DE LEON AVENUE
SAN JUAN, PUERTO RICO
P.O. BOX 190766, SAN JUAN
PUERTO RICO 00919-0766
office (787) 283-3000
cel (939) 640-3000
fax (787) 283-3333
s2sousasurveying@gmail.com

THIS DRAWING AND ITS CONTENTS IS THE PROPERTY OF SOUSA SURVEYING SERVICES. THE USE OF THIS DRAWING AND THE INFORMATION CONTAINED HAS BEEN AUTHORIZED BY AUTHORIZED PERSONAL. ANY PARTIAL OR TOTAL REPRODUCTION OF THIS DRAWING OR INFORMATION CONTAINED, THEREIN IS STRICTLY PROHIBITED WITHOUT THE PROPER WRITTEN CONSENT AND SHALL BE REPORTED TO SOUSA SURVEYING SERVICES

REVISIONS

NUM.	DATE	DESCRIPTION
5		
4		
3		
2		
1		

MARITIME TERRESTRIAL ZONE, LITTORAL VIGILANCE AND SALVAGE EASEMENTS SURVEY PLAN
PALOMINO ISLAND (SOUTH SIDE)
EL CONQUISTADOR RESORT
PALOMINO ISLAND, MUNICIPALITY OF FAJARDO, PUERTO RICO.

DRAWING TITLE: SURVEY PLAN MTZ-DRNA

WORK ORDER NUMBER: 19-80 B

DATE STARTED: Oct.4, 2019 | UPDATE: Feb. 27, 2020

CADD FILE NAME: 19-80 | SHT. INS. FAC.: 1=1

SCALE: SH. 24x36 1:800m | SH. 11x17

SHEET NUMBER: 1 | OF: 1

DRAWING NUMBER: C.1

APPENDIX I

FINAL REPORT ACM/LBP MITIGATION

Project name:	**El Conquistador Hotel**
Project address:	**Fajardo, Puerto Rico**
Client:	**F&R Construction Group Inc.**
Consultant:	**Zimmetry Environmental Management Corp.**
Monitoring:	**Analytical Environmental Services International Inc.**
Contractor:	**Sunset Contractors & Recycling Inc.**
Start date:	**August 2019**
Project manager:	**Andrez Colton-Colón**

Our company was subcontracted by FR Construction Group to perform the Asbestos and Lead Abatement, Mold Cleaning and Sanitization and Selective Demolitions at the Conquistador Resort at Fajardo, PR. Since 2019 these works were issued as FR request at different building in the complex. Below find the descriptions of the performed.

Until date ending accomplishments summary

1. **<u>Las Vistas complex:</u>**
   a) All bedroom's bathrooms 1) bathtubs, 2) ceramic listels and 3) ceramic floor tiles identified on Zimmetry Environmental Management Corp. reports as containing lead base paint were abated.
   b) All bedroom's bathrooms 1) mirrors identified on Zimmetry Environmental Management Corp. reports as containing asbestos materials were abated.
   c) Full demolition and Disposal of rooms components as carpets, floor and walls ceramic tiles, curtains, facades, A/C Units, closets shelves and doors and ceiling popcorn finish.

2. **<u>La Marina complex:</u>**
   a) Bedroom's bathrooms 1) bathtubs on buildings 1, 2, 3 and 7 identified on Zimmetry Environmental Management Corp. reports as containing lead base paint were abated. Only main hallway 2) ceramic floor tiles on buildings 1, 2, 3 and 7 identified on Zimmetry Environmental Management Corp. reports as containing lead base paint were abated. Also 3) ceramic floor tiles on the restrooms located on building 1 ground level later identified by Zimmetry Environmental Management Corp. as containing lead base paint were abated.

b) Bedroom's bathrooms 1) mirrors on buildings 1, 2, 3 and 7 identified on Zimmetry Environmental Management Corp. reports as containing asbestos materials were abated. Also 2) mirrors on the restrooms located on building 1 ground level later identified by Zimmetry Environmental Management Corp. as containing asbestos materials were abated.

c) All bedrooms on buildings 4, 5, 6 and 7 were mold cleaned and sanitize as requested by the client.

3. <u>Las Olas complex:</u>

a) All bedroom's bathrooms 1) bathtubs and balconies 2) ceramic floor tiles identified on Zimmetry Environmental Management Corp. reports as containing lead base paint were abated.

b) All bedroom's bathrooms 1) mirrors identified on Zimmetry Environmental Management Corp. reports as containing asbestos materials were abated.

c) Full demolition and Disposal of rooms components as carpets, floor and walls ceramic tiles, curtains, facades, A/C Units, closets shelves and doors and ceiling popcorn finish.

4. <u>Main Lobby area:</u>

a) All site area 1-2 1) ceramic wall tiles and site areas 1-3 2) ceramic wall tiles and 3) ceramic floor tiles identified on Zimmetry Environmental Management Corp. reports as containing lead base paint were abated.

b) Demolition and Disposal of floors and walls ceramic tiles,

5. <u>Las Brisas complex:</u>

<u>Funicular Corridor stores:</u>

a) All 1) ceramic floor tiles identified on Zimmetry Environmental Management Corp. reports as containing lead base paint were abated.

b) Full demolition and Disposal of stores components as carpets, floor and walls ceramic tiles, curtains, facades, A/C Units, closets shelves and doors.

<u>Las Brisas Restaurants:</u>

c) All 1) ceramic floor tiles identified on Zimmetry Environmental Management Corp. reports as containing lead base paint were abated.

d) Full demolition and Disposal of interior components as carpets, floor and walls ceramic tiles, drywalls, curtains, facades, A/C Units, closets shelves and doors.

If you have any question regards to this inform, please contact us, we will be glad to assist you.

Cordially,

Basilio Ramos
President

Sunset Contractors & Recycling Inc.
PO BOX 1560 | Guayama, PR 00785
Tel. 787-864-8855 | Fax. 787-864-8844 | www.sunsetcontractors.com

APPENDIX J

US FISH AND WILDLIFE IPaC DATABASE

AND SELF-CERTIFICATION

Self-Certification

http://www.fws.gov/caribbean/ES/Index.html

Endangered Species Act Certification

The U.S. Fish and Wildlife Service, Caribbean Ecological Services Field Office developed a Blanket Clearance Letter in compliance with Endangered Species Act of 1973, as amended, and the Fish and Wildlife Coordination Act for federally funded projects.

The Service determined that projects in compliance with the following criteria are not likely to adversely affect federally-listed species.

Royal Blue Hospitality, Puerto Rico, certifies that the following project: El Conquistador Hotel funded by HUD CDBG-DR funds and located at 1000 El Conquistador Avenue, Fajardo, Puerto Rico complies with the Blanket Clearance Letter and therefore, no additional consultation with the USFWS is required.

(Check one or more below)

Check	Project Criteria
	1. Street resurfacing.
	2. Construction of gutters and sidewalks along existing roads.
	3. Reconstruction or emergency repairs of existing buildings, facilities and homes.
X	4. Rehabilitation of existing occupied single family homes, and buildings; provided that equipment storage or staging areas are not located on vacant property harboring a wetland and/or forested vegetation and that the lighting associated to the new facilities is not visible directly or indirectly from a beach.
	5. Demolition of dilapidated single family homes or buildings; provided that the demolition debris is disposed in certified receiving facilities; equipment storage or staging areas are not located on vacant property harboring a wetland and/or forested vegetation.
	6. Rebuilding of demolished single family homes or buildings, provided that the new construction is within the existing footprint of the previous structure and/or within pre-existing grassed or paved areas, and that the lighting associated to the new facilities are not visible directly or indirectly from a beach.
	7. Activities within existing Right of Ways (ROWs) of roads, bridges and highways,

	when limited to actions that do not involve cutting native vegetation or mayor earth moving; and are not located within, or adjacent to, drainages, wetlands, or aquatic systems. These activities include the installation of potable water and sanitary pipelines.
	8. Improvements to existing recreational facilities, including the installation of roofs to existing basketball courts, provided that the lighting associated to the facilities are not visible directly or indirectly from the beach.
	9. Construction of electric underground systems in existing towns and communities, provided that the property is not a wetland area and the lighting associated to the facilities are not visible directly or indirectly from the beach.
	10. Construction of facilities on vacant properties covered with grasses in urban areas, provided that the lighting associated to the facilities are not visible directly or indirectly from the beach.
	11. Construction of houses, buildings or acquiring lands in urban areas covered by grass for relocation of low income families and/or facilities that have been affected by weather conditions.

PO Box 491 Boquerón, PR 00622

(Questions regarding Blanket letters contact: Ángel G. Colón Santiago at 787-851-7297 ext. 214)

APPENDIX K

FIRE DEPARTMENT CERTIFICATIONS

APPENDIX K
*Explosive & Flammable Hazard - 24 CFR Part 51 Subpart C
*Enviromental Assessment Factor - Public Safety

GOBIERNO DE PUERTO RICO

DEPARTAMENTO DEL TRABAJO Y RECURSOS HUMANOS

Reglamento 17 - Reglamento para Calderas y Recipientes a Presión

Certificado de Inspección:

☐ Caldera ☑ Recipiente a Presión

Este documento tiene que estar localizado en un lugar visible.

Nombre del Establecimiento	Hotel El Conquistador		**Teléfono**	787-641-8002	
Persona de Contacto	Tropigas de Puerto Rico	**Puesto**	N/A		
Dirección Física	Urb. Industrial Luchetti, Calle C Lote 30B Bayamon P.R.				
Dirección Postal	P.O. Box 70205 San Juan P.R. 00936-8205				
Fecha Última Inspección (mm/dd/yyyy)	**Fecha de Inspección** (mm/dd/yyyy)	**Fecha de Redacción** (mm/dd/yyyy)	**Hora de Llegada**	**Hora de Salida**	
First	11/08/2018	11/08/2018	8:00 AM	5:00 PM	
Manufacturero	American Welding & Tank Co.	**Núm. Identificación**	SN 2SXO 11012		
Presión de Diseño (psi)	250 psi @ 350 F	**Núm. de Control**	001-18-14199		
Tipo de Combustible	N/A	**Año de Construcción**	1999		
Tipo de Negocio	LPG Tanks	**Tipo de Caldera o Recipiente a Presión**	LPG Tank / Horizontal		
Número Asignado por Patrono:	LPG Tank	**Cap. Caldera (lbs/hr)**	N/A		
Reparaciones o Alteraciones	☐ Sí ☑ No	**Tamaño del Recipiente**	500 Gallons		
Prueba Hidrostática	☐ Sí ☑ No	**Cap. Válvula Seguridad (lbs/hr):**	2,565 scfm		
Trabajo realizado por :	N/A	**Presión de la Válvula de Seguridad (psi)**	250 psi		
Fecha de Próxima Inspección (mm/dd/yyyy)	11/08/2019				

Certificación del Inspector

Nombre del Inspector Julio E. Abreu **#Licencia Inspector** PR OSHA C001
Dirección: PO Box 368 Juncos, P.R. 00777
Teléfono: (787) 734-6651

Certifico que a la fecha de inspección de este equipo estaba en condiciones seguras y cumpliendo con los requisitos del Reglamento 17 de PR OSHA.

Firma del Inspector: _____

ADMINISTRACIÓN DE SEGURIDAD Y SALUD OCUPACIONAL DE PUERTO RICO
Ave. Muñoz Rivera 505, Edificio Prudencio Rivera Martinez,
PO Box 195540 San Juan PR 00919-5540
T 787.754.2172 F 787.767.6051

PUERTO RICO OSHA

GOBIERNO DE PUERTO RICO

DEPARTAMENTO DEL TRABAJO Y RECURSOS HUMANOS

Reglamento 17 - Reglamento para Calderas y Recipientes a Presión

Certificado de Inspección:

☐ Caldera ☑ Recipiente a Presión

Este documento tiene que estar localizado en un lugar visible.

Nombre del Establecimiento	Hotel El Conquistador	**Teléfono**	787-641-8002
Persona de Contacto	Tropigas de Puerto Rico	**Puesto**	N/A
Dirección Física	Urb. Industrial Luchetti, Calle C Lote 30B Bayamon P.R.		
Dirección Postal	P.O. Box 70205 San Juan P.R. 00936-8205		

Fecha Última Inspección (mm/dd/yyyy)	Fecha de Inspección (mm/dd/yyyy)	Fecha de Redacción (mm/dd/yyyy)	Hora de Llegada	Hora de Salida
03/16/2016	11/08/2018	11/08/2018	8:00 AM	5:00 PM

Manufacturero	East Fabricator	**Núm. Identificación**	NB 2959
Presión de Diseño (psi)	250 psi @ 100 F	**Núm. de Control**	001-18-14197
Tipo de Combustible	N/A	**Año de Construcción**	1993
Tipo de Negocio	LPG Tanks	**Tipo de Caldera o Recipiente a Presión**	LPG Tank / Horizontal
Número Asignado por Patrono:	LPG Tank	**Cap. Caldera (lbs/hr)**	N/A
Reparaciones o Alteraciones	☐ Sí ☑ No	**Tamaño del Recipiente**	10,000 Gallons
Prueba Hidrostática	☐ Sí ☑ No	**Cap. Válvula Seguridad (lbs/hr):**	10,422 cfm air min
Trabajo realizado por :	N/A	**Presión de la Válvula de Seguridad (psi)**	250 psi
Fecha de Próxima Inspección (mm/dd/yyyy)	11/08/2019		

Certificación del Inspector

Nombre del Inspector Julio E. Abreu **#Licencia Inspector** PR OSHA C001

Dirección: PO Box 368 Juncos, P.R. 00777

Teléfono: (787) 734-6651

Certifico que a la fecha de inspección de este equipo estaba en condiciones seguras y cumpliendo con los requisitos del Reglamento 17 de PR OSHA.

Firma del Inspector: _____

ADMINISTRACIÓN DE SEGURIDAD Y SALUD OCUPACIONAL DE PUERTO RICO
Ave. Muñoz Rivera 505, Edificio Prudencio Rivera Martinez,
PO Box 195540 San Juan PR 00919-5540
T 787.754.2172 F 787.767.6051

PUERTO RICO OSHA

GOBIERNO DE PUERTO RICO

DEPARTAMENTO DEL TRABAJO Y RECURSOS HUMANOS

Reglamento 17 - Reglamento para Calderas y Recipientes a Presión

Certificado de Inspección:

☐ Caldera ☑ Recipiente a Presión

Este documento tiene que estar localizado en un lugar visible.

Nombre del Establecimiento	Hotel El Conquistador	**Teléfono**	787-641-8002
Persona de Contacto	Tropigas de Puerto Rico	**Puesto**	N/A
Dirección Física	Urb. Industrial Luchetti, Calle C Lote 30B Bayamon P.R.		
Dirección Postal	P.O. Box 70205 San Juan P.R. 00936-8205		

Fecha Última Inspección (mm/dd/yyyy)	**Fecha de Inspección** (mm/dd/yyyy)	**Fecha de Redacción** (mm/dd/yyyy)	**Hora de Llegada**	**Hora de Salida**
03/16/2016	11/08/2018	11/08/2018	8:00 AM	5:00 PM

Manufacturero	East Fabricator	**Núm. Identificación**	NB 2960
Presión de Diseño (psi)	250 psi @ 100 F	**Núm. de Control**	001-18-14198
Tipo de Combustible	N/A	**Año de Construcción**	1993
Tipo de Negocio	LPG Tanks	**Tipo de Caldera o Recipiente a Presión**	LPG Tank / Horizontal
Número Asignado por Patrono:	LPG Tank	**Cap. Caldera (lbs/hr)**	N/A
Reparaciones o Alteraciones	☐ Sí ☑ No	**Tamaño del Recipiente**	10,000 Gallons
Prueba Hidrostática	☐ Sí ☑ No	**Cap. Válvula Seguridad (lbs/hr):**	10,422 cfm air min
Trabajo realizado por :	N/A	**Presión de la Válvula de Seguridad (psi)**	250 psi
Fecha de Próxima Inspección (mm/dd/yyyy)	11/08/2019		

Certificación del Inspector

Nombre del Inspector Julio E. Abreu **#Licencia Inspector** PR OSHA C001

Dirección: PO Box 368 Juncos, P.R. 00777

Teléfono: (787) 734-6651

Certifico que a la fecha de inspección de este equipo estaba en condiciones seguras y cumpliendo con los requisitos del Reglamento 17 de PR OSHA.

Firma del Inspector: _____

ADMINISTRACIÓN DE SEGURIDAD Y SALUD OCUPACIONAL DE PUERTO RICO
Ave. Muñoz Rivera 505, Edificio Prudencio Rivera Martinez,
PO Box 195540 San Juan PR 00919-5540
T 787.754.2172 F 787.767.6051

PUERTO RICO OSHA

APPENDIX L

NRCS FARMLAND PROTECTION

Map—Farmland Classification (El Conquistador)

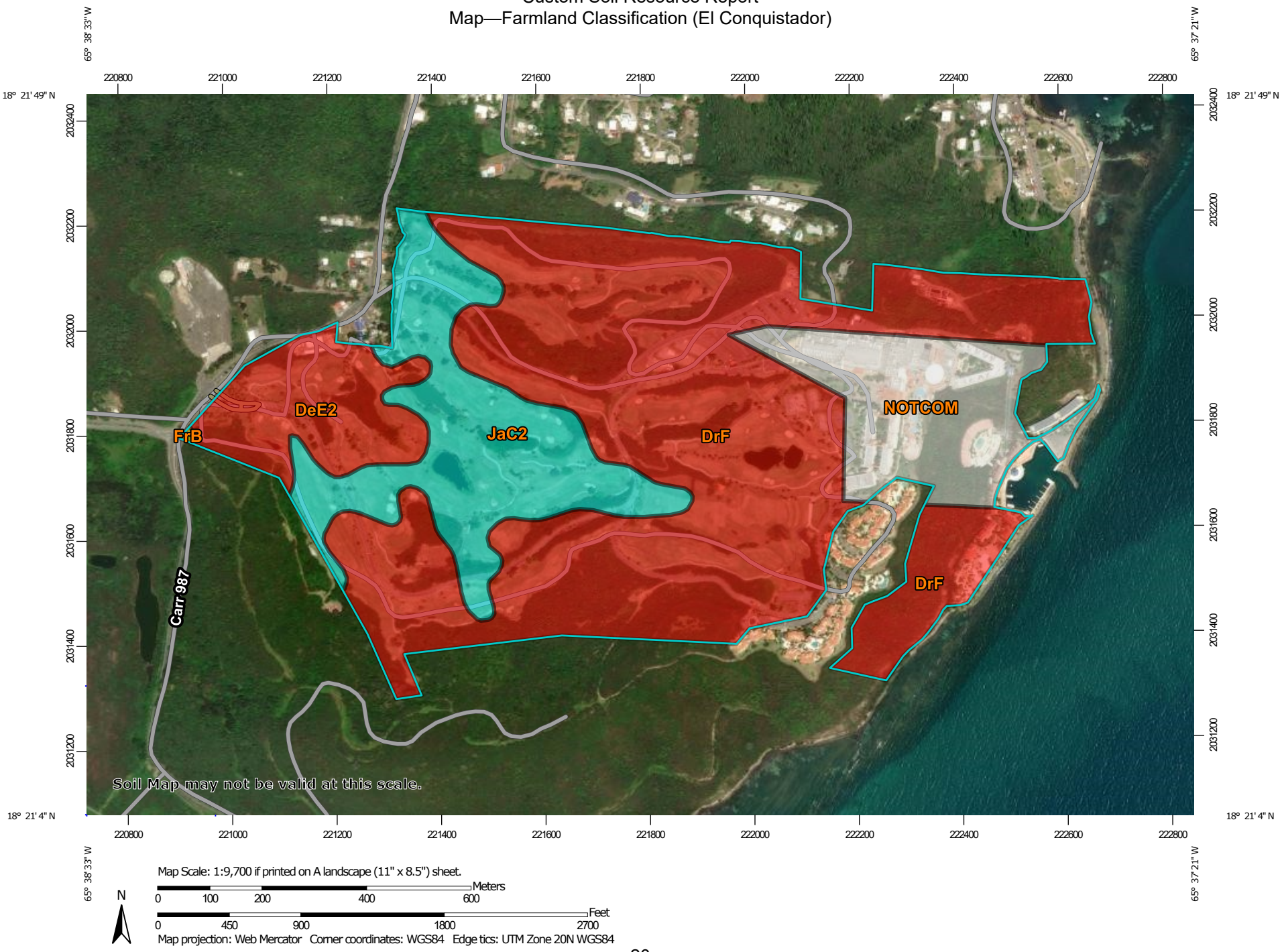

Map Scale: 1:9,700 if printed on A landscape (11" x 8.5") sheet.

N

Meters: 0 100 200 400 600

Feet: 0 450 900 1800 2700

Map projection: Web Mercator Corner coordinates: WGS84 Edge tics: UTM Zone 20N WGS84

APPENDIX M

SHPO HISTORIC PRESERVATION

REGISTRO NACIONAL DE LUGARES HISTORICOS
Oficina Estatal de Conservación Histórica
20 de noviembre de 2020

Clave -Designación común de la propiedad; {Nombre según aparece en la lista del Registro Nacional de Lugares Históricos en Washington, D.C.}; <Otro nombre o designación utilizada para identificar la propiedad>; Dirección; (Fecha de inclusión: día, mes, año); Código del Servicio de Información del Registro Nacional, NRIS.

Hacienda de Carlos Vassallo - <Casa Hacienda de Don Oscar Nevares; Hacienda de Río Nuevo>; Carretera Estatal #693; (22/MAR/89); 88001848.

Casa del Rey - <Casa de la Guardia de las Milicias; Parador; Cárcel Municipal; Casa Alonso; Casa Goenága>; Calle Méndez Vigo #292; (19/MAYO/89); 89000408.

Residencia Don Andrés Hernández - <Residencia de Don Modesto Hernández>; Calle Norte #196; (22/MAYO/89); 89000428.

Naufragio Antonio López - {SS Antonio López Shipwreck Site and Remains}; vecindad de Dorado; (09/FEB/94); 93001593.

FAJARDO, Municipio de

Faro de las Cabezas de San Juan - Localizado al noreste de Soroco; (22/OCT/81); 81000692.

Iglesia de Santiago Apóstol - {Church Santiago Apostol of Fajardo}; Localizado en la plaza del pueblo; (18/SEPT/84); 84003144.

Aduana de Fajardo - {U.S. Custom House}; Calle Unión, Puerto Real; (10/FEB/88); 88000077.

FLORIDA, Municipio de

Fábrica de Fomento De Luxe Florida- {De Luxe Florida} <De Luxe Caribe Inc.>; Carretera Estatal #642, kilómetro 11.1; (14/NOV/12); 12000935.

GUANICA, Municipio de

Faro de Guánica - Localizado al sur del pueblo de Guánica; (28/MAR/77); 77001549.

APPENDIX N

SOLE SOURCE AQUIFERS

SOURCE: Principal aquifers of Puerto Rico and the U.S. Virgin Islands (https://water.usgs.gov/lookup/getspatial?aquifers_pr)
APPENDIX GENERATED BY: CARIBE ENVIRONMENTAL SERVICES, INC.

ALL LOCATIONS ARE APPROXIMATE AND ARE ACCOMMODATED TO FIT THIS FIGURE

Caribe Environmental Services

ENVIRONMENTAL REVIEW FOR ACTIVITY/PROJECT THAT IS CATEGORICALLY EXCLUDED SUBJECT TO SECTION 58.5
PURSUANT TO 24-CFR PART 58.35(a)
EL CONQUISTADOR RESORT HOTEL
1000 EL CONQUISTADOR AVENUE
FAJARDO, PUERTO RICO

APPENDIX N
SAFE DRINKING WATER ACT OF 1974

PROJECT NO. 22-0012

APPENDIX O

US FISH AND WILDLIFE WETLANDS

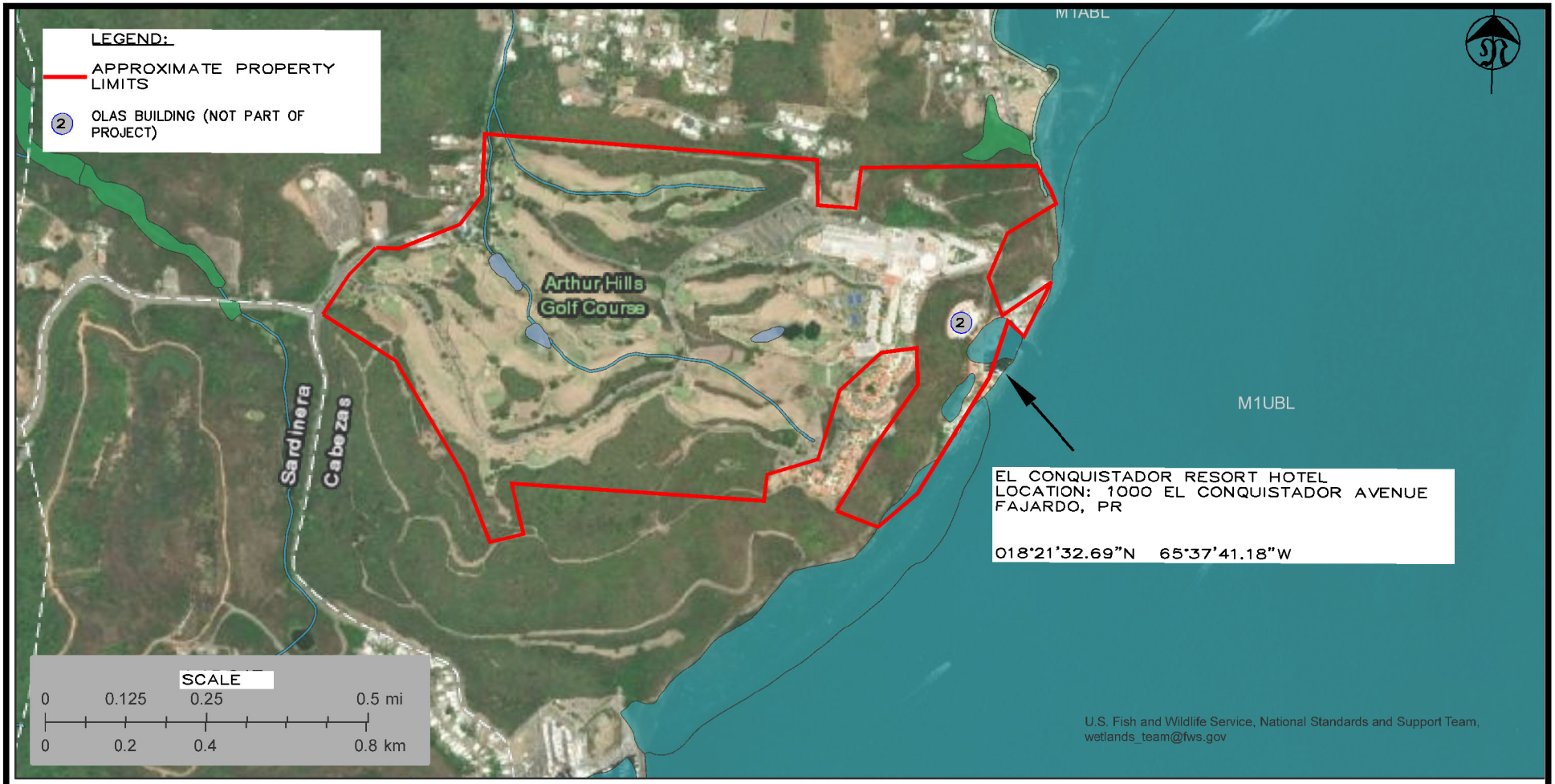

July 25, 2022

Wetlands

- Estuarine and Marine Deepwater
- Estuarine and Marine Wetland
- Freshwater Emergent Wetland
- Freshwater Forested/Shrub Wetland
- Freshwater Pond
- Lake
- Other
- Riverine

This map is for general reference only. The US Fish and Wildlife Service is not responsible for the accuracy or currentness of the base data shown on this map. All wetlands related data should be used in accordance with the layer metadata found on the Wetlands Mapper web site.

National Wetlands Inventory (NWI)
This page was produced by the NWI mapper

SOURCE: https://fwsprimary.wim.usgs.gov/wetlands/apps/wetlands-mapper/
APPENDIX GENERATED BY: CARIBE ENVIRONMENTAL SERVICES, INC.

ALL LOCATIONS ARE APPROXIMATE AND ARE ACCOMMODATED TO FIT THIS FIGURE

Caribe Environmental Services

ENVIRONMENTAL REVIEW FOR ACTIVITY/PROJECT THAT IS CATEGORICALLY EXCLUDED SUBJECT TO SECTION 58.5
PURSUANT TO 24-CFR PART 58.35(a)
EL CONQUISTADOR RESORT HOTEL
1000 EL CONQUISTADOR AVENUE
FAJARDO, PUERTO RICO

APPENDIX O
WETLANDS PROTECTION
EXECUTIVE ORDER 11990, SECTIONS 2&5

PROJECT NO. 22-0012

APPENDIX P

US NATIONAL WILD AND SCENIC RIVERS

PUERTO RICO

APPENDIX P

Wild & Scenic Rivers Act 1968

Puerto Rico has approximately 5,385 miles of river, of which 8.9 miles of three rivers are designated as wild & scenic—less than 2/10ths of 1% of the commonwealth's river miles.

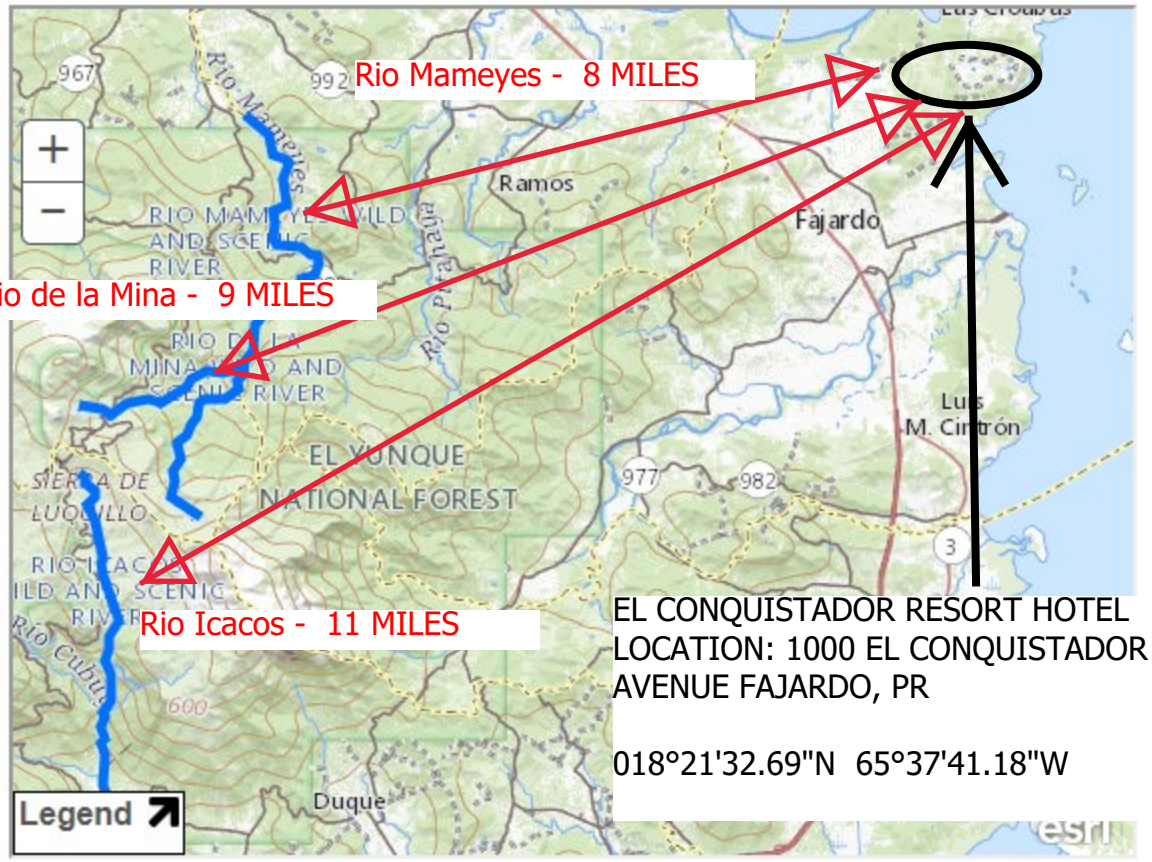

EL CONQUISTADOR RESORT HOTEL
LOCATION: 1000 EL CONQUISTADOR AVENUE FAJARDO, PR

018°21'32.69"N 65°37'41.18"W

+ View larger map

Rio de la Mina

Rio Icacos

Rio Mameyes

Choose A State Go

Choose A River Go

Dark and foreboding one minute, sun-drenched and exploding with color the next, tropical rivers span every mood.

APPENDIX R

COASTAL ZONE MAP

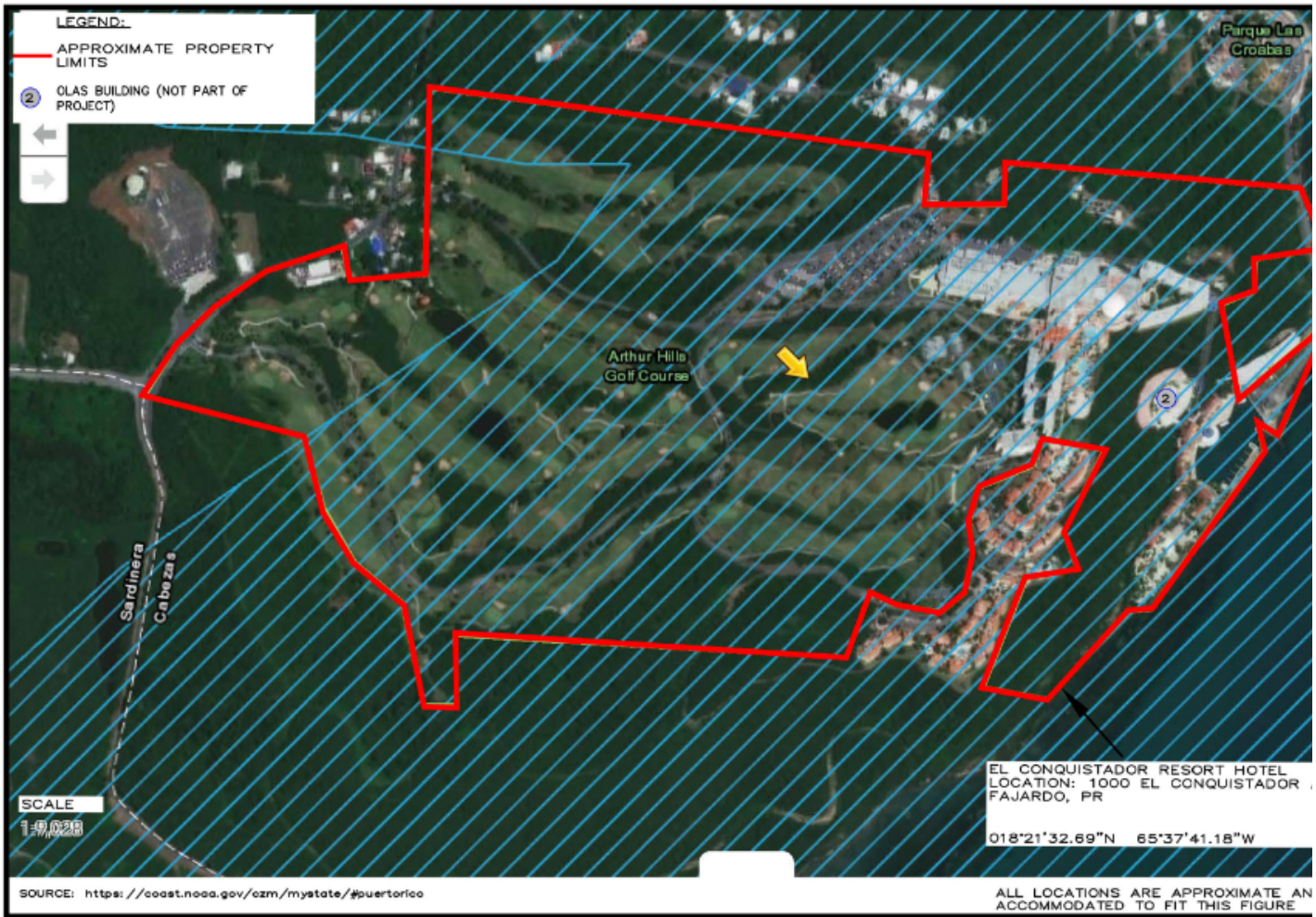
LEGEND:
APPROXIMATE PROPERTY LIMITS
OLAS BUILDING (NOT PART OF PROJECT)
Parque Las Croabas
Arthur Hills Golf Course
Sardinera
Cabezas
SCALE
1:9,028
EL CONQUISTADOR RESORT HOTEL
LOCATION: 1000 EL CONQUISTADOR
FAJARDO, PR
018°21'32.69"N 65°37'41.18"W
SOURCE: https://coast.noaa.gov/czm/mystate/#puertorico
ALL LOCATIONS ARE APPROXIMATE AN
ACCOMMODATED TO FIT THIS FIGURE
CES
Caribe Environmental Services
ENVIRONMENTAL REVIEW FOR ACTIVITY/PROJECT
THAT IS CATEGORICALLY EXCLUDED SUBJECT TO
SECTION 58.5
PURSUANT TO 24-CFR PART 58.35(a)
EL CONQUISTADOR RESORT HOTEL
1000 EL CONQUISTADOR AVENUE
FAJARDO, PUERTO RICO
APPENDIX R
COASTAL ZONE MANAGEMENT AR
PROJECT NO. 22-0012

APPENDIX S

RESPONSE FROM SHPO

GOVERNMENT OF PUERTO RICO
STATE HISTORIC PRESERVATION OFFICE
Executive Director I Carlos A. Rubio-Cancela I carubio@prshpo.pr.gov

Monday, November 7, 2022

Lauren Bair Poche
Historic Preservation Senior Manager
HORNE Puerto Rico
10000 Perkins Rowe, Suite 610 Bldg G
Baton Rouge, LA 70810

SHPO: 11-02-22-02 PR-IPG-000347, EL CONQUISTADOR HOTEL, 1000 AVENIDA EL CONQUISTADOR, FAJARDO, PUERTO RICO

Dear Ms. Poche,

The SHPO has received and reviewed the above referenced project in accordance with 54 USC 306108 (commonly known as Section 106 of the National Historic Preservation Act, as amended) and 36 CFR Part 800: *Protection of Historic Properties*. The State Historic Preservation Officer (SHPO) is to advise and assist federal agencies and other responsible entities when identifying historic properties, assessing effects upon them, and considering alternatives to avoid or reduce the project's effects.

Our records support your finding that the undertaking will have **no adverse effect** upon historic properties.

If you have any questions or comments regarding this matter or require our further assistance, do not hesitate to contact our Office.

Sincerely,

Carlos A. Rubio-Cancela
State Historic Preservation Officer

c. Juan C. Pérez Bofill, Director of Disaster Recovery, CDBG DR-MIT

CARC/GMO/SG

HORNE
Puerto Rico

November 2, 2022

Carlos A. Rubio Cancela
Director Ejecutivo
Oficina Estatal de Conservación Histórica
Cuartel de Ballajá (Tercer Piso)
San Juan, PR 00902-3935

Puerto Rico Disaster Recovery, CDBG-DR Investment Portfolio for Growth (IPG) Program

Section 106 NHPA Effect Determination Submittal for PR-IPG-000347, El Conquistador Hotel, 1000 Avenida El Conquistador, Fajardo, Puerto Rico – *No Adverse Effect*

Dear Architect Rubio Cancela,

On February 9, 2018, an allocation of Community Development Block Grant - Disaster Recovery (CDBG-DR) funds was approved by the United States Department of Housing and Urban Development (HUD) under the Federal Register Volume 83, No. 28, 83 FR 5844, to assist the Commonwealth of Puerto Rico in meeting unmet needs in the wake of Hurricanes Irma and Maria. On August 14, 2018, an additional $8.22 billion recovery allocation was allocated to Puerto Rico under the Federal Register Volume 83, No. 157, 83 FR 40314. With these funding allocations, the Puerto Rico Department of Housing (PRDOH) aims to lead a comprehensive and transparent recovery for the benefit of Puerto Rico residents. To faithfully comply with HUD's environmental requirements, the Puerto Rico Department of Housing contracted Horne Federal, LLC (HORNE) to provide environmental records review services that will support the Department's objectives for Puerto Rico Housing (PRDOH) regarding CDBG-DR.

The Investment Portfolio for Growth (IPG) Program seeks to alleviate the exacerbated economic effects of hurricanes Irma and Maria through large-scale development projects that are transformative in nature and create or retain Low-to-Moderate Income (LMI) jobs and cascading economic impacts. The IPG Program intends to award gap funding for large-scale commercial and industrial development for a broad-ranging set of economic revitalization initiatives. This may include but is not limited to the development or redevelopment of commercial, mixed-use and infrastructure projects through a significant investment to support local economy.

On behalf of PRDOH, and the subrecipient for this project, Royale Blue Hospitality LLC, we are submitting documentation for the renovations to the El Conquistador Hotel in the municipality of Fajardo. The full scope is described in the NHPA Effect Determination Form, which includes mapping and photographs. The construction timeline for the property and design drawings for the proposed project are also included to aid in your review. Based on the provided documentation prepared by SOI-qualified professionals Wanda Bogdel Figueroa, Aida Belén Rivera-Ruiz, and Tamara González Vega, the Program requests concurrence that a determination that “No Adverse Effect” is appropriate for this undertaking as the El Conquistador Hotel is eligible for listing in the National Register of Historic Places under Criteria A and C.

Please contact me by email at lauren.poche@horne.com or phone at 225-405-7676, or Ms. Sharon Meléndez Ortiz at sharon.melendez@hornepr.com with any questions or concerns.

Kindest regards,

Lauren Bair Poche
Architectural Historian, Historic Preservation Senior Manager
Enclosures

PUERTO RICO 2017 DISASTER RECOVERY, CDBG-DR PROGRAM INVESTMENT PORTFOLIO FOR GROWTH (IPG) PROGRAM Section 106 NHPA Effect Determination	GOVERNMENT OF PUERTO RICO DEPARTMENT OF HOUSING
Subrecipient: Royale Blue Hospitality LLC	
Program ID Number: PR-IPG-000347	
Project Name: El Conquistador Hotel	

Project Location: 1000 Avenida El Conquistador, Fajardo, 00738	
Project Coordinates: 18.359554294739684, -65.62821912358493	
TPID (Número de Catastro)**: 121-00-010-27**	
Type of Undertaking: ☒ Substantial Repair/Improvements ☐ New Construction	
Construction Date (AH est.):c. 1959	**Property Size** (acres)**: 237.874**

SOI-Qualified Architect/Architectural Historian: Wanda Bogdel Figueroa and Aida Belén Rivera-Ruiz
Date Reviewed: 10/26/2022
SOI-Qualified Archaeologist: Tamara González Vega
Date Reviewed: 08/31/2022

In compliance with Section 106 of the National Historic Preservation Act (NHPA), the Program is responsible for identifying historic properties listed in the National Register of Historic Places (NRHP) and any properties not listed that would be considered eligible for listing that are located within the geographic area of potential effects (APE) of the proposed project and assessing the potential effects of its undertakings on these historic properties.

Project Description (Undertaking)

The proposed undertaking for this property is the renovation of sixteen areas of the for El Conquistador Hotel Facilities in Fajardo Puerto Rico. From here on, the property will be referenced to as the Site, Subject Site, or Subject Property.

The areas which will be subject to this renovation are the following:

1.**303 "Hilton Standard Rooms" – Las Vistas**: (Wing 1;89 rooms, Construction 1957-1972, addition Wing 1, 1990's, Wing 2 1990's, renovations 1990's, early 2000 and 2019)-Las Vistas Building which consists of a basement and four and half floors that have 303 Guestrooms, public areas, passenger elevators, linen rooms, storage rooms, cistern room, telephone room, electrical room, service corridors and guest rooms corridor. The building was constructed in two phases: West wing and East wing. The buildings have an interior patio which has a courtyard with sidewalks, stairs, and an interior garden. The two wings are connected by a corridor in the middle. Approximately 49, 838 Sq. Ft. The area which will be object of the renovation is as follows:
-Basement 364'0" x 78'0" x 0
-1st Floor East Wing 383'0" x 70"0" x 0
-1st Floor West Wing 456'0"x 70'0"x 0

-2nd Floor East Wing 383'0"x 72'0"x 0
-2nd Floor West Wing 456'0" x 62'0" x 0
-3rd Floor East Wing 383'0" x 72'0" x 0
-3rd Floor West Wing 456'0" x 62'0" x 0
-4th Floor East Wing 383'0' x 72'0' x 0
-4th Floor West Wing 456'0" x 62'0"x 0
-5th Floor East Wing 383'0" x 72'0" x 0
-5th Floor West Wing 198'0' x 55'0" x 0
-6th Floor East Wing 182'0" x 72'0"x 0
-6th Floor West Wing 198'0" x 55'0" x 0

1.1 The renovation of this building consists of:

- Water proofing of the roof of the buildings, which was severely damaged by the passing of Hurricane Maria. Approximately 49, 838 Sq. Ft.
- All the electric conduits will remain as is, but all the wiring will be new. No conduits will be removed.
- New and efficient electric lamps will be installed replacing old ones.
- The information Technology System will be installed over the existing structure surface and will be covered with a chase of gypsum board. Also, where available, the existing conduits will be used.
- The Existing Fire Sprinkler System will be refurbished; and the pump the damaged pump system will be replaced with a new and more efficient equipment, all existing and missing sprinkler heads will be replaced, and the pipes will be assessed for code compliance. We will replace any damaged or non-compliance pipe with a new one equal or like the existing one.
- All the plumbing pipes for portable water will be replaced if necessary. Sanitary pipes will remain as is and reused.
- The new ceramic tile will be installed on the same existing concrete structure in the bathrooms and corridors where they were removed. On floors and walls. The approximately 68, 000.00 Sq. Ft.
- The bathrooms fixtures will be installed, with a more efficient fixtures; will be used. this includes the sink, water faucet, water toilet and bathroom shower faucets.
- New bathrooms cabinets vanities and closets will be installed.
- The damaged A/C units will be removed, and new A/C units will be installed. The drains and electrical conduits will be replaced for new ones. All the system will be installed in the existing A/C closet located in every guest room. No structural changes will be performed.
- All the wall surfaces will be repaired and sanded so they can be re-painted.
- New rugs carpets will be installed in every guest room. Approximately 80, 000 Sq. Ft.

- Glass Windows and Doors will be removed, and new windows will be installed r replaced with new ones that meets today's Building Codes requirements.
- Replacement of existing balcony railings with new ones that will follow the existing building code.
- Refurbishing of passenger's elevator's cabins.

2. - **" Hilton Standard Rooms" - La Marina La Marina Guest Rooms (69 rooms)** (Construction date 1990's, renovations early 2000's) which consist of the renovation of 69 Guest rooms located at La Marina of Hotel El Conquistador Resort. The areas which will be object of the renovation are:

-1st Floor Building "A" 204'0" x 59'0" x 0
-2nd Floor Building "A" 204'0' x 50'0" x 0
-2nd Floor Building "B" 110'0" x 79'0" x 0
-3rd Floor Building "A" 204'0" x 50'0" x 0
-3rd Floor Building "B" 110'0" x 79'0" x 0
-4t Floor Building "A" 204'0" x 50'0" x 0
-4th Floor Building "B" 110'0" x 79'0" x 0

2.1 In this Building the renovation consists of.

- All the electric conduits will remain as is, but all the wiring will be new. No conduits will be removed.
- New and efficient electric lamps will be installed replacing old ones.
- The information Technology System will be installed over the existing structure surface and will be covered with a chase of gypsum board. Also, where available, the existing conduits will be used.
- All the plumbing pipes for portable water will be replaced if necessary. Sanitary pipes will remain as is and reused.
- The new ceramic floor tile will be installed on the same existing concrete structure in the bathrooms and corridors where they were removed from.
- New ceramic wall tiles will be installed in the wet walls at the shower area.
- The bathrooms fixtures will be replaced with more efficient ones; these includes the sink, water faucet, water toilet and bathroom shower faucets. New bathrooms vanities and closets will be installed remove bathroom fixtures, cabinets and remove ceramic tiles. Install new A/C system, electrical system, IT system and plumbing fixtures. Glass windows will be changed.
- All the wall surfaces will be repaired and sanded so they can be re-painted.
- New carpets will be installed in every guest room.
- Glass Windows and Doors will be removed and replaced with new ones that meets today's Building Codes requirements.
- Replace existing carpet in the rooms.

- All the furniture will be change for new one. The renovation which is proposed in this building will not affect the structure of the building.
- In the La Marina lobby, a new overhang will be built to replace the broken canopies and to protect the guests from the rain.

3. **Main Lobby and Public Bathrooms:** (Construction date 1960, renovations 2000) The area which will be object of the renovation is as follows

- Building #1- Hotel Lobby 100'0 x 79'0" x 0.
- Building #1- Atrium 91'0" x 75'0" x 0.
- Main Lobby Shop Restrooms 41'0" x 22'0" x 0.
- Convention Center Restrooms 30'0" x 41'0" x 0

3.1 The renovations will consist of Refurbishing de the lamps, re-painting all the ceilings and walls in the main lobby.

- Main Reception area includes:
- Partial removal of existing white tile
- Refurbish existing millwork
- New wall accents
- Installation of new FF&E in Main Lobby

3.2 Complete renovation of the Public Bathrooms that consist of:

- Removal of existing floor tile and installation of a new tile
- Removal of all toilet partitions, water closets, and vanities
- Relocation of a few water closets for ADA Compliance
- Installation of new water efficient water closets
- Installation of new toilet partitions of material equal or like existing one
- Installation of new vanities, sinks, water faucets and soap dispensers
- Installation of new acoustical ceiling tiles and new more efficient lighting fixtures.

4. **SPA's renovations include (35,946 sf):** (Construction date; 1960, renovations 1994,1998). The area which will be object of this renovation is as follows:

– 1st Floor Level 210'0" x 135'0" x 0.
-2nd Floor Level 190'0" x 120'0" x 0.
-3rd Floor Level 190'0" x 110'0" x 0.

4.1 The renovations will consist of.

- Replacement of broken windows with new windows similar or equal to the broken one.
- Replacement of damaged acoustical ceilings and gypsum board ceilings
- Replacement of damaged rugs
- Refurbishing of existing Jacuzzis
- New interior paint
- Refurbishing of any damaged water closet, faucets, or sinks.

5. **Golf course renovation** (Construction date 1960's, renovations 1994,1998) 0.03 Sq Kilometers The sprinkler system of the golf course will be repaired. Repairs include the replacement of the existing damaged pumps with a new efficient one and a new control system, which will enhance the system by being more efficient than the original one to be replaced. The existing damaged sprinkler heads above ground will be replaced.0.03 Sq Kilometers

6. **Existing Restaurant Las Brisas**, located at the Main Pool level, consists of the renovation of commercial area of 10,317 sq. ft. The area which will be object of the renovation is 186'0" x 90"0"x0.The use will remain the same. (Construction date 1990's early 2000's)

6.1 The renovations work includes:

- Removal and replacement of existing floor tiles
- Removal of existing FF& E
- Removal and replacement of the original impacted window system. The new system will be equal or similar in style but in compliance with the existing building codes
- New electrical wiring through existing conduits
- New lighting fixtures and ceiling treatment in a combination of gypsum board and acoustical ceilings
- New Millwork and FF &E
- New kitchen equipment and bar equipment will be installed.
- New wall treatments, such as paints and wallpaper
- Refurbishing of the a/c and mechanical system

7. **Cigar Lounge (1,612 sf)** will be renovated as follows. The area object of the renovation is 72'0" x 23'0" x0. (Construction date 1960's, renovations, 1990's early 2000's)

7.1 The renovations work includes:

- Removal and replacement of existing floor tiles
- Removal of existing FF&E
- New electrical wiring through existing conduits
- New lighting fixtures and ceiling treatment in a combination of gypsum board and acoustical ceilings
- New Millwork and FF &E
- New bar equipment will be installed.
- New wall treatments, such as paints and wallpaper
- Refurbishing of the a/c and mechanical system

8. **Café Bella Vista at Plaza outside of Main Lobby** (The area which will be object of this renovation is 46'0" x 42'0" x 0. , 846 sf. (Construction date 1990's renovations, 1993, 2020)

- New canopies with new lighting will be built to replace existing awnings
- New bar finishes for countertop and bardie.
- Removal of existing broken pizza oven. Space underneath will be refurbished

9. **Virgen Burger at Lower Main Pool** (515 sf) The area which will be object of this renovation is 27'0" x 20'0" x 0. (Construction date 1990s, renovations, early 2000's)

- New canopy will be built to replace broken awning.
- New bar equipment and kitchen equipment will be installed
- New mechanical system will be installed in compliance with the existing building codes

10. **Stingray restaurant at La Marina (3,425 sf)** The area object of this renovation is 100'0" x 55'0" x 0. (Construction date 1990s, renovations, early 2000's)

- Replacement of existing floor finishes, wall finishes and ceiling treatment
- Installation of new energy efficient lighting fixtures
- Refurbish of existing kitchen equipment
- Refurbish the existing a/c system and the mechanical system for it to follow the existing building codes
- Replacement of broken windows and doors with one similar or equal to the existing ones, but in compliance with the existing building codes

11. **Atlantic Ballrooms** (Construction date 1990s, renovations, early 2005) renovation includes the installation of new carpets, 21, 318 sf approx.
The areas which will be object of this renovation are:
– Grand Atlantic Ball Room 294'0" x 191"0" x 0.
– Women Restroom 44'0" x 23'0" x 0.
- Men's Restroom 45'0: x 23'0" x 0.

12. **Caribbean Convention Center** (Construction date 1990s, renovations, early 2005) The renovation in this area includes the installation of new carpets 23, 726 sf approx. The area which will be object of this renovation is as follows Grand Caribbean Convention Center 264'0" x 143"0" x 0.

13. **Meeting Rooms in Convention Center** - (Construction date 1990s, renovations, early 2005) The renovation in this area includes, new hung ceilings, new energy efficient lighting fixtures, and new carpets. In 14, 860 sf approx. The Meetings Rooms measures are 196'0" x 40'0" and the Mezzanine Rooms dimensions area 196'0" x 45'0" x0.

14. **Back of the House**

The Areas to be renovated are.

– Men's Locker Room 81'0" x 90'0" x 0.-
-Women's Locker Room 46'0" x 46'0' x 0.
-Employees Cafeteria 80'0" x 51'0' x 0.
-Bathrooms 27'0" x 28'0" x 0.

14.1 The renovation in this area includes:

- Refurbish existing floor finishes and new wall paint at the corridors
- Employee's Locker Rooms will be totally remodeled with new floor finish, new lockers, and new wall finishes. Existing showers, vanities and toilets layout will remain as existing
- Employees Cafeteria renovations will include new floor finishes and new ceiling treatments. All existing FF&E will be replaced by new ones. Kitchen layout and kitchen equipment will remain as existing.

15. **Installation of Solar Panels:** (Wing 1;89 rooms, Construction 1957-1972, addition Wing 1, 1990's, Wing 2 1990's, renovations 1990's, early 2000 and 2019) The photovoltaic system referred to will be installed on the roofs of the Las Vistas Building. The plates will be anchored to the ceiling and will be in an area that cannot be seen. In one wing of the Building of the Views the plates will cover an area of 456' 0" long X 72" 0" wide and the depth is 0. In the opposite wing the plates will cover an area of 383' 0" long X 72 '0" wide and the depth is also 0.

16.**Asphalt Main Road, Landscaping Improvements, Main Gate Improvements.**

The proposed renovations are the paving over the existing 2" of asphalt of the main access, the parking area behind the Hotel and the loading and unloading area. No excavation will be done.

- The guardhouse will be cleaned and painted. Nothing is going to be demolished and no excavations are going to be conducted. The old A/C system will be removed to install a new A/C system. New lamps will be installed. The old pavers will be removed, and similar new ones will be installed.

All the renovations will be executed in a controlled manner. Since the Hotel will have guests visiting during the work hours of the sub-contractors will be performing the renovation work, cannot be excess noise and the traffic of the materials that will be installed in these areas must be done through the Back of the House. All materials will be received at the existing loading dock which is in the back of the Hotel.

All the materials used in the renovation must be moved through the corridors of the Back of the House of the Hotel that connect with the places where they will be used. On the other hand, the materials which are purchased for the renovation will be taken to our yard in Caguas where they will be placed and once, they are needed they will be picked up and taken to the Hotel for installation. The same procedure will be used by our sub-contractors. No construction equipment will be transiting in the premises of the Golf Course or the Hotel Buildings surroundings. To execute the renovation, no excavation will be performed, nor will any structures be demolished.

Area of Potential Effects

As defined in 36 CFR §800.16(d), the area of potential effects (APE) is the geographic area or areas within which an undertaking may directly or indirectly cause changes in the character or use of historic properties if any such properties exist. Based on this definition and the nature and scope of the Undertaking, the Program has determined that the direct APE for this project is includes the main hotel facility, the golf course, the property's undeveloped areas, and the parking located to the west of the hotel property. Also, we the proposed project consists of the renovation of the existing hotel facilities and that no new construction is proposed.

The total APE is 237,874 acres that conforms the total area of the Conquistador Resort Hotel Complex. Within this hotel complex, 16 areas were identified where the proposed project will have a direct and indirect impact. The proposed project does not contemplate any excavation, so the direct and indirect effects are minimal. The range of direct and indirect impact zone includes 16 areas; (1) 303 "Hilton Standard Rooms" – Las Vistas, (2) " Hilton Standard Rooms" - La Marina La Marina Guest Rooms, (3) Main Lobby and Public Bathrooms, (4) SPA, (5) Golf course, (6) Restaurant Las Brisas, (7) Cigar Lounge, (8) Café Bella Vista at Plaza outside of Main Lobby, (9) Virgen Burger at Lower Main Pool, (10) Stingray restaurant at La Marina, (11) Atlantic Ballrooms, (12) Caribbean Convention Center, (13) Meeting Rooms in Convention Center, (14) Back of the House, (15) Solar Panels, and (16) Asphalt Main Road, Landscaping Improvements, Main Gate Improvements.

Identification of Historic Properties - Archaeology

Existing information on previously identified historic properties has been reviewed to determine if any such properties are located within the APE of this undertaking. The review of this existing information was completed by a Program contracted Historic Preservation Specialist meeting the Secretary of the Interior's Professional Qualification Standards for Archaeology (36 CFR Part 61).

In the area, object of our study (Hotel El Conquistador), archaeologists Osvaldo García Goyco, Adalberto Maurás, Aramis Font and Juan Gonzalez have performed several archaeological studies, Phase IA, IB, II and Monitoring. These researchers found two sites with archaeological potential in the golf course, and pointed out others, which at this time have already been investigated or are preserved, such as those on Palomino Island. After the archaeological sites were detected, the ICP determined the need for a Phase II investigation (January -February 1991 CAT: FJ-91-03-02 OECH: 10-02-90-01), these investigations were able to establish the vertical and horizontal limits of the archaeological deposits ; two archaeological sites were identified Cabezas 1 (FO0100004, 62 x 30 meters)and 2 (FO0100005, 27 x 17 meters). In site FO0100004, they excavated 3 units of 1 x 1 meters, and determined that the material recovered were from the Taíno period (1,200 to 1,500 AD). Among the findings were pottery, stone axes, amulets, and spinning spindles. In FO0100005 the archaeologist excavated 2 units of 1 x 1 meters and 30 shovel wells. It was determined that the site was inferior in quality and quantity to FO0100004. They raised the possibility that Cabezas II was part of the periphery of the site.

García, Maurás and Font's team evaluated the Royal Harbor and Yacht Club project in which they found historical materials. They also postulated the existence of pre-Hispanic rest areas between Sardinera beach and Hotel El Conquistador. On the island of Palominos, they performed a Phase IA-1B and a Phase II. On this island they identified two "residuarios," one in Punta Águila and another which they called Playa Sur. These sites presented a large quantity of shells and in Playa Sur, the ceramic material was associated with the Cuevas style. In Punta Águila they found only the remnants of conch and burgaos; no ceramics, which may be indicative of a gathering and fishing site and not a settlement. Phase II was conducted in Playa Sur. It was determined that the sites dimensions were 185 x 100 meters.

Archaeologist Jesús Vega identified two areas with archaeological potential in Las Casitas II project (1991,2001). The archaeologist established that the deposit on the road that leads

to the project had been impacted and concentrated his efforts on the top of the mountain where he identified a small mound of 10 square meters with a depth of 12 to 15 cm and some material on the surface. In a meeting with the developers, archaeologist Vega and officials from the Archeology Program of the Institute of Puerto Rican Culture (ICP) decided an Archaeological Supervision. In the archaeology supervision, a rim associated with Taíno pottery and some ceramic, lithic, bivalve, and gastropod fragments were recovered. Vega maintains that this small residue is associated with the nearby deposits discovered by García Goyco. Finally in 2020, a Phase IA and an Archaeological Supervision were performed at Las Vistas. Both studies were negative for the presence of archaeological materials.

The project area is a hotel complex that began its construction in 1959, up to the present. During this period, it has undergone interventions at three times in the 1990s, early 2000s and in 2019. Within its grounds, several archaeological deposits have been identified, the most important being F0010004 and F001005, they are in a protected area of the golf course. To execute the renovation, no excavation will be performed, nor will any structures be demolished.

Identification of Historic Properties - Architecture

Existing information on previously identified historic properties has been reviewed to determine if any such properties are located within the APE of this undertaking. The review of this existing information, by a Program contracted Historic Preservation Specialist meeting the Secretary of the Interior's Professional Qualification Standards (36 CFR Part 61). Conquistador Resort is, undeniably, a significant district, eligible to the National Register of Historic Places under Criteria A and C. The Resort is associated with events that have made a significant contribution to the broad patterns of Puerto Rican history and embodies the distinctive characteristics of a type and period of construction. That said, districts seldom retain perfect integrity. And El Conquistador Resort, as any other historic district, comprises contributing and noncontributing components.

The National Register has defined seven aspects of historic integrity to determine "the authenticity of a property's historic identity, evidenced by the survival of physical characteristics that existed during the property's historic or prehistoric period." Location, design, setting, materials, workmanship, feeling and association have been listed for this purpose in order of importance. Applying these seven aspects of historic integrity to districts

is an ever-present challenge. We hold them to a lesser standard than individual properties. The National Register recognizes districts to be "united historically or aesthetically by plan or physical development," which is more often based on site planning and the exteriors of contributing resources. Additionally, the period of significance, which must be specified by the resource, may extend beyond the fifty-year end date, as its significance continues to this day.

Early planning for the resort began in 1953, followed by a five-year initial construction phase (1957-1962). The complex first opened in July 1962, a sound example of modernist architecture, majestically overlooking the sea from atop the 280-foot-high Punta Gorda, in Las Croabas, Fajardo. It was the tenth anniversary of the Commonwealth status and a time of fast paced economic development. President John F. Kennedy, in his message to then Governor Luis Muñoz Marín recognized "the achievements of the Puerto Rican people in this brief period have been remarkable… I speak for the people of the United States as well as their government in expressing my pride and pleasure at Puerto Rico's achievements." The island was often introduced as the "Showcase of America" and advertised as an idyllic destination in the US markets.

Since the 1960's the resort's history has closely mimicked the varying local economy. The first major expansion was in 1965. But the oil crisis of the mid 1970's significantly affected the local economy and the tourism industry. A dilapidated El Conquistador closed its doors in 1977. A brief intent to reopen in 1980 was unsuccessful. This was followed by two consecutive failed efforts to operate the facilities for a different use in 1981-82: a short-lived evangelical Christian mission, and a proposed meditation center and university by Maharishi International Caribbean.

Since, the resort has been the subject of numerous additions, demolitions, renovations, and upgrades. Major construction campaigns occurred in 1990-1994, 1998-2001, 2005-08, 2017, and 2019-22. El Conquistador reopened in 1993, closed in 2017 (affected by Hurricane Maria), and reopened in 2019. Interventions of years past did not consider the potential historic significance of the district. Therefore, interiors, finishes and visuals have been affected.

Determination

The project area is a hotel complex that began its construction in 1959, up to the present. During this period, it has undergone interventions at three times in the 1990s, early 2000s and in 2019. Within its grounds, several archaeological deposits have been identified, the most important being F0010004 and F001005, they are in a protected area of the golf course. To execute the renovation, no excavation will be performed, nor will any structures be demolished. Because of this, it is to be safely assumed that within the footprint of the existing buildings, and areas the potential to find archaeological resources with integrity is low.

In conclusion the site's potential for the presence of archaeological resources with stratigraphic integrity is minimal and the proposed renovation will not affect any of the identified archaeological/ historical resources. No Adverse Effect determination is appropriate for this project.

Contributing resources and period of significance:

Las Vistas (Cliff Top)	1962-present
Main Building (Core)	1962-present
Las Olas (Lanai Oceanfront Complex)	1962-present
Las Brisas (Sea View)	1965-present
Golf & Spa	1965-present
Heliport	1965-present
Main Building Expansion	1965-present
Cable Car	1965-present
La Marina & Beach Development	1965-present

Noncontributing components (all built between 1990 and 2008)

Harborside Village
New Cliff Top Building
New Tennis Center
New Convention Center
New Ballrooms
New Main Pool Area
Hilltop Villas
Waterpark
Main and remote parking

Three contributing resources will be affected by the proposed undertaking: (I) Las Vistas, (II) Main Building, and (III) Golf & Spa.

I. Las Vistas was inaugurated in 1962, and renovated in 1990-94, in 2005-08 and in 2019. The proposed project actions at Las Vistas will influence the original wing (as well as on the 1990's additions). The scope of work is an upgrade to the infrastructure, compliance updates, and renovated finishes. The work entails:
    1. Water-proofing the roof, which was severely damaged by the passing of Hurricane Maria. Approximately 49,838 Sq. Ft.
    2. Rewiring, using the existing conduits. No conduits will be removed.
    3. Replacement of lamps with energy efficient models.
    4. Installation of new Information Technology System over the existing structure surface and covered with a gypsum board chase. Also, where available, existing conduits will be used.
    5. Refurbishing of the existing Fire Sprinkler System, and replacement of the damaged pump system with a new and more efficient equipment. All existing and missing sprinkler heads will be replaced, and the pipes will be assessed for code compliance. In kind replacement of all damaged or non-compliance pipes.
    6. Replacement, as necessary, of potable water plumbing pipes. Sanitary pipes will remain and will be reused.
    7. Installation of new ceramic tiles will be installed on bathroom walls and floors, and on corridors, where they were previously removed. Approximately 68,000.00 Sq. Ft.
    8. Installation of new, more efficient, bathrooms fixtures, including sinks, water faucets, toilets, and shower faucets.
    9. Installation of new bathroom vanities, and guest room closets.
    10. Replacement of damaged A/C units will be removed.
    11. Replacement of drains and electrical conduits using the existing A/C closet located in every guest room. No structural changes will be performed.
    12. Repair, sanding, and painting of all wall surfaces.
    13. Installation of new carpets in every guest room. Approximately 80,000 Sq. Ft.
    14. In kind replacement of windows to meet current building code requirements.
    15. Replacement of existing balcony railings to meet current building code requirements.
    16. Refurbishing of passenger elevator cabins.
    17. Installation of solar panels.

II. The Main Building (formerly known as the Core) was inaugurated in 1962 and renovated in 1990-94. The proposed project actions at the Main Building will influence the (A) lobby, (B) lobby restrooms, and the (C) Cigar Lounge. The scope of work is an upgrade to the infrastructure, refurbishing of equipment's, and renovated finishes. The work entails:

(A) Lobby

1. Refurbishing the lamps.
2. Repainting all ceilings and walls.
3. Partial removal of existing white tiles.
4. Refurbishing existing millwork.
5. New wall accents.
6. New furniture, fixtures, and equipment.

(B) Public restrooms

1. Replacement of tiles.
2. Replacement of stall partitions and vanities.
3. New ADA compliant stalls.
4. Installation of water efficient toilets.
5. Installation of new sinks, water faucets and soap dispensers.
6. Installation of acoustical ceiling tiles and efficient lighting fixtures.

(C) Cigar Lounge

1. Replacement of existing floor tiles
2. New millwork, furniture, fixtures, and equipment.
3. New lighting fixtures and ceiling treatment.
4. New bar equipment.
5. New wall treatments, including paint and wallpaper.
6. Refurbishing of the air conditioning and full mechanical system.

III. The Golf & Spa dates to the 1965 expansion and was renovated in 1990-94 and again in 1998-2001. Proposed project actions will affect the (A) Golf and (B) Spa. The scope of work is an upgrade to the infrastructure, renovated finishes, refurbishing of equipment, and in-kind replacement of damaged features. The work entails:

(A) Gold course

1. Repairs to the golf course sprinkler system including the replacement of the existing damaged pumps with a new efficient one. This includes the installation of new, more efficient, control system. The existing damaged sprinkler heads above ground will be replaced.

(B) Spa

1. In kind replacement of broken windows.
2. Replacement of damaged acoustical tile and gypsum board ceilings.
3. Replacement of damaged carpet.
4. Refurbishing of existing Jacuzzis.
5. Interior paint finishing.

6. Refurbishing of damaged toilets, sinks and faucets.

Vast renovations have been conducted in El Conquistador Resort throughout five different efforts in 1990-1994, 1998-2001, 2005-08, 2017, and 2019-22. Interiors have been transformed; furniture, fixtures and equipment replaced; finishes substituted; infrastructure modernized; the golf course overhauled. Still, be it on satellite imagery, from driving past it, or admiring it from out at sea, El Conquistador Resort has a remarkable presence. Its location is intact; the clean geometry of its original buildings is an ode to modernist design; the setting is stunningly picturesque; the materials and workmanship have stood the test of good times, and bad; and any middle aged or older Puerto Rican, as well as any guest of the hotel, can attest to the aesthetic feeling and association to an optimistic time in the history of this Island. The complex, even if intervened and overbuilt, when compared to the original plan, still conveys an intense sense of place. El Conquistador Resort, as a district, is equal to none. The opposite of a non-place, there is no room for confusion when it comes to identifying this historic district.

We thus reiterate the complex's eligibility under Criteria A and C. Based on the results of the historic property identification efforts, the proposed undertaking's scope of work and the numerous previous interventions, it is our determination that the proposed project actions will not have an adverse effect on the contributing resources of this historic district.

PUERTO RICO 2017 DISASTER RECOVERY, CDBG-DR PROGRAM INVESTMENT PORTFOLIO FOR GROWTH (IPG) PROGRAM Section 106 NHPA Effect Determination	GOVERNMENT OF PUERTO RICO DEPARTMENT OF HOUSING
Subrecipient: Royale Blue Hospitality LLC	
Program ID Number: PR-IPG-000347	
Project Name: El Conquistador Hotel	

Recommendation *(Please keep on same page as SHPO Staff Section)*

The Puerto Rico Department of Housing requests that the Puerto Rico SHPO concur that the following determination is appropriate for the undertaking (Choose One):

☐ No Historic Properties Affected
☒ No Adverse Effect
Condition (if applicable):
☐ Adverse Effect
Proposed Resolution (if appliable)

This Section is to be Completed by SHPO Staff Only

The Puerto Rico State Historic Preservation Office has reviewed the above information and: ☐ **Concurs** with the information provided. ☐ **Does not concur** with the information provided.	
Comments:	
Carlos Rubio-Cancela State Historic Preservation Officer	Date:

Project (Parcel) Location – Area of Potential Effect Map (Aerial)

Project (Parcel) Location - Aerial Map

Project (Parcel) Location - USGS Topographic Map

El Conquistador Hotel Facilities in Fajardo Puerto Rico

8/30/2022
USA Topo Maps

1:18,056

0 0.2 0.4 0.8 mi
0 0.3 0.6 1.2 km

Copyright © 2013 National Geographic Society, i-cubed

Project (Parcel) Location – Soils Map

USDA Natural Resources Conservation Service

Web Soil Survey
National Cooperative Soil Survey

9/22/2022
Page 1 of 3

Project (Parcel) Location with Previous Investigations and Recorded Historic Properties - Aerial Map

Project (Parcel) Location with Previous Investigations and Recorded Historic Properties - USGS Topographic Map

9/22/2022

1:34,102

0 0.28 0.55 1.1 mi

0 0.42 0.85 1.7 km

Copyright:© 2013 National Geographic Society, i-cubed

Photograph Key



Photo #:1 **Date:** 25 July 2022	**Description (include direction):** General view, Las Vistas, interior looking North, doors detail.



Photo #:2 **Date:** 25 July 2022	**Description (include direction):** General view, Las Vistas, interior looking North, doors detail.



Photo #:3 **Date:** 25 July 2022	**Description (include direction): General view, Las Vistas, interior looking East**

Photo #:4 **Date:** 25 July 2022	**Description (include direction): General view, Las Vistas, interior looking East**

Photo #:5 **Date:** 25 July 2022	**Description (include direction):** General view, Las Vistas, interior looking East

Photo #:6 **Date:** 25 July 2022	**Description (include direction):** General view, Las Vistas, interior looking North



Photo #:7 **Date:** 25 July 2022	**Description (include direction):** General view, Las Vistas, interior looking East

Photo #:8 **Date:** 25 July 2022	**Description (include direction):** General view, SPA, looking North

Photo #:9	Description (include direction): General view, SPA, looking Northeast
Date: 25 July 2022	

Photo #:10	Description (include direction): General view, SPA, looking West
Date: 25 July 2022	

Photo #:10 **Date:** 25 July 2022	**Description (include direction):** General view, SPA, looking North

Photo #:11 **Date:** 25 July 2022	**Description (include direction):** General view, SPA, looking Northeast

Photo #:12 **Date:** 25 July 2022	**Description (include direction): General view, SPA, looking Northeast**

Photo #:13 **Date:** 25 July 2022	**Description (include direction): General view, Las Vistas, looking West**

Photo #:14 **Date:** 25 July 2022	**Description (include direction): General view, Las Vistas, looking West**

Photo #:16 **Date:25-July-2022**	**Description (include direction)General view, Las Vistas, looking North**

Photo #:17	Description (include direction): General view, Las Vistas, looking East
Date: 25-July-2022	

Photo #:18	Description (include direction): General view, Las Vistas, looking East
Date: 25 July 2022	

Photo #: 19 **Date: 25 July 2022**	**Description (include direction): General view, Las Vistas, looking South**

Photo #:20 **Date: 25 July 2022**	**Description (include direction): General view, Las Vistas, looking Southwest**

Photo #:21 **Date:** 25 July 2022	**Description (include direction): General view, Las Vistas, looking South**

Photo #:22 **Date:** 25 July 2022	**Description (include direction): General view, Las Vistas, looking North**

Photo #:23 **Date:** 25 July 2022	**Description (include direction): General view, Las Vistas, looking Southwest**

Photo #:24 **Date:** 25 July 2022	**Description (include direction): General view, Las Vistas, looking Southwest**

Photo #:25 **Date:** 25 July 2022	**Description (include direction): General view, Las Vistas, looking East**

Photo #:26 **Date:** 25 July 2022	**Description (include direction): General view, Las Vistas, looking South**

Photo #:27 **Date:** 25 July 2022	**Description (include direction): General view, Las Vistas, looking Southwest**

Photo #:28 **Date:** 25 July 2022	**Description (include direction): General view, Las Vistas, looking South**

Photo #:29 **Date:** 25 July 2022	**Description (include direction: General view, Las Vistas, looking South**

Photo #:30 **Date:** 25 July 2022	**Description (include direction): General view, Las Vistas, looking Southwest**

Photo #:31 **Date:** 25 July 2022	**Description (include direction): General view, Las Vistas, looking West**

Photo #:32 **Date:** 25 July 2022	**Description (include direction): General view, Las Vistas, looking Northwest**

Photo #:33	**Description (include direction): General view, looking Southeast**
Date: 25 July 2022	

Photo #:34	**Description (include direction): General view looking East**
Date: 25 July 2022	

Photo #:35 **Date:** 25 July 2022	**Description (include direction): General view looking Northeast**

Photo #:36 **Date:** 25 July 2022	**Description (include direction): General view looking Northeast**

Photo #:37 **Date:** 25 July 2022	**Description (include direction): General view looking Northeast**

Photo #:38 **Date:** 25 July 2022	**Description (include direction): General view looking North**

Photo #:39 **Date:** 25 July 2022	**Description (include direction):** General view, Las Vistas, looking West

Photo #:40 **Date:** 25 July 2022	**Description (include direction):** General view, Las Vistas, looking South

Photo #:41	**Description (include direction):** General view, Las Vistas, looking South
Date: 25 July 2022	

Photo #:42	**Description (include direction):** General view, interior Las Vistas, looking North
Date: 25 July 2022	

Photo #:43 **Date:** 25 July 2022	**Description (include direction):** General view, Las Vistas, interior second floor looking East

Photo #:44 **Date:** 25 July 2022	**Description (include direction):** General view, Las Vistas, interior looking west

Photo #:45 **Date:** 25 July 2022	**Description (include direction): General view, Las Vistas, looking North, green areas.**

Photo #:46 **Date:** 25 July 2022	**Description (include direction): General view, Las Vistas, looking Northeast, green areas.**



Photo #:47 **Date:** 25 July 2022	**Description (include direction):** General view, Swimming pool looking North

Photo #:48 **Date: :** 25 July 2022	**Description (include direction):** General view, Swimming pool looking West

Photo #:49 **Date:** 25 July 2022	**Description (include direction): General view, Swimming pool looking East.**



Photo #:50 **Date:** 25 July 2022	**Description (include direction): General view, Swimming pool looking West**



Photo #:51	**Description (include direction):** General view, Lobby, looking North
Date: 25 July 2022	

Photo #:52	**Description (include direction):** General view, Lobby, looking West
Date: 25 July 2022	

Photo #:53	**Description (include direction):** General view, Lobby, looking East
Date: 25 July 2022	

Photo #:54	**Description (include direction):** General view, Ballrooms, looking East
Date: 25 July 2022	

Photo #:55	**Description (include direction):** General view, Ballrooms, looking West
Date: 25 July 2022	



Photo #:56	**Description (include direction):** General view, Ballrooms, looking West
Date: 25 July 2022	



Photo #:57 **Date:** 25 July 2022	**Description (include direction): General view, Ballrooms, looking West**

Photo #:58 **Date:** 25 July 2022	**Description (include direction): General view, Ballrooms and Main Lobby, looking South**

Photo #:59 **Date:** 25 July 2022	**Description (include direction): General view, Ballrooms Main Lobby, looking North**



Photo #:60 **Date:** 25 July 2022	**Description (include direction): General view, Ballrooms Main Lobby, looking North**



Photo #:61 **Date:** 25 July 2022	**Description (include direction):** General view, Ballrooms, looking North

Photo #:62 **Date:** 25 July 2022	**Description (include direction):** General view, Ballrooms, looking East

Photo #:63	**Description (include direction):** General view, interior, looking East
Date: 25 July 2022	



Photo #:64	**Description (include direction):** General view, interior area restaurants and lobby looking North.
Date: 25 July 2022	



Photo #:65 **Date:** 25 July 2022	**Description (include direction): General view, interior area restaurants and lobby looking North.**

Photo #:66 **Date:** 25 July 2022	**Description (include direction): General view, interior area restaurants and lobby looking North.**



Photo #:67 **Date:** 25 July 2022	**Description (include direction):** General view, interior area restaurants and lobby looking North.

Photo #:68 **Date:** 25 July 2022	**Description (include direction):** General view, interior area restaurants and lobby looking Northwest



Photo #:69 **Date:** 25 July 2022	**Description (include direction): General view, interior area restaurants and lobby looking Northeast**

Photo #:70 **Date:** 25 July 2022	**Description (include direction): General view, interior area restaurants and lobby looking North.**

Photo #:71 **Date:** 25 July 2022	**Description (include direction):** General view, interior area restaurants and lobby looking Northwest

Photo #:72 **Date:** 25 July 2022	**Description (include direction):** General view, interior area restaurants and lobby looking Northeast



Photo #:73 **Date:** 25 July 2022	**Description (include direction):): General view, interior area restaurants and lobby looking Northeast**

Photo #:74 **Date:** 25 July 2022	**Description (include direction): General view, interior area restaurants and lobby looking Northeast**

Photo #:75 **Date:** 25 July 2022	**Description (include direction): General view, interior area restaurants and lobby looking North.**

Photo #:76 **Date:** 25 July 2022	**Description (include direction): General view, exterior area restaurants looking Northeast.**

Photo #:77 **Date:** 25 July 2022	**Description (include direction): General view, exterior area restaurant Stingray looking West**

Photo #:78 **Date:** 25 July 2022	**Description (include direction): General view, exterior area restaurant Stingray looking West**



Photo #:79 **Date:** 25 July 2022	**Description (include direction): General view, interior area restaurant Stingray looking Northwest**



Photo #:80 **Date:** 25 July 2022	**Description (include direction): General view, interior area restaurant Stingray looking North**

Photo #:81 **Date:** 25 July 2022	**Description (include direction): General view, interior area restaurant Stingray looking Southwest**

Photo #:82 **Date:** 25 July 2022	**Description (include direction): General view, interior area restaurant Stingray looking Northwest**

Photo #:83 **Date:** 25 July 2022	**Description (include direction): General view, interior area restaurant Stingray looking Northwest**



Photo #:84 **Date:** 25 July 2022	**Description (include direction): General view, exterior area restaurant Stingray looking Northwest**

Photo #:85 **Date:** 25 July 2022	**Description (include direction): General view, exterior area restaurant Stingray looking Northwest**



Photo #:86 **Date:** 25 July 2022	**Description (include direction): General view, exterior area restaurant Stingray looking South**

Construction Phases

El Conquistador Hotel

FASES DE CONSTRUCCIÓN

Hotel El Conquistador Resort
Fajardo, PR

1960

NUEVO

LA VISTA (CLIFF TOP) – ALA 1
"MAIN BUILDING" (CORE)
LAS OLAS (LANAI OCEANFRONT COMPLEX)
TELEFÉRICO
LAS BRISAS (SEA VIEW)
GOLF & SPA
"TENNIS COURT"
HELIPUERTO
"MAIN BUILDING EXPANSION"
FUNICULAR
LA MARINA & "BEACH DEVELOPMENT"

1970

1980

1990

NUEVO

HARBORSIDE VILLAGE
TENNIS CENTER
CONVENTION CENTER
MAIN POOL AREA
LA VISTA (CLIFF TOP) – ALA 2
LAS CASITAS (HILLTOP VILLAS) – FASE I
ESTACIONAMIENTO PRINCIPAL
ESTACIONAMIENTO REMOTO (EMPLEADOS)

RENOVACIÓN

LAS BRISAS (SEA VIEW)
LA VISTA (CLIFF TOP) – ALA 1 + ADICIÓN
LAS OLAS
MAIN CORE
CASINO
GOLF & COUNTRY CLUB
LA MARINA

1998-2001

NUEVO

LAS CASITAS - FASE II

2005-2008

NUEVO

WATERPARK
BALLROOMS EXPANSION

RENOVACIÓN

MARINA VILLAGE
LAS BRISAS
LAS VISTAS
LAS OLAS
MAIN POOL
FUNICULAR

2020

2022

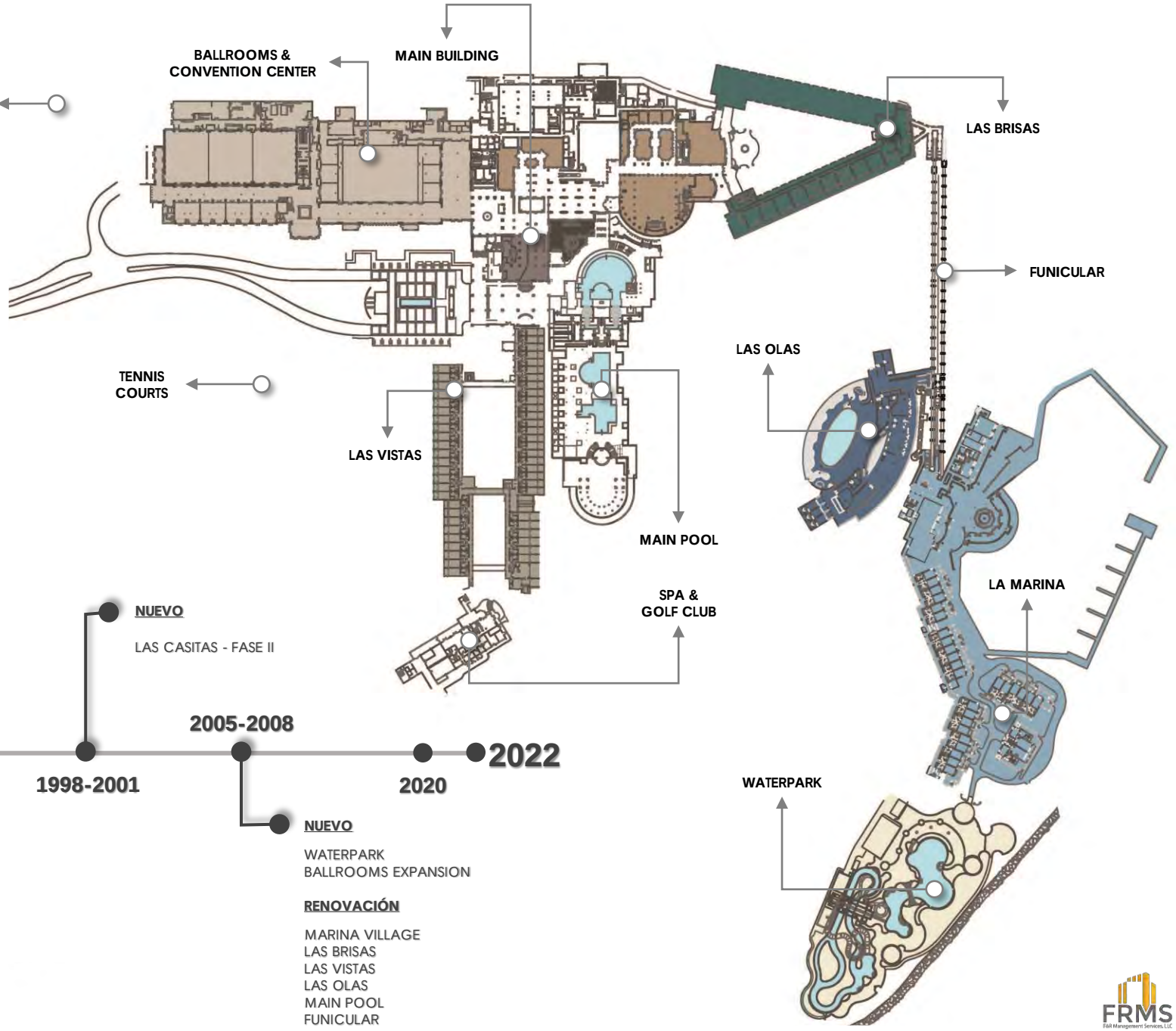

Design Plans

Undertaking Intervention Areas

FINISH SCHEDULE

Category: Carpet (SUPPLIED BY OWNER, INSTALLED BY GC)

CP-02 Issued	Zaccaria Associates Attn: Bob Zaccaria 356 Warren Avenue Siring, NJ 07660 USA T +1 908 580 0444 E bob@zaccaria-associates.com	**Guestroom Carpet** Model #: CM72512 Description: Custom guestroom carpet Pattern Repeat: 18"x18" Quality Reference: 1/10 Infinity 15 Pile Content: Solution dyed nylon Pile Weight: 34 oz.	

Category: Ceramic Tile (SUPPLIED AND INSTALLED BY GC)

TL-03 Issued 05/28/2021	Argenta Ceramica S.J. Carretera Viver-puerto de Burriana, KM 61 12540 Vila-real T: 964 324 003	**Guestroom balcony floor** Description: Kalksten Hammer - Unglazed Porcelain Stoneware Location: Refer to ID Drawings Color: Snow Finish: Matte Dimension: 24" x 24"	
TL-03A Issued 05/28/2021	Argenta Ceramica S.J. Carretera Viver-puerto de Burriana, KM 61 12540 Vila-real T: 964 324 003	**Guestroom balcony base** Description: Kalksten Hammer - Unglazed Porcelain Stoneware Location: Refer to ID Drawings Color: Snow Finish: Matte Dimension: H: 4"	
TL-05 Issued	Marble Systems Attn: ARDA DALKILIC 15 East 16th Street NEW YORK, NY, NY 10003 T 212 627 8300 E arda@marblesystems.com REVISE SPEC.	**Bathroom Accent Floor Tile** Description: Custom Printed Tile Location: Refer To ID Drawing Color: Custom Finish: Matte Dimension: ~~6"x6"~~ 10"x10" Thickness: 1/4"	
TL-06 Issued	Marble Systems Attn: ARDA DALKILIC 15 East 16th Street NEW YORK, NY, NY 10003 T 212 627 8300 E arda@marblesystems.com	**Bathtub and Shower Wall Tile** Location: Refer To ID Drawings Color: Camp Army Blue Glaze Finish: Glazed Dimension: 4"x 12" Grout: Mapei 65 Charcoal-Garnitura Thickness: 3/8"	
TL-07 Issued	Tile Bar-NY Attn: Elia Memoli 45 W. 21st Street New York, NY 10010 T 908 217 2375 E ella@tilebar.com	**Corridor Accent Floor Tile** Location: Refer To ID Drawings Color: Ventosa Dunaml Finish: Honed Dimension: 8.75" x 8.75" Thickness: 10 mm	
TL-08 Issued 05/28/2021	Argenta Ceramica S.J. Carretera Viver-puerto de Burriana, KM 61 12540 Vila-real T: 964 324 003	**Corridor floor** Description: Kalksten Hammer - Unglazed Porcelain Stoneware Location: Refer to ID Drawings Color: Snow Finish: Matte Dimension: 24" x 24"	
TL-08A Issued 05/28/2021	Argenta Ceramica S.J. Carretera Viver-puerto de Burriana, KM 61 12540 Vila-real T: 964 324 003	**Corridor base** Description: Kalksten Hammer - Unglazed Porcelain Stoneware Location: Refer to ID Drawings Color: Snow Finish: Matte Dimension: H: 6"	
TL-09 Issued	Porcelanosa - NY Attn: Sara Barsoom 200 Lexington Ave Suite 609 New York, NY 10016 USA T: +1 212 252 7370 E: sbarsoom@porcelanosa-usa.com	**Suite Shower Tile** Location: Refer to ID Drawings Color: Mediterranea Colpe Ocean Finish: Glazed Dimension: 3" x 12" Grout: 100236480 COLORSTUK MARFIL N Product Code: 100245699 Thickness: 13/16"	

Category: Glass (SUPPLIED AND INSTALLED BY GC)

GL-01 Issued	BY GENERAL CONTRACTOR	**Glass** Location: Refer To ID Drawings Finish: Clear Thickness: 1/4" Dimension: Refer to ID Drawings Model #: Low E Tempered	

Category: Metal (SUPPLIED AND INSTALLED BY GC)

MT-01 Issued PROVIDE A PLASTIC LAMINATE ALTERNATE	BY GENERAL CONTRACTOR	**Satin Bronze** Location: Refer To ID Drawings Finish: Satin Type: Bronze	
MT-02 Issued	BY GENERAL CONTRACTOR	**Stainless Steel** Location: Refer To ID Drawing Finish: Satin Type: Stainless Steel	
MT-03 Issued PROVIDE A PLASTIC LAMINATE ALTERNATE	BY GENERAL CONTRACTOR	**Brushed Brass** Location: Refer to ID Drawing Finish: Brushed Type: Brass	

Category: Paint (SUPPLIED AND INSTALLED BY GC)

PT-01 Issued 7/31/2020	SHERWIN- WILLIAMS Attn: Thomas Brummett 2200 w. Orangewood Ave. Suite 235 Orange CA 92868 T: 714-634-5700 x 117 E: Thomas.W.Brummett@sherwin.com	**Guestroom Ceiling** Location: Refer To ID Drawings Color: Extra White Finish: Flat Model #: SW7006	
PT-02 Issued 7/31/2020	SHERWIN- WILLIAMS Attn: Thomas Brummett 2200 w. Orangewood Ave. Suite 235 Orange CA 92868 T: 714-634-5700 x 117 E: Thomas.W.Brummett@sherwin.com	**Guest Bathroom Ceiling** Location: Refer To ID Drawings Color: Extra White Finish: Eggshel Model #: SW7006	
PT-03 Issued 7/31/2020	SHERWIN- WILLIAMS Attn: Thomas Brummett 2200 w. Orangewood Ave. Suite 235 Orange CA 92868 T: 714-634-5700 x 117 E: Thomas.W.Brummett@sherwin.com	**Guestroom Walls** Location: Refer to ID Drawings Color: Zurich White Finish: Eggshel Model #: SW7626	
PT-03A Issued 7/31/2020	SHERWIN- WILLIAMS Attn: Thomas Brummett 2200 w. Orangewood Ave. Suite 235 Orange CA 92868 T: 714-634-5700 x 117 E: Thomas.W.Brummett@sherwin.com	**Door & Grille Paint** Location: Refer to ID Drawings Color: Zurich White Finish: Semigloss Model #: SW7626	
PT-04 Issued 7/31/2020	SHERWIN- WILLIAMS Attn: Thomas Brummett 2200 w. Orangewood Ave. Suite 235 Orange CA 92868 T: 714-634-5700 x 117 E: Thomas.W.Brummett@sherwin.com	**Guest Bathroom Walls** Location: Refer To ID Drawings Color: Silverpointe Finish: Eggshel Model #: SW7653	
PT-07 Issued 6/1/2021	SHERWIN- WILLIAMS Attn: Thomas Brummett 2200 w. Orangewood Ave. Suite 235 Orange CA 92868 T: 714-634-5700 x 117 E: Thomas.W.Brummett@sherwin.com	**Guestroom doors** Location: Refer to ID Drawings Color: Clay Beige Finish: Semigloss Model #: S 3010 Y10R	
PT-09 Issued 7/31/2020	SHERWIN- WILLIAMS Attn: Thomas Brummett 2200 w. Orangewood Ave. Suite 235 Orange CA 92868 T: 714-634-5700 x 117 E: Thomas.W.Brummett@sherwin.com	**Corridor Walls** Location: Refer to ID Drawings Color: Zurich White Finish: Eggshel Model #: SW7626	
PT-10 Issued 7/31/2020	SHERWIN- WILLIAMS Attn: Thomas Brummett 2200 w. Orangewood Ave. Suite 235 Orange CA 92868 T: 714-634-5700 x 117 E: Thomas.W.Brummett@sherwin.com	**Corridor Ceiling** Location: Refer To ID Drawings Color: Alabaster Finish: Flat Model #: SW7008	
PT-11 Issued 7/31/2020	SHERWIN- WILLIAMS Attn: Thomas Brummett 2200 w. Orangewood Ave. Suite 235 Orange CA 92868 T: 714-634-5700 x 117 E: Thomas.W.Brummett@sherwin.com	**Corridor Shutters** Color: To be coordinated Finish: To be coordinated	
PT-12 Issued 7/31/2020	SHERWIN- WILLIAMS Attn: Thomas Brummett 2200 w. Orangewood Ave. Suite 235 Orange CA 92868 T: 714-634-5700 x 117 E: Thomas.W.Brummett@sherwin.com	**Guestroom Entry Door** Location: Refer to ID Drawings Color: Greenblack Finish: Semigloss Model #: SW6994	
PT-13 Issued	SHERWIN- WILLIAMS Attn: Thomas Brummett 2200 w. Orangewood Ave. Suite 235 Orange CA 92868 T: 714-634-5700 x 117 E: Thomas.W.Brummett@sherwin.com	**Suite Millwork** Location: Refer to ID Drawings Color: Sea Serpent Finish: Semigloss lacquer - Shop Painted Model #: SW7615	

Category: Stone (SUPPLIED AND INSTALLED BY GC)

ST-02 Issued 05/28/2021	BY GENERAL CONTRACTOR	**Bathroom Vanity Top** Location: Refer To ID Drawings Type: Quartz Finish: Polished Dimension: Refer To ID Drawings Model #: Sanno - White Carrara Thickness: 1 1/4"	
ST-04 Issued 05/28/2021	Marble Systems Attn: ARDA DALKILIC 15 East 16th Street NEW YORK, NY, NY 10003 T: 212 627 8300 E: arda@marblesystems.com	**QQ Minibar Stone Top Slab** Location: Refer To ID Drawings Type: Quartz Finish: Polished Dimension: Refer To ID Drawing Model #: Wisonart Via Augusta #Q4027 Thickness: 3/4"	
ST-05 Issued	Marble Systems Attn: ARDA DALKILIC 15 East 16th Street NEW YORK, NY, NY 10003 T 212 627 8300 E arda@marblesystems.com	**Stone Threshold** Location: Refer To ID Drawings Type: Marble - Diana Royal Finish: Honed Dimension: Refer To ID Drawings Color: Beige/Cream Thickness: 1 1/4"	
ST-06 Issued	Marble Systems Attn: ARDA DALKILIC 15 East 16th Street NEW YORK, NY, NY 10003 T 212 627 8300 E arda@marblesystems.com	**Guestroom Stone Floor Tile** Location: Refer To ID Drawings Type: Marble - Diana Royal Finish: Honed Dimension: 12" x 24" ;Refer To ID Drawing Color: Beige/Cream Thickness: 1/2"	→ SHOWER TILE ANTI-SLIP SEALANT AND/OR ALTERNATE TILE
ST-06A Issued	Marble Systems Attn: ARDA DALKILIC 15 East 16th Street NEW YORK, NY, NY 10003 T 212 627 8300 E arda@marblesystems.com	**Guestroom Stone Base Tile** Location: Refer To ID Drawings Type: Marble - Diana Royal Finish: Honed Dimension: 4"H ;Refer To ID Drawing Color: Beige/Cream Thickness: 1/2"	
ST-07 Issued	Marble Systems Attn: ARDA DALKILIC 15 East 16th Street NEW YORK, NY, NY 10003 T 212 627 8300 E arda@marblesystems.com	**Guestroom Stone Surround** Location: Refer To ID Drawings Type: Marble - Diana Royal Finish: Honed Dimension: Refer To ID Drawings Color: Beige/Cream Thickness: 1 1/4"	
ST-08 Issued	Stone Source - NY Attn: Jorgen Engensgaard 215 Park Avenue South New York, NY 10003 USA T: +1 212 979 6400 E: jorgen@stonesource.com	**Suite Vanity Top** Location: Refer To ID Drawings Type: Quartzite Finish: Polished Dimension: Refer to ID Drawings Model #: Aquasol Thickness: 1 1/4"	
ST-09 Issued	Stone Source - NY Attn: Jorgen Engensgaard 215 Park Avenue South New York, NY 10003 USA T: +1 212 979 6400 E: jorgen@stonesource.com	**Millwork Stone Top** Location: Refer to ID Drawings Type: Quartzite Finish: Polished Dimension: Refer to ID Drawings Model #: Snow - White Quartzite Thickness: 1 1/4"	
ST-10 Issued	Marble Systems Attn: ARDA DALKILIC 15 East 16th Street NEW YORK, NY, NY 10003 T: 212 627 8300 E: arda@marblesystems.com	**Suite Stone Wall Tile** Location: Refer to ID Drawings Type: Marble - Diana Royal Finish: Polished Dimension: 24" x 24" Color: Beige/Cream Thickness: 1/2"	

Category: Wallcovering (SUPPLIED AND INSTALLED BY GC)

WC-01 Issued	Philip Jeffries Ltd. Attn: Caitlin Kourfis 311 Route 46 Fairfield, NJ 07004 U.S.A. T: 973 575 5414 E: ckourfis@philipjeffries.com	**Mini Bar Back** Model #: 31020-1 Pattern: Custom Ellie's View on Vinyl Manila Hemp Color: 7151 printed on 7670 Micro Perforation: To Be Micro Perforated	

Category: Wood (SUPPLIED AND INSTALLED BY GC)

WD-03 Issued 05/28/2021	BY GENERAL CONTRACTOR	**Guest bathroom Vanity Millwork** Location: Refer To ID Drawings Type: Lamitech Laminate Finish: Savannah Oak Ebony #1538	
WD-04 Issued 05/28/2021	BY GENERAL CONTRACTOR	**Guestroom Minibar** Location: Refer to ID Drawings Type: Merino Laminate Finish: Laurel Oak Wave #14543	
WD-07 Issued	BY GENERAL CONTRACTOR	**Suite Bathroom Vanity Millwork** Location: Refer to ID Drawings Species: White Oak Cut: Rotawn Finish: Wirebrussed Matte Thickness: 3/4"	
WD-08 Issued	BY GENERAL CONTRACTOR	**Suite Kitchen Shelves** Description: Guest Suites Shelves Location: Refer to ID Drawings Species: European Oak Finish: Medium Stain	

Category: Special Finishes (SUPPLIED AND INSTALLED BY GC)

WD-05 Issued 05/28/2021	BY GENERAL CONTRACTOR	**Guestroom base and Closet** Location: Refer To ID Drawings Type: Lamitech Laminate Finish: Savannah Oak Wheat #1522	

Copyright © 2011 WATG. All rights reserved.

2/28/2022 5:02:43 PM
The original size of this drawing is 30"x42"

Wimberly INTERIORS
a design studio of WATG
strategy planning architecture landscape interiors
new york | NY | 212 274 2626 watg.com

ROYAL BLUE HOSPITALITY, LLC
PO BOX 9832
SAN JUAN, PR 00908
PUERTO RICO

no.	date	Revision 1 Issue
1	Date 1	

EL CONQUISTADOR RESORT
1000 EL CONQUISTADOR AVENUE
FAJARDO, PR 00738-3711
PUERTO RICO

90% CD SET - LAS VISTAS GUEST SUITE | FEBRUARY 28, 2022 |

BUILDING #2 LAS VISTAS (LV) - GUESTROOM FINISH SCHEDULE

project no. 195056 date 02/28/22

drawn by Checker
checked by Author

B2

I-003

GUESTROOM HARDWARE SCHEDULE

Furnished and Installed by GC

HA-A1	Assa Abloy	**Guestroom Entry Door Lever** Model #: Classic RFID - ANSI DB Lockcase 4 switch Finish: Black Dimensions: Overall. 11.515'H x 3.07' W. Lockcase width: 1.26'	
HA-A2	Assa Abloy	**Guestroom Bathroom Door** Model #: VingCard Signature Mechanical Lock Signature 565 Bathroom lock Type: Latch and deadbolt Finish: Satin Chrome Handle: Straight	
HA-A3	Assa Abloy	**Guestroom Mech Closet Door** Model #: VingCard Signature Mechanical Lock Signature 1001 Type: Passage latch Finish: Satin Chrome Handle: Straight	
HA-A4	Assa Abloy	**Guestroom Connecting Door** Model #: VingCard Signature Mechanical Lock Signature 1021 Interconnecting Type: Latch and deadbolt Finish: Satin Chrome Handle: Straight	
HA-B1	Schlage T. 888-805-9837 E. consumerschlage@allegion.com	**Door Hinge** Location: Refer To ID Drawings Model #: 1020-619 4" Square Hinge Material: Steel Finish: Satin Nickel	
HA-B2	Rixson by Assa Abloy	**Pivot Closet Door Hinge** Location: Refer To ID Drawings Model #: Center Hung #176 Door Size: Up to 3'x8' Weight: Up to 150 lbs Door Thickness: 1-3/8" to 1-3/4" Top pivot included	
HA-B3	CR Laurence Co. Inc.	**Glass Door Hinge** Location: Refer to ID Drawings Model #: MEL044CH Wall Mount with Offset Plate Melbourne Hinge Door Thickness: 1/2", 3/8", 5/16" Tempered Glass	
HA-C1	Schlage T. 888-805-9837 E. consumerschlage@allegion.com PROVIDE THE APPROVED SPEC.	**Door Stop** Location: Refer to ID Drawings Model #: 61-619 Material: Solid Brass Finish: Satin Nickel	
HA-D1	Schlage T. 888-805-9837 E. consumerschlage@allegion.com	**Door Viewer with Cover** Location: Refer to ID Drawings Model #: 618-619 190 Degree Wide Angle: View Cover #870-311-619 Material: Solid Brass Finish: Satin Nickel	
HA-D2	Pemko by Assa Abloy	**Door Perimeter Gasketing** Location: Refer to ID Drawings Model #: Combo Fire/Smoke Adhesive Perimeter Gasketing HS32000x588 Color: Clear	
HA-D3	Pemko by Assa Abloy	**Door Bottom Sweep** Location: Refer to ID Drawings Model #: Brush Gasketing: 90 Degree Aluminum Retainer 19041_58 Color: Clear Anodized Aluminum	
HA-D4	CR Laurence Co. Inc.	**Glass Door Bottom Sweep** Location: Refer To ID Drawings Model #: F14WS CRL Dual Durometer PVC Seal and Wipe Door Thickness: 1/4" Monolithic Tempered Glass	
HA-D5	CR Laurence Co. Inc.	**Glass Door Magnetic Catch Channel** Location: Refer To ID Drawings Model #: FM88 CRL 45 Degree RH Magnetic Profile for Glass-to-Glass Door Thickness: 1/4" to 5/16" Monolithic Tempered Glass	
HA-D6	Rockwood by Assa Abloy	**Door Guard** Location: Refer To ID Drawings Model #: Rockwood 603 - Door Guard Material: Cast Aluminum Finish: DCFM (Dull Chrome)	
HA-D7	Rockwood by Assa Abloy	**Door Magnetic Catch** Location: Refer To ID Drawings Model #: Rockwood 900 - Heavy Duty Magnetic Catch Material: Aluminum Finish: ALM (Natural Aluminum)	

GUESTROOM HARDWARE SCHEDULE (con't)

HA-E1	OMNIA	**QQ Closet Flush Pull** Location: Refer To ID Drawings Model #: 7037/0 Traditional Rectangular Flush Cup Finish: US15 Satin Nickel Plated, Lacquered	
HA-E2	Sun Valley Bronze	**Ring Closet Pull** Location: Refer To ID Drawings Model #: GH-228T Finish: Polished White Bronze	
HA-E3	CR Laurence Co. Inc.	**Glass Door Pull / Towel Bar** Location: Refer To ID Drawings Model #: SQ8X18CH Material: 3/4" Brass Tubing Finish: Polished Chrome	
HA-E4	Restoration Hardware	**Ring Vanity Pull** Location: Refer To ID Drawings Model #: Asbury Knob Material: Solid Brass Finish: Satin Nickel	
HA-F1 PROVIDE APPROVED SPEC.	CR Laurence Co. Inc.	**Glass Fixed Panel Wall Bracket** Location: Refer To ID Drawings Model #: ME905CH CRL Polished Chrome Melbourne Series Wall Mount Bracket Glass Thickness Range: 5/16" to 1/2" Color: Polished Chrome KWB11010	
HA-G2	Pemko by Assa Abloy	**Sliding Door Track System** Location: Refer To ID Drawings Model #: Pemko Bypass Track Series 1-3/4" Thick Doors Overhead Mount (HBP200A/S4') Track Length: Custom cut to 4'-8" opening (VJF) Finish: Clear Anodized Aluminum Track	

GUESTROOM PLUMBING FIXTURE SCHEDULE

ITEM #	SOURCE/ MFG	ITEM NAME	SWATCH
Category: Plumbing Fixtures			
FF-A1 Issued	Kohler NY Attn: Lara Garahan 444 Highland Drive Mail Stop 419 Kohler, WI 53044 United States E lara.garahan@kohler.com	**Bathroom Lavatory** Model #: Caxton Rectangle K -20000 Finish: 0 White Dimension: 17-5/8" L x 13-1/8"	
FF-B1 Issued	Hansgrohe Attn: Sandra Tobar 29 Ninth Ave Meatpacking District New York , NY 10014 E sandra.tobar@hansgrohe.com	**Bathroom Faucet** Model #: 71533001 Finish: Polished Chrome Dimension: 8 7/8 H x 10 7/8"W	
FF-C1 Revised 6/4/2021	Kohler NY Attn: Lara Garahan 444 Highland Drive Mail Stop 419 Kohler, WI 53044 United States E: lara.garahan@kohler.com	**Shower Column** Model #: K-76474-CP Finish: Polished Chrome Dimensions: 29"H x 8" W x 22" D Valve: K-P8304 KS Valve Trim: K-1574042-4-CP	
FF-C2 Revised 6/4/2021	Kohler NY Attn: Lara Garahan 444 Highland Drive Mail Stop 419 Kohler, WI 53044 United States E: lara.garahan@kohler.com	**Tub/ Shower Set** Model #: K-98061 Description: Awaken G90 Sidebar, 2.0 GPM Finish: Chrome Bath Spout: K-45133 Shower Trim: K-1597077-4 Transfer Valve: K-197091-4	
FF-D1 Issued 7/31/2020	Kohler NY Attn: Lara Garahan 444 Highland Drive Mail Stop 419 Kohler, WI 53044 United States E: lara.garahan@kohler.com	**Toilet** Model #: K-3946-0 Finish: #0 White Dimension: 16 5/16"W x 28 7/16"H x 28 9/16"D	
FF-E1 Revised 6/4/2021	Ferguson Facilities Supply Attn: Dean Armstrong T: 909-465-1288 E: dean.armstrong@ferguson.com	**Shower Floor Drain** Model #: A37087 Description: QUARTz Plus Line Finish: Stainless Steel	
FF-F1 Revised 6/4/2021	Kohler NY Attn: Lara Garahan 444 Highland Drive Mail Stop 419 Kohler, WI 53044 United States E lara.garahan@kohler.com	**Drop-In Tub** Model #: K-850-0 Description: Tea-for-Two Drop-in Bath Finish: 0 White Dimension: 60" L x 3\6" W x 18 1/4" H	

FRM TO SEND AN ALTERNATE FOR REVIEW AND APPROVAL.

GUESTROOM BATHROOM ACCESSORY SCHEDULE

Category: Bath Accessories ALL MUST HAVE SAME FINISH

BA-A1 Revised 5/27/2021	Hansgrohe Attn: Sandra Tobar 29 Ninth Ave Meatpacking District New York , NY 10014 E sandra.tobar@hansgrohe.com	**Toilet Paper Holder** Model #: 41726000 Finish: Chrome Dimension: 5 7/8 W x 3"D	
BA-A2 Revised 5/27/2021	Hansgrohe Attn: Sandra Tobar 29 Ninth Ave Meatpacking District New York , NY 10014 E sandra.tobar@hansgrohe.com	**Spare Toilet Paper Holder** Model #: 40517000 Finish: Chrome Dimension: 6"H x 3 1/8"D x 2 1/2" W	
BA-B1 Revised 5/27/2021	Hansgrohe Attn: Sandra Tobar 29 Ninth Ave Meatpacking District New York , NY 10014 E sandra.tobar@hansgrohe.com	**Towel Bar** Model #: 41716000 Finish: Chrome Dimension: 25 3/8"W x 2 7/8"D	
BA-C1 Revised 5/27/2021	Hansgrohe Attn: Sandra Tobar 29 Ninth Ave Meatpacking District New York , NY 10014 E sandra.tobar@hansgrohe.com	**Robe Hook** Model #: 41725000 Finish: Chrome Dimension: 4 1/8" W x 3"D x 2 1/8"H	
BA-E1 Revised 5/27/2021	Bradley Corp PO Box 309 Menomonee Falls, WI 53051 T: 800-272-3539 E: international@bradleycorp.com	**Grab Bar 18"** Model #: 812-00-18 812-00-36 Finish: Satin Stainless Steel Dimension: 18" (458mm). 1-1/2" (38mm) diameter tubing	
BA-E2 Revised 5/27/2021	Bradley Corp PO Box 309 Menomonee Falls, WI 53051 T: 800-272-3539 E: international@bradleycorp.com	**Grab Bar 24"** Model #: 812-00-24 812-00-36 Finish: Satin Stainless Steel Dimension: 24" (610mm). 1-1/2" (38mm) diameter tubing	
BA-E3 Revised 5/27/2021	Bradley Corp PO Box 309 Menomonee Falls, WI 53051 T: 800-272-3539 E: international@bradleycorp.com	**Grab Bar 36"** Model #: 812-00-36 812-00-36 Finish: Satin Stainless Steel Dimension: 36" (915mm). 1-1/2" (38mm) diameter tubing	
BA-E4 Revised 5/27/2021	Bradley Corp PO Box 309 Menomonee Falls, WI 53051 T: 800-272-3539 E: international@bradleycorp.com	**Grab Bar 42"** Model #: 812-00-42 812-00-36 Finish: Satin Stainless Steel Dimension: 42" (1067mm). 1-1/2" (38mm) diameter tubing	

Wimberly INTERIORS
a design studio of WATG
strategy planning architecture landscape interiors
new york | NY | 212 274 2626 watg.com

ROYAL BLUE HOSPITALITY, LLC
PO BOX 9832
SAN JUAN, PR 00908
PUERTO RICO

EL CONQUISTADOR RESORT
1000 EL CONQUISTADOR AVENUE
FAJARDO, PR 00738-3711
PUERTO RICO

BUILDING #2 LAS VISTAS (LV) - GUESTROOM HARDWARE, PLUBMING, BATHROOM ACC. SHEDULES

project no. 195056 date 02/28/22

B2

I-005

90% CD SET - LAS VISTAS GUEST SUITE | FEBRUARY 28, 2022 |

2/24/2022 5:03:44 PM
The original size of this drawing is 30"x42"
Copyright © 2011 WATG. All rights reserved.

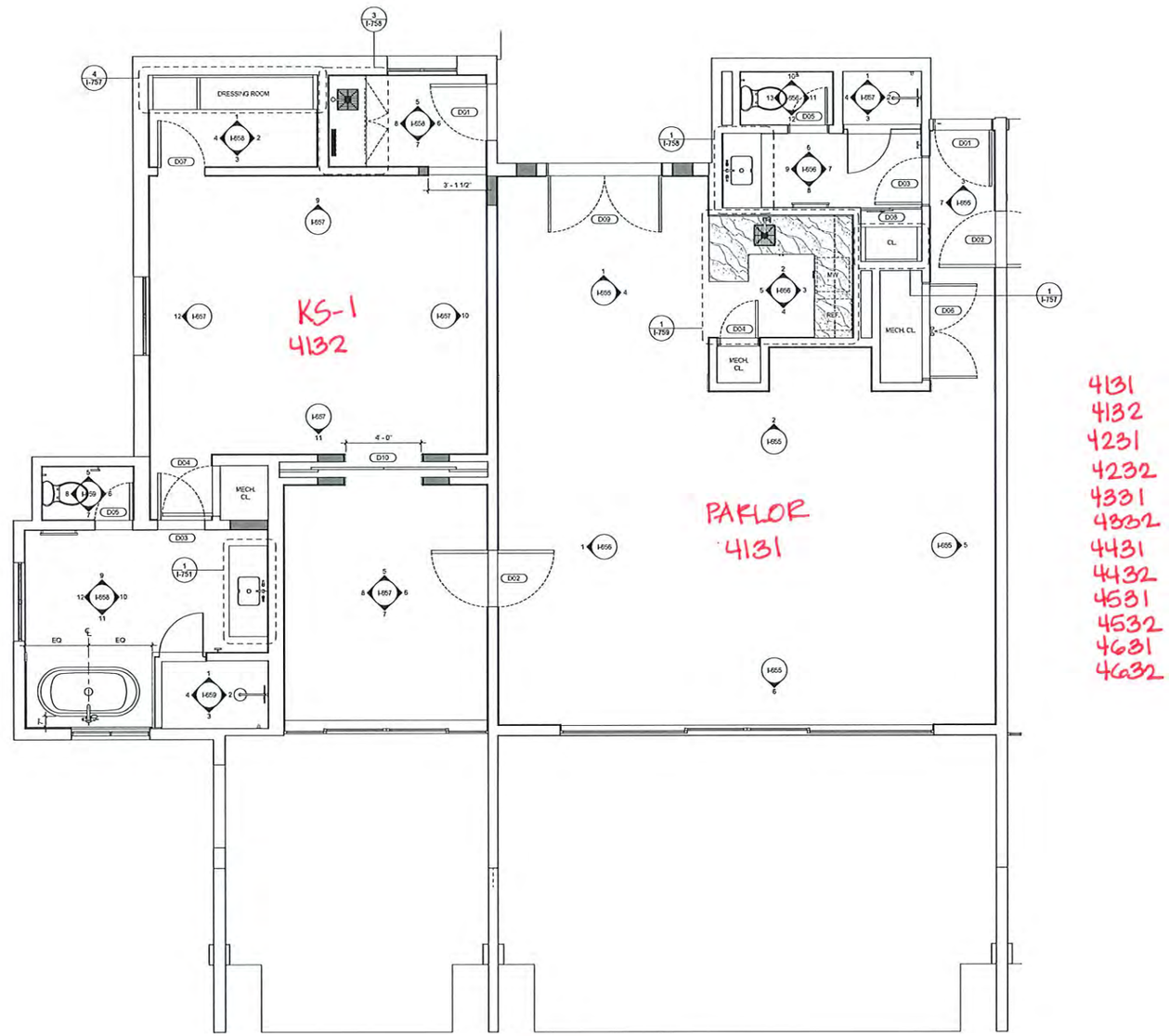

4131
4132
4231
4232
4331
4332
4431
4432
4531
4532
4631
4632

GUESTROOM TYPE KS-1
ROOM NUMBER
4132
4132 4232
4132 4332
4132 44
4132 45
4132 46
4132
4132
4232
4332
4432
4532
4632

TOTAL ROOMS: 13

REVISE TABLE

1 LAS VISTAS GUESTROOM KS-1 KEY PLAN

3/8" = 1'-0"

2/28/2022 5:07:47 PM
The original size of this drawing is 30"x42"
Copyright © 2011 WATG. All rights reserved.

Wimberly INTERIORS
a design studio of WATG
strategy planning architecture landscape interiors
new york | NY | 212 274 2626 watg.com

ROYAL BLUE HOSPITALITY, LLC
PO BOX 9832
SAN JUAN, PR 00908
PUERTO RICO

90% CD SET - LAS VISTAS GUEST SUITE | FEBRUARY 28, 2022 |

no. date issue

EL CONQUISTADOR RESORT
1000 EL CONQUISTADOR AVENUE
FAJARDO, PR 00738-3711
PUERTO RICO

BUILDING #2 LAS VISTAS (LV) - ENLARGED GUEST SUITE KEY PLAN

project no. 195056 date 02/28/22

drawn by Checker
reviewed by Author

B2

I-157

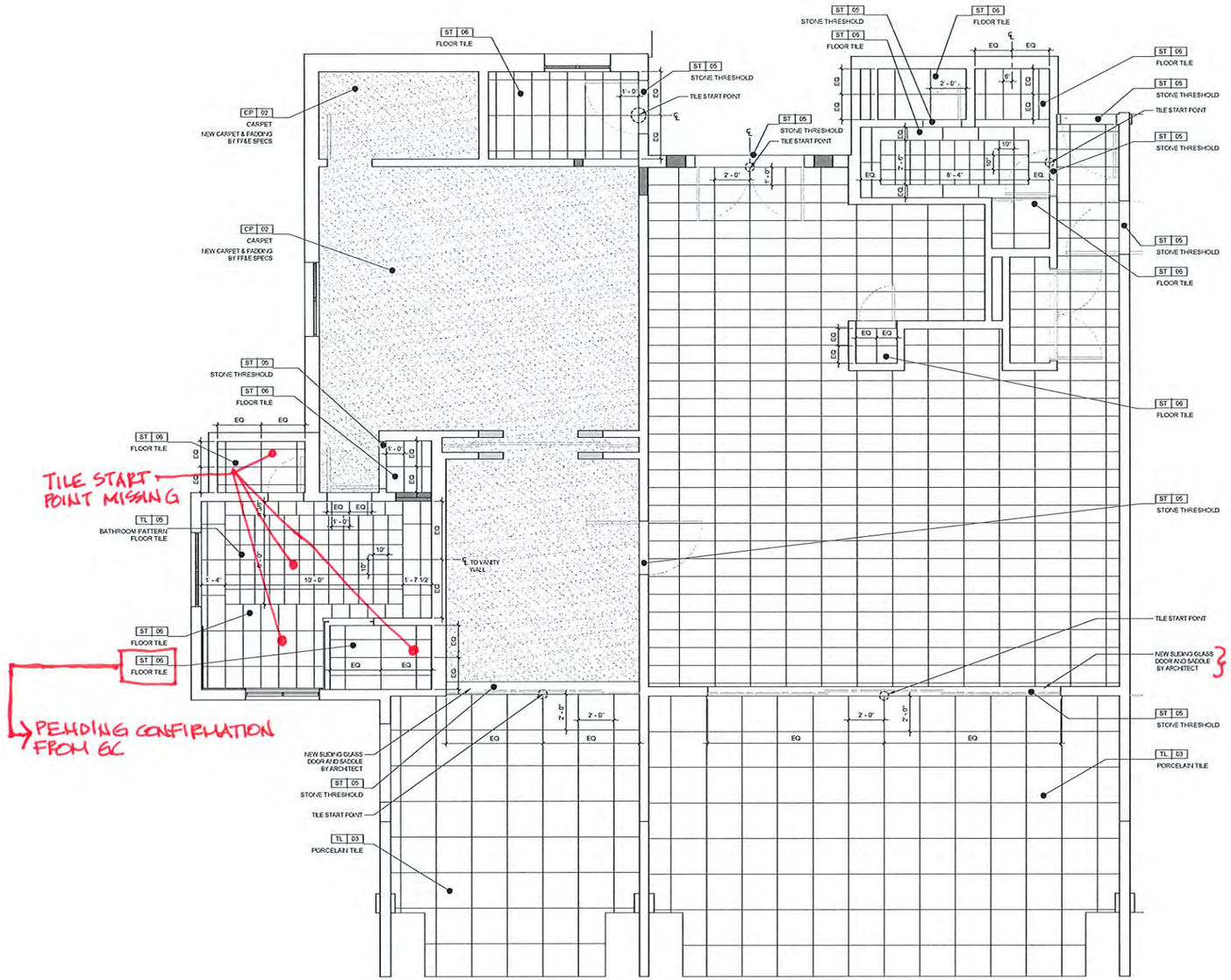

1 LAS VISTAS GUESTROOM KS-1 FLOOR FINISH PLAN
3/8" = 1'-0"

2/24/2022 5:03:46 PM
The original size of this drawing is 30"x42"
Copyright © 2011 WATG. All rights reserved.

Wimberly INTERIORS
a design studio of WATG
strategy planning architecture landscape interiors
new york | NY | 212 273 2626 watg.com

ROYAL BLUE HOSPITALITY, LLC
PO BOX 9832
SAN JUAN, PR 00908
PUERTO RICO

90% CD SET - LAS VISTAS GUEST SUITE | FEBRUARY 28, 2022 |

no. date issue

EL CONQUISTADOR RESORT
1000 EL CONQUISTADOR AVENUE
FAJARDO, PR 00738-3711
PUERTO RICO

BUILDING #2 LAS VISTAS (LV) - ENLARGED GUEST SUITE FLOOR FINISH PLAN

project no. 195056 date 02/28/22

Checker
Author

B2

I-257

NEW WALL J-BOXES AND ELECTRICAL OUTLETS ARE PROPOSED AS WELL AS RELOCATION OF EXISTING ONES.

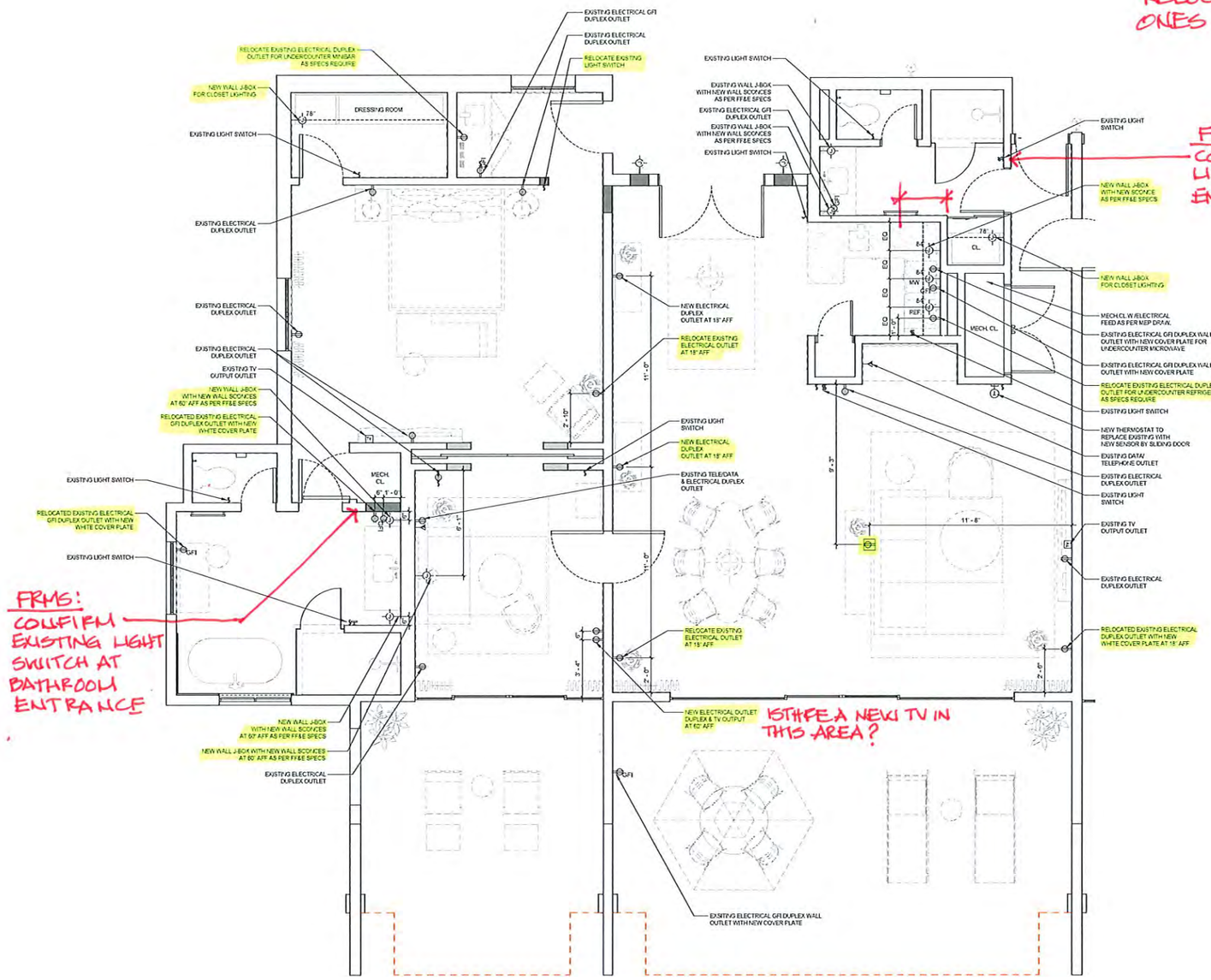

1 LAS VISTAS GUESTROOM KS-1 ELECTRICAL PLAN
3/8" = 1'-0"

2/24/2022 5:03:59 PM
The original size of this drawing is 30"x42"
Copyright © 2011 WATG. All rights reserved.

90% CD SET - LAS VISTAS GUEST SUITE | FEBRUARY 28, 2022 |

Wimberly INTERIORS
a design studio of WATG
strategy planning architecture landscape interiors
new york | NY | 212 274 2626 watg.com

ROYAL BLUE HOSPITALITY, LLC
PO BOX 9832
SAN JUAN, PR 00908
PUERTO RICO

no.	date	issue

EL CONQUISTADOR RESORT
1000 EL CONQUISTADOR AVENUE
FAJARDO, PR 00738-3711
PUERTO RICO

BUILDING #2 LAS VISTAS (LV) - ENLARGED GUEST SUITE ELECTRICAL PLAN

project no. 195056 date 02/28/22
checked by: Checker
drawn by: Author

B2

I-357

REVISE RCP AS PER GMLD'S ADDENDUM 1 - 5/31/22

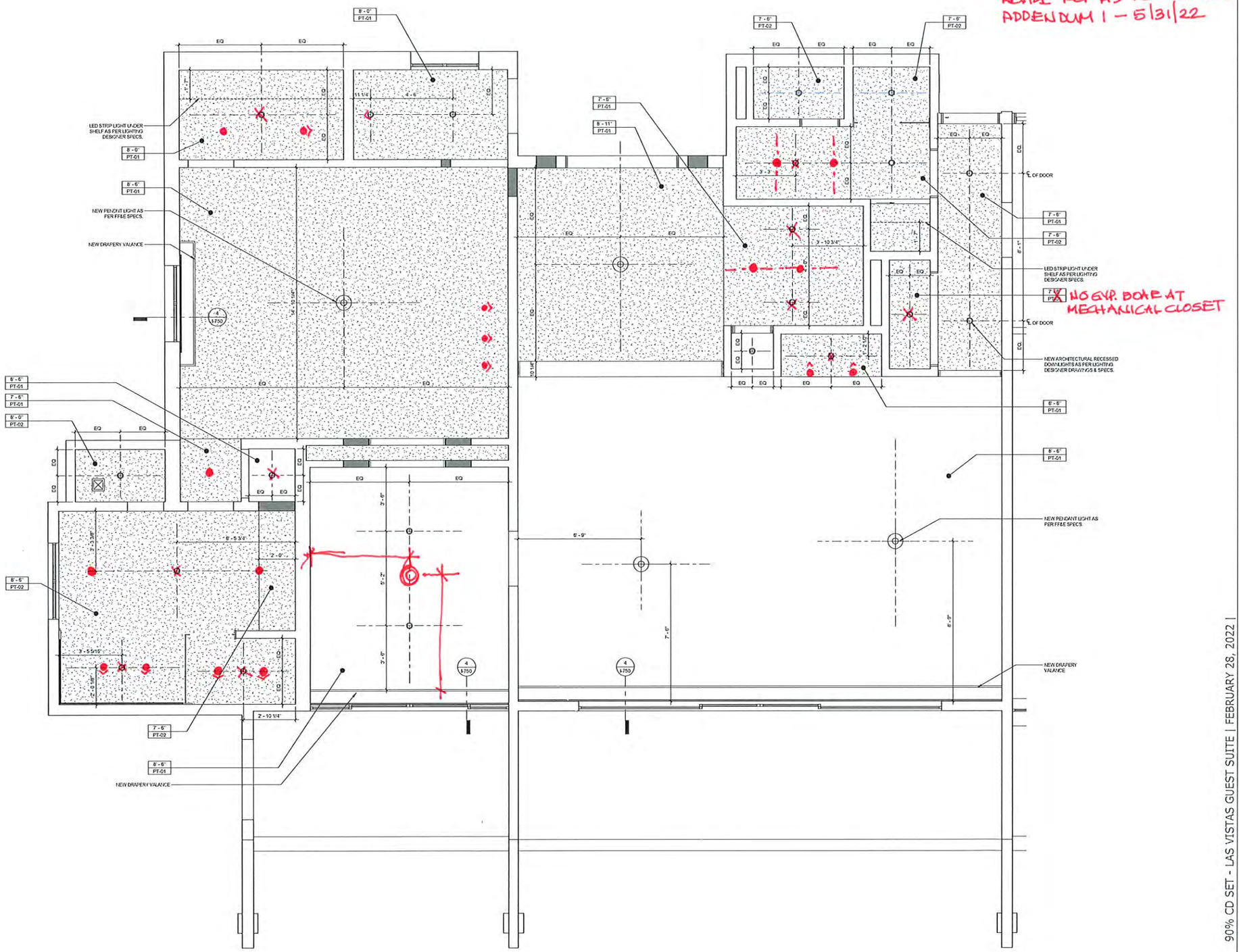

1 AS VISTAS GUESTROOM KS-1 REFLECTED CLG PLAN
1/2" = 1'-0"

2/24/2022 5:03:50 PM
The original size of this drawing is 30"x42"
Copyright © 2011 WATG. All rights reserved.

90% CD SET - LAS VISTAS GUEST SUITE | FEBRUARY 28, 2022 |

Wimberly INTERIORS
a design studio of WATG
strategy planning architecture landscape interiors
new york | NY | 212 271 2626 watg.com

ROYAL BLUE HOSPITALITY, LLC
PO BOX 9832
SAN JUAN, PR 00908
PUERTO RICO

no. date issue

EL CONQUISTADOR RESORT
1000 EL CONQUISTADOR AVENUE
FAJARDO, PR 00738-3711
PUERTO RICO

BUILDING #2 LAS VISTAS (LV) - ENLARGED GUEST SUITE REFLECTED CEILING PLAN

project no. 195056 date 02/28/22
drawn by Checker
checked by Author

B2

I-457

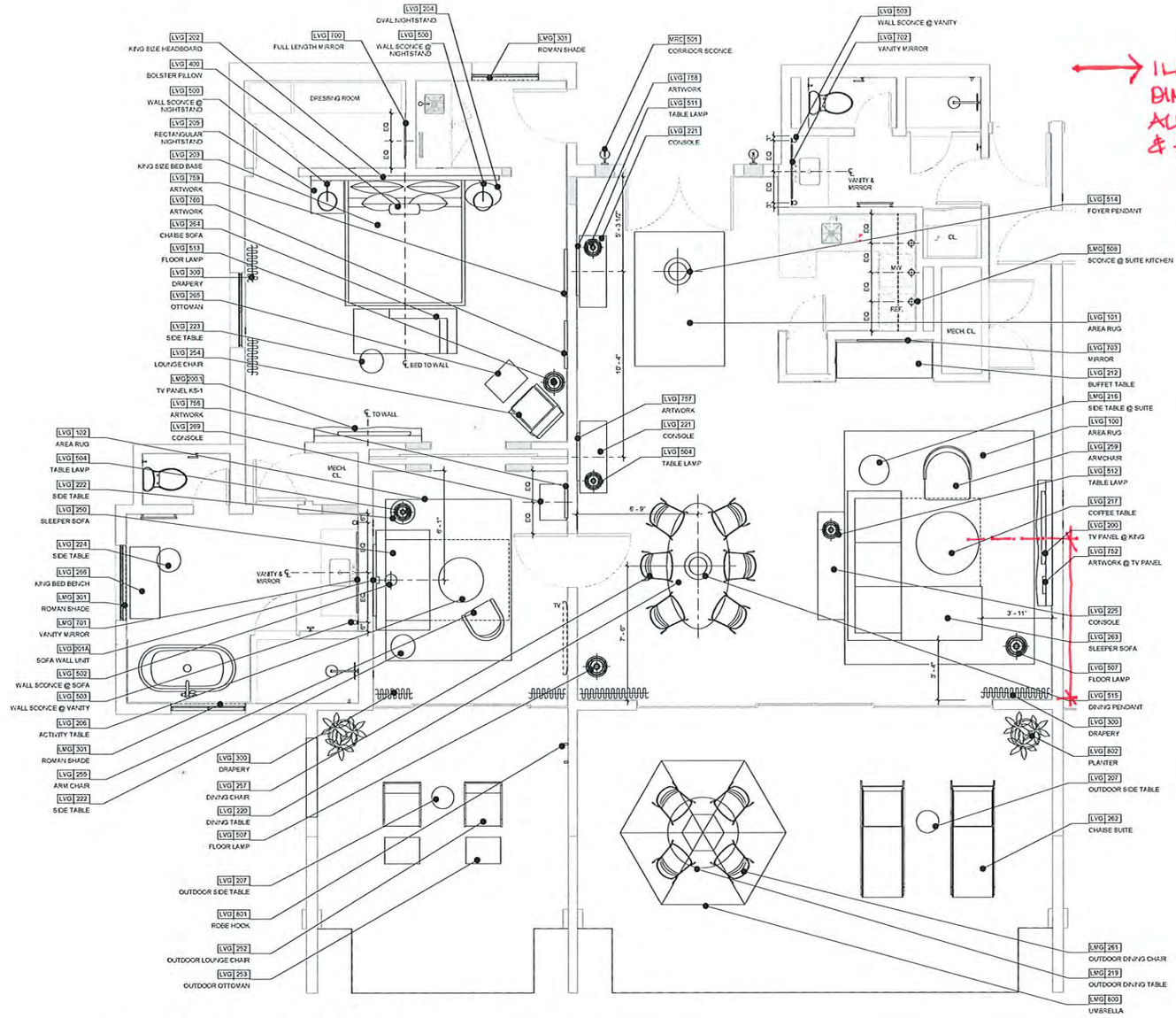

ILLUSTRATE, IDENTIFY & DIMENSION (PLAN & ELEV.) ALL BATHROOM HARDWARE & ACCESORIES.

- DOOR STOPS
- TOWEL BAR
- HOOKS
- GRAB BARS
- PAPER HOLDER

1 LAS VISTAS GUESTROOM KS-1 FF&E PLAN
3/8" = 1'-0"

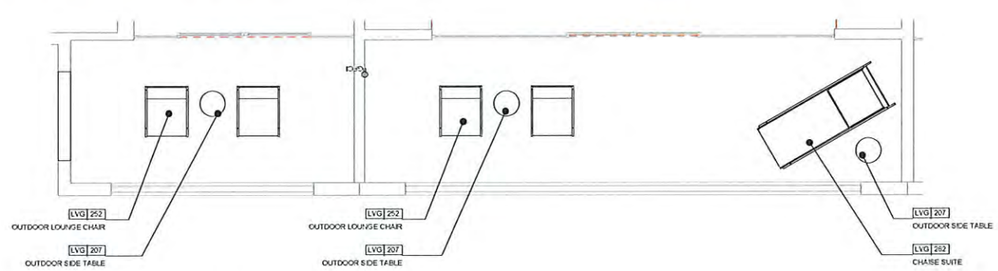

2 LAS VISTAS GUESTROOM KS 2-6TH FL TERRACE FF&E PLAN
3/8" = 1'-0"

90% CD SET - LAS VISTAS GUEST SUITE | FEBRUARY 28, 2022 |

Wimberly INTERIORS
a design studio of WATG
strategy planning architecture landscape interiors
new york | NY | 212 274 2626 watg.com

ROYAL BLUE HOSPITALITY, LLC
PO BOX 5832
SAN JUAN, PR 00908
PUERTO RICO

no. date issue

EL CONQUISTADOR RESORT
1000 EL CONQUISTADOR AVENUE
FAJARDO, PR 00738-3711
PUERTO RICO

BUILDING #2 LAS VISTAS (LV) - ENLARGED GUEST SUITE FF&E PLAN

project no. 155056 date 02/28/22
checked by: Checker
drawn by: Author

B2

I-557

Copyright © 2011 WATG. All rights reserved.

2/28/2022 5:03:51 PM
The original size of this drawing is 30"x42"

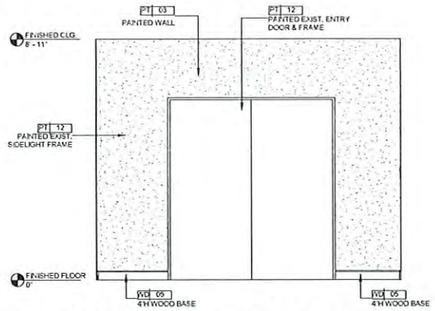

1 GUESTROOM SUITE KS-1 ELEVATION
1/2" = 1'-0"

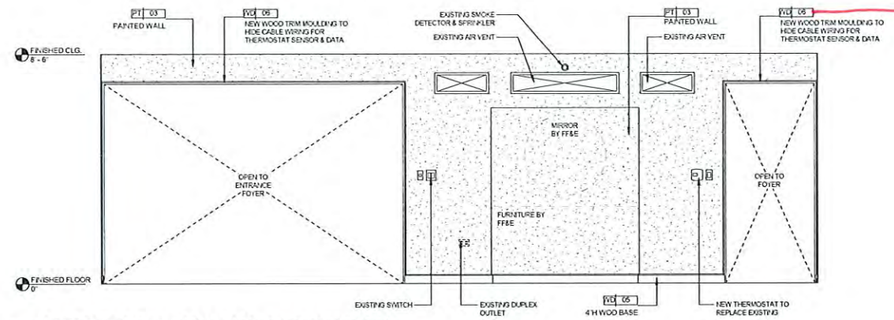

SPECIFICATION NOT INCLUDED IN SCHEDULE.
PROVIDE NEW TRIM DETAIL/PROFILE

2 GUESTROOM SUITE KS-1 ELEVATION
1/2" = 1'-0"

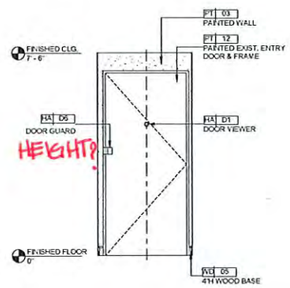

3 GUESTROOM SUITE KS-1 ELEVATION
1/2" = 1'-0"

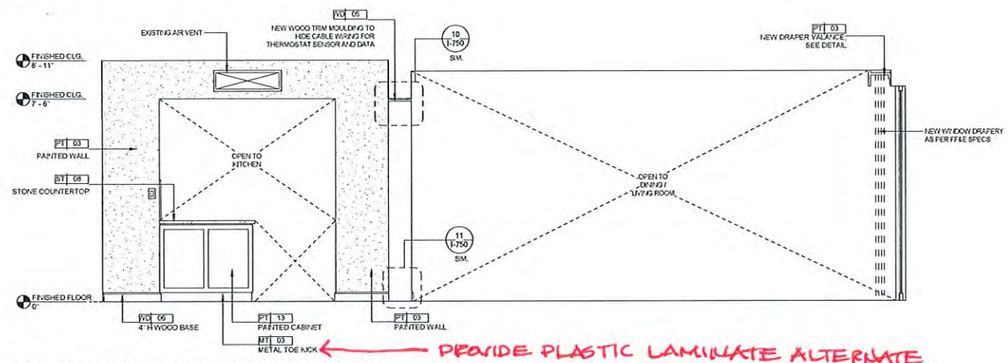

PROVIDE PLASTIC LAMINATE ALTERNATE

4 GUESTROOM SUITE KS-1 ELEVATION
1/2" = 1'-0"

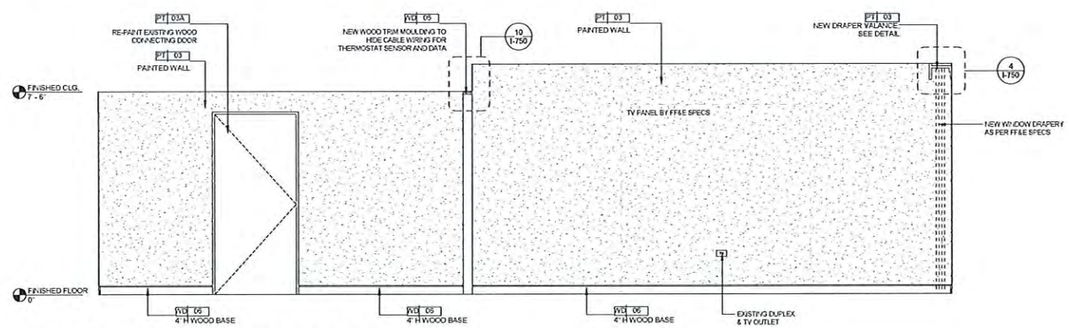

5 GUESTROOM SUITE KS-1 ELEVATION
1/2" = 1'-0"

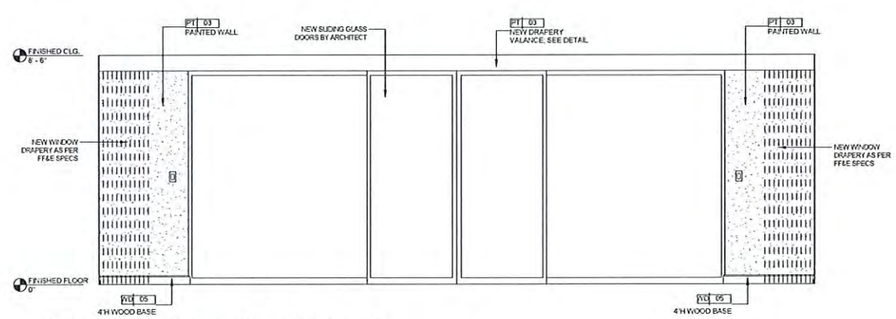

6 GUESTROOM SUITE KS-1 ELEVATION
1/2" = 1'-0"

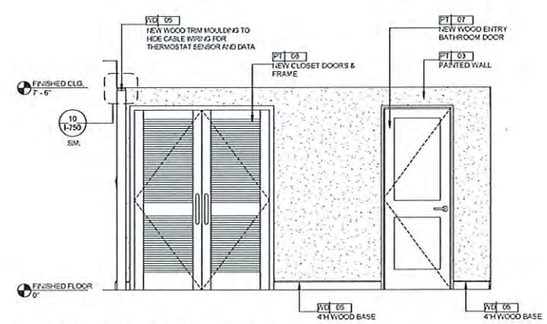

7 GUESTROOM SUITE KS-1 ELEVATION
1/2" = 1'-0"

2/24/2022 5:03:54 PM
The original size of this drawing is 30"x42"
Copyright © 2011 WATG. All rights reserved.

Wimberly INTERIORS
a design studio of WATG
strategy planning architecture landscape interiors
new york | NY | 212 274 2626 watg.com

ROYAL BLUE HOSPITALITY, LLC
PO BOX 5832
SAN JUAN, PR 00908
PUERTO RICO

90% CD SET - LAS VISTAS GUEST SUITE | FEBRUARY 28, 2022 |

no. date issue

EL CONQUISTADOR RESORT
1000 EL CONQUISTADOR AVENUE
FAJARDO, PR 00738-3711
PUERTO RICO

BUILDING #2 LAS VISTAS (LV) - GUEST SUITE INTERIOR ELEVATIONS

project no. 195056 date 02/28/22

checked by Checker
drawn by Author

B2

I-655

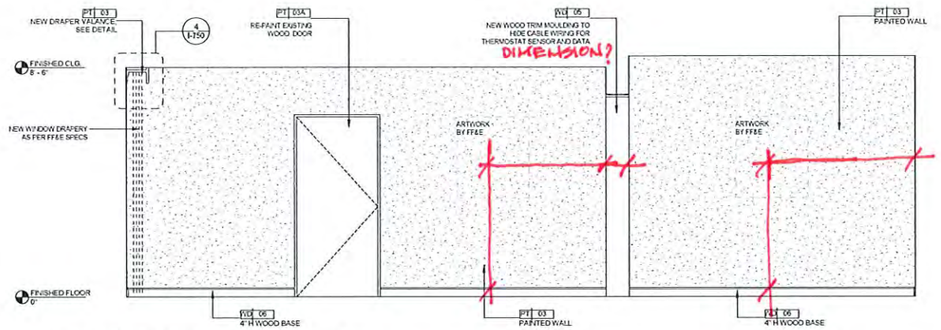

1 GUESTROOM SUITE KS-1 ELEVATION
1/2" = 1'-0"

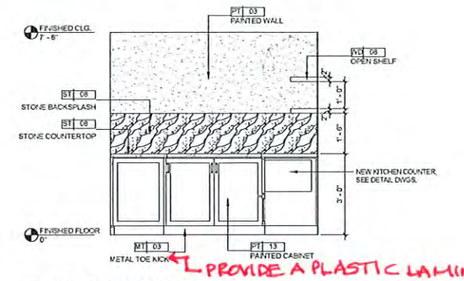

2 GUESTROOM SUITE KS-1 ELEVATION
1/2" = 1'-0"

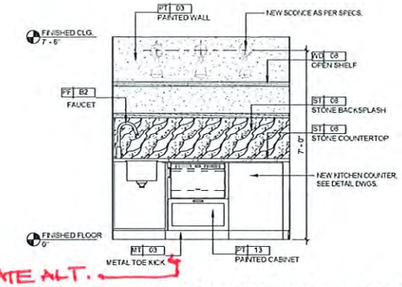

3 GUESTROOM SUITE KS-1 ELEVATION
1/2" = 1'-0"

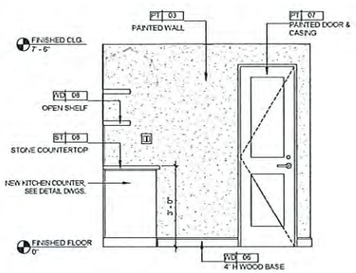

4 GUESTROOM SUITE KS-1 ELEVATION
1/2" = 1'-0"

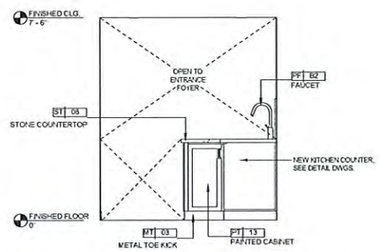

5 GUESTROOM SUITE KS-1 ELEVATION
1/2" = 1'-0"

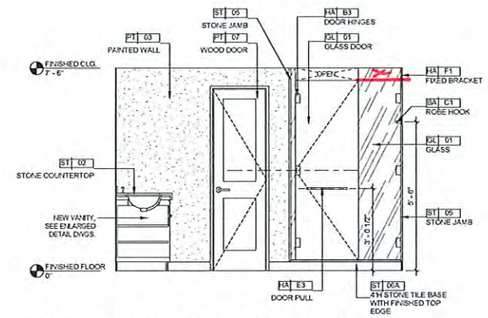

6 GUESTROOM SUITE KS-1 ELEVATION
1/2" = 1'-0"

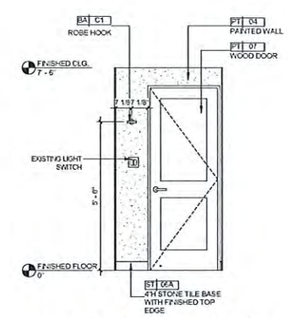

7 GUESTROOM SUITE KS-1 ELEVATION
1/2" = 1'-0"

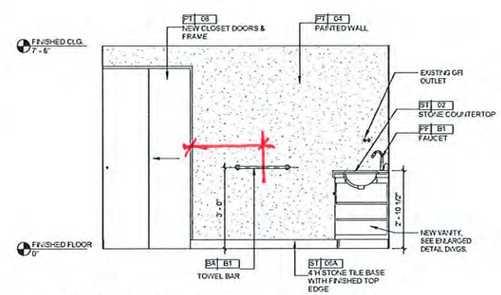

8 GUESTROOM SUITE KS-1 ELEVATION
1/2" = 1'-0"

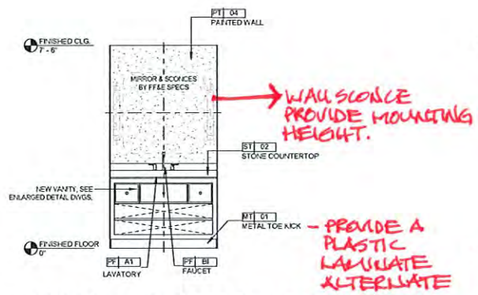

9 GUESTROOM SUITE KS-1 ELEVATION
1/2" = 1'-0"

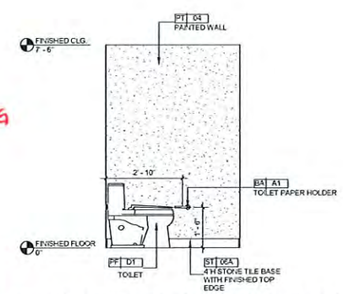

10 GUESTROOM SUITE KS-1 ELEVATION
1/2" = 1'-0"



11 GUESTROOM SUITE KS-1 ELEVATION
1/2" = 1'-0"

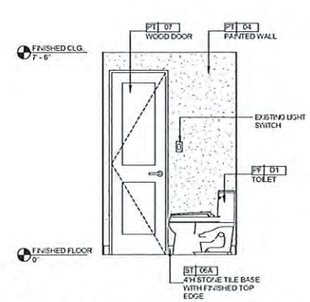

12 GUESTROOM SUITE KS-1 ELEVATION
1/2" = 1'-0"

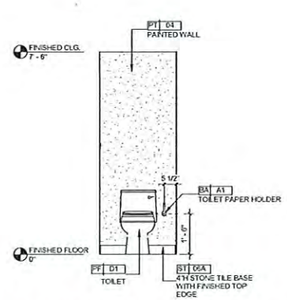

13 GUESTROOM SUITE KS-1 ELEVATION
1/2" = 1'-0"

2/24/2022 3:04:08 PM
The original size of this drawing is 30"x42"
Copyright © 2011 WATG. All rights reserved.

Wimberly INTERIORS
a design studio of WATG
strategy planning architecture landscape interiors
new york | NY | 212 274 2626 watg.com

ROYAL BLUE HOSPITALITY, LLC
PO BOX 9332
SAN JUAN, PR 00908
PUERTO RICO

90% CD SET - LAS VISTAS GUEST SUITE | FEBRUARY 28, 2022 |

no. date issue

EL CONQUISTADOR RESORT
1000 EL CONQUISTADOR AVENUE
FAJARDO, PR 00738-3711
PUERTO RICO

BUILDING #2 LAS VISTAS (LV) - GUEST SUITE INTERIOR ELEVATIONS

project no. 195056 date 02/28/22
Checked by Checker
Drawn by Author

B2

I-656

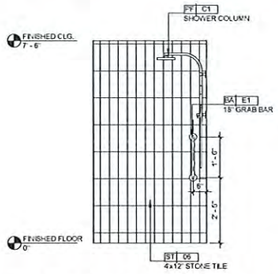

1 GUESTROOM SUITE KS-1 ELEVATION
1/2" = 1'-0"

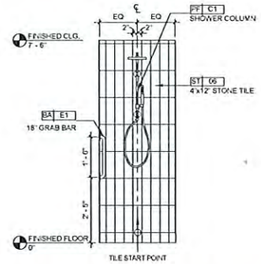

2 GUESTROOM SUITE KS-1 ELEVATION
1/2" = 1'-0"

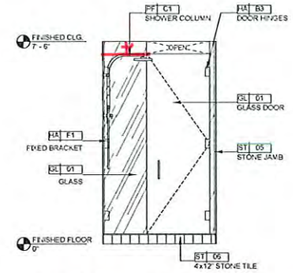

3 GUESTROOM SUITE KS-1 ELEVATION
1/2" = 1'-0"

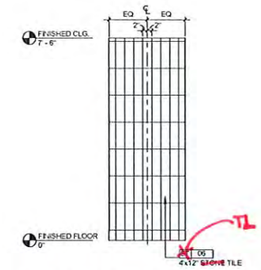

4 GUESTROOM SUITE KS-1 ELEVATION
1/2" = 1'-0"

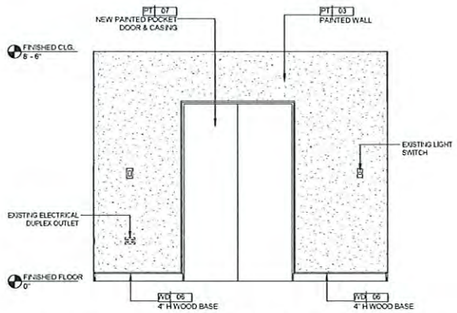

5 GUESTROOM SUITE KS-1 ELEVATION
1/2" = 1'-0"

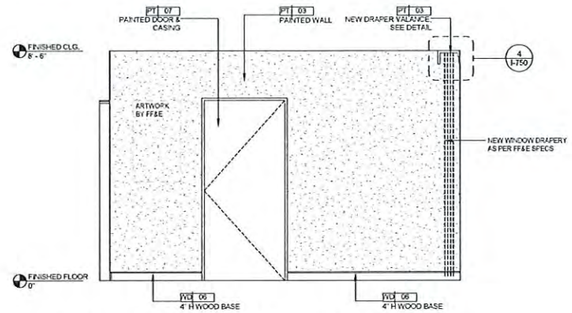

6 GUESTROOM SUITE KS-1 ELEVATION
1/2" = 1'-0"

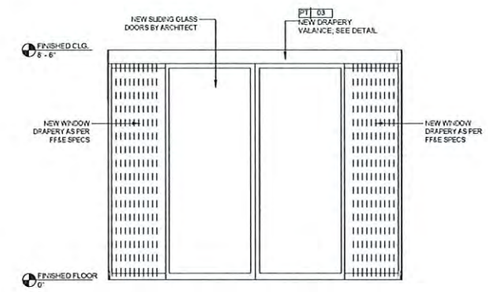

7 GUESTROOM SUITE KS-1 ELEVATION
1/2" = 1'-0"

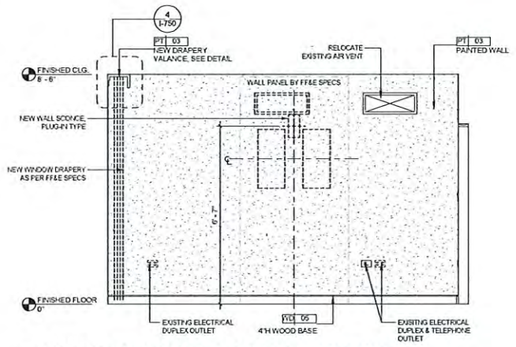

8 GUESTROOM SUITE KS-1 ELEVATION
1/2" = 1'-0"

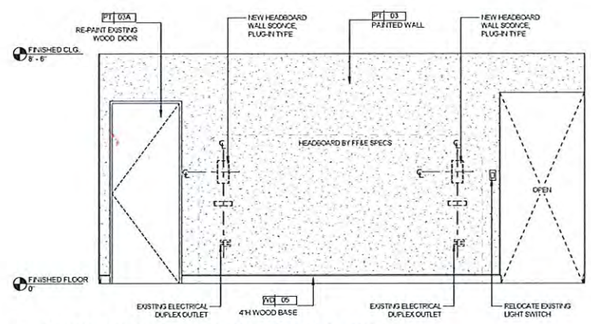

9 GUESTROOM SUITE KS-1 ELEVATION
1/2" = 1'-0"

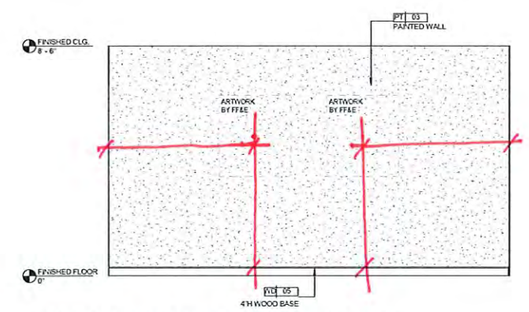

10 GUESTROOM SUITE KS-1 ELEVATION
1/2" = 1'-0"

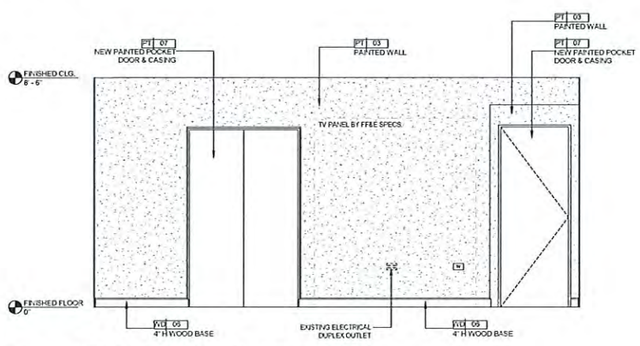

11 GUESTROOM SUITE KS-1 ELEVATION
1/2" = 1'-0"

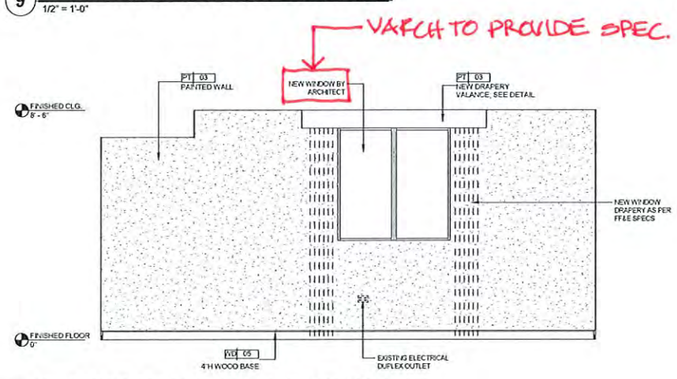

12 GUESTROOM SUITE KS-1 ELEVATION
1/2" = 1'-0"

2/28/2022 3:04:04 PM
The original size of this drawing is 30"x42"
Copyright © 2011 WATG. All rights reserved.

90% CD SET - LAS VISTAS GUEST SUITE | FEBRUARY 28, 2022 |

Wimberly INTERIORS
a design studio of WATG
strategy planning architecture landscape interiors
new york | NY | 212 274 2626 watg.com

ROYAL BLUE HOSPITALITY, LLC
PO BOX 5832
SAN JUAN, PR 00906
PUERTO RICO

no. date issue

EL CONQUISTADOR RESORT
1000 EL CONQUISTADOR AVENUE
FAJARDO, PR 00738-3711
PUERTO RICO

BUILDING #2 LAS VISTAS (LV) - GUEST SUITE INTERIOR ELEVATIONS

project no. 195056 date 02/28/22
Checker
Author

B2

I-657

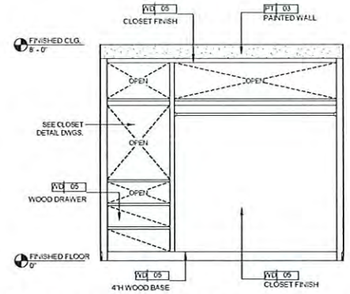

1 GUESTROOM SUITE KS-1 ELEVATION
1/2" = 1'-0"

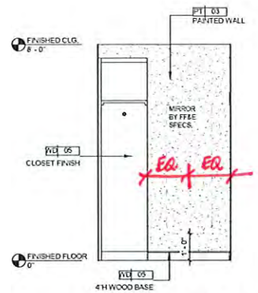

2 GUESTROOM SUITE KS-1 ELEVATION
1/2" = 1'-0"

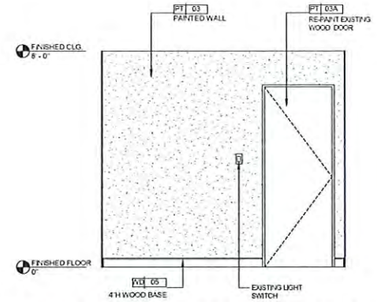

3 GUESTROOM SUITE KS-1 ELEVATION
1/2" = 1'-0"

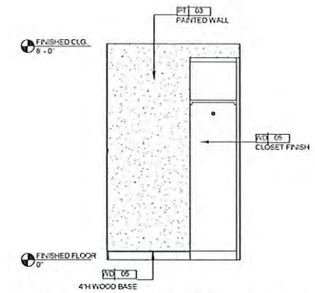

4 GUESTROOM SUITE KS-1 ELEVATION
1/2" = 1'-0"

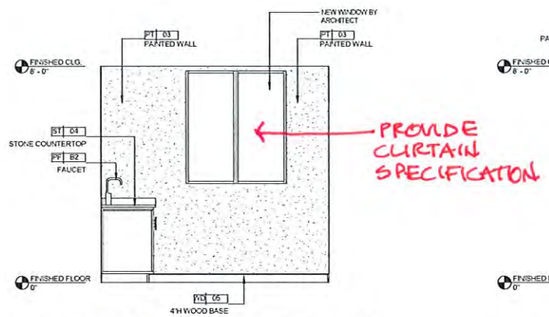

5 GUESTROOM SUITE KS-1 ELEVATION
1/2" = 1'-0"

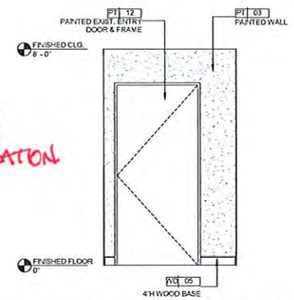

6 GUESTROOM SUITE KS-1 ELEVATION
1/2" = 1'-0"

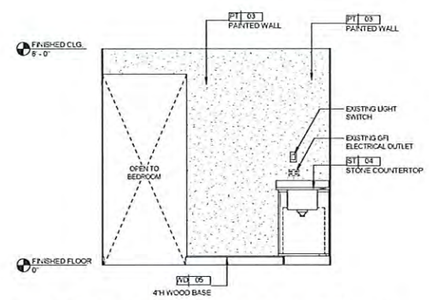

7 GUESTROOM SUITE KS-1 ELEVATION
1/2" = 1'-0"

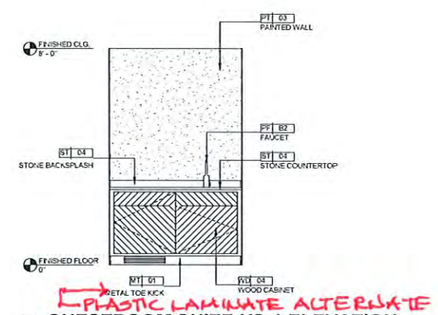

8 GUESTROOM SUITE KS-1 ELEVATION
1/2" = 1'-0"

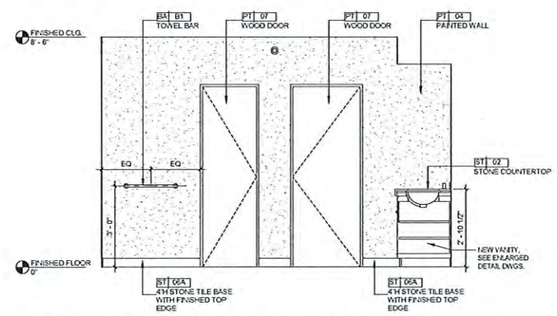

9 GUESTROOM SUITE KS-1 ELEVATION
1/2" = 1'-0"

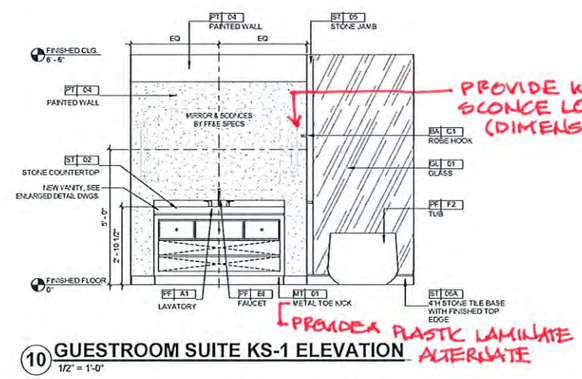

10 GUESTROOM SUITE KS-1 ELEVATION
1/2" = 1'-0"

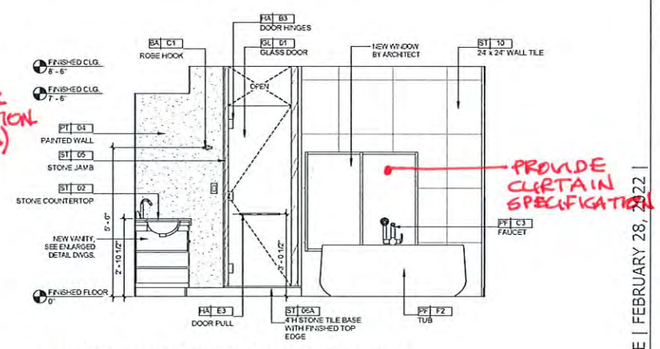

11 GUESTROOM SUITE KS-1 ELEVATION
1/2" = 1'-0"

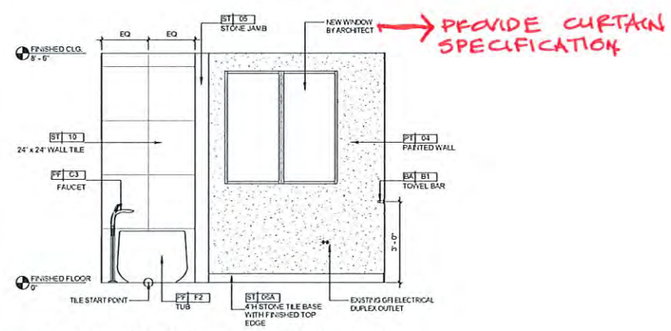

12 GUESTROOM SUITE KS-1 ELEVATION
1/2" = 1'-0"

2/24/2022 2:04:09 PM
The original size of this drawing is 30"x42"
Copyright © 2011 WATG. All rights reserved.

90% CD SET - LAS VISTAS GUEST SUITE | FEBRUARY 28, 2022 |

Wimberly INTERIORS
a design studio of WATG
strategy planning architecture landscape interiors
new york | NY | 212 274 2626 watg.com

ROYAL BLUE HOSPITALITY, LLC
PO BOX 9832
SAN JUAN, PR 00908
PUERTO RICO

no.	date	issue

EL CONQUISTADOR RESORT
1000 EL CONQUISTADOR AVENUE
FAJARDO, PR 00738-3711
PUERTO RICO

BUILDING #2 LAS VISTAS (LV) - GUEST SUITE INTERIOR ELEVATIONS

project no. 195056 date 02/28/22

checked by Checker
drawn by Author

B2

I-658

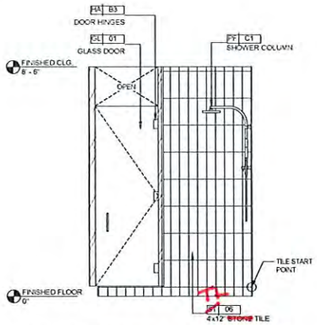

1 GUESTROOM SUITE KS-1 ELEVATION
1/2" = 1'-0"

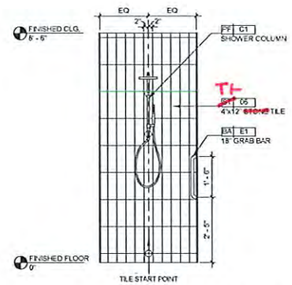

2 GUESTROOM SUITE KS-1 ELEVATION
1/2" = 1'-0"

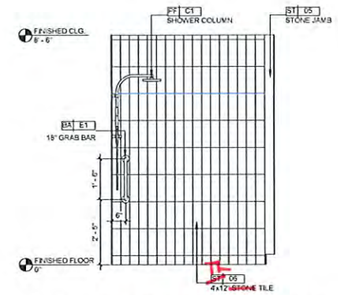

3 GUESTROOM SUITE KS-1 ELEVATION
1/2" = 1'-0"

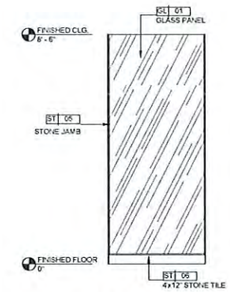

4 GUESTROOM SUITE KS-1 ELEVATION
1/2" = 1'-0"

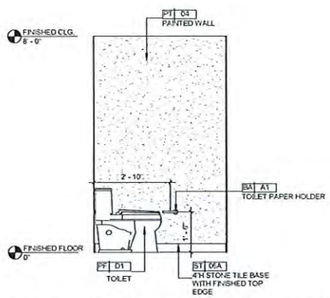

5 GUESTROOM SUITE KS-1 ELEVATION
1/2" = 1'-0"

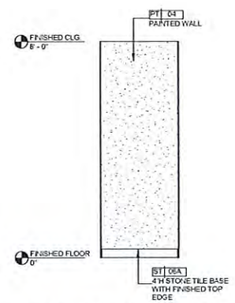

6 GUESTROOM SUITE KS-1 ELEVATION
1/2" = 1'-0"

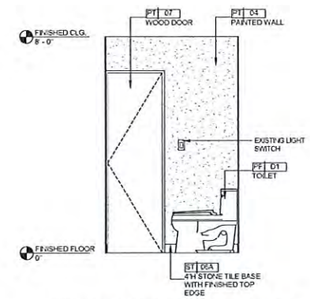

7 GUESTROOM SUITE KS-1 ELEVATION
1/2" = 1'-0"

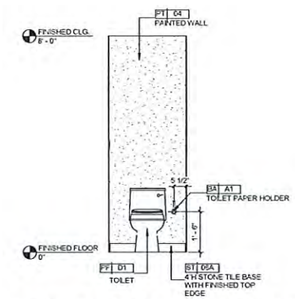

8 GUESTROOM SUITE KS-1 ELEVATION
1/2" = 1'-0"

90% CD SET - LAS VISTAS GUEST SUITE | FEBRUARY 28, 2022 |

Wimberly INTERIORS
a design studio of WATG
strategy planning architecture landscape interiors
new york | NY | 212 274 2626 watg.com

ROYAL BLUE HOSPITALITY, LLC
PO BOX 5832
SAN JUAN, PR 00908
PUERTO RICO

no.	date	issue

EL CONQUISTADOR RESORT
1000 EL CONQUISTADOR AVENUE
FAJARDO, PR 00738-3711
PUERTO RICO

BUILDING #2 LAS VISTAS (LV) - GUEST SUITE INTERIOR ELEVATIONS

project no. 195056 date 02/28/22
checked by Checker
drawn by Author

B2

I-659

2/28/2022 5:04:12 PM
The original size of this drawing is 30"x42"
Copyright © 2011 WATG. All rights reserved.

FINISH SCHEDULE

Category: Carpet (SUPPLIED BY OWNER, INSTALLED BY GC)

CP-02 Issued	Zaccaria Associates Attn: Bob Zaccaria 356 Warren Avenue Siring, NJ 07980 USA T +1 908 580 0444 E bob@zaccaria-associates.com	**Guestroom Carpet** Model #: CM72512 Description: Custom guestroom carpet Pattern Repeat: 18"x18" Quality Reference: 1/10 Infinity TS Fiber Content: Solution dyed nylon Pile Weight: 34 oz.	

Category: Ceramic Tile (SUPPLIED AND INSTALLED BY GC)

TL-03 Issued 05/28/2021	Argenta Ceramica S.L. Carretera Viver-puerto de Burriana, KM 61 12540 Vila-real T: 964 324 003	**Guestroom balcony floor** Description: Kalksten Hammer - Unglazed Porcelain Stoneware Location: Refer to ID Drawings Color: Snow Finish: Matte Dimension: 24" x 24"	
TL-03A Issued 05/28/2021	Argenta Ceramica S.L. Carretera Viver-puerto de Burriana, KM 61 12540 Vila-real T: 964 324 003	**Guestroom balcony base** Description: Kalksten Hammer - Unglazed Porcelain Stoneware Location: Refer to ID Drawings Color: Snow Finish: Matte Dimension: Ht. 4"	
TL-05 Issued REVISE	Marble Systems Attn: ARDA DALKILIC 15 East 16th Street NEW YORK, NY, NY 10003 T 212 627 8300 E arda@marblesystems.com	**Bathroom Accent Floor Tile** Description: Custom Printed Tile Location: Refer To ID Drawing Color: Custom Finish: Matte Dimension: 8" x 8" Thickness: 1/4"	
TL-06 Issued	Marble Systems Attn: ARDA DALKILIC 15 East 16th Street NEW YORK, NY, NY 10003 T 212 627 8300 E arda@marblesystems.com	**Bathtub and Shower Wall Tile** Location: Refer To ID Drawings Color: Camp Army Blue Glaze Finish: Glazed Dimension: 4"x 12" Grout: Mapei 05 Chamois-Garnuza Thickness: 3/8"	
TL-07 Issued	Tile Bar - NY Attn: Elia Memoli 45 W. 21st Street New York, NY 10010 T 908 217 2375 E elia@tilebar.com	**Corridor Accent Floor Tile** Location: Refer To ID Drawings Color: Ventana Durant Finish: Honed Dimension: 8.75" x 8.75" Thickness: 10 mm	
TL-08 Issued 05/28/2021	Argenta Ceramica S.L. Carretera Viver-puerto de Burriana, KM 61 12540 Vila-real T: 964 324 003	**Corridor Floor** Description: Kalksten Hammer - Unglazed Porcelain Stoneware Location: Refer to ID Drawings Color: Snow Finish: Matte Dimension: 24" x 24"	
TL-08A Issued 05/28/2021	Argenta Ceramica S.L. Carretera Viver-puerto de Burriana, KM 61 12540 Vila-real T: 964 324 003	**Corridor base** Description: Kalksten Hammer - Unglazed Porcelain Stoneware Location: Refer to ID Drawings Color: Snow Finish: Matte Dimension: Ht. 6"	
TL-09 Issued	Porcelanosa - NY Attn: Sara Barsoom 200 Lexington Ave Suite 609 New York, NY 10016 USA T: +1 212 252 7370 E: sbarsoom@porcelanosa-usa.com	**Suite Shower Tile** Location: Refer to ID Drawings Color: Mediterranea Calpe Ocean Finish: Glazed Dimension: 3" x 12" Grout: 100236480 COLORSTUK MARFIL N Product Code: 100245699 Thickness: 13/16"	

Category: Glass (SUPPLIED AND INSTALLED BY GC)

GL-01 Issued	BY GENERAL CONTRACTOR	**Glass** Location: Refer To ID Drawings Finish: Clear Thickness: 1/4" Dimension: Refer to ID Drawings Model #: Low E Tempered	

Category: Metal (SUPPLIED AND INSTALLED BY GC)

MT-01 Issued	BY GENERAL CONTRACTOR	**Satin Bronze** Location: Refer To ID Drawings Finish: Satin Type: Bronze	
MT-02 Issued	BY GENERAL CONTRACTOR	**Stainless Steel** Location: Refer To ID Drawing Finish: Satin Type: Stainless Steel	
MT-03 Issued	BY GENERAL CONTRACTOR	**Brushed Brass** Location: Refer to ID Drawing Finish: Brushed Type: Brass	

Category: Paint (SUPPLIED AND INSTALLED BY GC)

PT-01 Issued 7/31/2020	SHERWIN- WILLIAMS Attn: Thomas Brummett 2200 w. Orangewood Ave. Suite 235 Orange CA 92868 T: 714-634-5700 x 117 E: Thomas.W.Brummett@sherwin.com	**Guestroom Ceiling** Location: Refer To ID Drawings Color: Extra White Finish: Flat Model #: SW7006	
PT-02 Issued 7/31/2020	SHERWIN- WILLIAMS Attn: Thomas Brummett 2200 w. Orangewood Ave. Suite 235 Orange CA 92868 T: 714-634-5700 x 117 E: Thomas.W.Brummett@sherwin.com	**Guest Bathroom Ceiling** Location: Refer To ID Drawings Color: Extra White Finish: Eggshel Model #: SW7006	
PT-03 Issued 7/31/2020	SHERWIN- WILLIAMS Attn: Thomas Brummett 2200 w. Orangewood Ave. Suite 235 Orange CA 92868 T: 714-634-5700 x 117 E: Thomas.W.Brummett@sherwin.com	**Guestroom Walls** Location: Refer to ID Drawings Color: Zurich White Finish: Eggshell Model #: SW7626	
PT-03A Issued 7/31/2020	SHERWIN- WILLIAMS Attn: Thomas Brummett 2200 w. Orangewood Ave. Suite 235 Orange CA 92868 T: 714-634-5700 x 117 E: Thomas.W.Brummett@sherwin.com	**Door & Grille Paint** Location: Refer to ID Drawings Color: Zurich White Finish: Semigloss Model #: SW7626	
PT-04 Issued 7/31/2020	SHERWIN- WILLIAMS Attn: Thomas Brummett 2200 w. Orangewood Ave. Suite 235 Orange CA 92868 T: 714-634-5700 x 117 E: Thomas.W.Brummett@sherwin.com	**Guest Bathroom Walls** Location: Refer To ID Drawings Color: Silverpointe Finish: Eggshell Model #: SW7653	
PT-07 Issued 6/1/2021	SHERWIN- WILLIAMS Attn: Thomas Brummett 2200 w. Orangewood Ave. Suite 235 Orange CA 92868 T: 714-634-5700 x 117 E: Thomas.W.Brummett@sherwin.com	**Guestroom doors** Location: Refer to ID Drawings Color: Clay Beige Finish: Semigloss Model #: S 3010 Y10R	
PT-09 Issued 7/31/2020	SHERWIN- WILLIAMS Attn: Thomas Brummett 2200 w. Orangewood Ave. Suite 235 Orange CA 92868 T: 714-634-5700 x 117 E: Thomas.W.Brummett@sherwin.com	**Corridor Walls** Location: Refer To ID Drawings Color: Zurich White Finish: Eggshel Model #: SW7626	
PT-10 Issued 7/31/2020	SHERWIN- WILLIAMS Attn: Thomas Brummett 2200 w. Orangewood Ave. Suite 235 Orange CA 92868 T: 714-634-5700 x 117 E: Thomas.W.Brummett@sherwin.com	**Corridor Ceiling** Location: Refer To ID Drawings Color: Alabaster Finish: Flat Model #: SW7008	
PT-11 Issued 7/31/2020	SHERWIN- WILLIAMS Attn: Thomas Brummett 2200 w. Orangewood Ave. Suite 235 Orange CA 92868 T: 714-634-5700 x 117 E: Thomas.W.Brummett@sherwin.com	**Corridor Shutters** Color: To be coordinated Finish: To be coordinated	
PT-12 Issued 7/31/2020	SHERWIN- WILLIAMS Attn: Thomas Brummett 2200 w. Orangewood Ave. Suite 235 Orange CA 92868 T: 714-634-5700 x 117 E: Thomas.W.Brummett@sherwin.com	**Guestroom Entry Door** Location: Refer to ID Drawings Color: Greenblack Finish: Semigloss Model #: SW6994	
PT-13 Issued	SHERWIN- WILLIAMS Attn: Thomas Brummett 2200 w. Orangewood Ave. Suite 235 Orange CA 92868 T: 714-634-5700 x 117 E: Thomas.W.Brummett@sherwin.com	**Suite Millwork** Location: Refer to ID Drawings Color: Sea Serpent Finish: Semigloss Lacquer - Shop Painted Model #: SW7615	

Category: Stone (SUPPLIED AND INSTALLED BY GC)

ST-02 Issued 05/28/2021	BY GENERAL CONTRACTOR	**Bathroom Vanity Top** Location: Refer To ID Drawings Type: Quartz Finish: Polished Dimension: Refer To ID Drawings Model #: Sonno - White Carrara Thickness: 1 1/4"	
ST-04 Issued 05/28/2021	Marble Systems Attn: ARDA DALKILIC 15 East 16th Street NEW YORK, NY, NY 10003 T: 212 627 8300 E: arda@marblesystems.com	**QQ Minibar Stone Top Slab** Location: Refer To ID Drawings Type: Quartz Finish: Polished Dimension: Refer To ID Drawing Model #: Wisonart Via Augusta #04027 Thickness: 3/4"	
ST-05 Issued	Marble Systems Attn: ARDA DALKILIC 15 East 16th Street NEW YORK, NY, NY 10003 T 212 627 8300 E arda@marblesystems.com	**Stone Threshold** Location: Refer To ID Drawings Type: Marble - Diana Royal Finish: Honed Dimension: Refer To ID Drawings Color: Beige/Cream Thickness: 1 1/4"	
ST-06 Issued	Marble Systems Attn: ARDA DALKILIC 15 East 16th Street NEW YORK, NY, NY 10003 T 212 627 8300 E arda@marblesystems.com	**Guestroom Stone Floor Tile** Location: Refer To ID Drawings Type: Marble - Diana Royal Finish: Honed Dimension: 12" x 24" -Refer to ID Drawing Color: Beige/Cream Thickness: 1/2"	
ST-06A Issued	Marble Systems Attn: ARDA DALKILIC 15 East 16th Street NEW YORK, NY, NY 10003 T 212 627 8300 E arda@marblesystems.com	**Guestroom Stone Base Tile** Location: Refer To ID Drawings Type: Marble - Diana Royal Finish: Honed Dimension: 4"H -Refer To ID Drawing Color: Beige/Cream Thickness: 1/2"	
ST-07 Issued	Marble Systems Attn: ARDA DALKILIC 15 East 16th Street NEW YORK, NY, NY 10003 T 212 627 8300 E arda@marblesystems.com	**Guestroom Stone Surround** Location: Refer To ID Drawings Type: Marble - Diana Royal Finish: Honed Dimension: Refer To ID Drawings Color: Beige/Cream Thickness: 1 1/4"	
ST-08 Issued	Stone Source - NY Attn: Jorgen Engensgaard 215 Park Avenue South New York, NY 10003 USA T: +1 212 979 6400 E: jorgen@stonesource.com	**Suite Vanity Top** Location: Refer to ID Drawings Type: Quartzite Finish: Polished Dimension: Refer to ID Drawings Model #: Aquasol Thickness: 1 1/4"	
ST-09 Issued	Stone Source - NY Attn: Jorgen Engensgaard 215 Park Avenue South New York, NY 10003 USA T: +1 212 979 6400 E: jorgen@stonesource.com	**Millwork Stone Top** Location: Refer to ID Drawings Type: Quartzite Finish: Polished Dimension: Refer to ID Drawings Model #: Snow - White Quartzite Thickness: 1 1/4"	
ST-10 Issued	Marble Systems Attn: ARDA DALKILIC 15 East 16th Street NEW YORK, NY, NY 10003 T: 212 627 8300 E: arda@marblesystems.com	**Suite Stone Wall Tile** Location: Refer to ID Drawings Type: Marble - Diana Royal Finish: Polished Dimension: 24" x 24" Color: Beige/Cream Thickness: 1/2"	

ALTERNATE TILE FOR THE SHOWER FLOOR. (PENDING CONFIRMATION FROM GC REGARDING ANTI-SLIP PRODUCT.)

Category: Wallcovering (SUPPLIED AND INSTALLED BY GC)

WC-01 Issued	Phillip Jeffries Ltd. Attn: Caitlin Kourlis 311 Route 46 Fairfield, NJ 07004 U.S.A. T: 973 575 5414 E: ckourlis@phillipjeffries.com	**Mini Bar Back** Model #: 31020-1 Pattern: Custom Ellie's View on Vinyl Manila Hemp Color: 7151 printed on 7670 Micro Perforation: To Be Micro Perforated	

Category: Wood (SUPPLIED AND INSTALLED BY GC)

WD-03 Issued 05/28/2021	BY GENERAL CONTRACTOR	**Guest bathroom Vanity Millwork** Location: Refer To ID Drawings Type: Lamitech Laminate Finish: Savannah Oak Ebony #1538	
WD-04 Issued 05/28/2021	BY GENERAL CONTRACTOR	**Guestroom Minibar** Location: Refer to ID Drawings Type: Merina Laminate Finish: Laurel Oak Wave #14543	
WD-07 Issued	BY GENERAL CONTRACTOR	**Suite Bathroom Vanity Millwork** Location: Refer to ID Drawings Species: White Oak Cut: Flatsawn Finish: Wirebrushed Matte Thickness: 3/4"	
WD-08 Issued	BY GENERAL CONTRACTOR	**Suite Kitchen Shelves** Description: Guest Suites Shelves Location: Refer to ID Drawings Species: European Oak Finish: Medium Stain	

Category: Special Finishes (SUPPLIED AND INSTALLED BY GC)

WD-05 Issued 05/28/2021	BY GENERAL CONTRACTOR	**Guestroom base and Closet** Location: Refer To ID Drawings Type: Lamitech Laminate Finish: Savannah Oak Wheat #1522	

Copyright © 2011 WATG. All rights reserved.

9/7/2021 2:40:45 PM
The original size of this drawing is 30"x42"

100% CD SET REVISION - LAS VISTAS GUESTROOMS & CORRIDORS | SEPTEMBER 7, 2021 |

Wimberly INTERIORS
a design studio of WATG
strategy planning architecture landscape interiors
new york | NY | 212 274 2626 watg.com

ROYAL BLUE HOSPITALITY, LLC
PO BOX 9832
SAN JUAN, PR 00908
PUERTO RICO

no.	date	Revision 1 Issue
1	Date 1	

EL CONQUISTADOR RESORT
1000 EL CONQUISTADOR AVENUE
FAJARDO, PR 00738-3711
PUERTO RICO

BUILDING #2 LAS VISTAS (LV) - GUESTROOM FINISH SCHEDULE

project no. 195056 date 09/07/21

checked by Checker
drawn by Author

B2

I-003

GUESTROOM HARDWARE SCHEDULE

Furnished and Installed by GC			
HA-A1	Assa Abloy	**Guestroom Entry Door Lever** Model #: Classic RFID - ANSI DB Lockcase 4 switch Finish: Black Dimensions: Overall: 11.515"H x 3.07" W. Lockcase width: 1.26"	
HA-A2	Assa Abloy	**Guestroom Bathroom Door** Model #: VingCard Signature Mechanical Lock Signature 565 Bathroom lock Type: Latch and deadbolt Finish: Satin Chrome Handle: Straight	
HA-A3	Assa Abloy	**Guestroom Mech Closet Door** Model #: VingCard Signature Mechanical Lock Signature 1001 Type: Passage latch Finish: Satin Chrome Handle: Straight	
HA-A4	Assa Abloy	**Guestroom Connecting Door** Model #: VingCard Signature Mechanical Lock Signature 1021 Interconnecting Type: Latch and deadbolt Finish: Satin Chrome Handle: Straight	
HA-B1	Schlage T. 888-805-9837 E. consumerschlage@allegion.com	**Door Hinge** Location: Refer To ID Drawings Model #: 1020-619 4" Square Hinge Material: Steel Finish: Satin Nickel	
HA-B2	Rixson by Assa Abloy	**Pivot Closet Door Hinge** Location: Refer to ID Drawings Model #: Center Hung #176 Door Size: Up to 3'x8' Weight: Up to 150 lbs Door Thickness: 1-3/8" to 1-3/4" Top pivot included	
HA-B3	CR Laurence Co. Inc.	**Glass Door Hinge** Location: Refer to ID Drawings Model #: MEL044CH Wall Mount with Offset Plate Melbourne Hinge Door Thickness: 1/2", 3/8", 5/16" Tempered Glass	OK 
HA-C1	Schlage T. 888-805-9837 E. consumerschlage@allegion.com ASSA ABLOY	**Door Stop** Location: Refer to ID Drawings Model ~~#061-619~~ Material: Solid Brass Finish: Satin ~~Nickel~~ CHROME ROCKWOOD 440 LOW DOME STOP	NOT APPROVED
HA-D1	Schlage T. 888-805-9837 E. consumerschlage@allegion.com	**Door Viewer with Cover** Location: Refer to ID Drawings Model #: 698-619 190 Degree Wide Angle: View Cover #890-311-619 Material: Solid Brass Finish: Satin Nickel	
HA-D2	Pemko by Assa Abloy	**Door Perimeter Gasketing** Location: Refer to ID Drawings Model #: Combo Fire/Smoke Adhesive Perimeter Gasketing HSS2000xS88 Color: Clear	
HA-D3	Pemko by Assa Abloy	**Door Bottom Sweep** Location: Refer to ID Drawings Model #: Brush Gasketing: 90 Degree Aluminum Retainers 90041_S8 Color: Clear Anodized Aluminum	
HA-D4	CR Laurence Co. Inc.	**Glass Door Bottom Sweep** Location: Refer To ID Drawings Model #: P14WS CRL Dual Durometer PVC Seal and Wipe Door Thickness: 1/4" Monolithic Tempered Glass	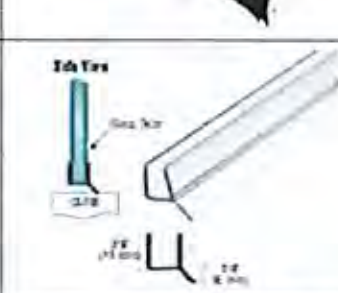
HA-D5	CR Laurence Co. Inc.	**Glass Door Magnetic Catch Channel** Location: Refer To ID Drawings Model #: PM38 CRL 45 Degree RH Magnetic Profile for Glass-to-Glass Door Thickness: 1/4" to 5/16" Monolithic Tempered Glass	
HA-D6	Rockwood by Assa Abloy	**Door Guard** Location: Refer To ID Drawings Model #: Rockwood 603 - Door Guard Material: Cast Aluminum Finish: DCRM (Dull Chrome)	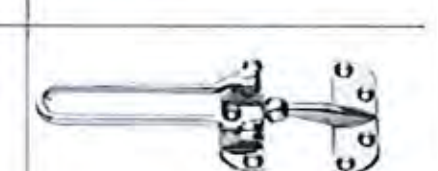
HA-D7	Rockwood by Assa Abloy	**Door Magnetic Catch** Location: Refer To ID Drawings Model #: Rockwood 900 - Heavy Duty Magnetic Catch Material: Aluminum Finish: ALM (Natural Aluminum)	

GUESTROOM HARDWARE SCHEDULE (con't)

HA-E1	OMNIA	**QQ Closet Flush Pull** Location: Refer To ID Drawings Model #: 7037/0 Traditional Rectangular Flush Cup Finish: US15 Satin Nickel Plated, Lacquered	
HA-E2	Sun Valley Bronze	**King Closet Pull** Location: Refer To ID Drawings Model #: GH-228T Finish: Polished White Bronze	
HA-E3	CR Laurence Co. Inc.	**Glass Door Pull / Towel Bar** Location: Refer To ID Drawings Model #: SQ8X18CH Material: 3/4" Brass Tubing Finish: Polished Chrome	
HA-E4	Restoration Hardware	**King Vanity Pull** Location: Refer To ID Drawings Model #: Asbury Knob Material: Solid Brass Finish: Satin Nickel	
HA-F1	CR Laurence Co. Inc. REVISE SPEC.	**Glass Fixed Panel Wall Bracket** Location: Refer To ID Drawings Model #: ME905CH CRL Polished Chrome Melbourne Series Wall Mount Bracket Glass Thickness Range: 5/16" to 1/2" Color: Polished Chrome KWB11010	
HA-G2	Pemko by Assa Abloy	**Sliding Door Track System** Location: Refer To ID Drawings Model #: Pemko Bypass Track Series 1-3/4" Thick Doors Overhead Mount (HBP200A/54") Track Length: Custom cut to 4'-8" opening (V.I.F) Finish: Clear Anodized Aluminim Track	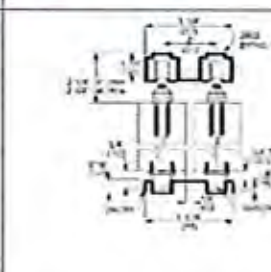

GUESTROOM PLUMBING FIXTURE SCHEDULE

ITEM #	SOURCE/ MFG	ITEM NAME	SWATCH
Category: Plumbing Fixtures			
FF-A1 Issued	Kohler NY Attn: Lara Garahan 444 Highland Drive Mail Stop 419 Kohler, WI 53044 United States E lara.garahan@kohler.com	**Bathroom Lavatory** Model #: Caxton Rectangle K -20000 Finish: 0 White Dimension: 17-5/8" L x 13-1/8"	
FF-B1 Issued	Hansgrohe Attn: Sandra Tobar 29 Ninth Ave Meatpacking District New York , NY 10014 E sandra.tobar@hansgrohe.com	**Bathroom Faucet** Model #: 71533001 Finish: Polished Chrome Dimension: 8 7/8"H x 10 7/8"W	
FF-C1 Revised 6/4/2021	Kohler NY Attn: Lara Garahan 444 Highland Drive Mail Stop 419 Kohler, WI 53044 United States E: lara.garahan@kohler.com	**Shower Column** Model #: K-76474-CP Finish: Polished Chrome Dimensions: 29"H x 8" W x 22" D Valve: K-P8304-KS Valve Trim: K-TS74042-4-CP	
FF-C2 Revised 6/4/2021	Kohler NY Attn: Lara Garahan 444 Highland Drive Mail Stop 419 Kohler, WI 53044 United States E: lara.garahan@kohler.com	**Tub/ Shower Set** Model #: K-98361 Description: Awaken G90 Sidebar, 2.0 GPM Finish: Chrome Bath Spout: K-45133 Shower Trim: K-TS97077-4 Transfer Valve: K-T97091-4	 APROBACION DE ALTERNA
FF-D1 Issued 7/31/2020	Kohler NY Attn: Lara Garahan 444 Highland Drive Mail Stop 419 Kohler, WI 53044 United States E: lara.garahan@kohler.com	**Toilet** Model #: K-3946-0 Finish: #0 White Dimension: 16 5/16"W x 28 7/16"H x 28 9/16"D	 APROBACION DE ALTERNA
FF-E1 Revised 6/4/2021	Ferguson Facilities Supply Attn: Dean Armstrong T: 909-465-1288 E: dean.armstrong@ferguson.com	**Shower Floor Drain** Model #: A37037 Description: QuARTz Plus Line Finish: Stainless Steel	 APROBACION DE ALTERNA
FF-F1 Revised 6/4/2021	Kohler NY Attn: Lara Garahan 444 Highland Drive Mail Stop 419 Kohler, WI 53044 United States E lara.garahan@kohler.com	**Drop-In Tub** Model #: K-850-0 Description: Tea-for-Two Drop-in Bath Finish: 0 White Dimension: 60" L x 3\6" W x 18 1/4" H	

FRMS WILL SEND ALTERNATES FOR APPROVAL.

GUESTROOM BATHROOM ACCESSORY SCHEDULE

Category: Bath Accessories			
BA-A1 Revised 5/27/2021	Hansgrohe Attn: Sandra Tobar 29 Ninth Ave Meatpacking District New York , NY 10014 E sandra.tobar@hansgrohe.com	**Toilet Paper Holder** Model #: 41726000 Finish: Chrome Dimension: 5 7/8"W x 3"D	
BA-A2 Revised 5/27/2021	Hansgrohe Attn: Sandra Tobar 29 Ninth Ave Meatpacking District New York , NY 10014 E sandra.tobar@hansgrohe.com	**Spare Toilet Paper Holder** Model #: 40517000 Finish: Chrome Dimension: 6"H x 3 1/8"D x 2 1/2"W	
BA-B1 Revised 5/27/2021	Hansgrohe Attn: Sandra Tobar 29 Ninth Ave Meatpacking District New York , NY 10014 E sandra.tobar@hansgrohe.com	**Towel Bar** Model #: 41716000 Finish: Chrome Dimension: 25 3/8"W x 2 7/8"D	
BA-C1 Revised 5/27/2021	Hansgrohe Attn: Sandra Tobar 29 Ninth Ave Meatpacking District New York , NY 10014 E sandra.tobar@hansgrohe.com	**Robe Hook** Model #: 41725000 Finish: Chrome Dimension: 4 1/8"W x 3"D x 2 1/8"H	
BA-E1 Revised 5/27/2021	Bradley Corp PO Box 309 Menomonee Falls, WI 53051 T: 800-272-3539 E: international@bradleycorp.com	**Grab Bar 18"** Model #: 812-00-18 812-00-36 Finish: Satin Stainless Steel Dimension: 18" (458mm). 1-1/2" (38mm) diameter tubing	
BA-E2 Revised 5/27/2021	Bradley Corp PO Box 309 Menomonee Falls, WI 53051 T: 800-272-3539 E: international@bradleycorp.com	**Grab Bar 24"** Model #: 812-00-24 812-00-36 Finish: Satin Stainless Steel Dimension: 24" (610mm). 1-1/2" (38mm) diameter tubing	
BA-E3 Revised 5/27/2021	Bradley Corp PO Box 309 Menomonee Falls, WI 53051 T: 800-272-3539 E: international@bradleycorp.com	**Grab Bar 36"** Model #: 812-00-36 812-00-36 Finish: Satin Stainless Steel Dimension: 36" (915mm). 1-1/2" (38mm) diameter tubing	
BA-E4 Revised 5/27/2021	Bradley Corp PO Box 309 Menomonee Falls, WI 53051 T: 800-272-3539 E: international@bradleycorp.com	**Grab Bar 42"** Model #: 812-00-42 812-00-36 Finish: Satin Stainless Steel Dimension: 42" (1067mm). 1-1/2" (38mm) diameter tubing	

ALL ACCESORIES MUST MATCH FINISHES

100% CD SET REVISION - LAS VISTAS GUESTROOMS & CORRIDORS | SEPTEMBER 7, 2021 |

Wimberly INTERIORS
a design studio of WATG
strategy planning architecture landscape interiors
new york | NY | 212 274 2626 watg.com

ROYAL BLUE HOSPITALITY, LLC
PO BOX 9832
SAN JUAN, PR 00908
PUERTO RICO

no. date issue

EL CONQUISTADOR RESORT
1000 EL CONQUISTADOR AVENUE
FAJARDO, PR 00738-3711
PUERTO RICO

BUILDING #2 LAS VISTAS (LV) - GUESTROOM HARDWARE, PLUBMING, BATHROOM ACC. SHEDULES

project no. 195056 date 09/07/21
checked by Checker
drawn by Author
B2
I-005

9/7/2021 2:40:45 PM
The original size of this drawing is 30"x42" Copyright © 2011 WATG. All rights reserved.

MISSING TYPICAL UNIT
K-1 ADA OR
CHANGE TO K-5

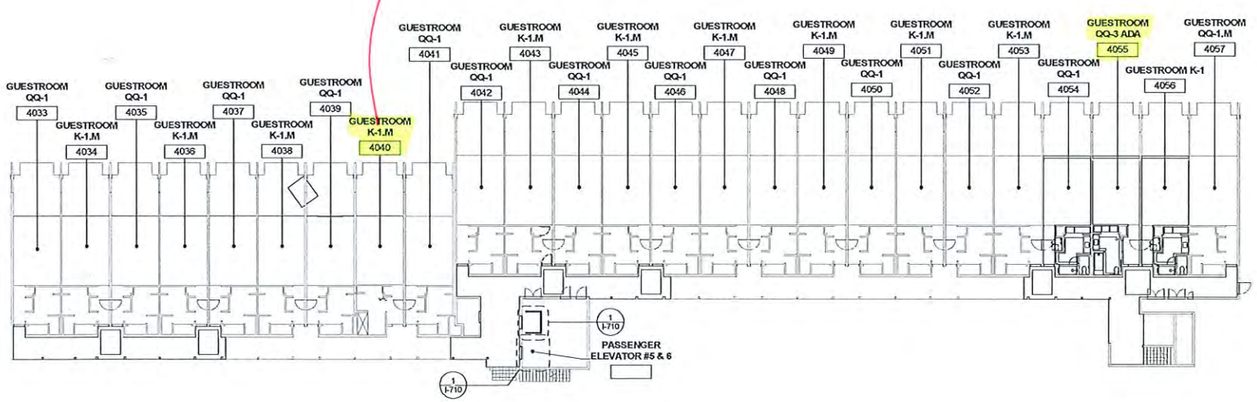

1 **BUILDING #2 LAS VISTAS - GROUND LEVEL OVERALL KEY PLAN**
1/16" = 1'-0"

25

9/7/2021 2:40:50 PM
The original size of this drawing is 30"x42"
Copyright © 2011 WATG. All rights reserved.

100% CD SET REVISION - LAS VISTAS GUESTROOMS & CORRIDORS | SEPTEMBER 7, 2021 |

Wimberly INTERIORS
a design studio of WATG
strategy planning architecture landscape interiors
new york | NY | 212 274 2626 watg.com

ROYAL BLUE HOSPITALITY, LLC
PO BOX 9832
SAN JUAN, PR 00908
PUERTO RICO

no. date issue

EL CONQUISTADOR RESORT
1000 EL CONQUISTADOR AVENUE
FAJARDO, PR 00738-3711
PUERTO RICO

BUILDING #2 LAS VISTAS (LV) - GROUND OVERALL KEY PLAN

project no. 195056 date 09/07/21

Checked by: Checker
Drawn by: Author

B2

I-100

TYPICAL K-2 (ADA) PROVIDE DETAILS OR CITAN GE TO K-5.1

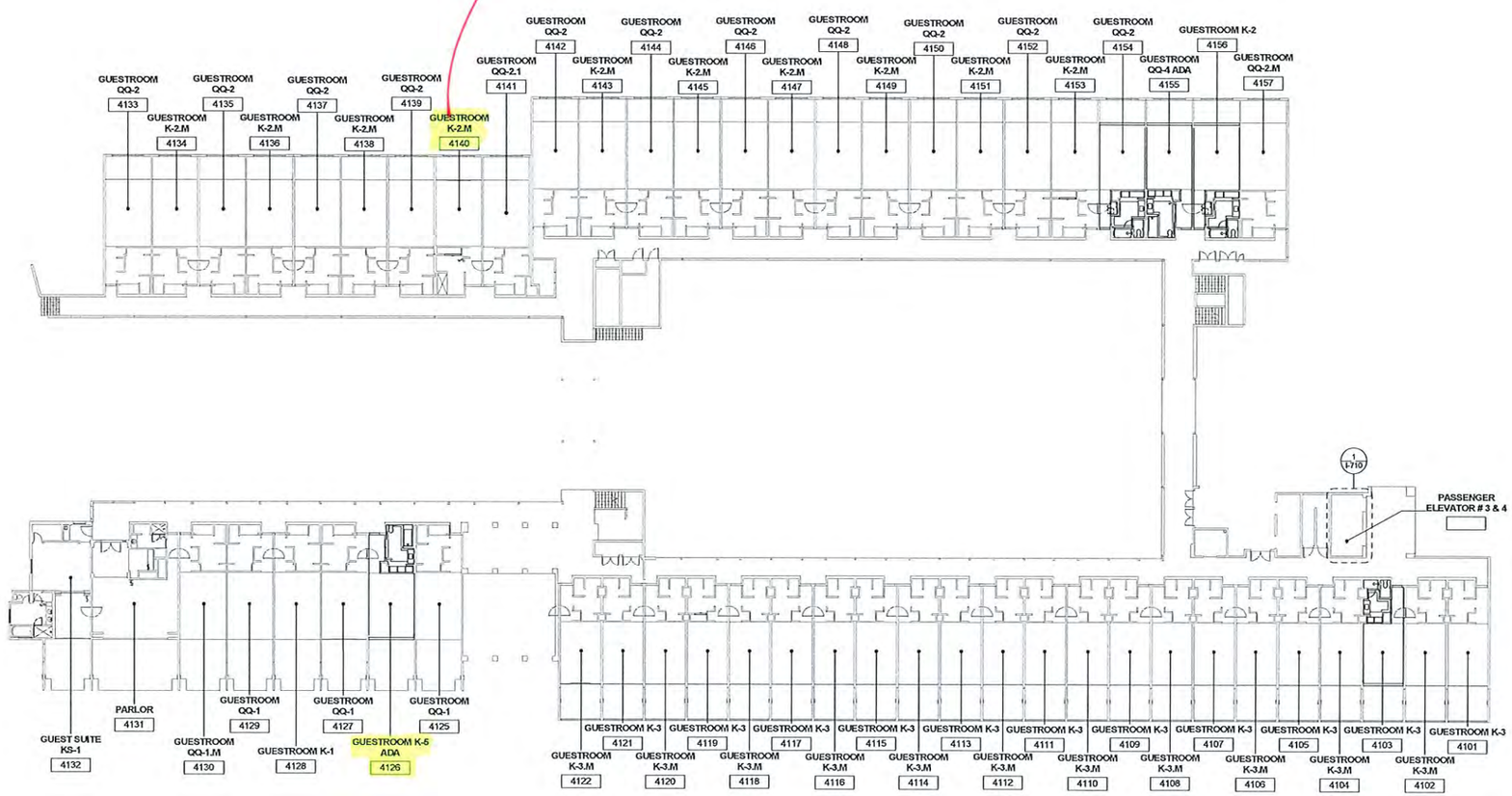

54
1 PARLOR

1 BUILDING #2 LAS VISTAS - 1ST LEVEL OVERALL KEY PLAN
1/16" = 1'-0"

SCALE 1"= 0'-0" U.N.O.

9/7/2021 2:46:51 PM
The original size of this drawing is 30"x42"
Copyright © 2011 WATG. All rights reserved.

100% CD SET REVISION - LAS VISTAS GUESTROOMS & CORRIDORS | SEPTEMBER 7, 2021 |

Wimberly INTERIORS
a design studio of WATG
strategy planning architecture landscape interiors
new york | NY | 212 274 2626 watg.com

ROYAL BLUE HOSPITALITY, LLC
PO BOX 9832
SAN JUAN, PR 00908
PUERTO RICO

no. date issue

EL CONQUISTADOR RESORT
1000 EL CONQUISTADOR AVENUE
FAJARDO, PR 00738-3711
PUERTO RICO

BUILDING #2 LAS VISTAS (LV) - 1ST LEVEL OVERALL KEY PLAN

project no. 155056 date 09/07/21

checked by: Checker
drawn by: Author

B2

I-101

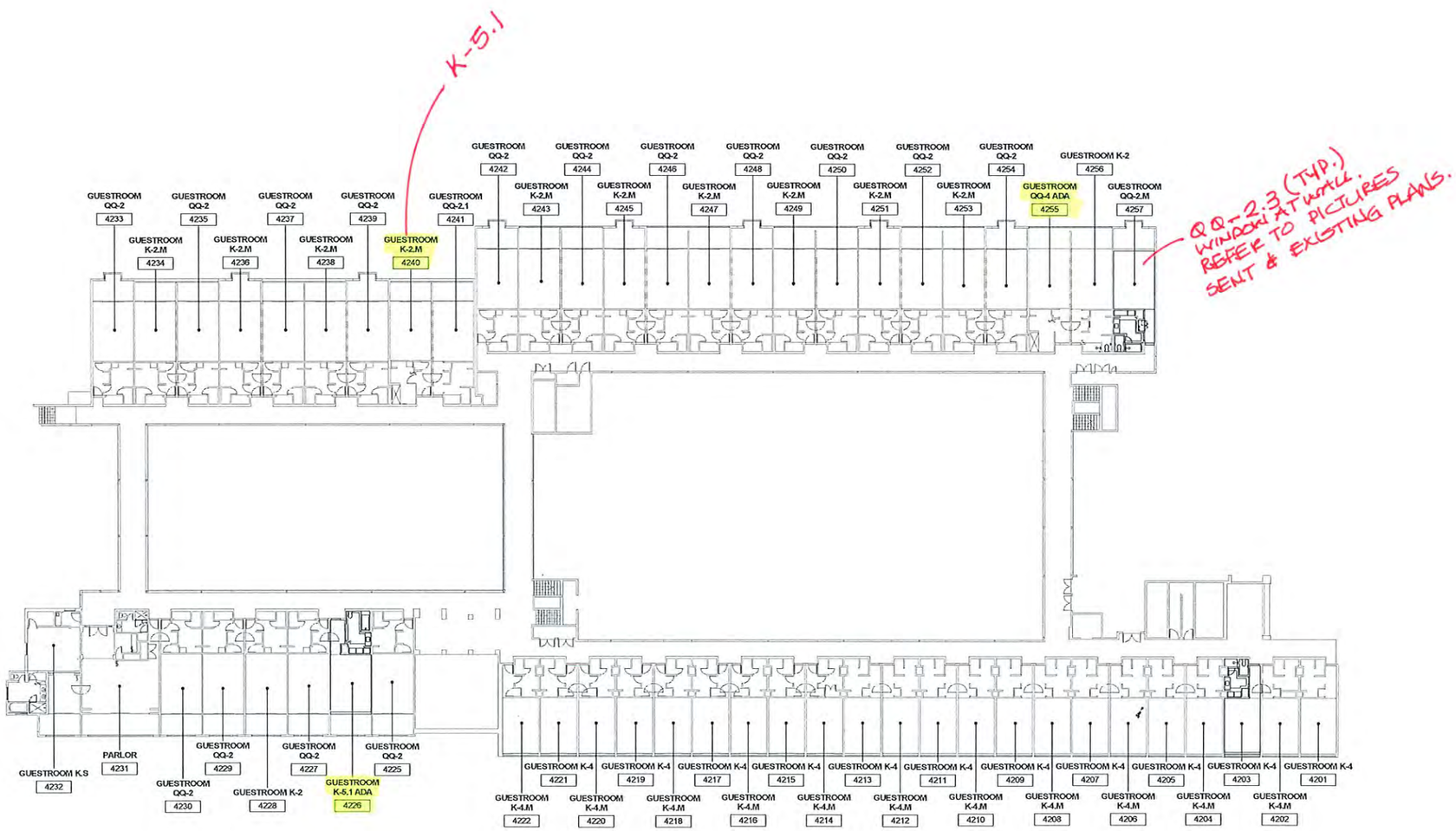

1 **BUILDING #2 LAS VISTAS - 2ND LEVEL OVERALL KEY PLAN**
1/16" = 1'-0"

9/7/2021 2:46:54 PM
The original size of this drawing is 30"x42"
Copyright © 2011 WATG. All rights reserved.

100% CD SET REVISION - LAS VISTAS GUESTROOMS & CORRIDORS | SEPTEMBER 7, 2021 |

Wimberly INTERIORS
a design studio of WATG
strategy planning architecture landscape interiors
new york | NY | 212 274 2626 watg.com

ROYAL BLUE HOSPITALITY, LLC
PO BOX 9832
SAN JUAN, PR 00908
PUERTO RICO

no. date issue

EL CONQUISTADOR RESORT
1000 EL CONQUISTADOR AVENUE
FAJARDO, PR 00738-3711
PUERTO RICO

BUILDING #2 LAS VISTAS (LV) - 2ND LEVEL OVERALL KEY PLAN

project no. 195056 date 09/07/21

checked by: Checker
drawn by: Author

B2

I-102

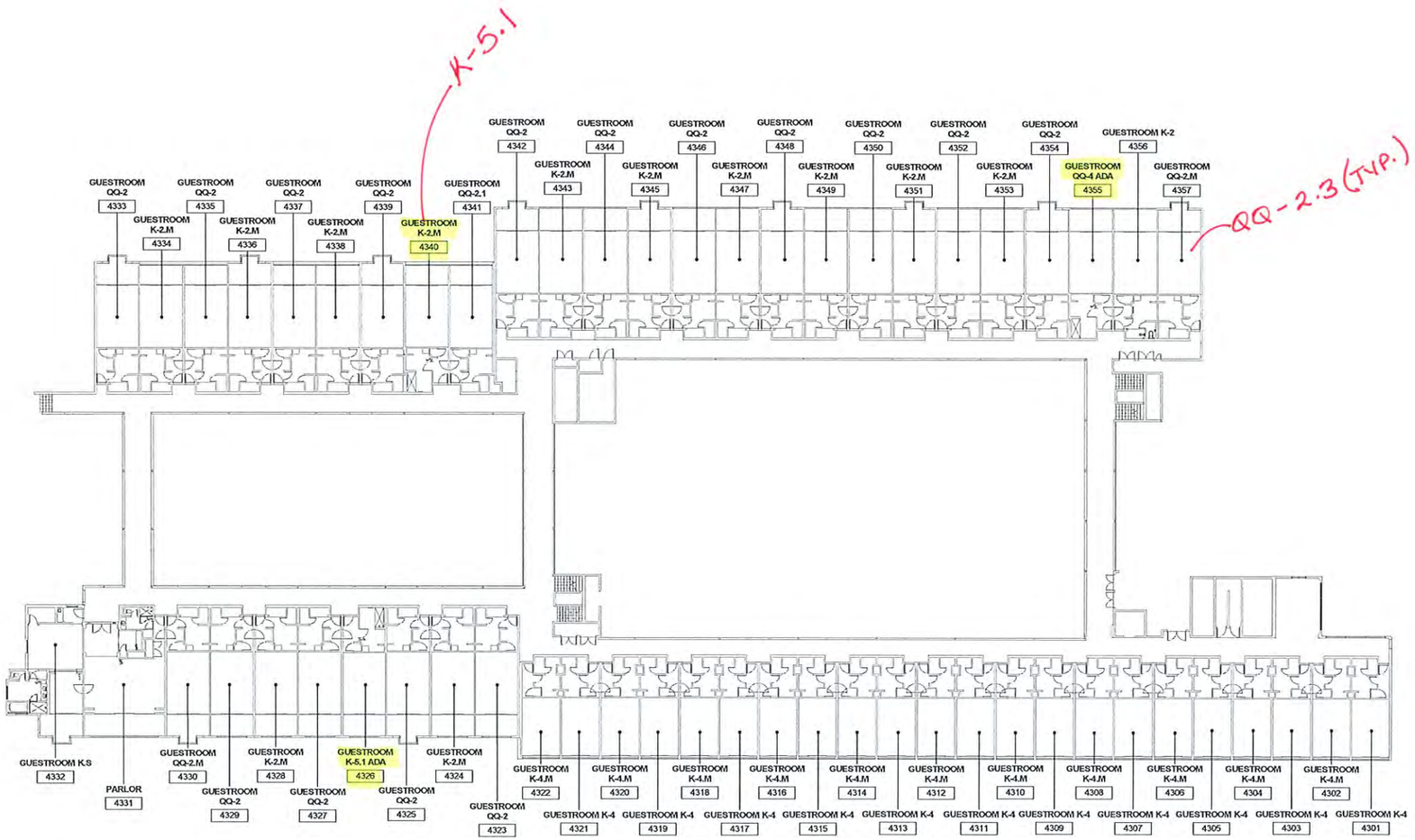

56
1 PAR

1 **BUILDING #2 LAS VISTAS - 3RD LEVEL OVERALL KEY PLAN**
1/16" = 1'-0"

0 0 0 0 0FT
SCALE 1"= 0'-0" U.N.O.

100% CD SET REVISION - LAS VISTAS GUESTROOMS & CORRIDORS | SEPTEMBER 7, 2021 |

Wimberly INTERIORS
a design studio of WATG
strategy planning architecture landscape interiors
new york | NY | 212 274 2626 watg.com

ROYAL BLUE HOSPITALITY, LLC
PO BOX 9832
SAN JUAN, PR 00908
PUERTO RICO

no.	date	issue

EL CONQUISTADOR RESORT
1000 EL CONQUISTADOR AVENUE
FAJARDO, PR 00738-3711
PUERTO RICO

BUILDING #2 LAS VISTAS (LV) - 3RD LEVEL OVERALL KEY PLAN

project no. 195056 date 09/07/21

checked by Checker
drawn by Author

B2

I-103

9/7/2021 2:49:57 PM
The original size of this drawing is 30"x42"
Copyright © 2011 WATG. All rights reserved.

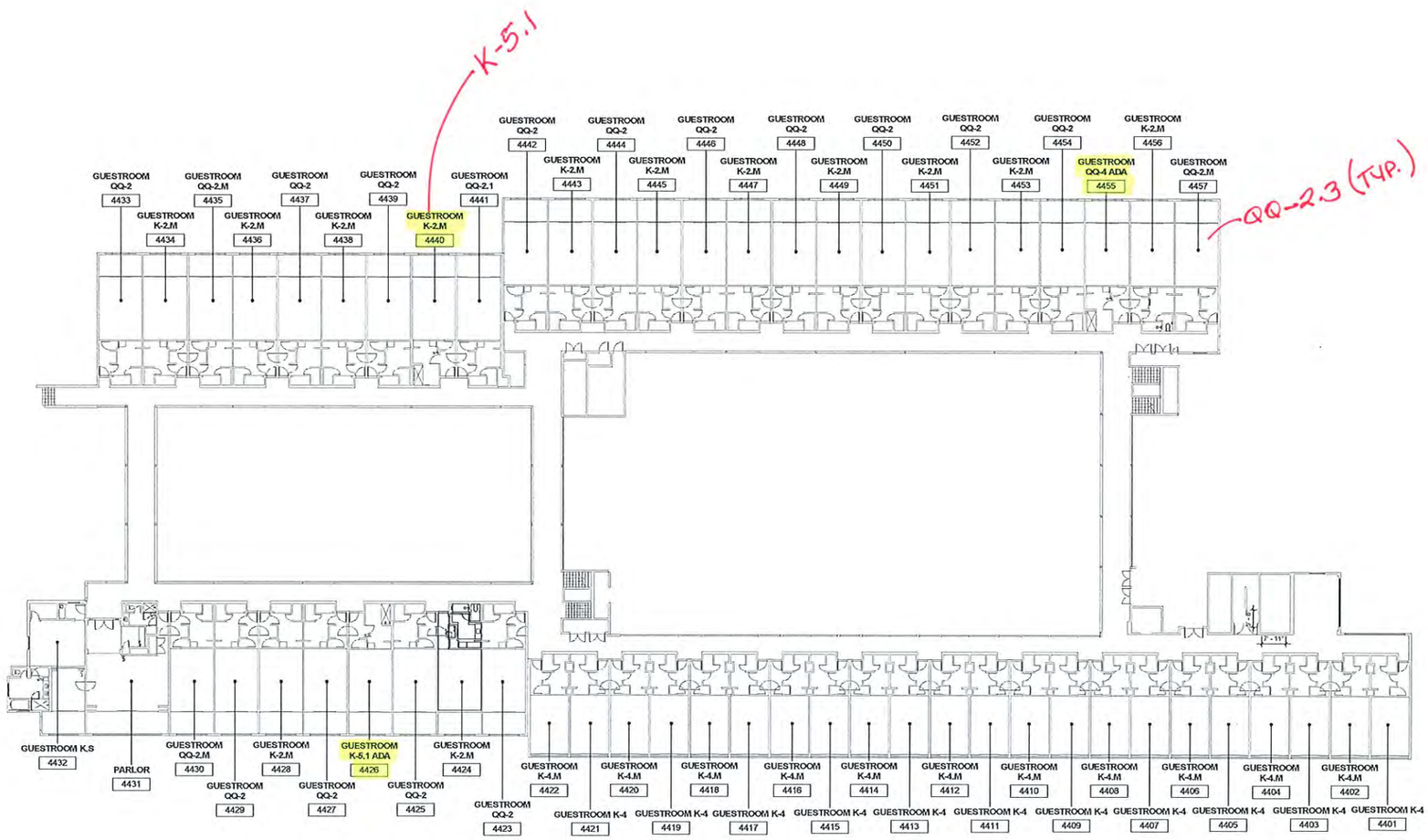

56
1 PATIO

1 BUILDING #2 LAS VISTAS - 4TH LEVEL OVERALL KEY PLAN
1/16" = 1'-0"

0 0 0 0 0FT
SCALE 1"= 0'-0" U.N.O.

9/7/2021 2:41:00 PM
The original size of this drawing is 20"x42"

Copyright © 2011 WATG. All rights reserved.

100% CD SET REVISION - LAS VISTAS GUESTROOMS & CORRIDORS | SEPTEMBER 7, 2021 |

Wimberly INTERIORS
a design studio of WATG
strategy planning architecture landscape interiors
new york | NY | 212 274 2626 watg.com

ROYAL BLUE HOSPITALITY, LLC
PO BOX 9832
SAN JUAN, PR 00908
PUERTO RICO

no. date issue

EL CONQUISTADOR RESORT
1000 EL CONQUISTADOR AVENUE
FAJARDO, PR 00738-3711
PUERTO RICO

BUILDING #2 LAS VISTAS (LV) - 4TH LEVEL OVERALL KEY PLAN

project no. 195056 date 09/07/21

B2

I-104

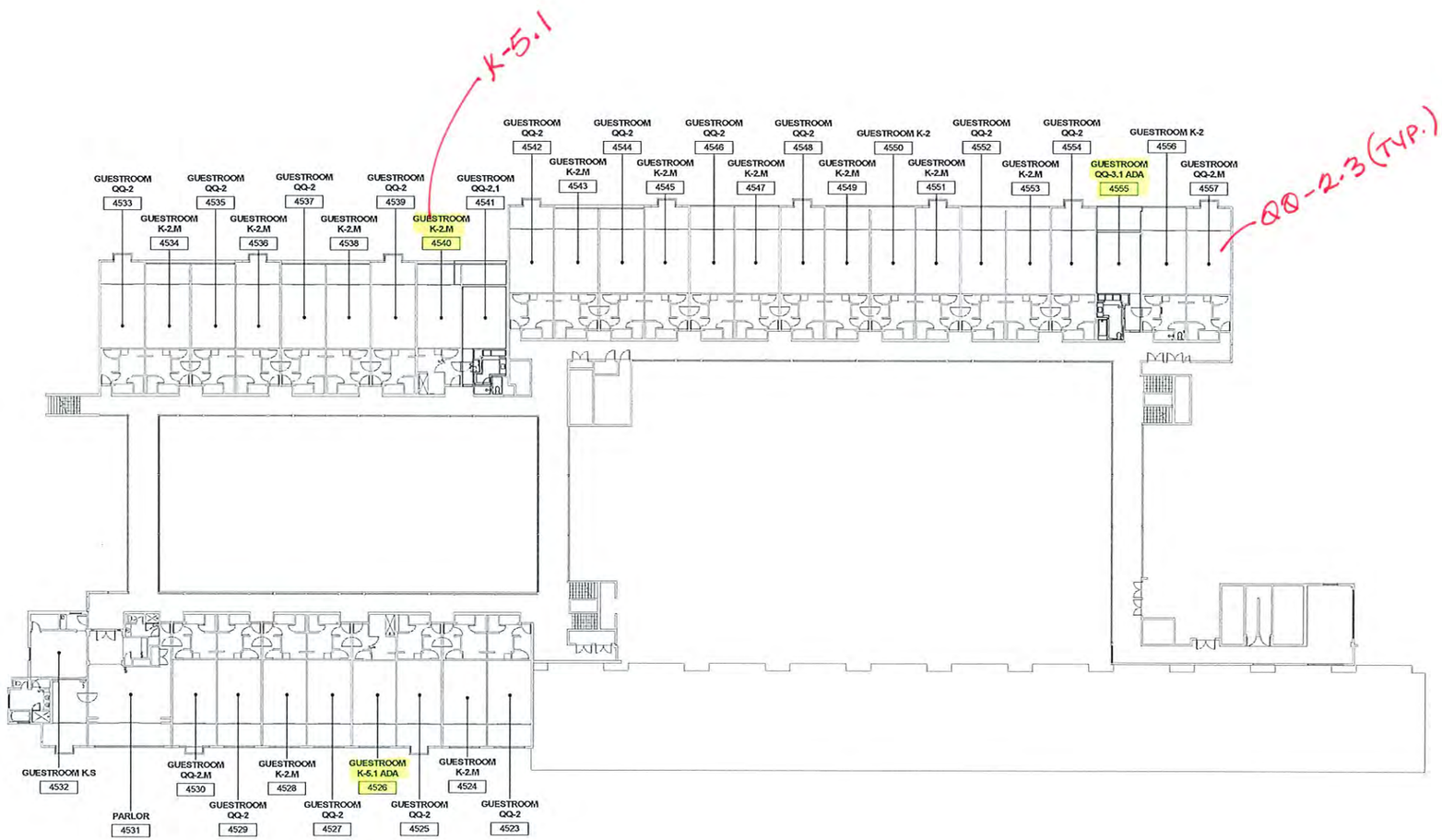

34
1 PAIR

1 BUILDING #2 LAS VISTAS - 5TH LEVEL OVERALL KEY PLAN
1/16" = 1'-0"

SCALE 1"= 0'-0" U.N.O.

100% CD SET REVISION - LAS VISTAS GUESTROOMS & CORRIDORS | SEPTEMBER 7, 2021 |

Wimberly INTERIORS
a design studio of WATG
strategy planning architecture landscape interiors
new york | NY | 212 274 2626 watg.com

ROYAL BLUE HOSPITALITY, LLC
PO BOX 9832
SAN JUAN, PR 00908
PUERTO RICO

no. date issue

EL CONQUISTADOR RESORT
1000 EL CONQUISTADOR AVENUE
FAJARDO, PR 00738-3711
PUERTO RICO

BUILDING #2 LAS VISTAS (LV) - 5TH LEVEL OVERALL KEY PLAN

project no. 195056 date 09/07/21

checked by: Checker
drawn by: Author

B2

I-105

9/7/2021 2:41:03 PM
The original size of this drawing is 30"x42"
Copyright © 2011 WATG. All rights reserved.

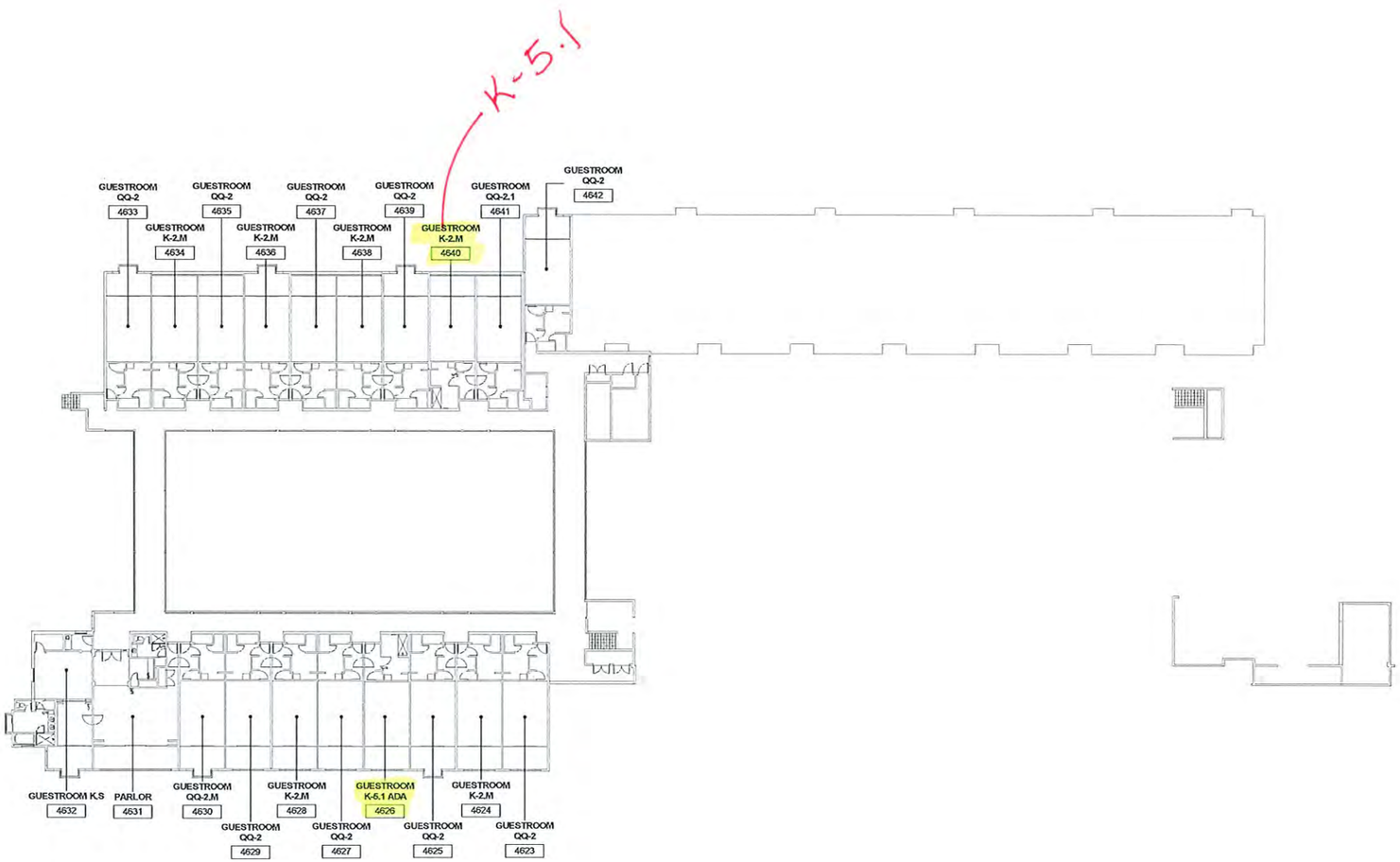

1 **BUILDING #2 LAS VISTAS - 6TH LEVEL OVERALL KEY PLAN**
1/16" = 1'-0"

19
1PAR

0 0 0 0 0 FT
SCALE 1"= 0'-0" U.N.O.

100% CD SET REVISION - LAS VISTAS GUESTROOMS & CORRIDORS | SEPTEMBER 7, 2021 |

Wimberly INTERIORS
a design studio of WATG
strategy planning architecture landscape interiors
new york | NY | 212 274 2626 watg.com

ROYAL BLUE HOSPITALITY, LLC
PO BOX 9832
SAN JUAN, PR 00908
PUERTO RICO

no. date issue

EL CONQUISTADOR RESORT
1000 EL CONQUISTADOR AVENUE
FAJARDO, PR 00738-3711
PUERTO RICO

BUILDING #2 LAS VISTAS (LV) - 6TH LEVEL OVERALL KEY PLAN

project no. 195056 date 09/07/21
checked by: Checker
drawn by: Author

B2

I-106

9/7/2021 2:41:05 PM
The original size of this drawing is 30"x42"
Copyright © 2011 WATG. All rights reserved.

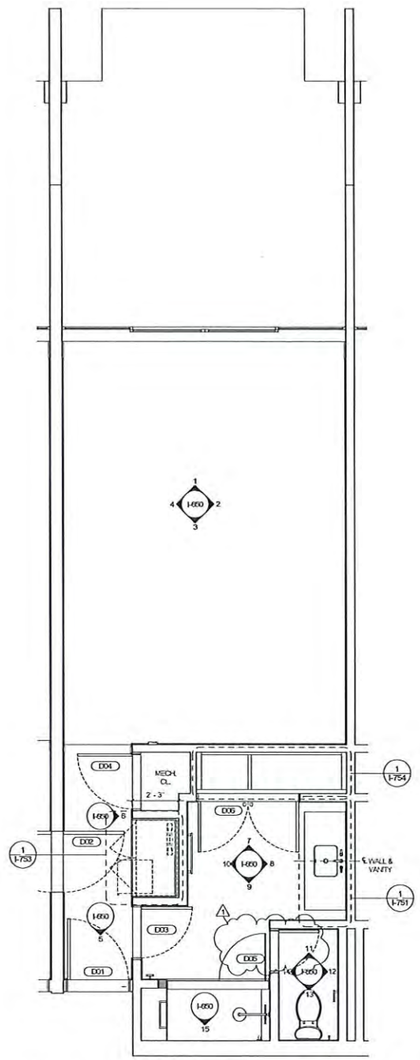

1 LAS VISTAS GUESTROOM K-1 KEY PLAN
3/8" = 1'-0"

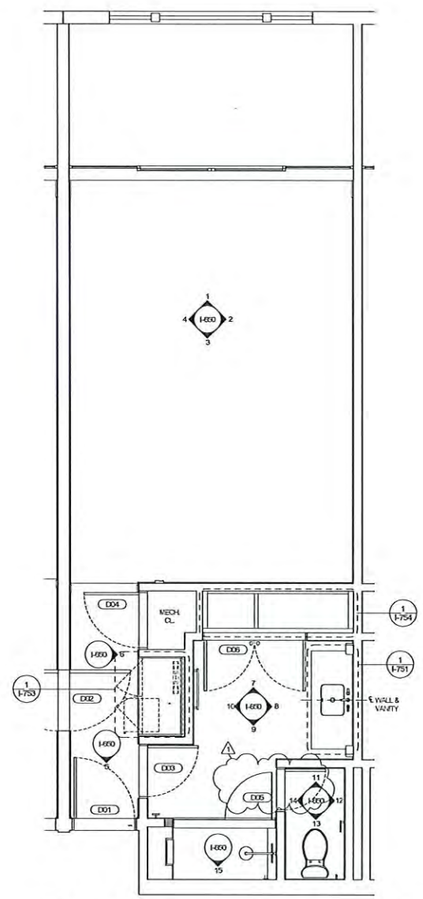

2 LAS VISTAS GUESTROOM K-2 KEY PLAN
3/8" = 1'-0"

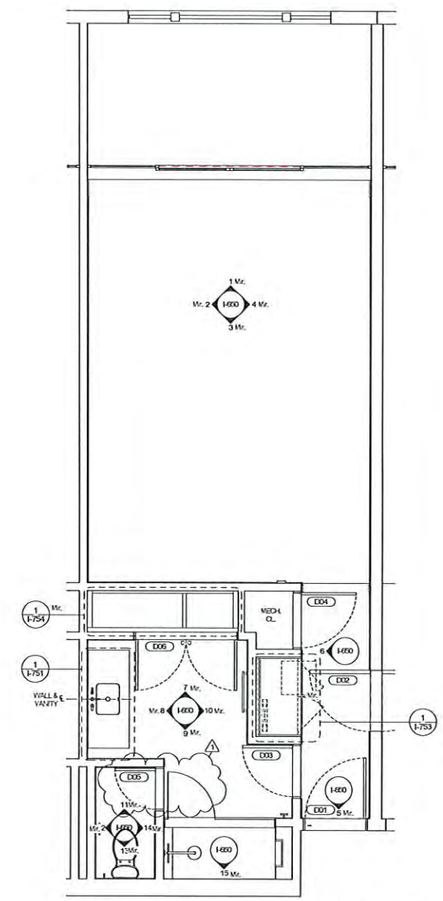

3 LAS VISTAS GUESTROOM K-2.M KEY PLAN
3/8" = 1'-0"

GUESTROOM TYPE K-1
ROOM NUMBER
4034
4036
4038
K-5 4040 ADA
4043
4045
4047
4049
4051
4053
4056
4128

TOTAL ROOMS: 12

GUESTROOM TYPE K-2
ROOM NUMBER
4156
4228
4256
4356
4550
4556

TOTAL ROOMS: 6

GUESTROOM TYPE K-2.M	GUESTROOM TYPE K-2.M	GUESTROOM TYPE K-2.M	GUESTROOM TYPE K-2.M
ROOM NUMBER	ROOM NUMBER	ROOM NUMBER	ROOM NUMBER
4134	4251	4438	4549
4136	4253	4440 K-5.1	4551
4138	4324	4443	4553
4140 K-5.1	4328	4445	4624
4143	4334	4447	4628
4145	4336	4449	4634
4147	4338	4451	4636
4149	4340 K-5.1	4453	4638
4151	4343	4456	4640 K-5.1
4153	4345	4524	
4234	4347	4528	
4236	4349	4534	
4238	4351	4536	
4240 K-5.1	4353	4538	
4243	4424	4540 K-5.1	
4245	4428	4543	
4247	4434	4545	
4249	4436	4547	

TOTAL ROOMS: 63

Wimberly INTERIORS
a design studio of WATG
strategy planning architecture landscape interiors
new york | NY | 212 274 2626 watg.com

ROYAL BLUE HOSPITALITY, LLC
PO BOX 5832
SAN JUAN, PR 00908
PUERTO RICO

100% CD SET REVISION - LAS VISTAS GUESTROOMS & CORRIDORS | SEPTEMBER 7, 2021 |

no.	date	issue
1	Date 1	Revision 1

EL CONQUISTADOR RESORT
1000 EL CONQUISTADOR AVENUE
FAJARDO, PR 00738-3711
PUERTO RICO

BUILDING #2 LAS VISTAS (LV) - ENLARGED KING GUESTROOM KEY PLAN

project no. 195056 date 09/07/21
checked by AD
drawn by KR

B2

I-150

Copyright © 2011 WATG. All rights reserved.

9/7/2021 2:41:58 PM
The original size of this drawing is 20"x42"

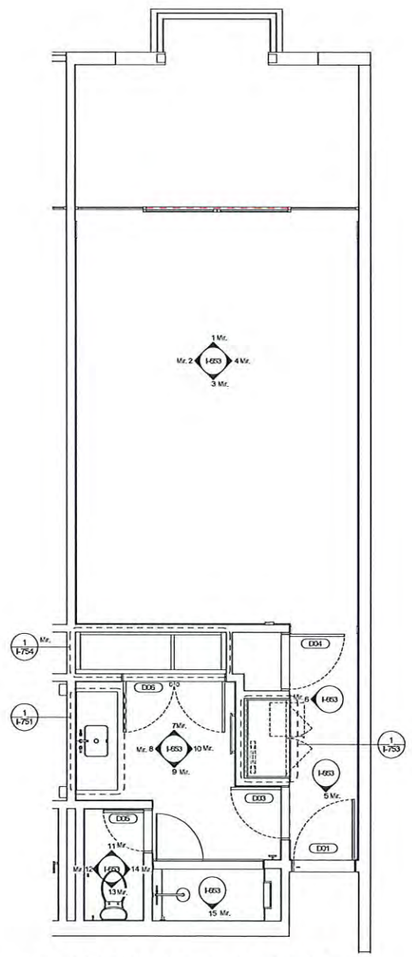

1 LAS VISTAS GUESTROOM QQ-2.M
3/8" = 1'-0"

GUESTROOM TYPE QQ-2.M
ROOM NUMBER
4157
4257
4330
4357
4430
4435
4457
4530
4557
4630
TOTAL ROOMS: 10

QQ-2.3 (WINDOW AT WALL)

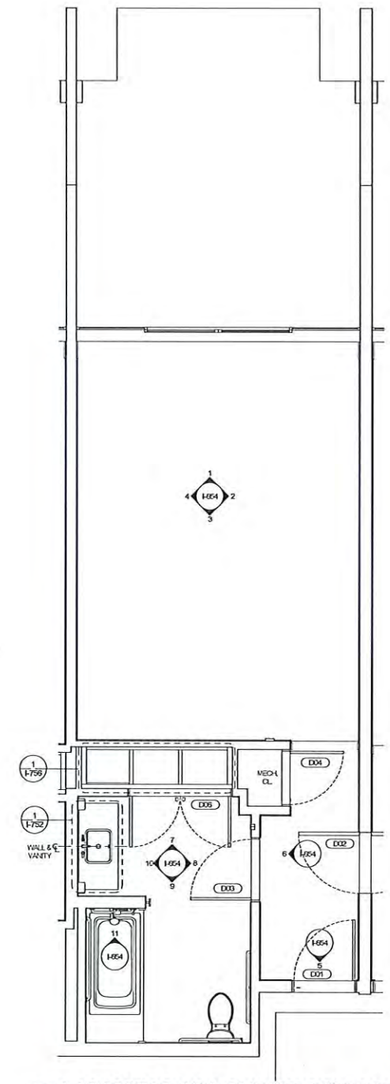

2 LAS VISTAS ADA GUESTROOM QQ-3 KEY PLAN
3/8" = 1'-0"

GUESTROOM TYPE QQ-3...
ROOM NUMBER
4055
TOTAL ROOMS: 1

Wimberly INTERIORS
a design studio of WATG

strategy planning architecture landscape interiors

new york | NY | 212 274 2626 watg.com

ROYAL BLUE HOSPITALITY, LLC

PO BOX 9832
SAN JUAN, PR 00908
PUERTO RICO

100% CD SET REVISION - LAS VISTAS GUESTROOMS & CORRIDORS | SEPTEMBER 7, 2021 |

no. date issue

EL CONQUISTADOR RESORT

1000 EL CONQUISTADOR AVENUE
FAJARDO, PR 00738-3711
PUERTO RICO

project title
BUILDING #2 LAS VISTAS (LV) - ENLARGED DOUBLE QUEEN GUESTROOM KEY PLAN

project no. 195056 date 09/07/21

checked by AD
drawn by KR

B2

I-154

9/7/2021 2:41:18 PM
The original size of this drawing is 30"x42" Copyright © 2011 WATG. All rights reserved.

GENERAL COMMENTS:

* REVISE BATHROOM FLOOR PATTERNS TO REFLECT NEW DESIGN DUE TO TILE CHANGE. (PROVIDE 2 DIFFERENT HATCHES)

* COMMENTS APPLIES TO ALL TYPICAL UNITS

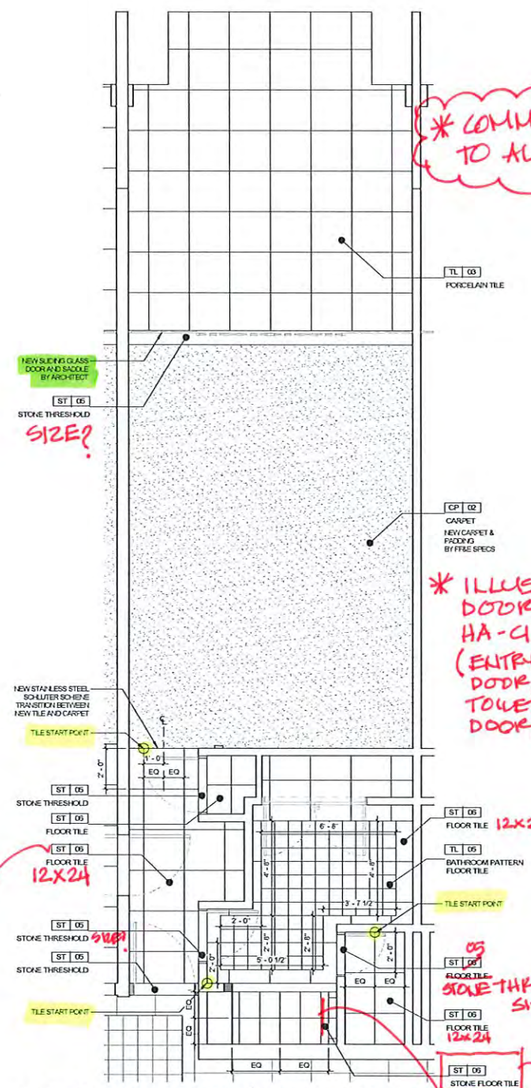

1 LAS VISTAS GUESTROOM K-1 FLOOR FINISH PLAN
3/8" = 1'-0"

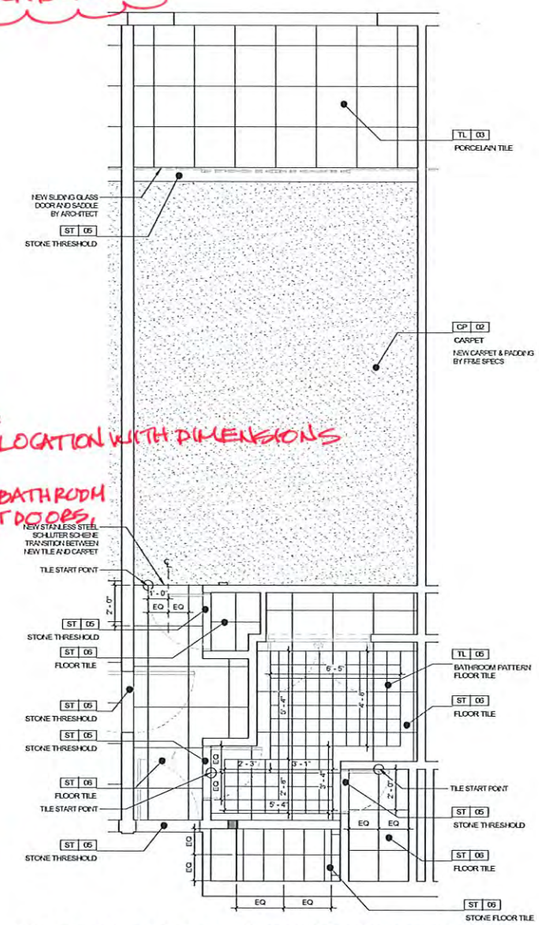

2 LAS VISTAS GUESTROOM K-2 FLOOR FINISH PLAN
3/8" = 1'-0"

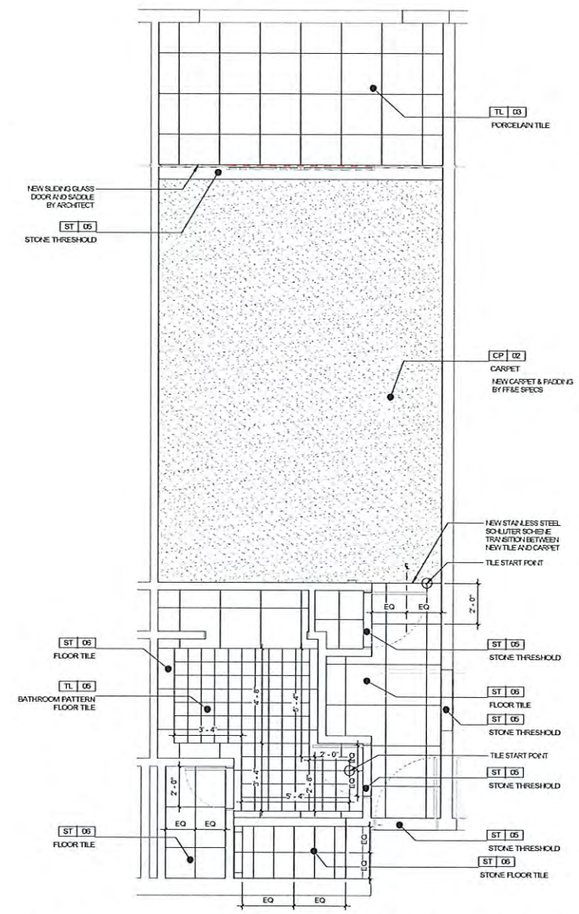

3 LAS VISTAS GUESTROOM K-2.M FLOOR FINISH PLAN
3/8" = 1'-0"

ST-06 PATTERN NEEDS TO BE SHOWN IN 12" X 24" TILE

ALTERNATE TILE AND/OR NON SLIP COATING NEEDS TO BE APPLIED. (PENDING GC CONFIRMATION)

ILLUSTRATE FLOOR DRAIN TO SHOW THE CUT IN THE TILE.

Copyright © 2011 WATG. All rights reserved.

9/7/2021 2:41:23 PM
The original size of this drawing is 30"x42"

Wimberly INTERIORS
a design studio of WATG
strategy planning architecture landscape interiors
new york | NY | 212 274 2626 watg.com

ROYAL BLUE HOSPITALITY, LLC
PO BOX 9832
SAN JUAN, PR 00908
PUERTO RICO

100% CD SET REVISION - LAS VISTAS GUESTROOMS & CORRIDORS | SEPTEMBER 7, 2021 |

no. date issue

EL CONQUISTADOR RESORT
1000 EL CONQUISTADOR AVENUE
FAJARDO, PR 00738-3711
PUERTO RICO

BUILDING #2 LAS VISTAS (LV) - ENLARGED KING GUESTROOM FLOOR FINISH PLAN

project no. 195056 date 09/07/21
checked by AD
drawn by KR

B2

I-250

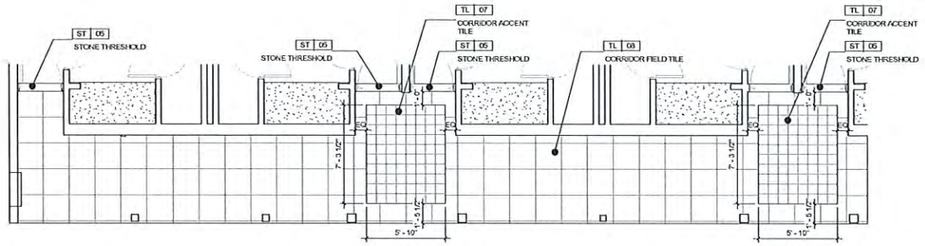

1 GUESTROOM CORRIDOR TYP. FLOOR FINISH PLAN
1/4" = 1'-0"

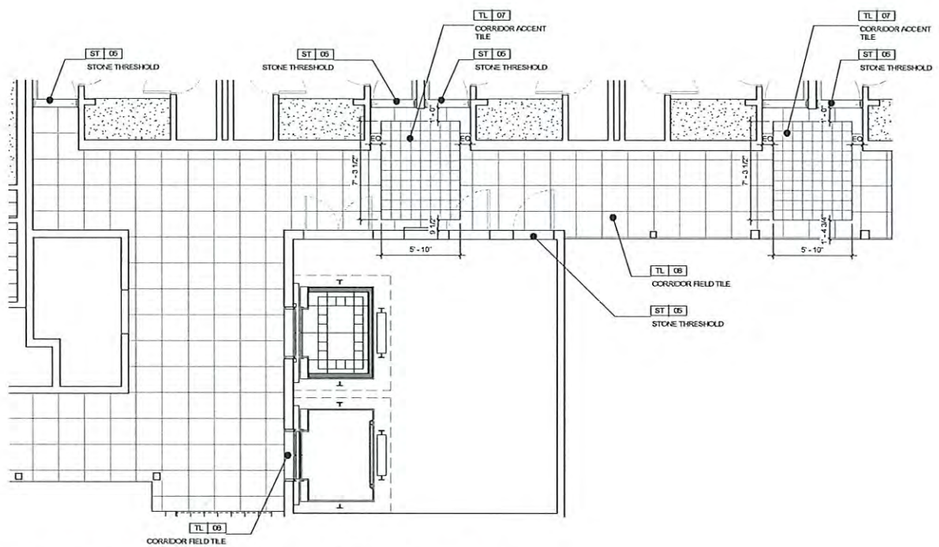

2 GUESTROOM CORRIDOR TYP. FLOOR FINISH PLAN
1/4" = 1'-0"

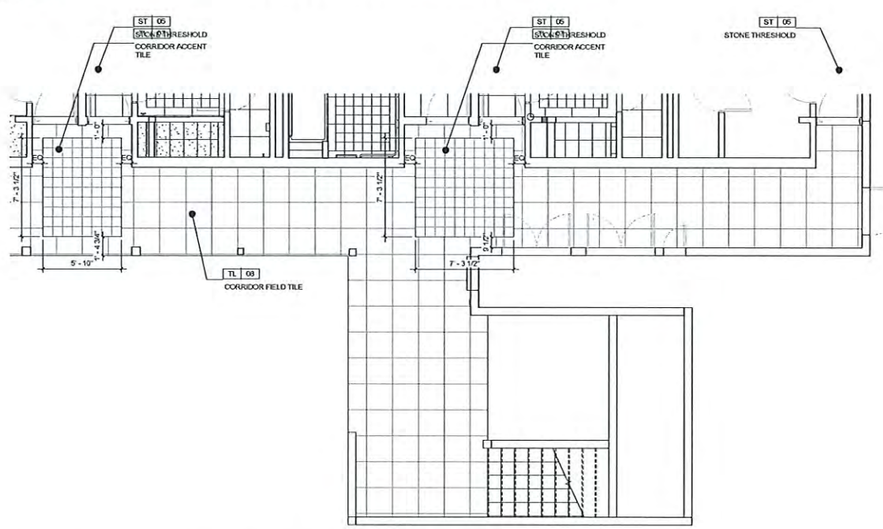

3 GUESTROOM CORRIDOR TYP. FLOOR FINISH PLAN
1/4" = 1'-0"

VARCHITECTURE:

- COMPLETE FLOOR PATTERN OF ALL CORRIDORS & STAIRS.
- PROVIDE DETAILS FOR ALL STAIRS & FINISHES

100% CD SET REVISION - LAS VISTAS GUESTROOMS & CORRIDORS | SEPTEMBER 7, 2021 |

Wimberly INTERIORS
a design studio of WATG
strategy planning architecture landscape interiors
new york | NY | 212 274 2626 watg.com

ROYAL BLUE HOSPITALITY, LLC
PO BOX 9832
SAN JUAN, PR 00908
PUERTO RICO

no.	date	issue

EL CONQUISTADOR RESORT
1000 EL CONQUISTADOR AVENUE
FAJARDO, PR 00738-3711
PUERTO RICO

BUILDING #2 LAS VISTAS (LV) - ENLARGED CORRIDOR FLOOR FINISH PLAN

project no. 195056 date 09/07/21

checked by: Checker
drawn by: Author

B2

I-256

9/7/2021 2:41:37 PM
The original size of this drawing is 30"x42"
Copyright © 2011 WATG. All rights reserved.

* CONFIRM ALL OUTLETS & SWITCHES ARE LOCATED AS PER EXISTING DIMENSIONS & ALL PROPSED FIXTURES HAVE AN OUTLET TO CONNECT FRMS WILL SEND CONFIRMATION OF EXISTING SWITCHES.

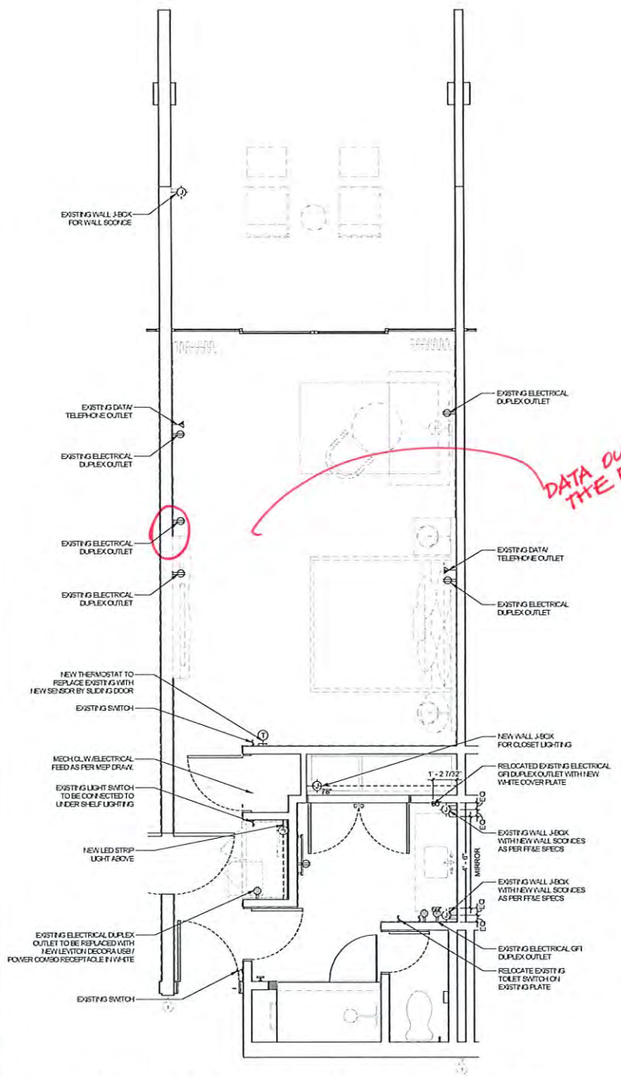

1 LAS VISTAS GUESTROOM K-1 ELECTRICAL PLAN
3/8" = 1'-0"

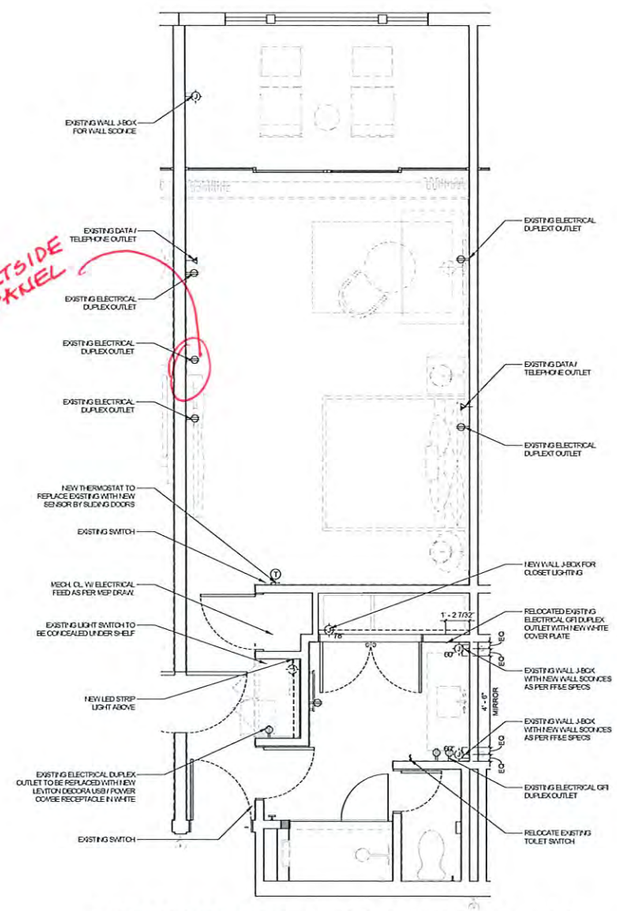

2 LAS VISTAS GUESTROOM K-2 ELECTRICAL PLAN
3/8" = 1'-0"

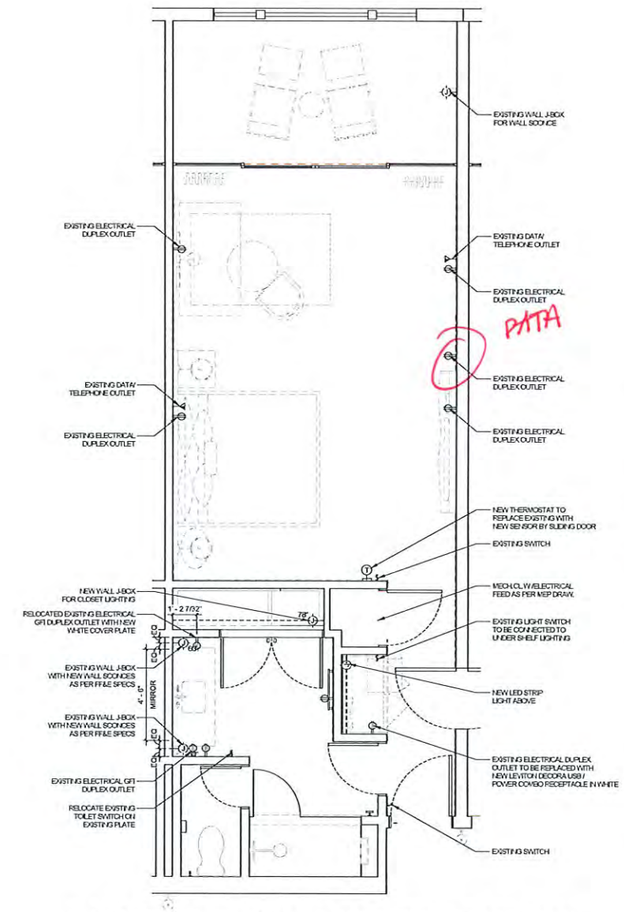

3 LAS VISTAS GUESTROOM K-2.M ELECTRICAL PLAN
3/8" = 1'-0"

9/7/2021 2:41:40 PM
The original size of this drawing is 30"x42"
Copyright © 2011 WATG. All rights reserved.

100% CD SET REVISION - LAS VISTAS GUESTROOMS & CORRIDORS | SEPTEMBER 7, 2021 |

Wimberly INTERIORS
a design studio of WATG
strategy planning architecture landscape interiors
new york | NY | 212 274 2626 watg.com

ROYAL BLUE HOSPITALITY, LLC
PO BOX 5832
SAN JUAN, PR 00908
PUERTO RICO

no.	date	issue

EL CONQUISTADOR RESORT
1000 EL CONQUISTADOR AVENUE
FAJARDO, PR 00738-3711
PUERTO RICO

BUILDING #2 LAS VISTAS (LV) - ENLARGED KING GUESTROOM ELECTRICAL PLAN

project no. 195056 date 09/07/21

drawn by AD
checked by KR

B2

I-350

* COMMENTS APPLIES TO ALL TYPICAL RCP'S.

REVISED RCP AS PER GMLD'S 100% CD SET

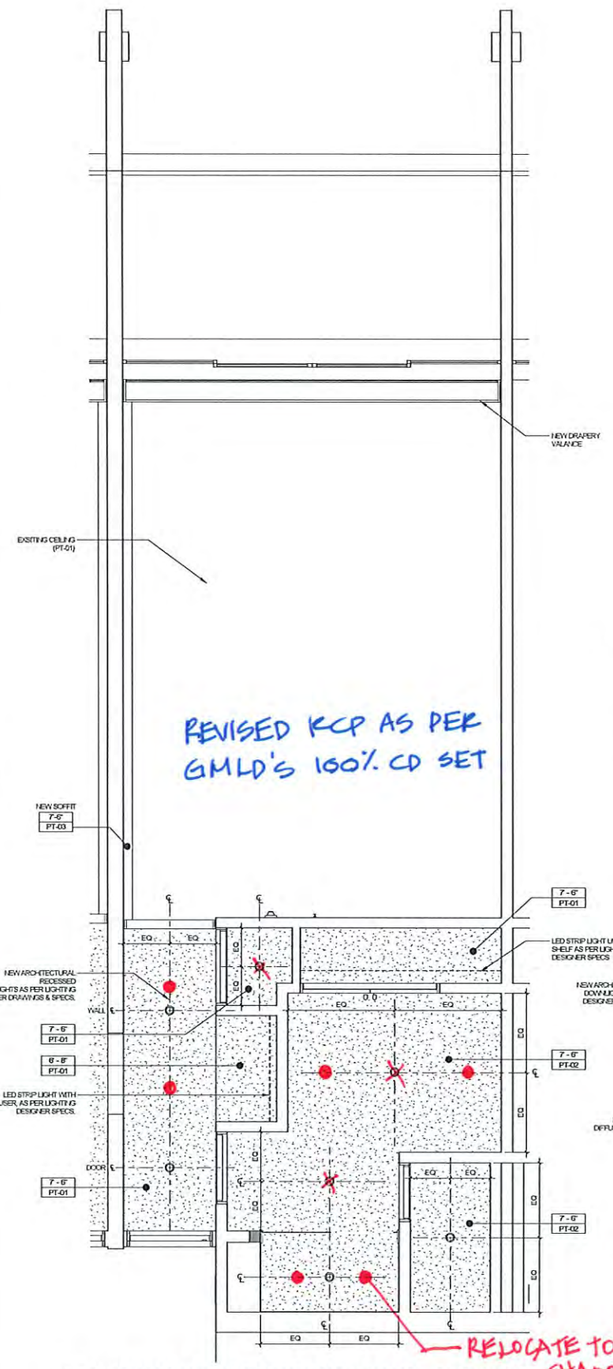

1 LAS VISTAS GUESTROOM K-1 REFL CLG PLAN
1/2" = 1'-0"

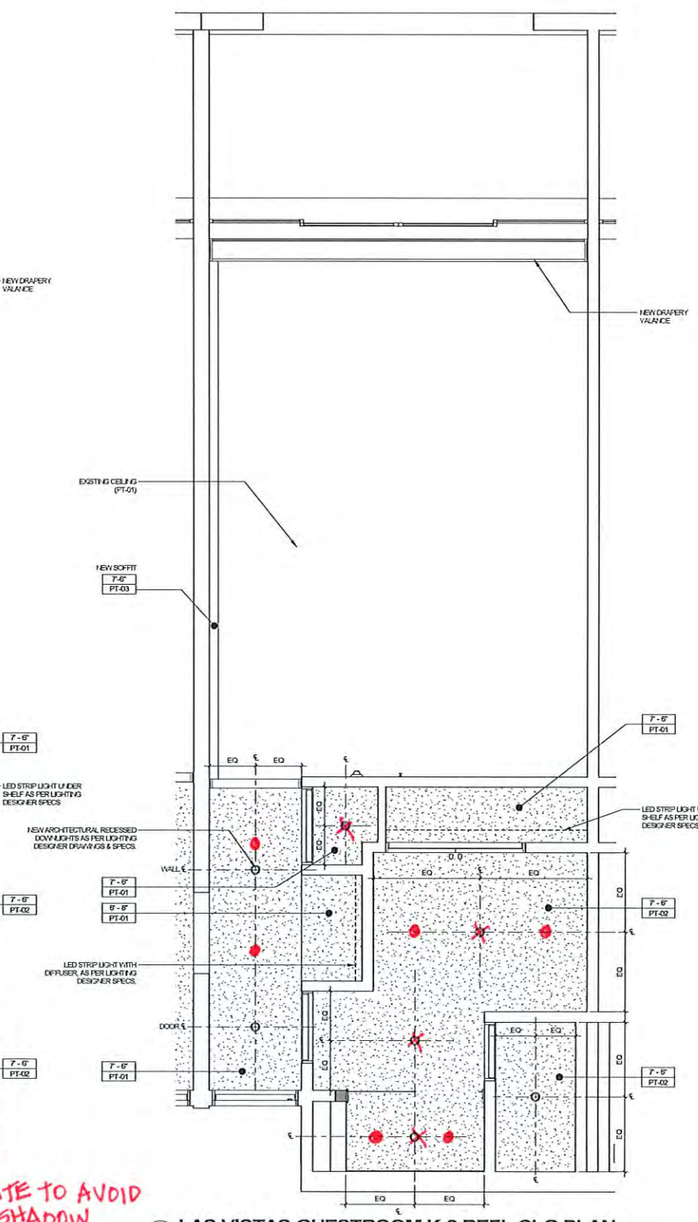

2 LAS VISTAS GUESTROOM K-2 REFL CLG PLAN
1/2" = 1'-0"

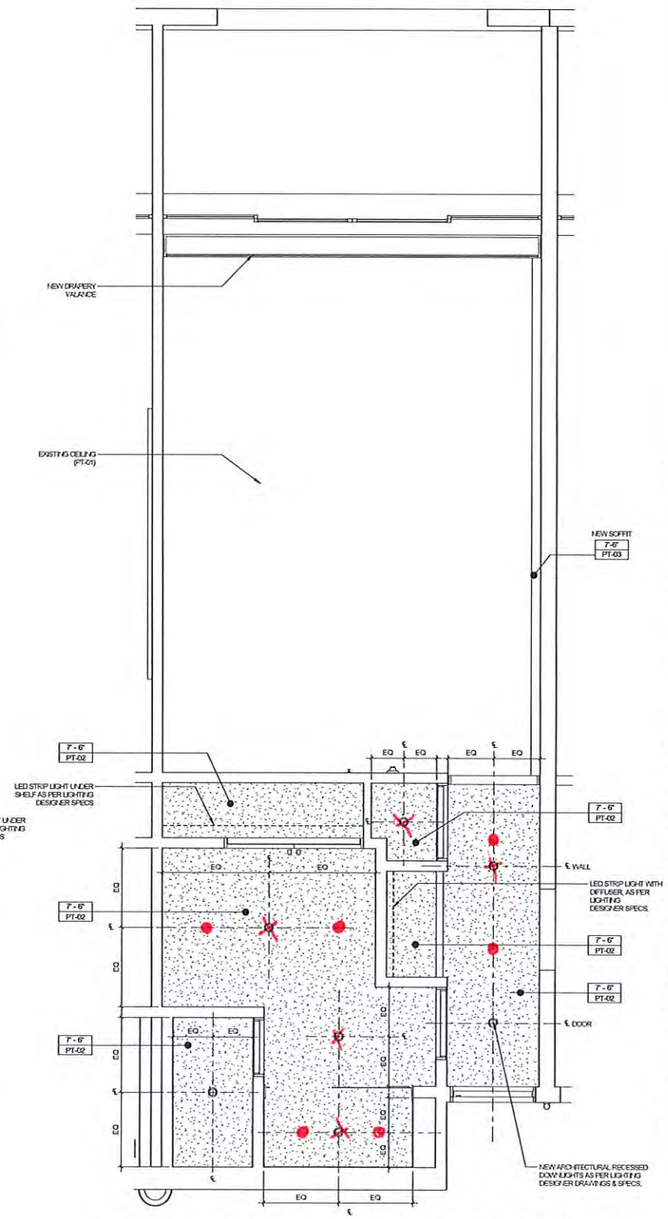

3 LAS VISTAS GUESTROOM K-2.M RELF CLG PLAN
1/2" = 1'-0"

Copyright © 2011 WATG. All rights reserved.

9/7/2021 2:41:53 PM
The original size of this drawing is 30"x42"

Wimberly INTERIORS
a design studio of WATG

strategy planning architecture landscape interiors

new york | NY | 212 274 2626 watg.com

ROYAL BLUE HOSPITALITY, LLC
PO BOX 9832
SAN JUAN, PR 00908
PUERTO RICO

100% CD SET REVISION - LAS VISTAS GUESTROOMS & CORRIDORS | SEPTEMBER 7, 2021 |

no. date issue

EL CONQUISTADOR RESORT
1000 EL CONQUISTADOR AVENUE
FAJARDO, PR 00738-3911
PUERTO RICO

BUILDING #2 LAS VISTAS (LV) - ENLARGED KING GUESTROOM REFLECTED CEILING PLAN

project no. 195056 date 09/07/21

checked by AD
drawn by KR

B2

I-450

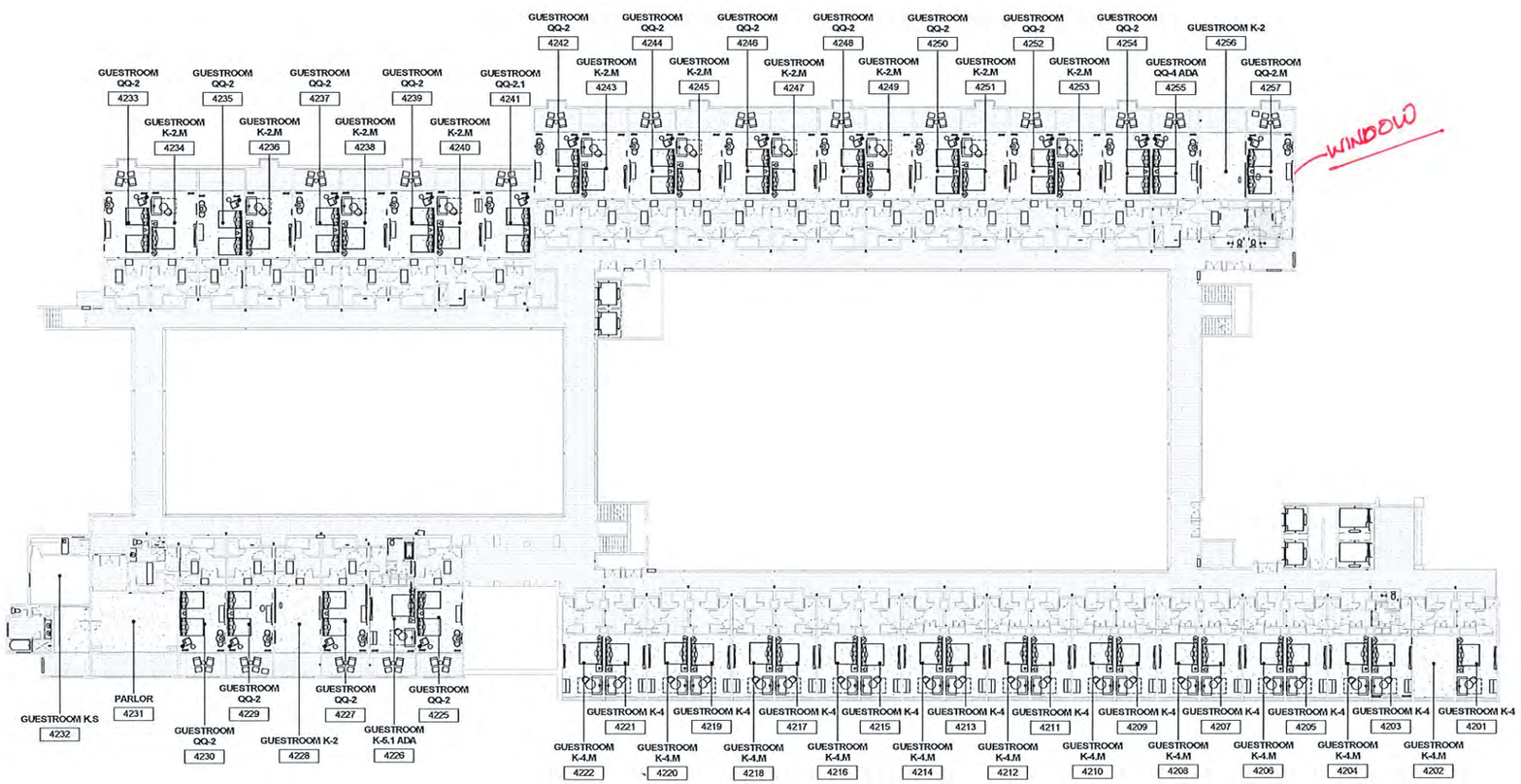

1 LAS VISTAS 2ND FLOOR FF&E PLAN

1/16" = 1'-0"

SCALE 1"= 0'-0" U.N.O.

9/7/2021 2:42:17 PM
The original size of this drawing is 30"x42"
Copyright © 2011 WATG. All rights reserved.

100% CD SET REVISION - LAS VISTAS GUESTROOMS & CORRIDORS | SEPTEMBER 7, 2021 |

Wimberly INTERIORS
a design studio of WATG
strategy planning architecture landscape interiors
new york | NY | 212 274 2626 watg.com

ROYAL BLUE HOSPITALITY, LLC
PO BOX 9832
SAN JUAN, PR 00908
PUERTO RICO

no.	date	issue

EL CONQUISTADOR RESORT
1000 EL CONQUISTADOR AVENUE
FAJARDO, PR 00738-3711
PUERTO RICO

BUILDING #2 LAS VISTAS (LV) - 2ND FLOOR OVERALL FF&E PLAN

project no. 195056 date 09/07/21

checked by: Checker
drawn by: Author

B2

I-502

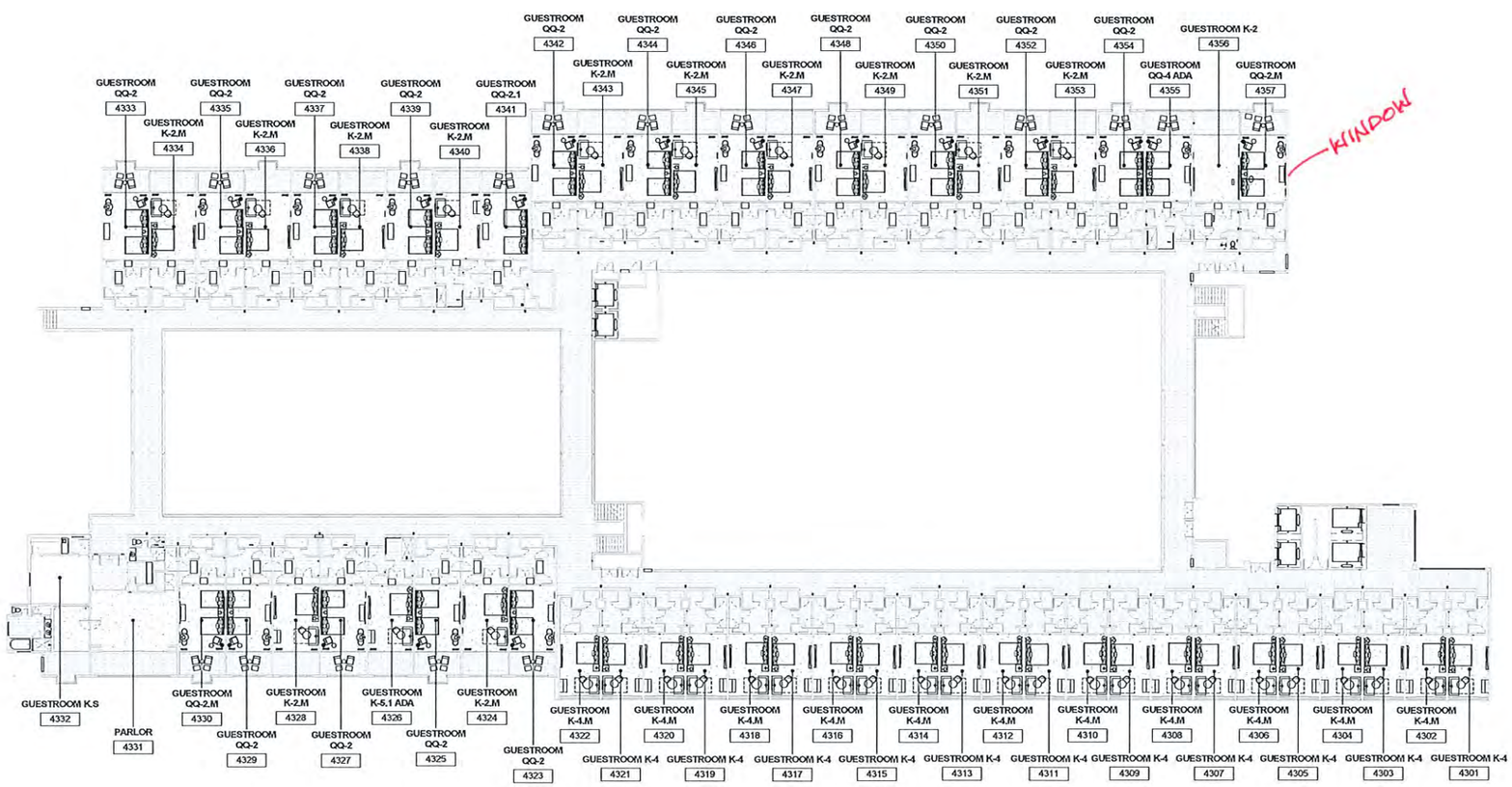

1 LAS VISTAS 3RD FLOOR FF&E PLAN

1/16" = 1'-0"

SCALE 1" = 0'-0" U.N.O.

9/7/2021 2:42:23 PM
The original size of this drawing is 30"x42"
Copyright © 2021 WATG. All rights reserved.

Wimberly INTERIORS
a design studio of WATG
strategy planning architecture landscape interiors
new york | NY | 212 274 2626 watg.com

ROYAL BLUE HOSPITALITY, LLC
PO BOX 9832
SAN JUAN, PR 00908
PUERTO RICO

100% CD SET REVISION - LAS VISTAS GUESTROOMS & CORRIDORS | SEPTEMBER 7, 2021 |

no. date issue

EL CONQUISTADOR RESORT
1000 EL CONQUISTADOR AVENUE
FAJARDO, PR 00738-3711
PUERTO RICO

BUILDING #2 LAS VISTAS (LV) - 3RD FLOOR OVERALL FF&E PLAN

project no. 195056 date 09/07/21

Checked by: Checker
Drawn by: Author

B2

I-503

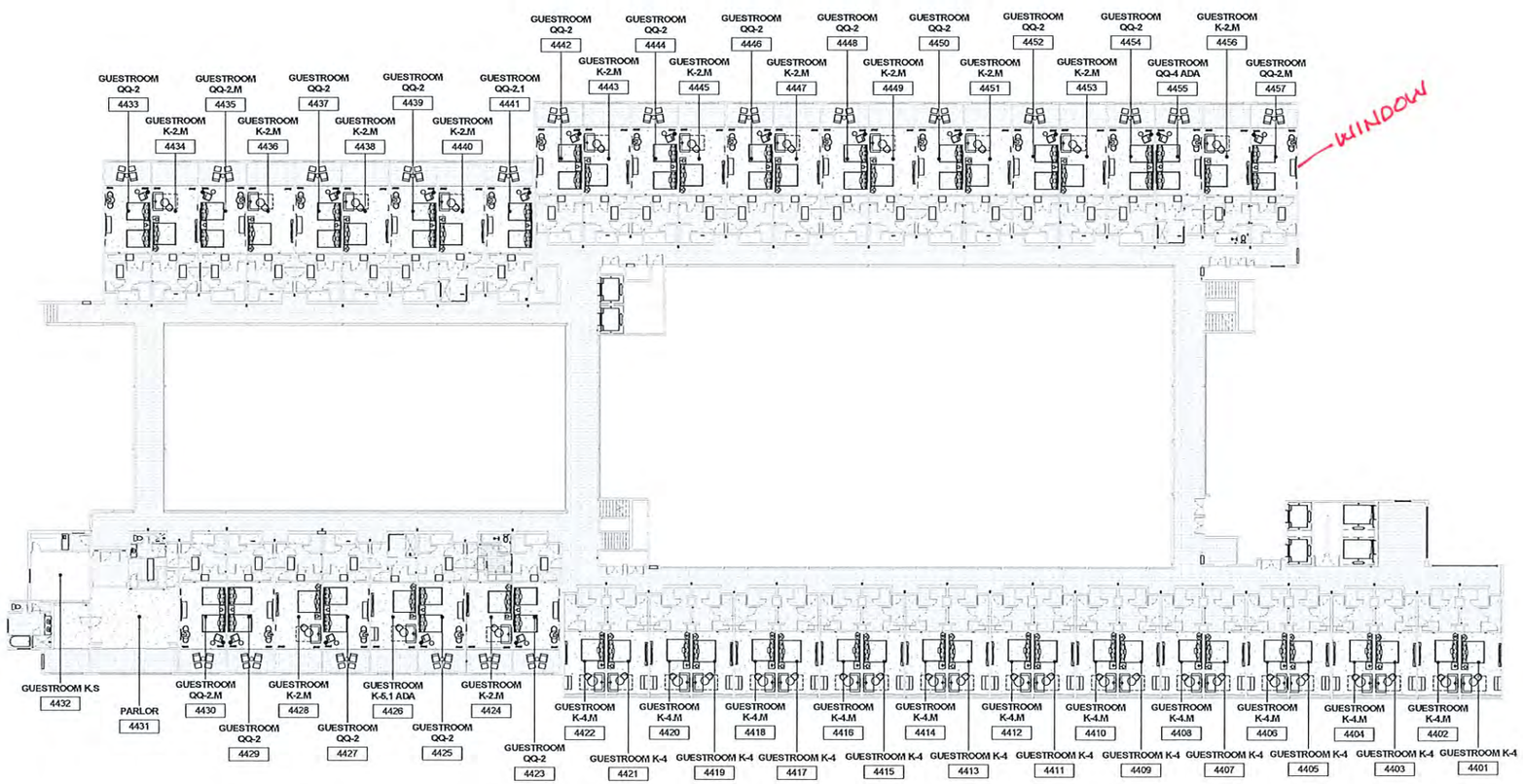

1 LAS VISTAS 4TH FLOOR FF&E PLAN

1/16" = 1'-0"

0 0 0 0 0 FT
SCALE 1"= 0'-0" U.N.O.

9/7/2021 2:42:25 PM
The original size of this drawing is 30"x42"

Copyright © 2011 WATG. All rights reserved.

100% CD SET REVISION - LAS VISTAS GUESTROOMS & CORRIDORS | SEPTEMBER 7, 2021 |

Wimberly INTERIORS
a design studio of WATG
strategy planning architecture landscape interiors
new york | NY | 212 274 2626 watg.com

ROYAL BLUE HOSPITALITY, LLC
PO BOX 9832
SAN JUAN, PR 00908
PUERTO RICO

EL CONQUISTADOR RESORT
1000 EL CONQUISTADOR AVENUE
FAJARDO, PR 00738-3711
PUERTO RICO

BUILDING #2 LAS VISTAS (LV) - 4TH FLOOR OVERALL FF&E PLAN

project no. 195056 date 09/07/21

checked by Checker
drawn by Author

B2

I-504

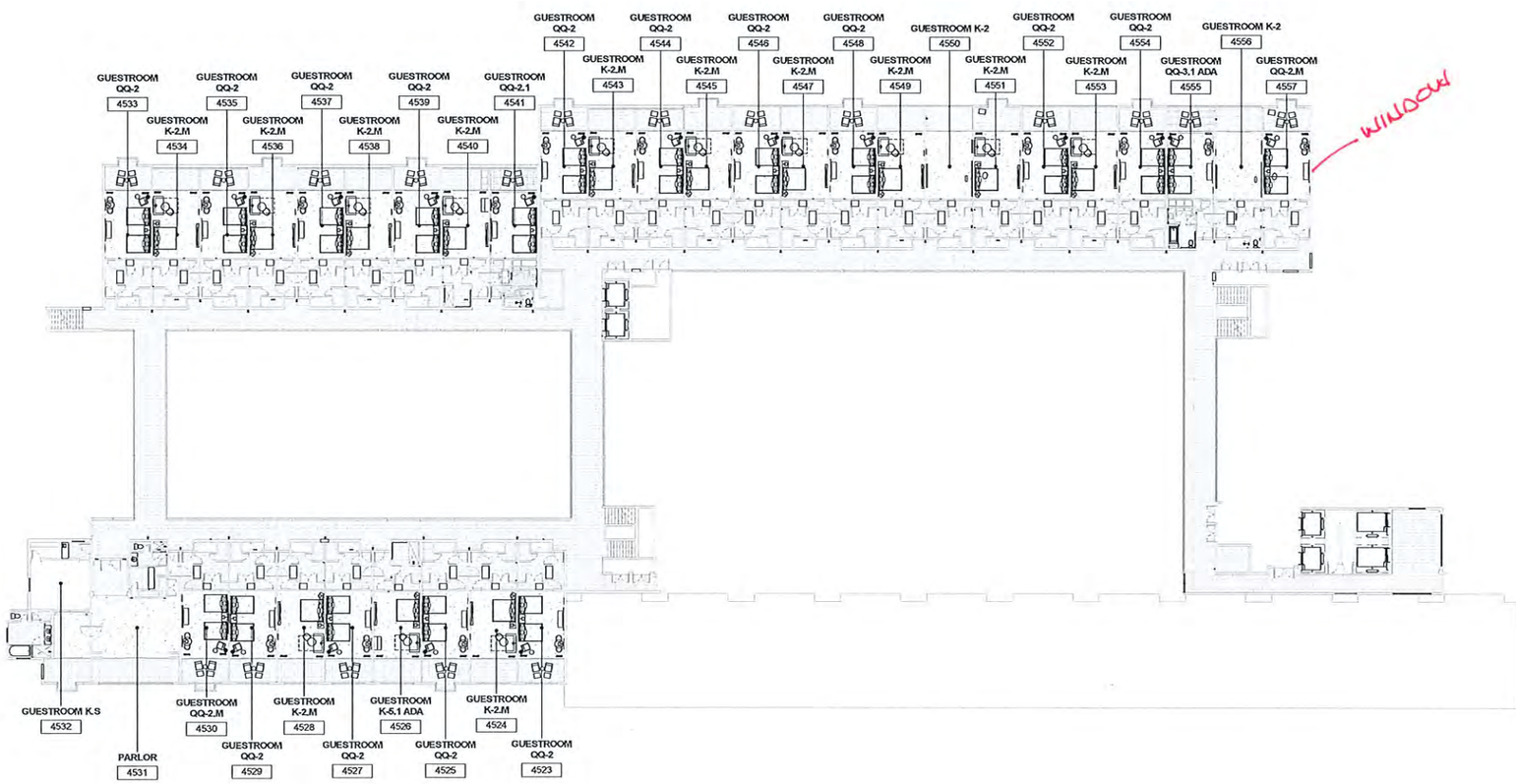

1 LAS VISTAS 5TH FLOOR FF&E PLAN

1/16" = 1'-0"

0 0 0 0 0FT
SCALE 1"= 0'-0" U.N.O.

9/7/2021 2:42:29 PM
The original size of this drawing is 30"x42"
Copyright © 2011 WATG. All rights reserved.

100% CD SET REVISION - LAS VISTAS GUESTROOMS & CORRIDORS | SEPTEMBER 7, 2021 |

Wimberly INTERIORS
a design studio of WATG
strategy planning architecture landscape interiors
new york | NY | 212 274 2626 watg.com

ROYAL BLUE HOSPITALITY, LLC
PO BOX 9832
SAN JUAN, PR 00908
PUERTO RICO

client | subsidiary

EL CONQUISTADOR RESORT
1000 EL CONQUISTADOR AVENUE
FAJARDO, PR 00738-3711
PUERTO RICO

project title
BUILDING #2 LAS VISTAS (LV) - 5TH FLOOR OVERALL FF&E PLAN

sheet title

project no. 155056 date 09/07/21

checked by Checker
drawn by Author

B2
component

I-505
sheet no.

no.	date	issue

SHOW ON PLANS & ELEV. (WITH DIMENSIONS)

- ☐ DOOR STOPS WALL & FLOOR
- ☐ GRAB BARS
- ☐ ROBE HOOK
- ☐ TOWEL BAR

PROVIDE NEW SEATING AREA

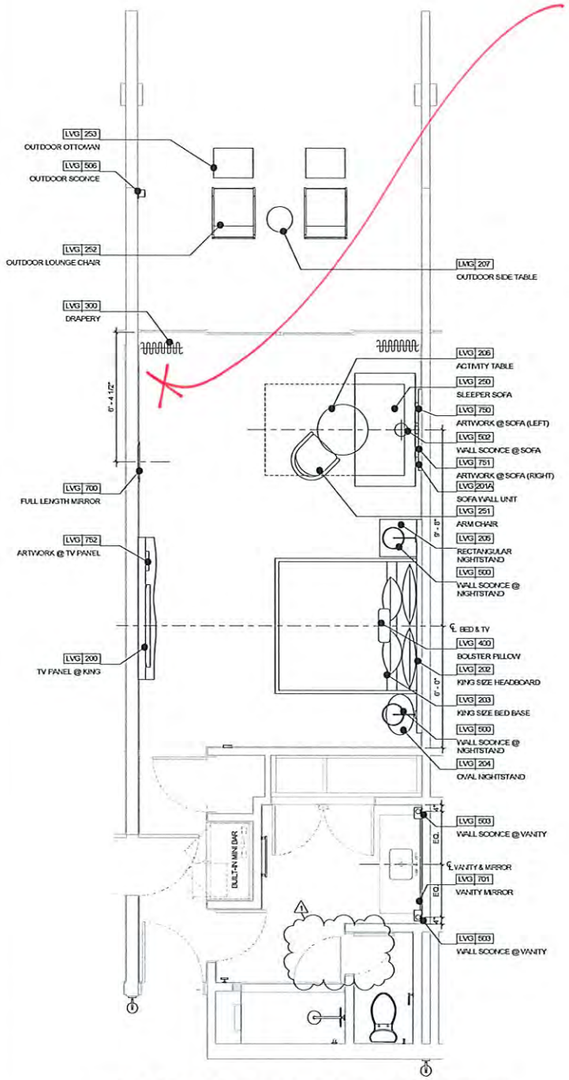

1 LAS VISTAS GUESTROOM K-1 FF&E PLAN
3/8" = 1'-0"

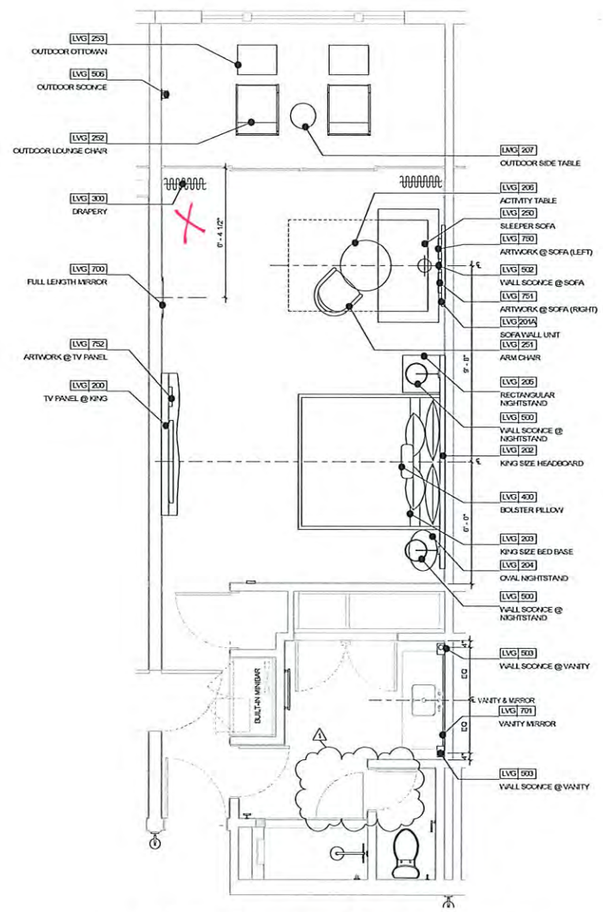

2 LAS VISTAS GUESTROOM K-2 FF&E PLAN
3/8" = 1'-0"

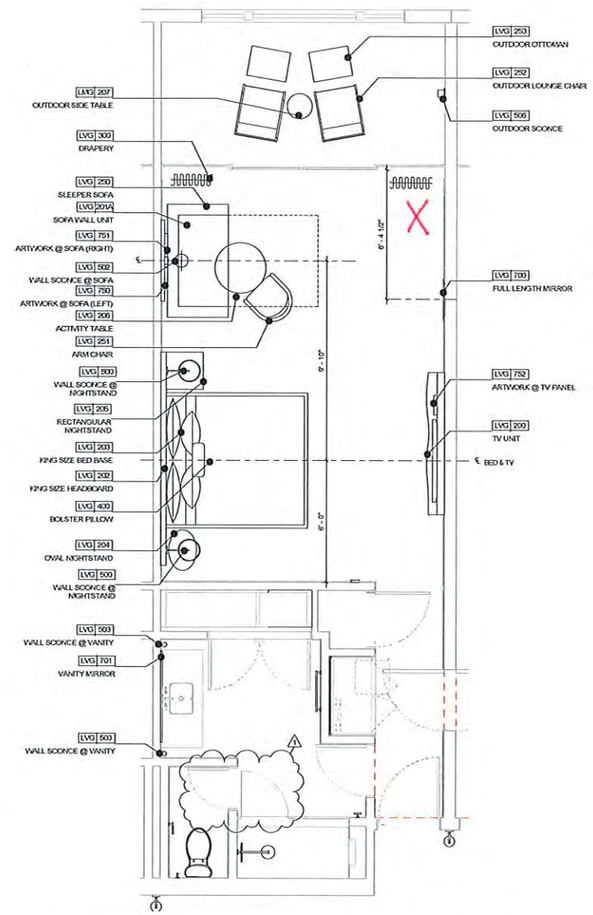

3 LAS VISTAS GUESTROOM K-2.M FF&E PLAN
3/8" = 1'-0"

9/7/2021 2:42:35 PM
The original size of this drawing is 30"x42"
Copyright © 2011 WATG. All rights reserved.

100% CD SET REVISION - LAS VISTAS GUESTROOMS & CORRIDORS | SEPTEMBER 7, 2021 |

Wimberly INTERIORS
a design studio of WATG
strategy planning architecture landscape interiors
new york | NY | 212 274 2626 watg.com

ROYAL BLUE HOSPITALITY, LLC
PO BOX 9832
SAN JUAN, PR 00908
PUERTO RICO

no.	date	issue
1	Date 1	Revision 1

EL CONQUISTADOR RESORT
1000 EL CONQUISTADOR AVENUE
FAJARDO, PR 00738-3711
PUERTO RICO

BUILDING #2 LAS VISTAS (LV) - ENLARGED KING GUESTROOM FF&E PLAN

project no. 195056 date 09/07/21

drawn by AD
checked by KR

B2

I-550

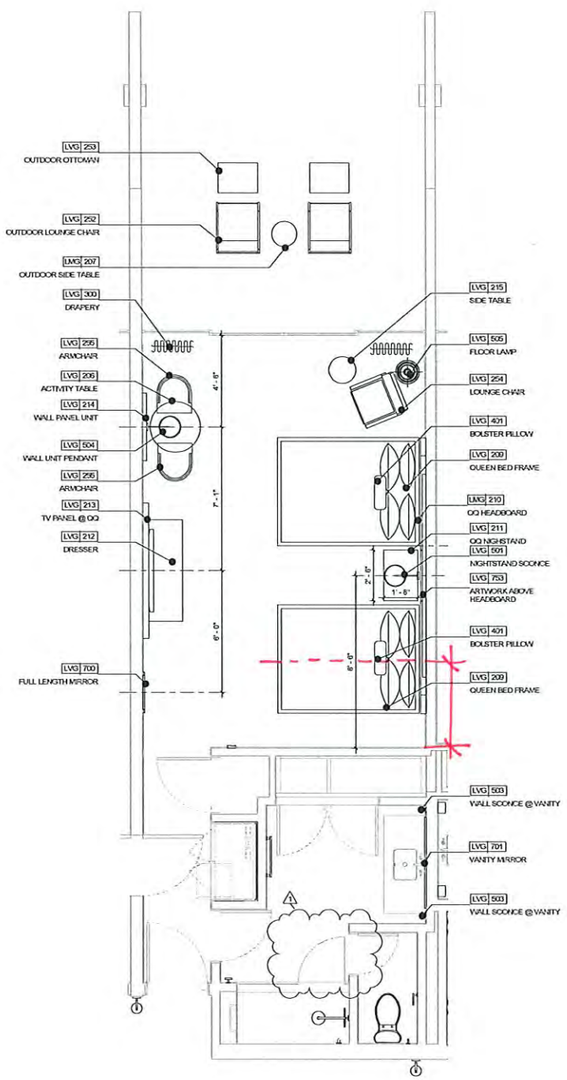

1 LAS VISTAS GUESTROOM QQ-1 FF&E PLAN
3/8" = 1'-0"

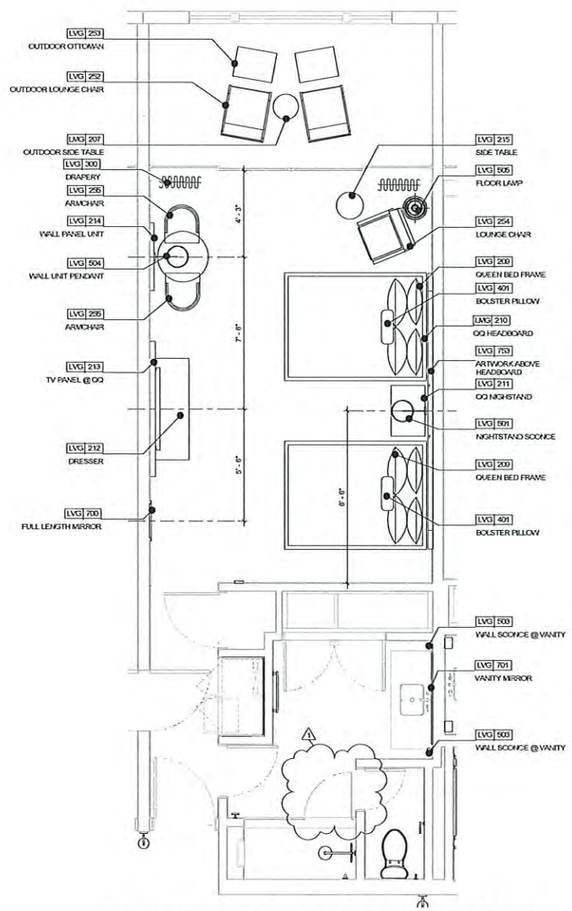

2 LAS VISTAS GUESTROOM QQ-2 FF&E PLAN
3/8" = 1'-0"

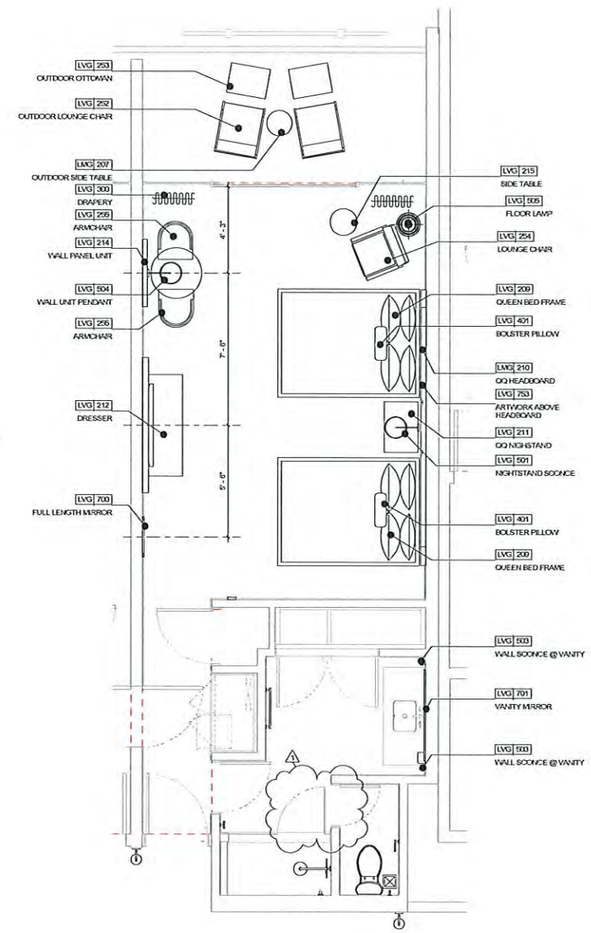

3 LAS VISTAS GUESTROOM QQ-2.1 FF&E PLAN
3/8" = 1'-0"

9/7/2021 2:42:43 PM
The original size of this drawing is 30"x42"
Copyright © 2011 WATG. All rights reserved.

100% CD SET REVISION - LAS VISTAS GUESTROOMS & CORRIDORS | SEPTEMBER 7, 2021 |

Wimberly INTERIORS
a design studio of WATG
strategy planning architecture landscape interiors
new york | NY | 212 274 2626 watg.com

ROYAL BLUE HOSPITALITY, LLC
PO BOX 9832
SAN JUAN, PR 00908
PUERTO RICO

no.	date	issue
1	Date 1	Revision 1

EL CONQUISTADOR RESORT
1000 EL CONQUISTADOR AVENUE
FAJARDO, PR 00738-3711
PUERTO RICO

BUILDING #2 LAS VISTAS (LV) - ENLARGED DOUBLE QUEEN GUESTROOM FF&E PLAN

project no. 195056 date 09/07/21
checked by AD
drawn by KR

B2

I-553

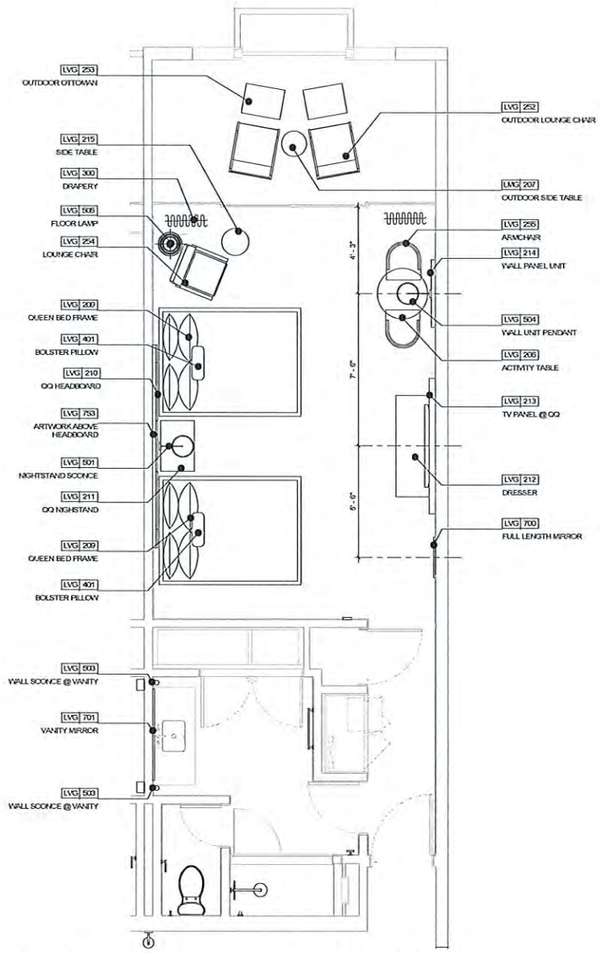

1 LAS VISTAS GUESTROOM QQ-2.M FF&E PLAN
3/8" = 1'-0"

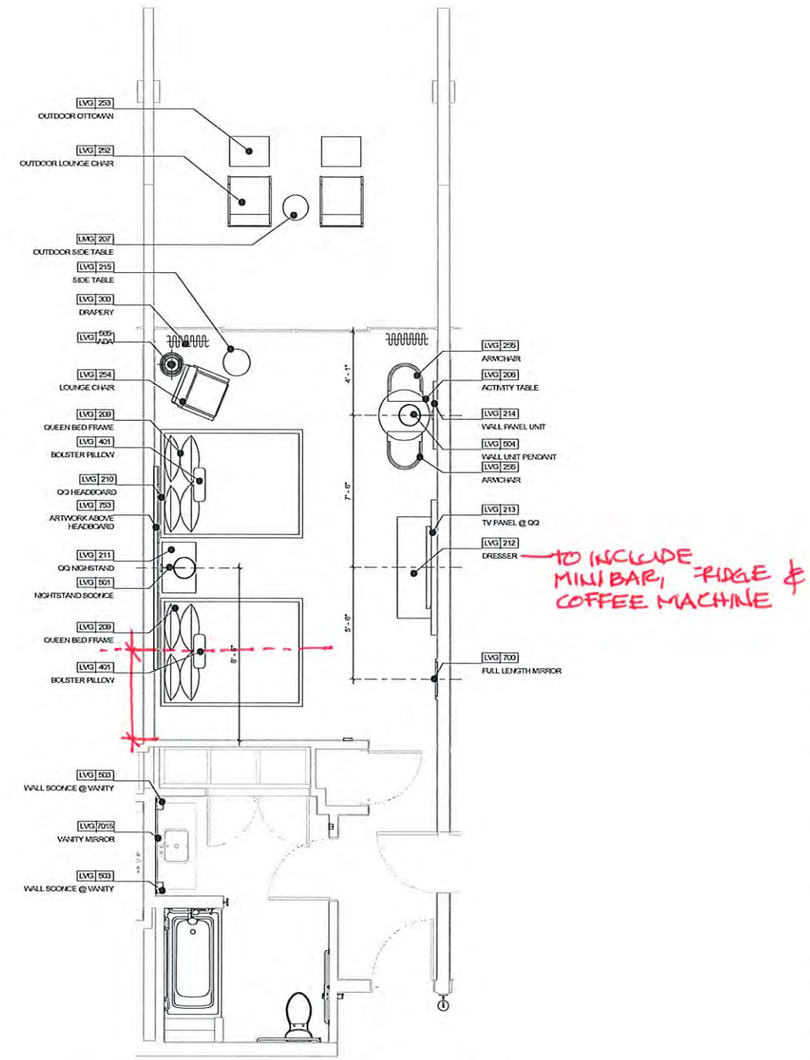

2 LAS VISTAS ADA GUESTROOM QQ-3 FF&E PLAN
3/8" = 1'-0"

9/7/2021 2:42:45 PM
The original size of this drawing is 30"x42"
Copyright © 2011 WATG. All rights reserved.

100% CD SET REVISION - LAS VISTAS GUESTROOMS & CORRIDORS | SEPTEMBER 7, 2021 |

Wimberly INTERIORS
a design studio of WATG
strategy planning architecture landscape interiors
new york | NY | 212 274 2626 watg.com

ROYAL BLUE HOSPITALITY, LLC
PO BOX 9832
SAN JUAN, PR 00908
PUERTO RICO

no.	date	issue

EL CONQUISTADOR RESORT
1000 EL CONQUISTADOR AVENUE
FAJARDO, PR 00738-3711
PUERTO RICO

BUILDING #2 LAS VISTAS (LV) - ENLARGED DOUBLE QUEEN GUESTROOM FF&E PLAN

project no. 195056 date 09/07/21
checked by AD
drawn by XR

B2

I-554

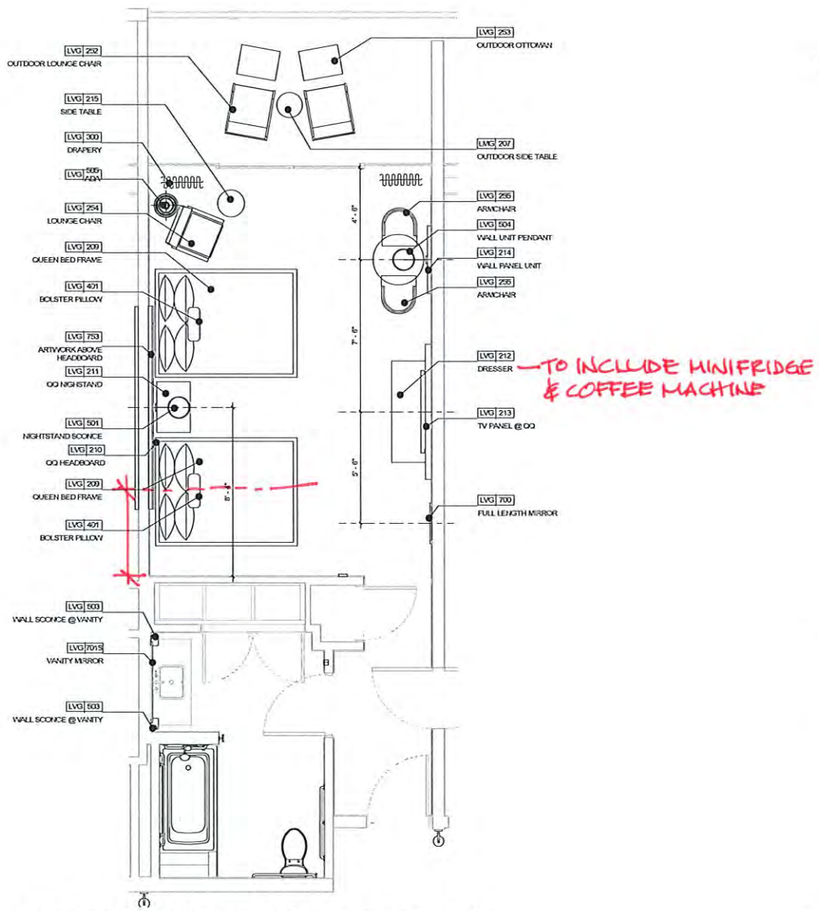

1 LAS VISTAS ADA GUESTROOM QQ-3.1 FF&E PLAN
3/8" = 1'-0"

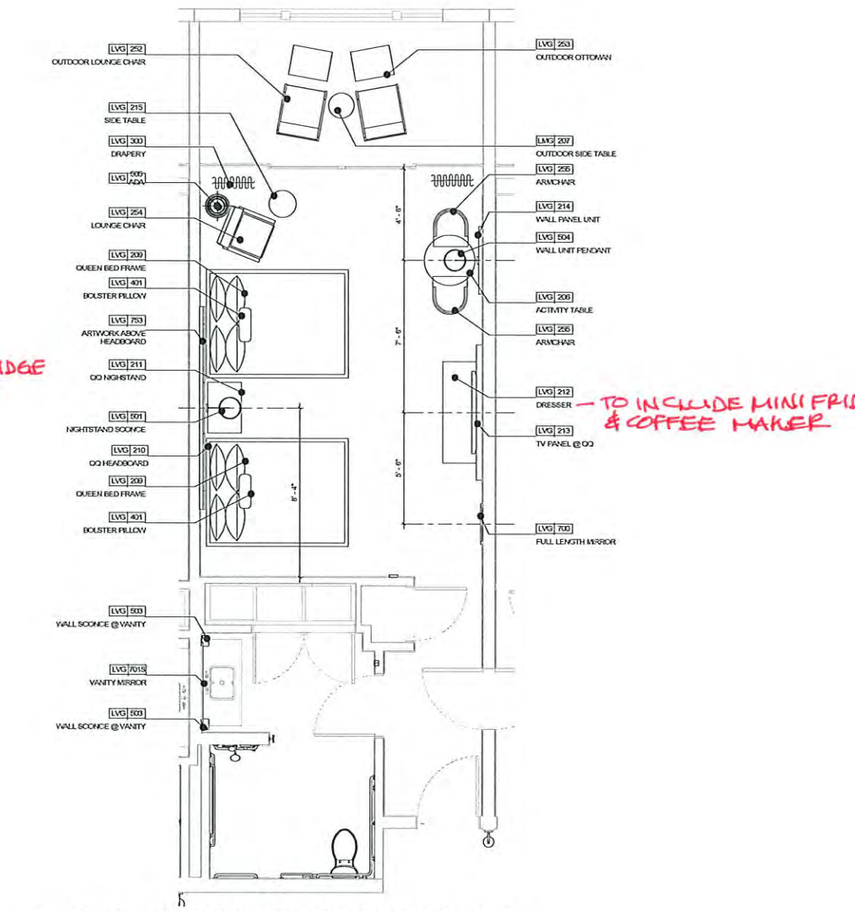

2 LAS VISTAS ADA GUESTROOM QQ-4 FF&E PLAN
3/8" = 1'-0"

9/7/2021 2:42:48 PM
The original size of this drawing is 30"x42"
Copyright © 2011 WATG. All rights reserved.

100% CD SET REVISION - LAS VISTAS GUESTROOMS & CORRIDORS | SEPTEMBER 7, 2021 |

Wimberly INTERIORS
a design studio of WATG
strategy planning architecture landscape interiors
new york | NY | 212 274 2626 watg.com

ROYAL BLUE HOSPITALITY, LLC
PO BOX 9832
SAN JUAN, PR 00908
PUERTO RICO

no. date issue

EL CONQUISTADOR RESORT
1000 EL CONQUISTADOR AVENUE
FAJARDO, PR 00738-3711
PUERTO RICO

BUILDING #2 LAS VISTAS (LV) - ENLARGED DOUBLE QUEEN GUESTROOM FF&E PLAN

project no. 195056 date 09/07/21

Checked by: Checker
Drawn by: Author

B2

I-555

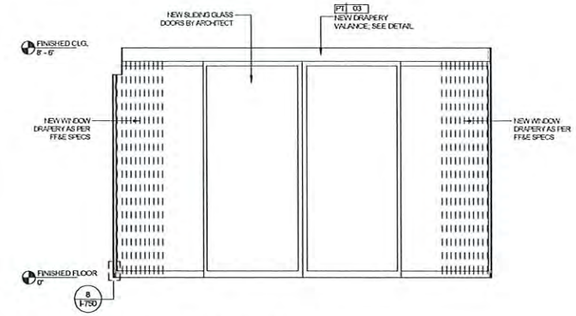

1 GUESTROOM K-1 ELEVATION
1/2" = 1'-0"

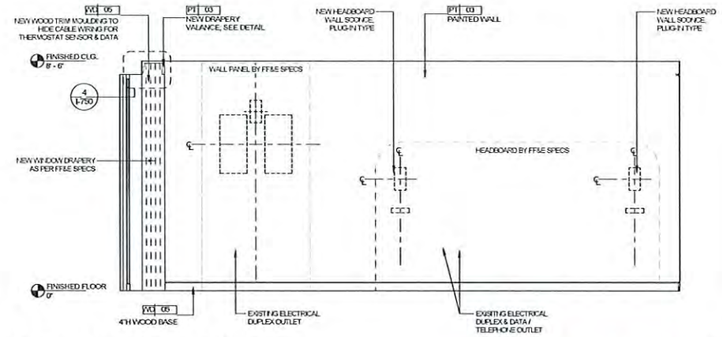

2 GUESTROOM K-1 ELEVATION
1/2" = 1'-0"

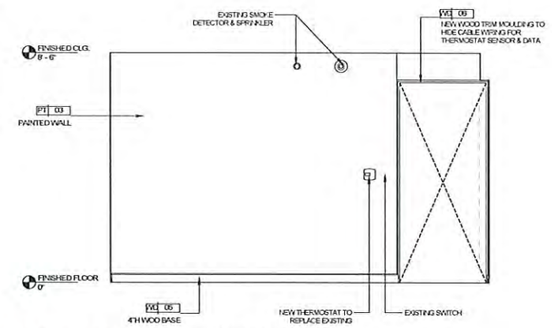

3 GUESTROOM K-1 ELEVATION
1/2" = 1'-0"

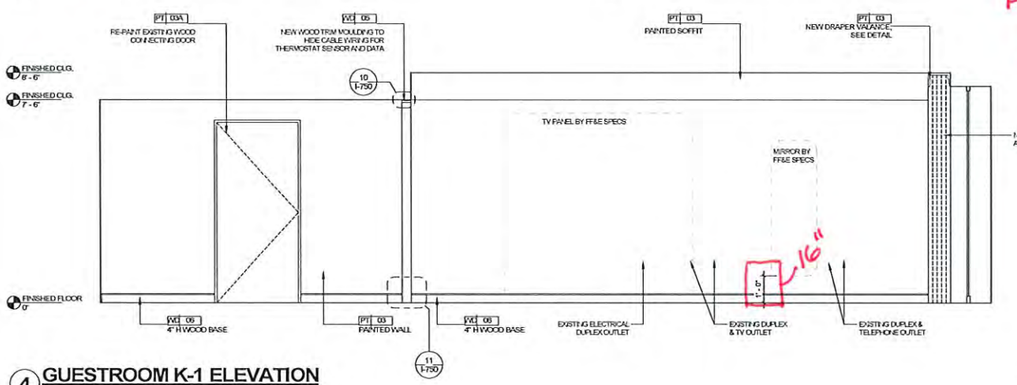

4 GUESTROOM K-1 ELEVATION
1/2" = 1'-0"

LOCATE & DIMENSION DOOR STOPPERS & ACCESORIES

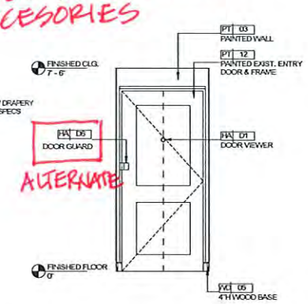

5 GUESTROOM K-1 ELEVATION
1/2" = 1'-0"

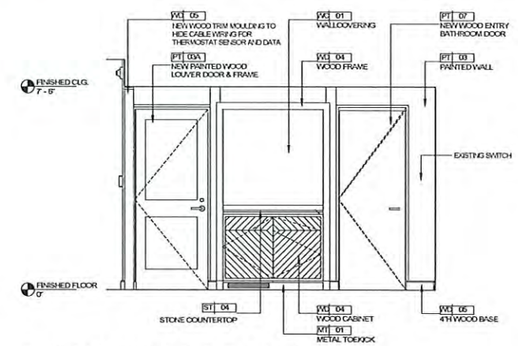

6 GUESTROOM K-1 ELEVATION
1/2" = 1'-0"

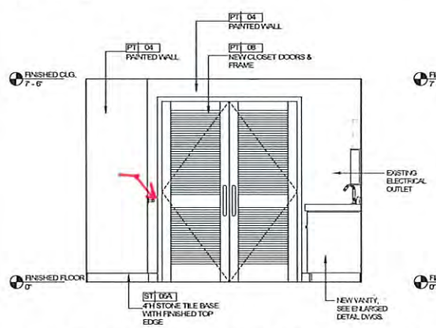

7 GUESTROOM K-1 ELEVATION
1/2" = 1'-0"

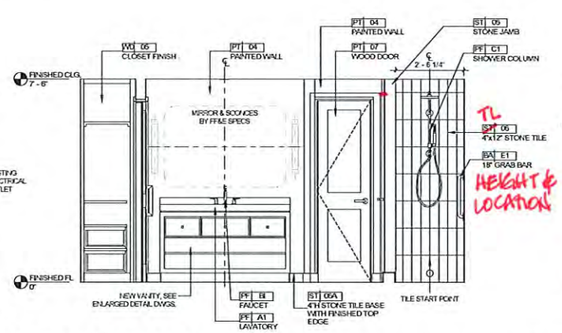

8 GUESTROOM K-1 ELEVATION
1/2" = 1'-0"

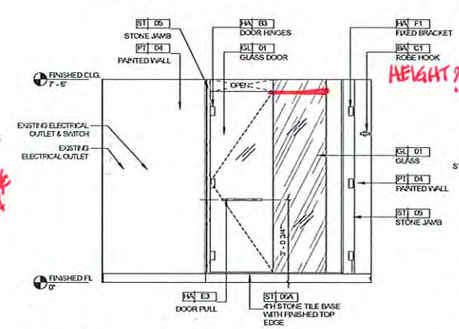

9 GUESTROOM K-1 ELEVATION
1/2" = 1'-0"

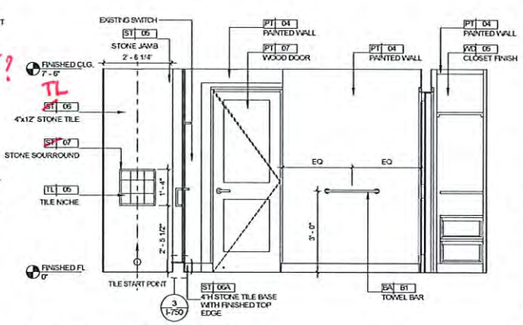

10 GUESTROOM K-1 ELEVATION
1/2" = 1'-0"

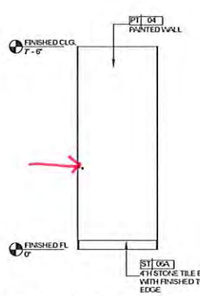

11 GUESTROOM K-1 ELEVATION
1/2" = 1'-0"

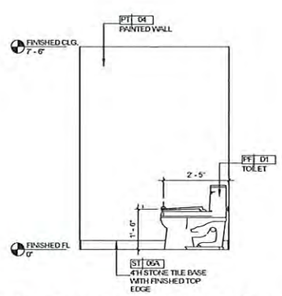

12 GUESTROOM K-1 ELEVATION
1/2" = 1'-0"

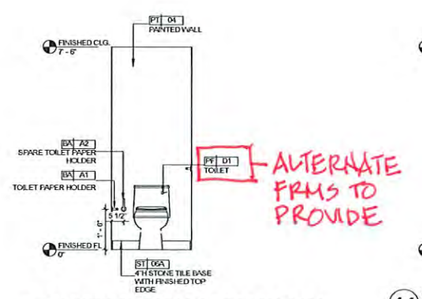

13 GUESTROOM K-1 ELEVATION
1/2" = 1'-0"

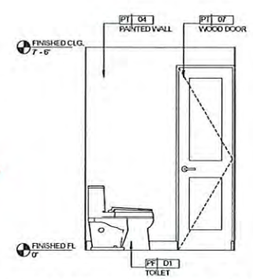

14 GUESTROOM K-1 ELEVATION
1/2" = 1'-0"

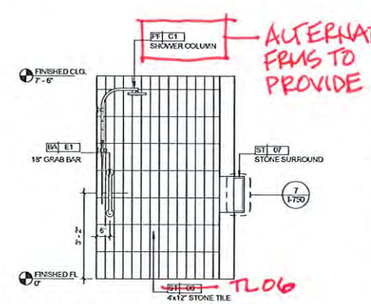

15 GUESTROOM K-1 ELEVATION
1/2" = 1'-0"

Wimberly INTERIORS
a design studio of WATG
strategy planning architecture landscape interiors
new york | NY | 212 274 2626 watg.com

ROYAL BLUE HOSPITALITY, LLC
PO BOX 9832
SAN JUAN, PR 00908
PUERTO RICO

100% CD SET REVISION | LAS VISTAS GUESTROOMS & CORRIDORS | SEPTEMBER 7, 2021 |

no. date issue

EL CONQUISTADOR RESORT
1000 EL CONQUISTADOR AVENUE
FAJARDO, PR 00738-3711
PUERTO RICO

BUILDING #2 LAS VISTAS (LV) - KING GUESTROOM INTERIOR ELEVATIONS

project no. 195056 date 09/07/21

checked by: Checker
drawn by: Author

B2

I-650

Copyright © 2011 WATG. All rights reserved.

9/7/2021 2:43:01 PM
The original size of this drawing is 30"x42"

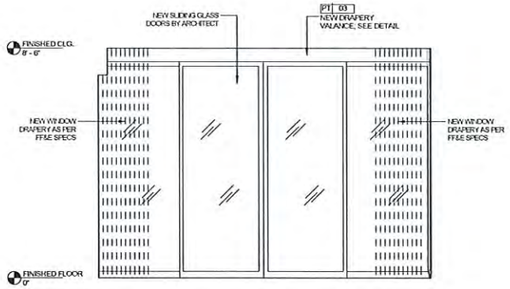

1 GUESTROOM K-3 ELEVATION
1/2" = 1'-0"

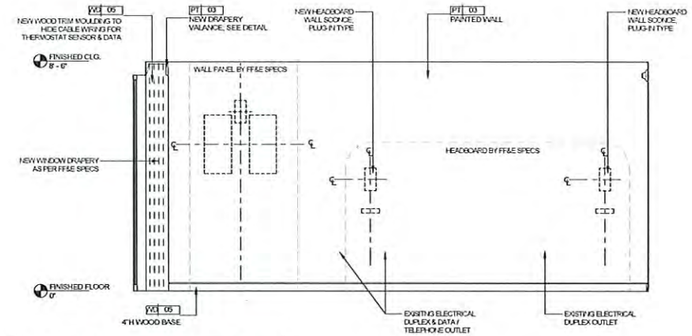

2 GUESTROOM K-3 ELEVATION
1/2" = 1'-0"

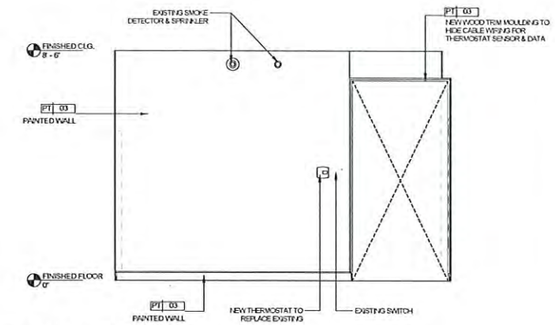

3 GUESTROOM K-3 ELEVATION
1/2" = 1'-0"

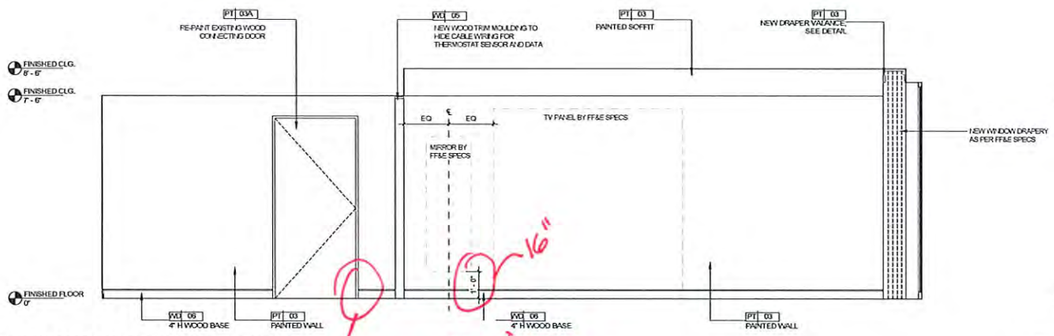

4 GUESTROOM K-3 ELEVATION
1/2" = 1'-0"

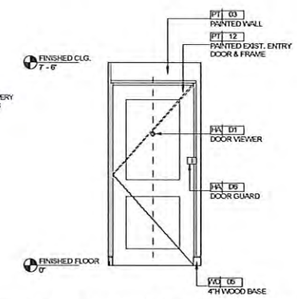

5 GUESTROOM K-3 ELEVATION
1/2" = 1'-0"

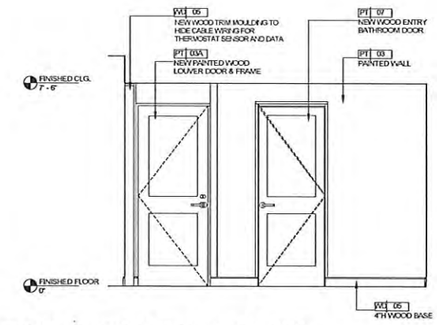

6 GUESTROOM K-3 ELEVATION
1/2" = 1'-0"

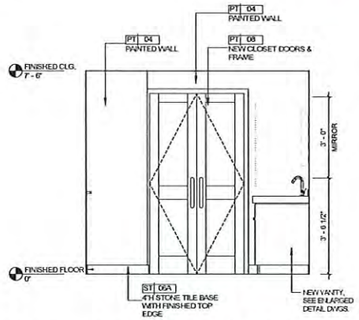

7 GUESTROOM K-3 ELEVATION
1/2" = 1'-0"

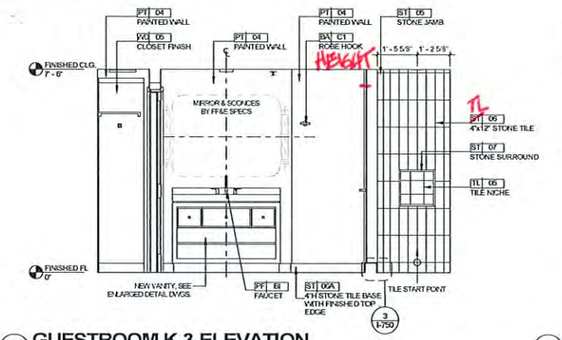

8 GUESTROOM K-3 ELEVATION
1/2" = 1'-0"

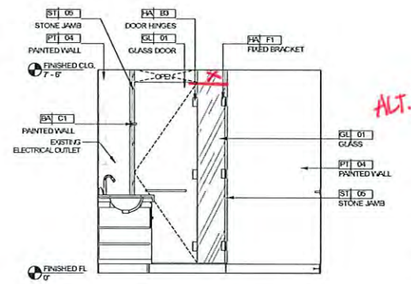

9 GUESTROOM K-3 ELEVATION
1/2" = 1'-0"

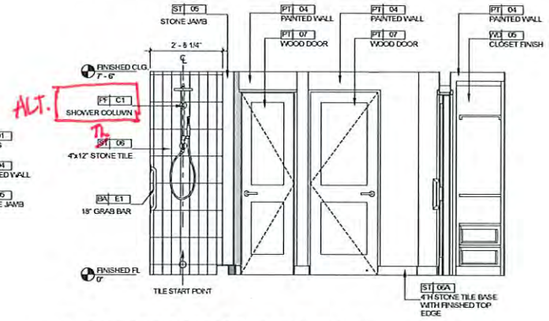

10 GUESTROOM K-3 ELEVATION
1/2" = 1'-0"

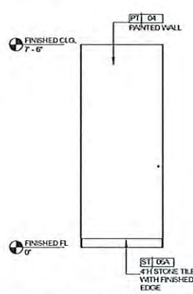

11 GUESTROOM K-3 ELEVATION
1/2" = 1'-0"

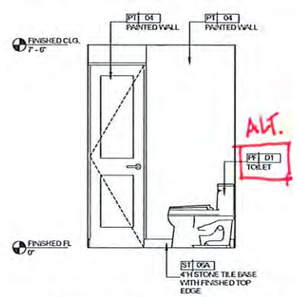

12 GUESTROOM K-3 ELEVATION
1/2" = 1'-0"

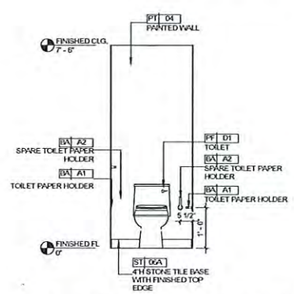

13 GUESTROOM K-3 ELEVATION
1/2" = 1'-0"

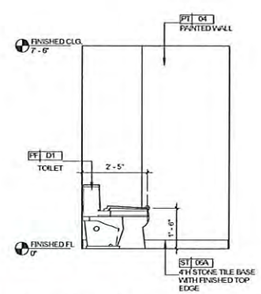

14 GUESTROOM K-3 ELEVATION
1/2" = 1'-0"

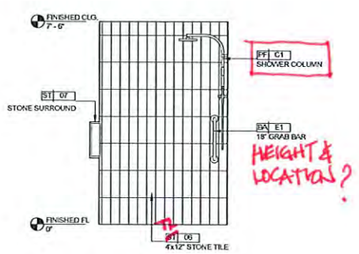

15 GUESTROOM K-3 ELEVATION
1/2" = 1'-0"

9/7/2021 2:43:12 PM
The original size of this drawing is 20"x42"
Copyright © 2011 WATG. All rights reserved.

100% CD SET REVISION - LAS VISTAS GUESTROOMS & CORRIDORS | SEPTEMBER 7, 2021 |

Wimberly INTERIORS
a design studio of WATG
strategy planning architecture landscape interiors
new york | NY | 212 274 2626 watg.com

ROYAL BLUE HOSPITALITY, LLC
PO BOX 9832
SAN JUAN, PR 00908
PUERTO RICO

no.	date	issue

EL CONQUISTADOR RESORT
1000 EL CONQUISTADOR AVENUE
FAJARDO, PR 00738-3711
PUERTO RICO

BUILDING #2 LAS VISTAS (LV) - KING GUESTROOM INTERIOR ELEVATIONS

project no. 195056 date 09/07/21

B3

I-651

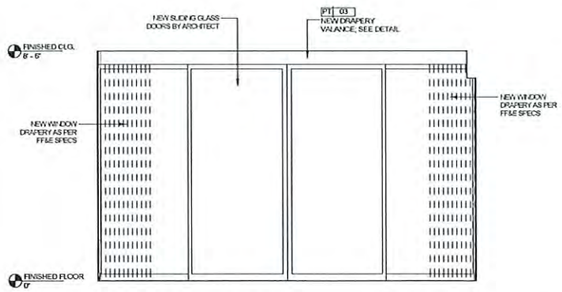

1 GUESTROOM K-5 ELEVATION
1/2" = 1'-0"

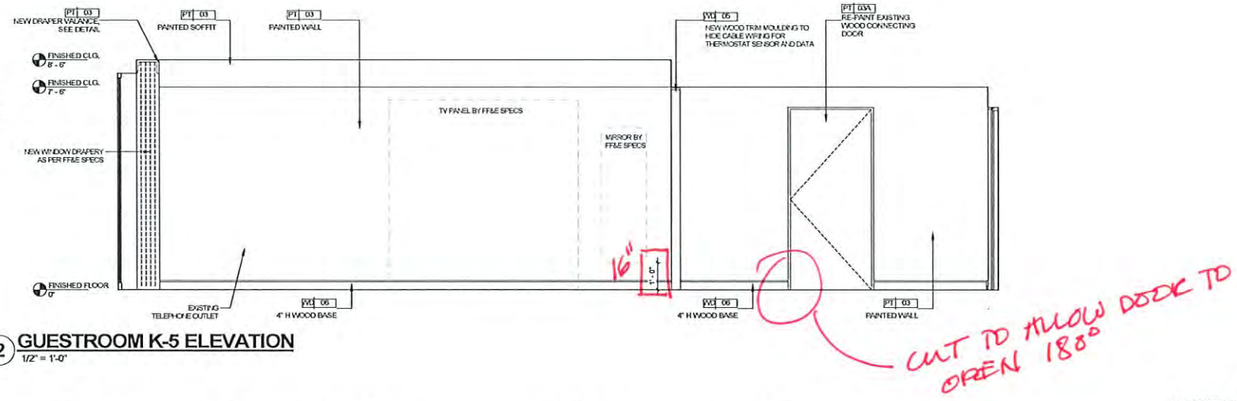

2 GUESTROOM K-5 ELEVATION
1/2" = 1'-0"

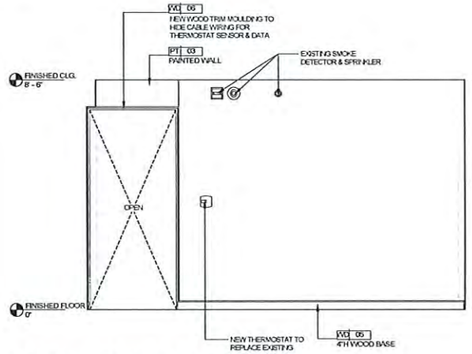

3 GUESTROOM K-5 ELEVATION
1/2" = 1'-0"

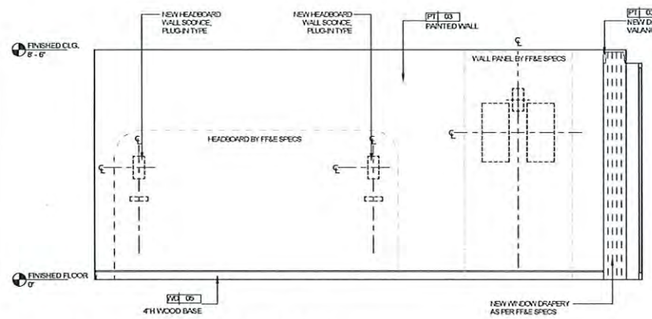

4 GUESTROOM K-5 ELEVATION
1/2" = 1'-0"

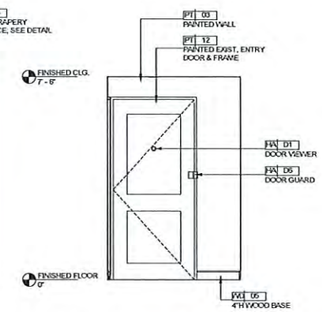

5 GUESTROOM K-5 ELEVATION
1/2" = 1'-0"

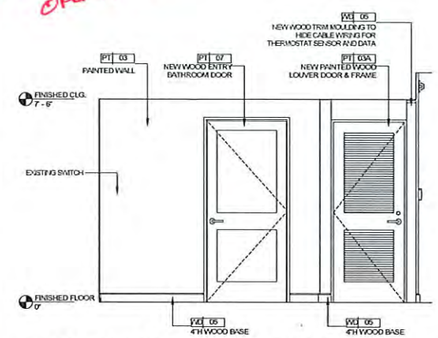

6 GUESTROOM K-5 ELEVATION
1/2" = 1'-0"

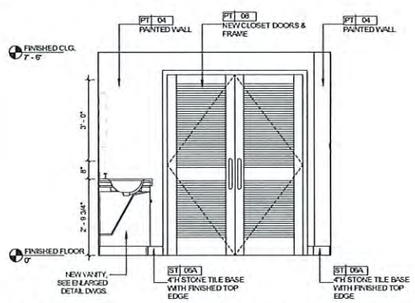

7 GUESTROOM K-5 ELEVATION
1/2" = 1'-0"

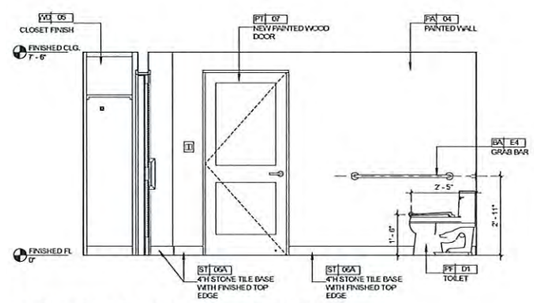

8 GUESTROOM K-5 ELEVATION
1/2" = 1'-0"

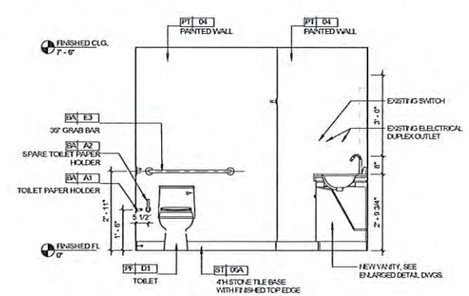

9 GUESTROOM K-5 ELEVATION
1/2" = 1'-0"

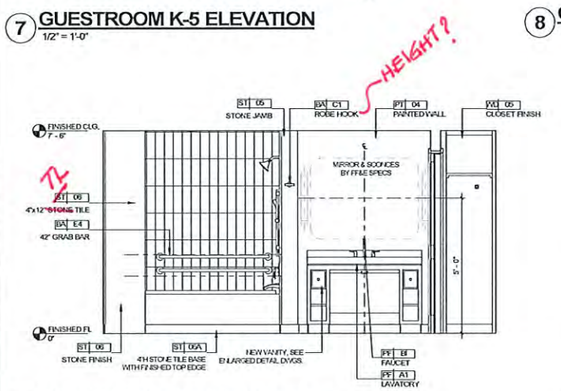

10 GUESTROOM K-5 ELEVATION
1/2" = 1'-0"

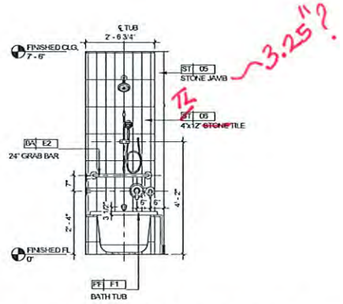

11 GUESTROOM K-5 ELEVATION
1/2" = 1'-0"

9/7/2021 2:43:28 PM
The original size of this drawing is 30"x42"
Copyright © 2021 WATG. All rights reserved.

100% CD SET REVISION - LAS VISTAS GUESTROOMS & CORRIDORS | SEPTEMBER 7, 2021 |

Wimberly INTERIORS
a design studio of WATG
strategy planning architecture landscape interiors
new york | NY | 212 274 2626 watg.com

ROYAL BLUE HOSPITALITY, LLC
PO BOX 9832
SAN JUAN, PR 00908
PUERTO RICO

no.	date	issue

EL CONQUISTADOR RESORT
1000 EL CONQUISTADOR AVENUE
FAJARDO, PR 00738-3711
PUERTO RICO

BUILDING #2 LAS VISTAS (LV) - KING GUESTROOM INTERIOR ELEVATIONS

project no. 195056 date 09/07/21

Checked by: Checker
Drawn by: Author

B2

I-652

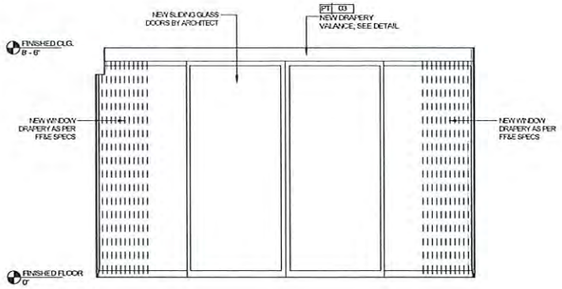

1 GUESTROOM QQ-1 ELEVATION
1/2" = 1'-0"

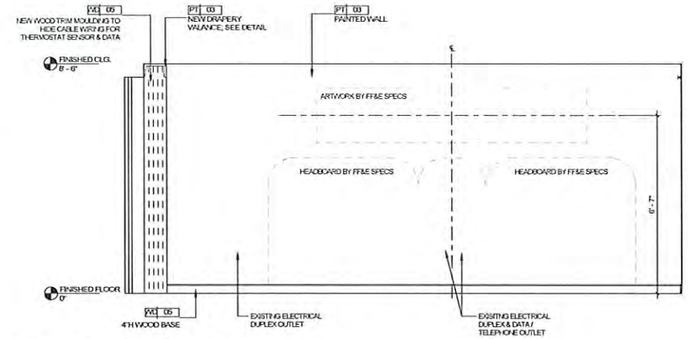

2 GUESTROOM QQ-1 ELEVATION
1/2" = 1'-0"

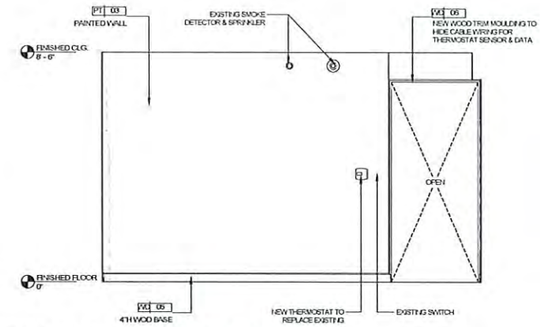

3 GUESTROOM QQ-1 ELEVATION
1/2" = 1'-0"

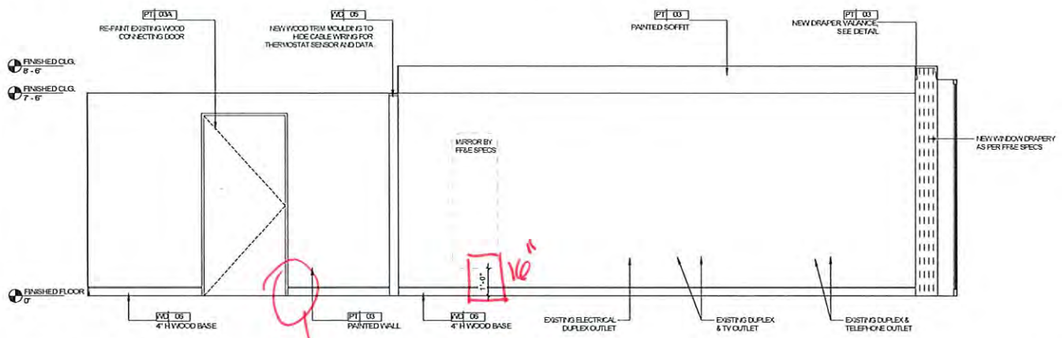

CUT TO ALLOW DOOR TO OPEN 180°

4 GUESTROOM QQ-1 ELEVATION
1/2" = 1'-0"

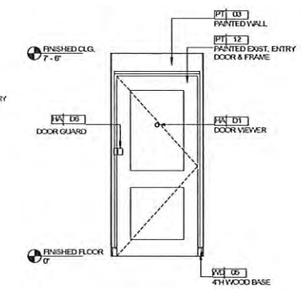

5 GUESTROOM QQ-1 ELEVATION
1/2" = 1'-0"

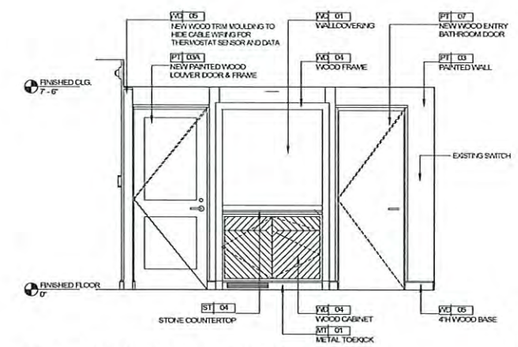

6 GUESTROOM QQ-1 ELEVATION
1/2" = 1'-0"

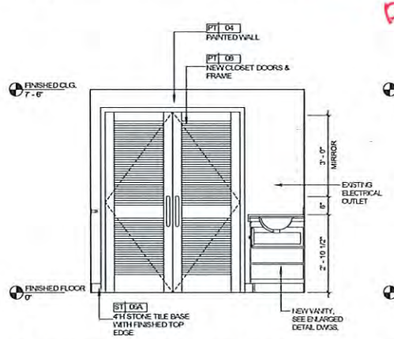

7 GUESTROOM QQ-1 ELEVATION
1/2" = 1'-0"

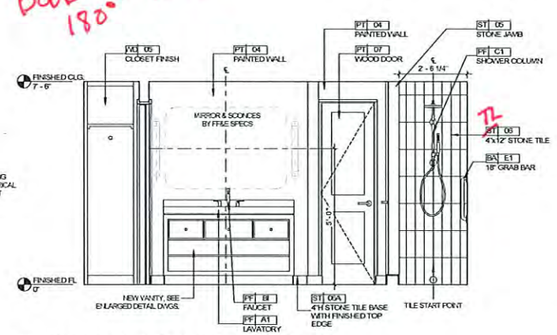

8 GUESTROOM QQ-1 ELEVATION
1/2" = 1'-0"

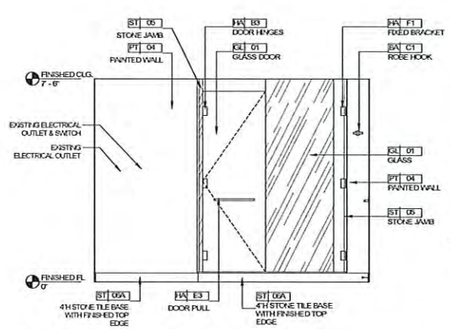

9 GUESTROOM QQ-1 ELEVATION
1/2" = 1'-0"

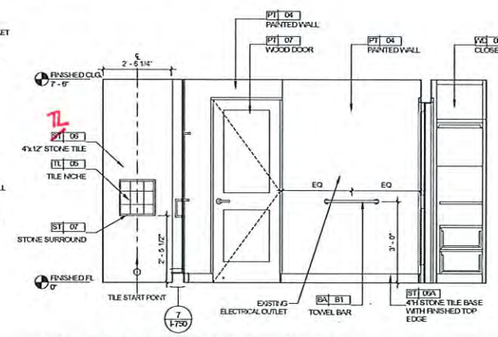

10 GUESTROOM QQ-1 ELEVATION
1/2" = 1'-0"

11 GUESTROOM QQ-1 ELEVATION
1/2" = 1'-0"

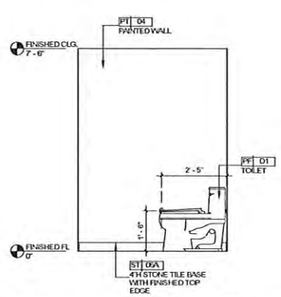

12 GUESTROOM QQ-1 ELEVATION
1/2" = 1'-0"

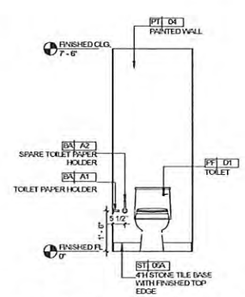

13 GUESTROOM QQ-1 ELEVATION
1/2" = 1'-0"

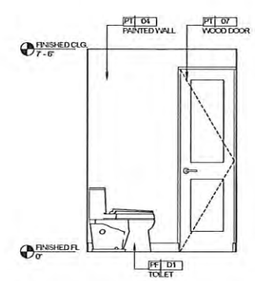

14 GUESTROOM QQ-1 ELEVATION
1/2" = 1'-0"

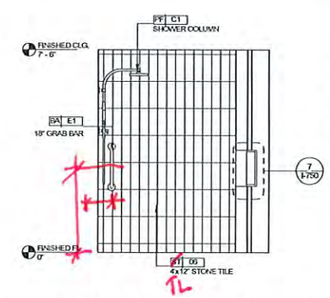

15 GUESTROOM QQ-1 ELEVATION
1/2" = 1'-0"

Wimberly INTERIORS
a design studio of WATG
strategy planning architecture landscape interiors
new york | NY | 212 274 2626 watg.com

ROYAL BLUE HOSPITALITY, LLC
PO BOX 9832
SAN JUAN, PR 00906
PUERTO RICO

100% CD SET REVISION - LAS VISTAS GUESTROOMS & CORRIDORS | SEPTEMBER 7, 2021 |

no.	date	issue

EL CONQUISTADOR RESORT
1000 EL CONQUISTADOR AVENUE
FAJARDO, PR 00738-3711
PUERTO RICO

BUILDING #2 LAS VISTAS (LV) - QQ GUESTROOM INTERIOR ELEVATIONS

project no. 195056 date 09/07/21

checked by Checker
drawn by Author

B2

I-653

9/7/2021 2:43:31 PM
The original size of this drawing is 30"x42"
Copyright © 2011 WATG. All rights reserved.

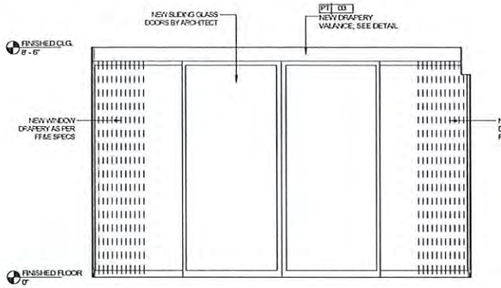

1 GUESTROOM QQ-3 ELEVATION
1/2" = 1'-0"

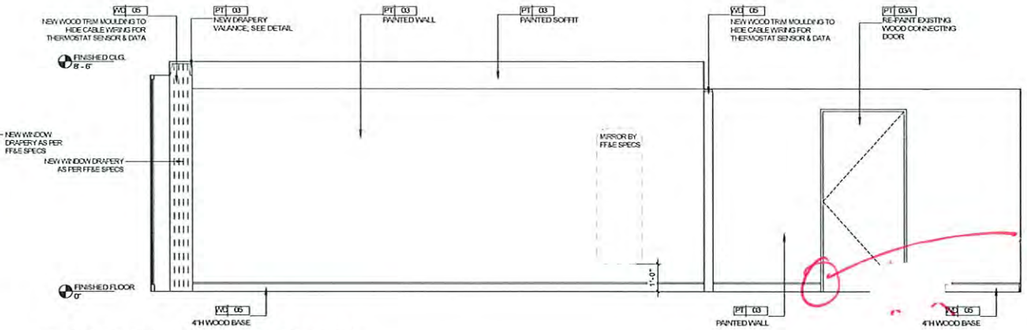

·NEEDS TO BE CUT TO K DOOR TO OPEN 180°

2 GUESTROOM QQ-3 ELEVATION
1/2" = 1'-0"

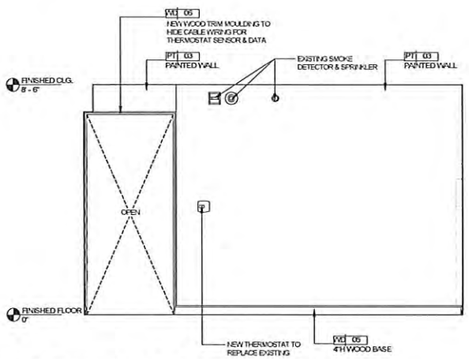

3 GUESTROOM QQ-3 ELEVATION
1/2" = 1'-0"

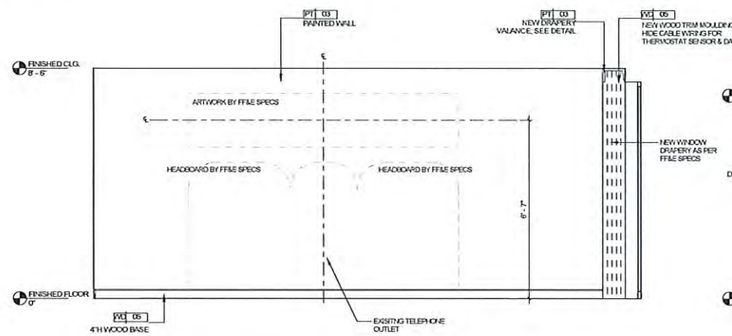

4 GUESTROOM QQ-3 ELEVATION
1/2" = 1'-0"

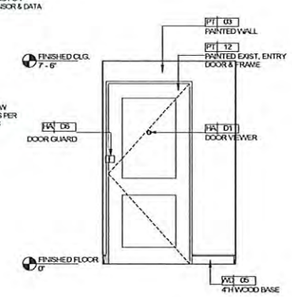

5 GUESTROOM QQ-3 ELEVATION
1/2" = 1'-0"

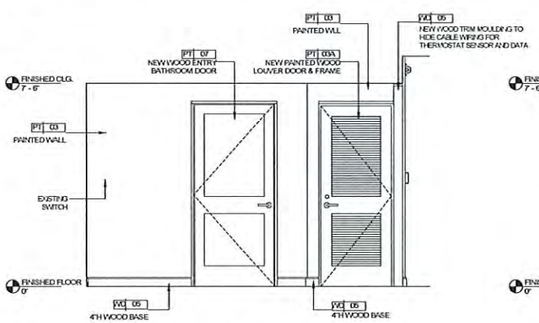

6 GUESTROOM QQ-3 ELEVATION
1/2" = 1'-0"

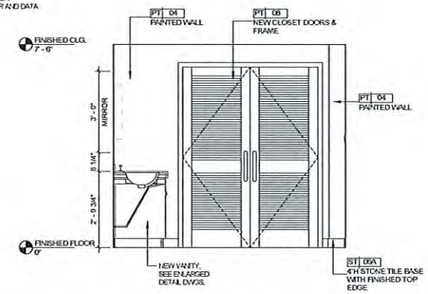

7 GUESTROOM QQ-3 ELEVATION
1/2" = 1'-0"

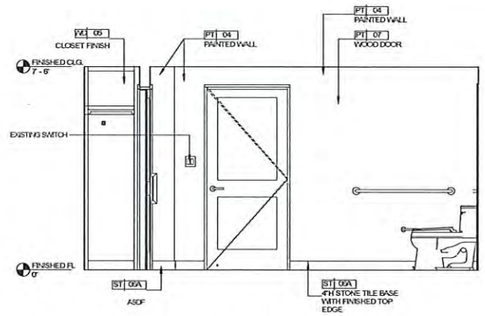

8 GUESTROOM QQ-3 ELEVATION
1/2" = 1'-0"

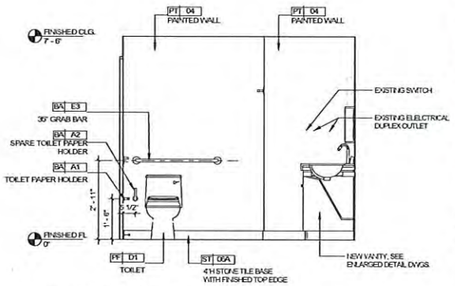

9 GUESTROOM QQ-3 ELEVATION
1/2" = 1'-0"

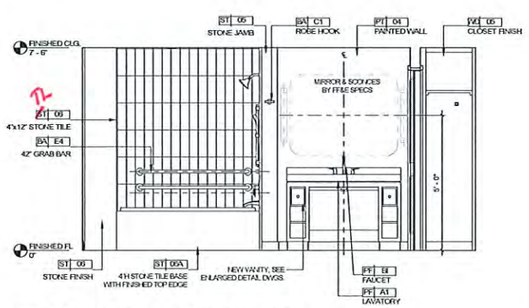

10 GUESTROOM QQ-3 ELEVATION
1/2" = 1'-0"

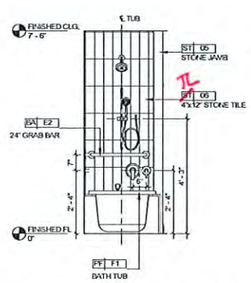

11 GUESTROOM QQ-3 ELEVATION
1/2" = 1'-0"

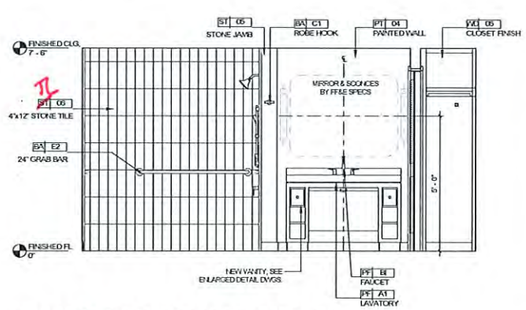

12 GUESTROOM QQ-4 ELEVATION
1/2" = 1'-0"

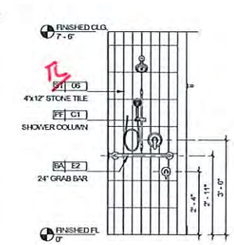

13 GUESTROOM QQ-4 ELEVATION
1/2" = 1'-0"

9/7/2021 2:43:46 PM
The original size of this drawing is 30"x42"
Copyright © 2021 WATG. All rights reserved.

100% CD SET REVISION - LAS VISTAS GUESTROOMS & CORRIDORS | SEPTEMBER 7, 2021 |

Wimberly INTERIORS
a design studio of WATG
strategy planning architecture landscape interiors
new york | NY | 212 274 2626 watg.com

ROYAL BLUE HOSPITALITY, LLC
PO BOX 9832
SAN JUAN, PR 00908
PUERTO RICO

other | consultant

no. date issue

EL CONQUISTADOR RESORT
1000 EL CONQUISTADOR AVENUE
FAJARDO, PR 00738-3711
PUERTO RICO

BUILDING #2 LAS VISTAS (LV) - QQ GUESTROOM INTERIOR ELEVATIONS

project no. 195056 date 09/07/21

checked by Checker
drawing Author

B2

I-654

II REVISE SHEET TO ILLUSTRATE NEW DESIGN.

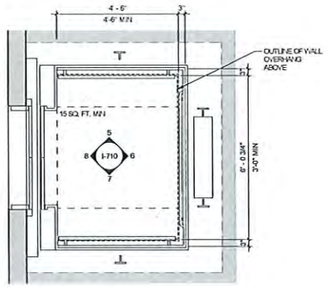

1 TYP. ELEVATOR CAB KEY PLAN
1/2" = 1'-0"

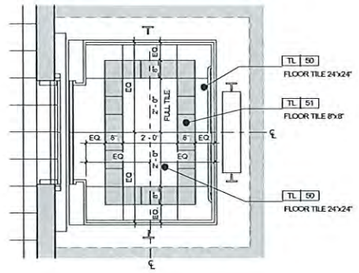

2 TYP. ELEVATOR CAB FLOORING PLAN
1/2" = 1'-0"

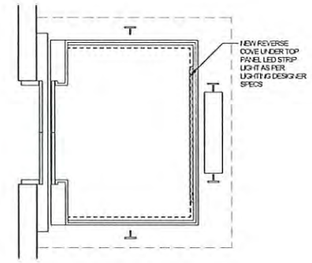

3 TYP. ELEVATOR CAB ELECTRICAL PLAN
1/2" = 1'-0"

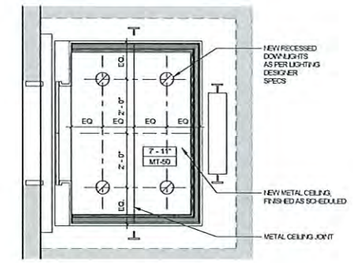

4 TYP. ELEVATOR CAB REF. CLG. PLAN
1/2" = 1'-0"

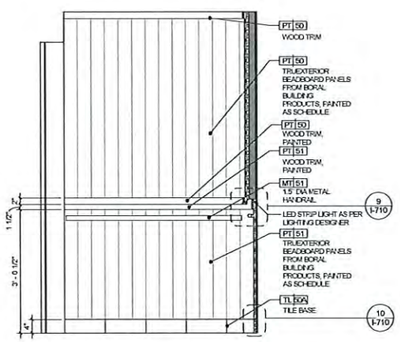

5 TYP. ELEVATOR CAB ELEVATION
3/4" = 1'-0"

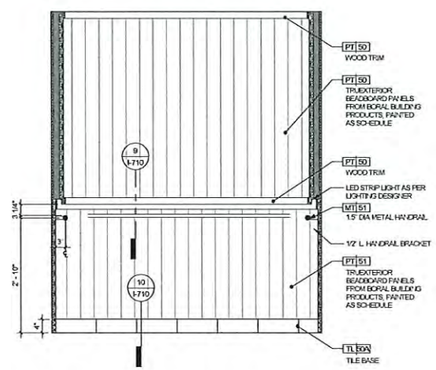

6 TYP. ELEVATOR CAB ELEVATION
3/4" = 1'-0"

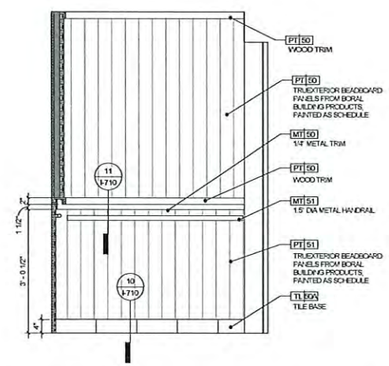

7 TYP. ELEVATOR CAB ELEVATION
3/4" = 1'-0"

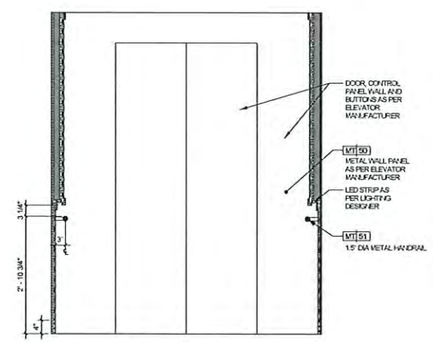

8 TYP. ELEVATOR CAB ELEVATION
3/4" = 1'-0"

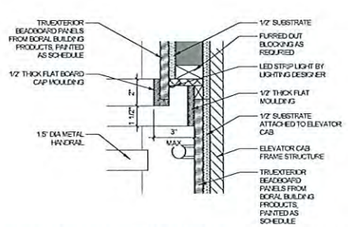

9 ELEVATOR WAINSCOT WALL DETAIL
3" = 1'-0"

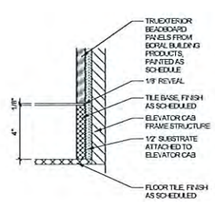

10 ELEVATOR WALL BASE DETAIL
3" = 1'-0"

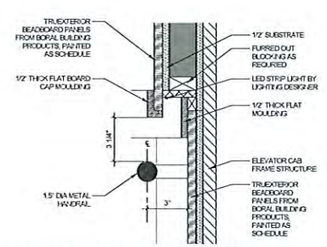

11 ELEVATOR HANDRAIL DETAIL
3" = 1'-0"

9/7/2021 2:43:47 PM
The original size of this drawing is 30"x42"
Copyright © 2011 WATG. All rights reserved.

Wimberly INTERIORS
a design studio of WATG
strategy planning architecture landscape interiors
new york | NY | 212 274 2626 watg.com

ROYAL BLUE HOSPITALITY, LLC
PO BOX 9832
SAN JUAN, PR 00908
PUERTO RICO

100% CD SET REVISION - LAS VISTAS GUESTROOMS & CORRIDORS | SEPTEMBER 7, 2021 |

no.	date	issue

EL CONQUISTADOR RESORT
1000 EL CONQUISTADOR AVENUE
FAJARDO, PR 00738-3711
PUERTO RICO

BUILDING #2 LAS VISTAS (LV) - GUESTROOM CORRIDOR ELEVATOR CAB DETAILS

project no. 195056 date 09/07/21
checked by HC
drawn by AR

B2

I-710

EL CONQUISTADOR RESORT

EL CONQUISTADOR RESORT

1000 EL CONQUISTADOR AVENUE
FAJARDO, PR 00738-3711
PUERTO RICO

BUILDING #5 - LA MARINA GUESTROOMS

100% CD SET - LA MARINA - GUESTROOM & SUITES | REV 12 | JUNE 17, 2022

Wimberly INTERIORS

a design studio of WATG

ABBREVIATIONS

A/C	AIR CONDITIONING	EMER.	EMERGENCY	OPP.	OPPOSITE
ACT.	ACOUSTICAL TILE	ENCL.	ENCLOSURE	OVHD.	OVERHEAD
ADJ.	ADJUSTABLE	EQ.	EQUAL	PNT.	PAINT
A.F.F.	ABOVE FINISH FLOOR	EQPT.	EQUIPMENT	REF.	REFERENCE
A.P.	ACCESS PANEL	E.W.	EACH WAY	REFR.	REFRIGERATOR
ALT.	ALTERNATE	EXIST.	EXISTING	REINF.	REINFORCING
APPR.	APPROXIMATE	EXT.	EXTERIOR	REQ.	REQUIRED
ARCH.	ARCHITECTURAL	F.E.C.	FIRE EXTINGUISHER CABINET	REV.	REVISED/REVERSED
BLDG.	BUILDING	F.F.	FIELD FIT TO EXISTING OPENING	R.H.	ROBE HOOK
BLK.	BLOCK, BLOCKING	FIN.	FINISH	SIM.	SIMILAR
BOT.	BOTTOM	FL.	FLOOR	SYM.	SYMMETRICAL
B/S	BOTH SIDES	F.O.F.	FACE OF FINISH	TEL.	TELEPHONE
CAB.	CABINET	FT.	FOOT, FEET	T&G	TONGUE & GROOVE
CLG.	CEILING	GL.	GLASS, GLAZING	THR.	THRESHOLD
CLO.	CLOSET	HORIZ.	HORIZONTAL	T.O.W.	TOP OF WALL
CLR.	CLEAR	HGT.	HEIGHT	T.S	TUBE STEEL
COL.	COLUMN	I.D.	INSIDE DIAMETER	T.V.	TELEVISION
CONC.	CONCRETE	INT.	INTERIOR	TYP.	TYPICAL
CONSTR.	CONSTRUCTION	LAM.	LAMINATE	UNF.	UNFINISHED
CONT.	CONTINUOUS	LT.	LIGHT	U.O.N.	UNLESS OTHERWISE NOTED
CONTR.	CONTRACTOR	LVR.	LOUVER	VEST.	VESTIBULE
CORR.	CORRIDOR	MAT.	MATERIAL	V.I.F.	VERIFY IN FIELD
DBL.	DOUBLE	MISC.	MISCELLANEOUS	VNR.	VENEER
DEPT.	DEPARTMENT	MTD.	MOUNTED	W/	WITH
DET.	DETAIL	MTG.	MOUNTING	WD.	WOOD
DIA.	DIAMETER	MLT.	METAL	W.O.	WHERE OCCURS
DIM.	DIMENSION	N.I.C.	NOT IN CONTRACT	W/O	WITHOUT
DISP.	DISPENSER	NO(S).	NUMBER(S)	WSCT.	WAINSCOT
DN.	DOWN	NOM.	NOMINAL	&	AND
DR.	DOOR	N.T.S.	NOT TO SCALE	@	AT
DWG.	DRAWING	O.A.	OVERALL	#	NUMBER
DWR.	DRAWER	O.C.	ON CENTER		
EA.	EACH	O.D.	OUTSIDE DIAMETER		
ELEC.	ELECTRICAL	O.F.C.I.	OWNER FURNISHED CONTRACTOR INSTALLED		
ELEV.	ELEVATOR				

SHEET NUMBER LEGEND

PROJECT AREA DESIGNATOR (OPTIONAL)
PA - PUBLIC AREAS
GR - GUESTROOMS

XX I-101

INTERIORS SHEET TYP IDENTIFIER
UNIT OR LEVEL SUBGROUP IDENTIFIER
INTERIORS SERIES IDENTIFIER
INTERIORS DISCIPLINE DESIGNATOR

SHEET TYPE REFERENCE

I-000	COVER SHEET/INTERIOR SHEET INDEX/GENERAL NOTES
I-100	INTERIOR OVERALL / ENLARGED KEY PLANS
I-200	ENLARGED FINISH PLANS
I-300	ENLARGED ELECTRICAL / DATA PLANS
I-400	ENLARGED REFLECTED CEILING PLANS
I-500	OVERALL / ENLARGED FF&E PLANS
I-600	INTERIOR ELEVATIONS
I-700	DETAILS
I-800	DOOR STYLES

INTERIOR DRAWING CODES

AREAS	FINISH CODES	FF&E CODES
B5 LA MARINA BUILDING:		
GUESTROOMS	XX-00's	LMG-XXX
GUESTROOMS CORRIDOR		LMC-XXX
PUBLIC AREAS:	XX-500's	
LA MARINA CAFE		MC-XXX
PUBLIC RESTROOMS		RR-XXX
BALLYHOO		BY-XXX

ELECTRICAL REFERENCE

POWER SUPPLY DEVICES
- SIMPLEX
- DUPLEX ELECTRICAL POWER OUTLET
- TRIPLEX ELECTRICAL POWER OUTLET
- QUADRAPLEX ELECTRICAL POWER OUTLET
- WATERPROOF SIMPLEX ELECTRICAL POWER OUTLET
- WATERPROOF DUPLEX ELECTRICAL POWER OUTLET
- WATERPROOF TRIPLEX ELECTRICAL POWER OUTLET
- WATERPROOF QUADRAPLEX ELECTRICAL POWER OUTLET
- GROUND FAULT SIMPLEX ELECTRICAL POWER OUTLET
- GROUND FAULT DUPLEX ELECTRICAL POWER OUTLET
- GROUND FAULT TRIPLEX ELECTRICAL POWER OUTLET
- GROUND FAULT QUADRAPLEX ELECTRICAL POWER OUTLET
- SPLIT WIRE, SWITCHED, DUPLEX ELECTRICAL POWER OUTLET
- SPLIT WIRE, SWITCHED, QUADRAPLEX ELECT'L POWER OUTLET
- SPECIAL PURPOSE OUTLET
- FLOOR MOUNTED ELECTRICAL POWER OUTLET
- WALL MOUNTED ELECT'L POWER JUNCTION BOX
- CEILING MOUNTED ELECTRICAL POWER JUNCTION BOX
- CLOCK (RECESSED) ELECT POWER OUTLET (PLAN VIEW)
- CLOCK (RECESSED) ELECT POWER OUTLET (ELEVATION VIEW)

SWITCHING DEVICES
- SWITCH
- THREE POLE SWITCH
- MULTIPLE POLE SWITCH (NUMBER INDICATES MULTIPLES)
- TIMER SWITCH
- MASTER SWITCH
- DOOR BELL SWITCH
- DIMMER SWITCH
- THREE POLE DIMMER SWITCH
- CONTROL/UTILITY PANEL
- EXISTING OUTLET/SWITCH (ELEV.)

SIGNAL:TELEPHONE - DATA - TV - COMMUNICATIONS
- WALL MOUNTED TELEPHONE
- FLOOR MOUNTED DATA OUTLET
- WALL MOUNTED DATA/PHONE OUTLET
- WALL MOUNTED DATA OUTLET
- FLOOR MOUNTED TELEPHONE
- WALL MOUNTED TELEVISION CABLE OUTLET
- FLOOR MOUNTED TELEVISION CABLE OUTLET
- WALL MOUNTED MICROPHONE OUTLET
- FLOOR MOUNTED MICROPHONE OUTLET
- WALL MOUNTED SPEAKER
- CEILING MOUNTED SPEAKER

LIGHTING FIXTURES
- SURFACE MOUNTED FIXTURE
- ACCENT LIGHT/WALL WASHER
- NEW RECESSED DOWNLIGHT
- NEW RECESSED SHOWER LIGHT
- SURFACE MOUNTED FLUORESCENT
- RECESSED FLUORESCENT

FIRE & LIFE SAFETY DEVICES
- WALL MOUNTED EXIT LIGHT
- CEILING MOUNTED EXIT LIGHT
- WALL MOUNTED SPRINKLER
- CEILING MOUNTED SPRINKLER
- WALL MOUNTED SMOKE DETECTOR
- CEILING MOUNTED SMOKE DETECTOR
- FIRE ALARM STATION
- AUDIO VISUAL ALARM DEVICE
- FIRE / SMOKE DETECTOR

NOTE: ALL LIFE SAFETY EQUIPMENT TO BE SPECIFIED AND LOCATED BY LIFE SAFETY CONTRACTOR IN FIELD.

HVAC - MECHANICAL
- WALL DIFFUSER
- THERMOSTAT
- RETURN AIR GRILLE
- SUPPLY AIR GRILLE
- EXHAUST VENT
- SLOT DIFFUSER

NOTE: REFER TO ENGINEER & LIGHTING DESIGNER DRAWINGS FOR ADDITIONAL SYMBOLS

GRAPHIC SYMBOLS

Full Building Section — SIM; 1 / I101 — SECTION IDENTIFICATION; SHEET WHERE SECTION IS DRAWN

Wall Section — SIM; 1 / I101 — SECTION IDENTIFICATION; SHEET WHERE SECTION IS DRAWN

Detail or Callout Reference — SIM; 1 / I101 — DETAIL NUMBER; SHEET WHERE DETAIL/CALLOUT IS DRAWN

Interior Elevation Tag — 1, 2, 3, 4; I6-201 — VIEW DESIGNATION; SHEET NUMBER

Grid Bubble - Existing — 2.2 — GRID NUMBER; GRID LINE

Grid Bubble - Proposed — A — GRID NUMBER; GRID LINE

Matchlines — SEE SHEET FOR CONTINUATION

North Arrow — N — TRUE NORTH; PROJECT NORTH

View Title — DRAWING NAME; 1 INSERT VIEW NAME; Scale — DRAWING SCALE; DRAWING NUMBER

View Reference — SEE SHEET A2.01.35 — DRAWING NAME

Elevation Datum — Level 1, 10.0m — LEVEL NAME; DENOTES BENCHMARK ELEVATION; LEVEL ELEVATION

Spot Elevation (sect/elev) — CEILING, 100'-0" — DESCRIPTION; ELEVATION

Door Tag — ? — DOOR NUMBER

Breakline

Light Fixture — LT - 01 — EQUIPMENT ID

Accessories — BA-01 — EQUIPMENT ID

Plumbing Fixture Tag — PF-01 — PLUMBING FIXTURE ID

Material/Finish Tag — PT 01 — MATERIAL ID

Furniture Tag — 202 XX-XX — FURNITURE ID

Revision Tag — 1 — REVISION NUMBER

- CEILING MOUNTED SPEAKER
- FLOOR MOUNTED MICROPHONE
- TELEVISION
- FLOOR MOUNTED DATA
- WALL SCONCE
- JUNCTION BOX
- CENTER LINE
- FLOOR MOUNTED TELEPHONE
- SURFACE MOUNTED FIXTURE

GENERAL NOTES

1 THE SCOPE OF WORK TO BE PERFORMED IS AS DESCRIBED IN THESE GENERAL NOTES, AND AS SHOWN ON THE ACCOMPANYING DRAWINGS, WITH FURTHER EXPLANATORY DETAILS AS REQUIRED. THE WORK SHALL INCLUDE ALL LABOR AND MATERIALS REQUIRED TO COMPLETE THE PROJECT AS INDICATED IN THE CONTRACT DOCUMENTS.

2 THE GENERAL CONTRACTOR SHALL NOTIFY THE OWNER AND DESIGNER IMMEDIATELY IF HE CANNOT COMPLY WITH ALL NOTES CALLED FOR THIS SHEET AND ALL OTHER WIMBERLY INTERIOR DRAWINGS OR SPECIFICATIONS.

3 ALL DESIGN DRAWINGS AND ALL CONSTRUCTION NOTES ARE COMPLEMENTARY, AND WHAT IS CALLED FOR BY EITHER WILL BE BINDING AS IF CALLED FOR BY ALL. ANY WORK SHOWN OR REFERRED TO ANY ONE SET OF DRAWINGS SHALL BE PROVIDED AS THOUGH SHOWN ON ALL RELATED DRAWINGS.

4 ALL WORK LISTED OR IMPLIED ON THE DESIGN DRAWING SHEETS OR NOTES SHOULD BE SUPPLIED OR INSTALLED BY THE GENERAL CONTRACTOR UNLESS OTHERWISE NOTED. HOWEVER, IT IS EXPECTED THAT THE GENERAL CONTRACTOR SHALL CLOSELY COORDINATE HIS WORK WITH OTHER CONTRACTORS WHO SUPPLY OR INSTALL ADDITIONAL ITEMS AND ASSURE ALL SCHEDULES ARE MET.

5 THE CONSTRUCTION NOTES AND DRAWINGS ARE SUPPLIED TO ILLUSTRATE THE DESIGN AND GENERAL TYPE OF CONSTRUCTION DESIRED AND ARE INTENDED TO IMPLY A PREMIUM QUALITY OF CONSTRUCTION, MATERIAL AND WORKMANSHIP THROUGHOUT.

6 UPON ACCEPTANCE OF DRAWINGS, THE GENERAL CONTRACTOR ASSUMES FULL RESPONSIBILITY FOR THE CONSTRUCTION, MATERIALS AND WORKMANSHIP OF THE PROJECT DESCRIBED IN THESE NOTES AND WILL BE EXPECTED TO COMPLY WITH THE SPIRIT AS WELL AS THE LETTER IN WHICH THEY WERE WRITTEN.

7 THE GENERAL CONTRACTOR SHALL MAINTAIN A CURRENT AND COMPLETE SET OF CONSTRUCTION DOCUMENTS ON SITE DURING ALL PHASES OF CONSTRUCTION FOR USE BY ALL TRADES OR SUB-CONTRACTORS.

8 THE GENERAL CONTRACTOR SHALL PROVIDE ALL NECESSARY PROTECTION FOR HIS WORK UNTIL TURNED OVER TO THE OWNER/CLIENT.

9 THE GENERAL CONTRACTOR SHALL SUBMIT ALL FABRICATION SHOP DRAWINGS, AND FIXTURE CATALOGUE CUT SHEETS TO THE DESIGNER FOR APPROVAL. ALL SHOP DRAWINGS AND CUTS SIGNED "APPROVED" SHALL SUPERSEDE ORIGINAL DRAWINGS IN DESIGN APPEARANCE ONLY. ID CONTRACTOR SHALL ASSUME RESPONSIBILITY FOR ERRORS/OMMISIONS IN THESE DRAWINGS.

10 PRIOR TO BEGINNING WORK, THE GENERAL CONTRACTOR SHALL PROVIDE WIMBERLY INTERIORS A CONSTRUCTION SCHEDULE SHOWING CHRONOLOGICAL PHASES OF HIS WORK AND ALL RELATED WORK FOR THE COMPLETION OF THE PROJECT. THIS SCHEDULE SHALL INDICATE ALL ORDERING LEAD TIME, LENGTH OF TIME FOR EACH PHASE, ITS START AND COMPLETION WITH A PROJECTED COMPLETION DATE.

11 THE GENERAL CONTRACTOR, HIS SUBCONTRACTORS OR ANY OTHER CONTRACTOR INVOLVED IN THIS PROJECT SHALL TAKE NOTE THAT ANY ADDITIONAL COST CAUSED BY DEFECTIVE WORK AS A RESULT OF BUT NOT LIMITED TO INTERIOR WORKMANSHIP OR MATERIALS, IMPROPER SCHEDULING OR DELINQUENT ORDERING SHALL BE BORNE BY THE PARTY RESPONSIBLE.

12 THE GENERAL CONTRACTOR SHALL FURNISH WEEKLY FIELD PROGRESS REPORTS TO THE DESIGNER FOR ALL PHASES OF CONSTRUCTION.

13 THE GENERAL CONTRACTOR SHALL FILE DRAWINGS WITH THE DEPARTMENT OF BUILDINGS, PAY FILLING FEE DEPOSIT AND OBTAIN APPROVALS AND PERMITS.

14 ALL CONSTRUCTION SHALL PER ALL APPLICABLE AND GOVERNING REGULATIONS, CODES AND AUTHORITIES.

15 ALL PLANS ARE DRAWN TO SCALE AND SHOULD BE PRINTED TO SCALE AND THEREFORE SHOULD NOT BE SCALED. REFER TO DIMENSIONS OR DESCRIPTIONS.

16 GENERAL CONTRACTOR SHALL FURNISH AND INSTALL ALL REQUIREMENTS TO COMPLY WITH FULL SAFETY STANDARDS.

17 GENERAL CONTRACTOR SHALL COORDINATE ALL WORK TO ALLOW ACCESSIBILITY AND USE OF ALL ADJACENT SPACES.

18 DURING CONSTRUCTION, EACH TRADE SHALL BE RESPONSIBLE FOR THE COST OF REPAIRING ANY DAMAGE CAUSED TO OR BY THEIR WORK.

19 REFER TO ARCHITECTURAL CONTRACT DOCUMENTS FOR ALL PERIMETER WALL DIMENSIONS. GENERAL CONTRACTOR TO VERIFY ALL DIMENSIONS, CONDITIONS, ETC., PRIOR TO BEGINNING THE CONSTRUCTION AND NOTIFY THE ARCHITECT AND DESIGNER IN WRITING OF ANY DISCREPANCIES. PROCEEDING WITH WORK SHALL CONSTITUTE ACCEPTANCE OF THE GENERAL CONTRACTOR THAT CONDITIONS ARE CORRECT, AND THE GENERAL CONTRACTOR SHALL ASSUME FULL RESPONSIBILITY.

20 ALL WRITTEN DIMENSIONS SHOULD HAVE PRECEDENCE OVER DRAWING SCALE. ALL DIMENSIONS ARE TO GRID LINE, FACE OF MASONRY OR FACE OF WALL FINISHES UNLESS OTHERWISE NOTED.

21 GENERAL CONTRACTOR TO VERIFY SIZE, LOCATION AND CHARACTERISTICS OF ALL MECHANICAL AND ELECTRICAL EQUIPMENT AND OPENINGS BEFORE CONSTRUCTION AND NOTIFY ENGINEER OF ANY DISCREPANCIES. GENERAL CONTRACTOR TO VERIFY ALL LOCATIONS OF OWNER FURNISHED EQUIPMENT AND PREPARE ALL SURFACES ACCORDINGLY.

22 "TYPICAL" MEANS TYPICAL FOR ALL SIMILAR CONDITIONS UNLESS NOTED OTHERWISE.

23 "ALIGN" MEANS THAT SIMILAR COMPONENTS OF CONSTRUCTION (E.G. WALLS, DOOR JAMBS, ETC.) SHALL ALIGN ACROSS VOIDS OR WITH EXISTING WALL, EDGE, OR CENTER LINE.

24 THE GENERAL CONTRACTOR SHALL PROVIDE ALL NECESSARY BLOCKING, BACKING, FRAMING, HANGERS OR OTHER SUPPORT FOR FIXTURES, EQUIPMENT, FURNISHINGS AND ALL ITEMS REQUIRING SAME. WHERE IT IS DEEMED NECESSARY TO ENSURE STABILITY, CONTRACTOR SHALL PROVIDE ADDITIONAL ANCHORING AND/OR BLOCKING IN STUD PARTITION FOR MILLWORK AND ARTWORK. ALL SURFACE BLOCKING IS BY MILLWORK CONTRACTOR.

25 GENERAL CONTRACTORS AND ALL SUBCONTRACTORS TO CLEAN ALL AREAS DURING AND AFTER CONSTRUCTION AND MAKE READY FOR OTHER FOLLOWING TRADES. AT FINAL PHASE, LEAVE AREA CLEAN FOR MOVE-IN.

26 ALL WALL ANGLES SHALL BE EITHER 90 OR 45 DEGREES UNLESS NOTED OTHERWISE.

27 ALL WOOD VENEERS, PLYWOOD, MILLWORK, AND BLOCKING SHALL BE FIRE RETARDANT, TREATED WOOD WITH FLAME SPREAD NO GREATER THAN 200 OR HIGHER GOVERNING STANDARD AND SHALL BEAR, PRIOR TO INSTALLATION, THE IDENTIFICATION OF AN APPROVED TESTING OR INSPECTION AGENCY CLEARLY SHOWING THE PERFORMANCE RATING OF THE PRODUCT.

28 REFER TO DRAWING DOCUMENTS AND SPECIFICATIONS FOR ALL DETAILS.

29 ARCHITECT TO COORDINATE LOCATIONS OF ANY SPRINKLER HEAD, SPEAKERS OR SPECIALTY ITEMS LOCATED ON THE REFLECTED CEILING PLAN WITH THE INTERIOR DESIGN DRAWINGS.

30 GENERAL CONTRACTOR IS TO SUBMIT CATALOGUE CUT SHEETS FOR ALL VISIBLE ELECTRICAL EQUIPMENT, SPECIFICALLY, LIGHTING FIXTURES, SWITCHES, BUZZERS, BUTTONS, DIMMERS, SPECIAL PLATES, GANG PLATES AND OTHER EQUIPMENT.

31 ALL FLOOR MOUNTED J-BOXES TO HAVE METAL CARPET PLATES AND COVER PLATES FLUSH MOUNTED UNLESS OTHERWISE NOTED AND FINISH TO BE PER INTERIOR DESIGN DRAWINGS.

32 GENERAL CONTRACTOR TO PROVIDE SHOP DRAWINGS ON ALL HANDRAILS, MILLWORK, MARBLE OR ANY OTHER SPECIALTY ITEMS FOR APPROVAL BY INTERIOR DESIGNER PRIOR TO PURCHASING AND MANUFACTURE.

33 ALL PLUMBING FIXTURES TO BE PROVIDED AND INSTALLED BY GENERAL CONTRACTOR. GENERAL CONTRACTOR TO COORDINATE WITH MILLWORK CONTRACTOR TO PROVIDE CUTOUTS AS REQUIRED.

34 GENERAL CONTRACTOR TO VERIFY WITH OWNER METHOD AND DISPOSAL OF DEMOLITION MATERIALS (IF APPLICABLE).

35 THESE DESIGN DOCUMENTS ARE INTENDED TO BE A REPRESENTATION OF THE DESIGN INTENT. THEY IN NO WAY, REPRESENT A COMPLETE MILLWORK PACKAGE NOR DETAILED SHOP DRAWINGS.

36 REFER TO ARCHITECTURAL DOCUMENTS FOR BUILDING EXTERIOR AND ADDITIONAL BACK OF HOUSE (BOH) INFORMATION AND SPECIFICATIONS. REFER TO ARCHITECTURAL DOCUMENTS FOR ALL DOOR AND HARDWARE SPECIFICATIONS AND LOCATIONS.

37 ALL MILLWORK NOTED SHALL BE STAINED OR LACQUERED, THE FINISH IS THE RESPONSIBILITY OF THE MILLWORK SUBCONTRACTOR. ALL FINISHES TO BE SHOP FINISHED.

38 ALL PAINTED HARDWOOD TRIM AND MILLWORK TO BE PAINTED WITH SEMIGLOSS FINISH UNLESS OTHERWISE NOTED. ALL FINISHES TO BE SHOP FINISHED.

39 ALL WALL COVERINGS ARE PURCHASED BY FF&E PROCUREMENT AGENT/DEPARTMENT AND INSTALLED BY ID CONTRACTOR.

40 ALL SCONCES ARE TO BE PURCHASED BY OWNER AND INSTALLED BY GENERAL CONTRACTOR.

41 LOUD SPEAKERS, BAFFLES, AIR GRILLES, SLOTS DIFFUSERS, ACCESS PANELS, FIRE CABINETS, COVER PLATES, SPRINKLER HEADS, ESCUTCHEONS, ARCH LIGHT FIXTURES, TRIMS AND VENTS ARE TO BE PAINTED TO MATCH ADJACENT SURFACES IN SEMIGLOSS FINISH (BY MANUFACTURER) UNLESS OTHERWISE NOTED.

42 MARBLE OR STONE TRESHOLDS IN ALL PUBLIC AREAS, GUESTROMS ENTRIES AND GUESTROOM BATHS TO BE SUPPLIED AND INSTALLED BY GENERAL CONTRACTOR.

43 SHOP DRAWINGS SHALL BE PROVIDED AS REQUIRED FOR MILLWORK/CUSTOM AND METAL INTERIOR ARCHTECTURAL DETAILS.

44 ERRORS, AMBIGUITIES, AND OMISSIONS: ANY ERRORS, AMBIGUITIES AND/OR OMISSIONS IN DRAWINGS AND SPECIFICATIONS SHALL BE REPORTED TO THE OWNER AND DESIGNER FOR CORRECTION BEFORE ANY PART OF THE WORK INVOLVED BEGINS. UNLESS OTHERWISE EXPRESSLY STIPULATED, NO ADDITIONAL ALLOWANCES WILL BE MADE IN THE CONTRACTOR'S FAVOR DUE TO ERRORS, AMBIGUITIES AND/OR OMISSIONS WHICH SHOULD HAVE BEEN DISCOVERED DURING THE PREPARATION OF THE BID AND DIRECTED TO THE ATTENTION OF THE OWNER AND/OR OWNER'S AGENT. REFER TO ARCHITECTURAL DOCUMENTS AND DRAWINGS FOR SPECIFICATIONS.

45 DESIGNER WILL PROVIDE, UPON WRITTEN REQUEST, CLARIFICATION OF DRAWINGS WITH THE FIELD CONDITIONS. DESIGNER WILL NOT MAKE EXHAUSTIVE, PERIODIC OR CONTINUOS ON-SITE INSPECTIONS OR OBSERVATIONS TO CHECK THE QUALITY OR QUANTITY OF CONTRACTOR'S WORK OR FOR CONTRACTOR'S COMPLIANCE WITH THE PLANS AND SPECIFICATIONS. DESIGNER HAS NOT RESPONSIBILITY FOR OR CONTROL OVER CONSTRUCTION MEANS, METHODS, TECHNIQUES, SEQUENCES OR PROCEDURES, OR SAFETY PRECAUTIONS AND PROGRAMS IN CONNECTION WITH THE WORK. DESIGNER HAS NO RESPONSIBILITY FOR ANY FAILURE BY THE CONTRACTOR TO CARRY OUT THE WORK IN ACCORDANCE WITH THE CONTRACT DOCUMENTS AND IS NOT RESPONSIBLE TO INSURE COMPLIANCE WITH THE CONTRACT DOCUMENTS. DESIGNER HAS NO RESPONSIBILITY FOR OR CONTROL OR CHARGE OVER, ANY ACTS OR OMISSIONS OF THE CONTRACTOR, SUBCONTRACTORS OR ANY OF THEIR AGENTS OR EMPLOYEES, OTHER DESIGN PROFESSIONALS, OR ANY OTHER PERSONS PERFORMING ANY WORK AT THE SITE.

46 DESIGNER MAY TRANSMIT ELECTRONIC REVIT FILES FOR CONTRACTOR'S CONVENIENCE AND REFERENCE ON THIS PROJECT. THESE FILES ARE FOR CONTRACTOR'S USE IN REVIEWING THE CONSTRUCTION DOCUMENTS, CREATING SHOP DRAWING, AND/OR AS A CONVENIENCE TO RUN PRINTS CLOSER TO THE CONSTRUCTION SITE. DESIGNER EXPRESSLY RESERVES ITS COMMON LAW COPYRIGHT AND OTHER PROPERTY RIGHTS FOR THE INFORMATION AND DRAWINGS CONTAINED IN THESE FILES. THESE FILES ARE NOT TO BE CHANGED OR TO BE ASSIGNED TO ANY THIRD PARTY, WITHOUT FIRST OBTAINING THE EXPRESSED WRITTEN PERMISSION AND CONSENT OF DESIGNER. THESE FILES ARE NOT TO BE USED BY CONTRACTOR FOR THE CONSTRUCTION OF OTHER PROJECTS OR EXTENSIONS TO THIS PROJECT, EXCEPT AS PROVIDED FOR IN THIS AGREEMENT. SHOULD THESE FILES NOT BE CLEARLY AND COMPLETELY TRANSLATED WHEN DOWNLOADED, DESIGNER IS TO BE NOTIFIED AT ONCE FOR CORRECTIONS. ANY CHANGES, MODIFICATIONS OR OMISSIONS MADE TO THESE FILES OR CAUSED TO BE MADE BY CONTRACTOR'S USE OF THESE FILES SHALL NEGATE ANY PROFESSIONAL OR CONTRACTUAL RESPONSIBILITY OR LIABILITY THAT MAY EXIST ON THE PART OF DESIGNER. IN THE EVENT OF A CONFLICT BETWEEN THE HARD-COPY CONSTRUCTION DOCUMENTS, AND ANY ELECTRONICALLY TRANSMITTED REVIT FILES, THE HARD-COPY CONSTRUCTION DOCUMENTS SHALL GOVERN AND CONTROL. BECAUSE THE DATA STORED IN THE ELECTRONIC MEDIA FORM CAN BE ALTERED, EITHER INTENTIONALLY, UN-INTENTIONALLY, BY TRANSCRIPTION, MACHINE ERROR, ENVIRONMENT FACTORS, OR BY OPERATIONS, IT IS AGREED THAT THE CONTRACTOR SHALL INDEMNIFY, DEFEND, SAVE HARMLESS DESIGNER FROM AND AGAINST ANY AND ALL CLAIMS, LIABILITIES, DAMAGES, LOSSES AND COSTS, INCLUDING BUT NOT LIMITED TO COSTS OF DEFENSE, ARISING OUT OF CHANGES OR MODIFICATION OF THE DATA IN ELECTRONIC MEDIA FORM IN THE CONTRACTOR'S POSSESSION OR RELEASED TO OTHERS BY THE CONTRACTOR.

47 FOR ANY ADDITIONAL CLARIFICATION GENERAL CONTRACTOR TO REFER BIM EXECUTION PLAN (BEP).

100% CD SET - LA MARINA - GUESTROOM & SUITES | REV 12 | JUNE 17, 2022 |

Wimberly INTERIORS
a design studio of WATG
strategy planning architecture landscape interiors
new york | NY | 212 274 2626 watg.com

ROYAL BLUE HOSPITALITY, LLC
PO BOX 9832
SAN JUAN, PR 00908
PUERTO RICO

client | consultant

stamp | approval

key plan

no.	date	issue

issues | revisions

EL CONQUISTADOR RESORT
1000 EL CONQUISTADOR AVENUE
FAJARDO, PR 00738-3711
PUERTO RICO

project logo

BUILDING #5 LA MARINA (LM) - GENERAL NOTES
sheet title

project no. 195056 date 08/24/2020

checked by: MC
drawn by: AR

B5
component

I-001
sheet no.

6/17/2022 6:57:55 PM
The original size of this drawing is 30"x42"
Copyright © 2011 WATG. All rights reserved.

BUILDING #5 LA MARINA BUILDING - SHEET INDEX

BUILDING #	SHEET NUMBER	SHEET NAME	2020-12-23 LA MARINA PASSENGER ELEVATOR DD SET	2021-01-26 LA MARINA RETAIL CORRIDOR DD SET	2021-02-05 LA MARINA PUBLIC AREAS DD SET	2021-02-25 LA MARINA GUESTROOMS FF&E PLANS	2021-05-17 LA MARINA - GUESTROOMS CD SET	2021-05-19 LA MARINA PUBLIC AREAS CD SET	2021-06-04 LA MARINA PUBLIC AREAS CD SET REV 1	2021-06-22 LA MARINA - GUESTROOMS CD SET REV 2	2021-08-30 LA MARINA - GUESTROOM SUITES CD SET	2021-09-07 LA MARINA GUESTROOM SUITES CD SET REV 5	2022-01-24 LA MARINA - GUESTROOM SUITES JACUZZI AREA	2022-02-14 LA MARINA - GUESTROOM SUITE CORRIDOR REV 9	2022-05-19 LA MARINA - PUBLIC AREAS CD SET REV 10	2022-06-03 LA MARINA - GUESTROOM SUITES REV 11	2022-06-17 LA MARINA - GUESTROOMS & SUITES CD SET REV 12
B5	I-000	COVER SHEET	*	*	*	*	*	*	*	*	*	*		*	*	*	*
B5	I-001	BUILDING #5 LA MARINA (LM) - GENERAL NOTES	*	*	*		*	*	*	*	*	*		*	*	*	*
B5	I-002	BUILDING #5 LA MARINA (LM) - DRAWING INDEX	*	*	*		*	*	*	*	*	*		*	*	*	*
B5	I-003	BUILDING #5 LA MARINA (LM) - PUBLIC AREAS FINISH SCHEDULE		*	*			*	*						*		
B5	I-004	BUILDING #5 LA MARINA (LM) - PUBLIC AREAS HARDWARE, PLUMBING, BATHRM ACC. SCHEDULES	*		*			*	*						*		
B5	I-005	BUILDING #5 LA MARINA (LM) - PUBLIC AREAS FF&E MATRIX						*	*						*		
B5	I-006	BUILDING #5 LA MARINA (LM) - GUESTROOMS FINISH SCHEDULE					*			*	*	*	*	*		*	*
B5	I-006.1	BUILDING #5 LA MARINA (LM) - GUESTROOM FINISH SCHEDULE											*	*		*	*
B5	I-007	BUILDING #5 LA MARINA (LM) - ELEVATOR FINISH SCHEDULE					*			*	*	*					
B5	I-008	BUILDING #5 LA MARINA (LM) - GUESTROOM HARDWARE, BATHRM ACC. SCHEDULES					*			*	*	*	*	*		*	*
B5	I-008.1	BUILDING #5 LA MARINA (LM) - GUESTROOM PLUMBING SCHEDULE											*	*		*	*
B5	I-009	BUILDING #5 LA MARINA (LM) - GUESTROOM FF&E MATRIX					*			*	*	*		*		*	*
B5	I-100	BUILDING #5 LA MARINA (LM) - OVERALL SITE PLAN			*		*	*	*	*	*	*		*		*	*
B5	I-101	BUILDING #5 LA MARINA (LM) - 1ST LEVEL OVERALL PLAN	*	*	*		*	*	*	*	*	*		*		*	*
B5	I-102	BUILDING #5 LA MARINA (LM) - 2ND LEVEL OVERALL PLAN					*			*	*	*				*	*
B5	I-103	BUILDING #5 LA MARINA (LM) - 3RD LEVEL OVERALL PLAN					*			*	*	*				*	*
B5	I-104	BUILDING #5 LA MARINA (LM) - 4TH LEVEL OVERALL PLAN					*			*	*	*				*	*
B5	I-150	BUILDING #5 LA MARINA (LM) - PUBLIC RESTROOMS & LA MARINA CAFE ENLARGED KEY PLAN			*			*	*						*		
B5	I-151	BUILDING #5 LA MARINA (LM) - BALLYHOO ENLARGED KEY PLAN			*			*	*						*		
B5	I-152	BUILDING #5 LA MARINA (LM) - LA MARINA RETAIL CORRIDOR KEY PLAN		*				*	*								
B5	I-153	BUILDING #5 LA MARINA (LM) - ENLARGED KING GUESTROOM KEY PLAN					*										*
B5	I-154	BUILDING #5 LA MARINA (LM) - ENLARGED KING GUESTROOM KEY PLAN					*			*	*	*					*
B5	I-155	BUILDING #5 LA MARINA (LM) - ENLARGED KING GUESTROOM KEY PLAN					*			*	*	*					*
B5	I-156	BUILDING #5 LA MARINA (LM) - ENLARGED KING GUESTROOM KEY PLAN					*			*	*	*				*	*
B5	I-157	BUILDING #5 LA MARINA (LM) - ENLARGED DOUBLE QUEEN GUESTROOM KEY PLAN					*			*	*	*					*
B5	I-158	BUILDING #5 LA MARINA (LM) - ENLARGED DOUBLE QUEEN GUESTROOM KEY PLAN					*			*	*	*					*
B5	I-159	BUILDING #5 LA MARINA (LM) - ENLARGED DOUBLE QUEEN GUESTROOM KEY PLAN					*			*	*	*					*
B5	I-160	BUILDING #5 LA MARINA (LM) - ENLARGED GUEST SUITES KEY PLAN									*	*	*	*		*	*
B5	I-160.1	BUILDING #5 LA MARINA (LM) - ENLARGED GUEST SUITES KEY PLAN														*	*
B5	I-161	BUILDING #5 LA MARINA (LM) - ENLARGED GUESTROOM CORRIDOR KEY PLAN					*			*	*	*				*	*
B5	I-250	BUILDING #5 LA MARINA (LM) - PUBLIC RESTROOMS & LA MARINA CAFE FLOOR FINISH PLANS			*			*	*								
B5	I-251	BUILDING #5 LA MARINA (LM) - BALLYHOO FINISH PLAN			*			*	*								
B5	I-252	BUILDING #5 LA MARINA (LM) - LA MARINA RETAIL CORRIDOR FLOOR FINISH PLAN		*				*	*								*
B5	I-253	BUILDING #5 LA MARINA (LM) - ENLARGED KING GUESTROOM FLOOR FINISH PLAN					*			*	*	*					*
B5	I-254	BUILDING #5 LA MARINA (LM) - ENLARGED KING GUESTROOM FLOOR FINISH PLAN					*			*	*	*					*
B5	I-255	BUILDING #5 LA MARINA (LM) - ENLARGED KING GUESTROOM FLOOR FINISH PLAN					*			*	*	*					*
B5	I-256	BUILDING #5 LA MARINA (LM) - ENLARGED KING GUESTROOM FLOOR FINISH PLAN					*			*	*	*				*	*
B5	I-257	BUILDING #5 LA MARINA (LM) - ENLARGED DOUBLE QUEEN GUESTROOM FLOOR FINISH PLAN					*			*	*	*					*
B5	I-258	BUILDING #5 LA MARINA (LM) - ENLARGED DOUBLE QUEEN GUESTROOM FLOOR FINISH PLAN					*			*	*	*					*
B5	I-259	BUILDING #5 LA MARINA (LM) - ENLARGED DOUBLE QUEEN GUESTROOM FLOOR FINISH PLAN					*			*	*	*					*
B5	I-260	BUILDING #5 LA MARINA (LM) - ENLARGED GUEST SUITES FLOOR FINISH PLAN									*	*		*		*	*
B5	I-260.1	BUILDING #5 LA MARINA (LM) - ENLARGED GUEST SUITES FLOOR FINISH PLAN														*	*
B5	I-261	BUILDING #5 LA MARINA (LM) - ENLARGED GUESTROOM CORRIDOR FLOOR FINISH PLAN					*			*	*	*				*	*
B5	I-262	BUILDING #5 LA MARINA (LM) - ENLARGED GUESTROOM CORRIDOR FLOOR FINISH PLAN					*			*	*	*				*	*
B5	I-350	BUILDING #5 LA MARINA (LM) - PUBLIC RESTROOMS & LA MARINA CAFE ELECTRICAL PLANS			*			*	*								
B5	I-351	BUILDING #5 LA MARINA (LM) - BALLYHOO ELECTRICAL PLAN			*			*	*								
B5	I-352	BUILDING #5 LA MARINA (LM) - LA MARINA RETAIL CORRIDOR ELECTRICAL PLAN		*				*	*								
B5	I-353	BUILDING #5 LA MARINA (LM) - ENLARGED KING GUESTROOM ELECTRICAL PLAN					*			*	*	*					*
B5	I-354	BUILDING #5 LA MARINA (LM) - ENLARGED KING GUESTROOM ELECTRICAL PLAN					*			*	*	*					*
B5	I-355	BUILDING #5 LA MARINA (LM) - ENLARGED KING GUESTROOM ELECTRICAL PLAN					*			*	*	*				*	*
B5	I-356	BUILDING #5 LA MARINA (LM) - ENLARGED KING GUESTROOM ELECTRICAL PLAN					*			*	*	*					*
B5	I-357	BUILDING #5 LA MARINA (LM) - ENLARGED DOUBLE QUEEN GUESTROOM ELECTRICAL PLAN					*			*	*	*					*
B5	I-358	BUILDING #5 LA MARINA (LM) - ENLARGED DOUBLE QUEEN GUESTROOM ELECTRICAL PLAN					*			*	*	*					*
B5	I-359	BUILDING #5 LA MARINA (LM) - ENLARGED DOUBLE QUEEN GUESTROOM ELECTRICAL PLAN					*			*	*	*					*
B5	I-360	BUILDING #5 LA MARINA (LM) - ENLARGED GUEST SUITES ELECTRICAL PLAN									*	*	*	*		*	*
B5	I-360.1	BUILDING #5 LA MARINA (LM) - ENLARGED GUEST SUITES ELECTRICAL PLAN														*	*
B5	I-361	BUILDING #5 LA MARINA (LM) - ENLARGED GUESTROOM CORRIDOR ELECTRICAL PLAN					*			*	*	*				*	*
B5	I-450	BUILDING #5 LA MARINA (LM) - PUBLIC RESTROOMS & LA MARINA CAFE REFLECTED CEILING PLANS			*			*	*		*	*					
B5	I-451	BUILDING #5 LA MARINA (LM) - BALLYHOO REFLECTED CEILING PLAN			*			*	*								
B5	I-452	BUILDING #5 LA MARINA (LM) - LA MARINA RETAIL CORRIDOR REFLECTED CEILING PLAN		*				*	*								
B5	I-453	BUILDING #5 LA MARINA (LM) - ENLARGED KING GUESTROOM REFLECTED CEILING PLAN					*			*	*	*					*
B5	I-454	BUILDING #5 LA MARINA (LM) - ENLARGED KING GUESTROOM REFLECTED CEILING PLAN					*			*	*	*					*
B5	I-455	BUILDING #5 LA MARINA (LM) - ENLARGED KING GUESTROOM REFLECTED CEILING PLAN					*			*	*	*					*
B5	I-456	BUILDING #5 LA MARINA (LM) - ENLARGED KING GUESTROOM REFLECTED CEILING PLAN					*			*	*	*				*	*
B5	I-457	BUILDING #5 LA MARINA (LM) - ENLARGED DOUBLE QUEEN GUESTROOM REFLECTED CEILING PLAN					*			*	*	*					*
B5	I-458	BUILDING #5 LA MARINA (LM) - ENLARGED DOUBLE QUEEN GUESTROOM REFLECTED CEILING PLAN					*			*	*	*					*

BUILDING #5 LA MARINA BUILDING - SHEET INDEX

BUILDING #	SHEET NUMBER	SHEET NAME	2020-12-23 LA MARINA PASSENGER ELEVATOR DD SET	2021-01-26 LA MARINA RETAIL CORRIDOR DD SET	2021-02-05 LA MARINA PUBLIC AREAS DD SET	2021-02-25 LA MARINA GUESTROOMS FF&E PLANS	2021-05-17 LA MARINA - GUESTROOMS CD SET	2021-05-19 LA MARINA PUBLIC AREAS CD SET	2021-06-04 LA MARINA PUBLIC AREAS CD SET REV 1	2021-06-22 LA MARINA - GUESTROOMS CD SET REV 2	2021-08-30 LA MARINA - GUESTROOM SUITES CD SET	2021-09-07 LA MARINA GUESTROOM SUITES CD SET REV 5	2022-01-24 LA MARINA - GUESTROOM SUITES JACUZZI AREA	2022-02-14 LA MARINA - GUESTROOM SUITE CORRIDOR REV 9	2022-05-19 LA MARINA - PUBLIC AREAS CD SET REV 10	2022-06-03 LA MARINA - GUESTROOM SUITES REV 11	2022-06-17 LA MARINA - GUESTROOMS & SUITES CD SET REV 12
B5	I-459	BUILDING #5 LA MARINA (LM) - ENLARGED DOUBLE QUEEN GUESTROOM REFLECTED CEILING PLAN					*			*	*	*					*
B5	I-460	BUILDING #5 LA MARINA (LM) - ENLARGED GUEST SUITES REFLECTED CEILING PLAN					*			*	*	*	*	*		*	*
B5	I-460.1	BUILDING #5 LA MARINA (LM) - ENLARGED GUEST SUITES REFLECTED CEILING PLAN														*	*
B5	I-501	BUILDING #5 LA MARINA (LM) - 1ST LEVEL OVERALL FF&E PLAN				*	*			*	*	*					
B5	I-502	BUILDING #5 LA MARINA (LM) - 2ND LEVEL OVERALL FF&E PLAN				*	*			*	*	*					
B5	I-503	BUILDING #5 LA MARINA (LM) - 3RD LEVEL OVERALL FF&E PLAN				*	*			*	*	*					
B5	I-504	BUILDING #5 LA MARINA (LM) - 4TH LEVEL OVERALL FF&E PLAN				*	*			*	*	*					
B5	I-550	BUILDING #5 LA MARINA (LM) - PUBLIC RESTROOMS & LA MARINA CAFE FF&E PLANS			*			*	*								
B5	I-551	BUILDING #5 LA MARINA (LM) - BALLYHOO FF&E PLAN			*			*	*								
B5	I-552	BUILDING #5 LA MARINA (LM) - LA MARINA RETAIL CORRIDOR FF&E PLAN						*	*								
B5	I-553	BUILDING #5 LA MARINA (LM) - ENLARGED KING GUESTROOM FF&E PLAN				*	*			*	*	*					*
B5	I-554	BUILDING #5 LA MARINA (LM) - ENLARGED KING GUESTROOM FF&E PLAN				*	*			*	*	*					*
B5	I-555	BUILDING #5 LA MARINA (LM) - ENLARGED KING GUESTROOM FF&E PLAN				*	*			*	*	*				*	*
B5	I-556	BUILDING #5 LA MARINA (LM) - ENLARGED KING GUESTROOM FF&E PLAN				*	*			*	*	*					*
B5	I-557	BUILDING #5 LA MARINA (LM) - ENLARGED DOUBLE QUEEN GUESTROOM FF&E PLAN				*	*			*	*	*					*
B5	I-558	BUILDING #5 LA MARINA (LM) - ENLARGED DOUBLE QUEEN GUESTROOM FF&E PLAN				*	*			*	*	*					*
B5	I-559	BUILDING #5 LA MARINA (LM) - ENLARGED DOUBLE QUEEN GUESTROOM FF&E PLAN				*	*			*	*	*					*
B5	I-560	BUILDING #5 LA MARINA (LM) - ENLARGED GUEST SUITES FF&E PLAN				*					*	*		*		*	*
B5	I-560.1	BUILDING #5 LA MARINA (LM) - ENLARGED GUEST SUITES FF&E PLAN														*	*
B5	I-561	BUILDING #5 LA MARINA (LM) - ENLARGED GUESTROOM CORRIDOR FF&E PLAN					*			*	*	*				*	*
B5	I-600	BUILDING #5 LA MARINA (LM) - PUBLIC MEN'S RESTROOM ELEVATION			*			*	*								
B5	I-601	BUILDING #5 LA MARINA (LM) - PUBLIC WOMEN'S RESTROOM ELEVATIONS			*			*	*								
B5	I-602	BUILDING #5 LA MARINA (LM) - LA MARINA CAFE ELEVATONS			*			*	*						*		
B5	I-603	BUILDING #5 LA MARINA (LM) - LA MARINA CAFE ELAVATONS			*			*	*						*		
B5	I-604	BUILDING #5 LA MARINA (LM) - BALLYHOO ELEVATIONS			*			*	*						*		
B5	I-605	BUILDING #5 LA MARINA (LM) - BALLYHOO ELEVATIONS			*			*	*						*		
B5	I-606	BUILDING #5 LA MARINA (LM) - BALLYHOO BAR &TERRACE ELEVATIONS			*			*	*						*		
B5	I-607	BUILDING #5 LA MARINA (LM) - BALLYHOO BAR &TERRACE ELEVATOINS			*			*	*						*		
B5	I-608	BUILDING #5 LA MARINA (LM) - BALLYHOO BAR &TERRACE ELEVATOINS			*			*	*						*		
B5	I-609	BUILDING #5 LA MARINA (LM) - BALLYHOO ELEVATOINS			*			*	*						*		
B5	I-610	BUILDING #5 LA MARINA (LM) - LA MARINA RETAIL CORRIDOR ELEVATIONS		*				*	*								
B5	I-650	BUILDING #5 LA MARINA (LM) - KING GUESTROOM INTERIOR ELEVATIONS					*			*	*	*					*
B5	I-651	BUILDING #5 LA MARINA (LM) - KING GUESTROOM INTERIOR ELEVATIONS					*			*	*	*					*
B5	I-652	BUILDING #5 LA MARINA (LM) - KING GUESTROOM INTERIOR ELEVATIONS					*			*	*	*					*
B5	I-653	BUILDING #5 LA MARINA (LM) - KING GUESTROOM INTERIOR ELEVATIONS					*			*	*	*					*
B5	I-654	BUILDING #5 LA MARINA (LM) - KING GUESTROOM INTERIOR ELEVATIONS					*			*	*	*					*
B5	I-655	BUILDING #5 LA MARINA (LM) - KING GUESTROOM INTERIOR ELEVATIONS					*			*	*	*				*	*
B5	I-656	BUILDING #5 LA MARINA (LM) - KING GUESTROOM INTERIOR ELEVATIONS					*			*	*	*				*	*
B5	I-657	BUILDING #5 LA MARINA (LM) - KING GUESTROOM INTERIOR ELEVATIONS					*			*	*	*				*	*
B5	I-658	BUILDING #5 LA MARINA (LM) - KING GUESTROOM INTERIOR ELEVATIONS					*			*	*	*					*
B5	I-659	BUILDING #5 LA MARINA (LM) - QQ GUESTROOM INTERIOR ELEVATIONS					*			*	*	*					*
B5	I-660	BUILDING #5 LA MARINA (LM) - QQ GUESTROOM INTERIOR ELEVATIONS					*			*	*	*					*
B5	I-661	BUILDING #5 LA MARINA (LM) - QQ GUESTROOM INTERIOR ELEVATIONS					*			*	*	*				*	*
B5	I-663	BUILDING #5 LA MARINA (LM) - GUESTROOM CORRIDOR ELEVATIONS					*			*	*	*					*
B5	I-664	BUILDING #5 LA MARINA (LM) - GUEST SUITES EXTERIOR ELEVATIONS											*			*	*
B5	I-701	BUILDING #5 LA MARINA (LM) - PUBLIC AREAS CONSTRUCTION DETAILS			*			*	*								
B5	I-710	BUILDING #5 LA MARINA (LM) - PASSENGER ELEVATOR CAB DETAILS	*		*												
B5	I-720	BUILDING #5 LA MARINA (LM) - LA MARINA CAFE DISPLAY ISLAND DETAILS			*			*	*						*		
B5	I-721	BUILDING #5 LA MARINA (LM) - LA MARINA CAFE CASH WRAP COUNTER DETAILS			*			*	*						*		
B5	I-722	BUILDING #5 LA MARINA (LM) - LA MARINA CAFE CONDIMENT STATION DETAILS			*			*	*						*		
B5	I-723	BUILDING #5 LA MARINA (LM) - LA MARINA CAFE BUILT-IN GUEST COUNTER DETAILS			*			*	*						*		
B5	I-724	BUILDING #5 LA MARINA (LM) - LA MARINA CAFE BUILT-IN DISPLAY CABINET 1 DETAILS			*			*	*						*		
B5	I-725	BUILDING #5 LA MARINA (LM) - LA MARINA CAFE BUILT-IN DISPLAY CABINET 2 DETAILS			*			*	*						*		
B5	I-726	BUILDING #5 LA MARINA (LM) - LA MARINA CAFE DISPLAY STATION DETAILS			*			*	*						*		
B5	I-727	BUILDING #5 LA MARINA (LM) - LA MARINA CAFE HANGING DISPLAY			*			*	*						*		
B5	I-728	BUILDING #5 LA MARINA (LM) - LA MARINA CAFE SUSPENDED PLANTER RACK SYSTEM DETAILS			*			*	*						*		
B5	I-729	BUILDING #5 LA MARINA (LM) - LA MARINA CAFE STAFF COUNTER DETAILS			*			*	*						*		
B5	I-730	BUILDING #5 LA MARINA (LM) - BALLYHOO BAR DETAILS			*			*	*						*		
B5	I-735	BUILDING #5 LA MARINA (LM) - LA MARINA CAFE LIQUOR CABINET DETAILS													*		
B5	I-736	BUILDING #5 LA MARINA (LM) - LA MARINA CAFE BENCH SEATING STORAGE													*		
B5	I-740	BUILDING #5 LA MARINA (LM) - PUBLIC RESTROOM CUSTOM SINK DETAILS			*			*	*								
B5	I-741	BUILDING #5 LA MARINA (LM) - PUBLIC RESTROOM URINAL SCREEN			*			*	*								
B5	I-742	BUILDING #5 LA MARINA (LM) - LA MARINA PUBLIC RESTROOM MIRROR DETAILS			*			*	*								
B5	I-750	BUILDING #5 LA MARINA (LM) - GUESTROOM CONSTRUCTION DETAILS					*			*	*	*		*			*
B5	I-751	BUILDING #5 LA MARINA (LM) - GUESTROOM VANITY DETAILS					*			*	*	*		*			*
B5	I-752	BUILDING #5 LA MARINA (LM) - GUESTROOM BUILT-IN MINIBAR DETAILS					*			*	*	*		*			*
B5	I-753	BUILDING #5 LA MARINA (LM) - GUESTROOM BUILT-IN MINIBAR DETAILS					*			*	*	*		*			*
B5	I-754	BUILDING #5 LA MARINA (LM) - GUESTROOM CLOSET DETAILS					*			*	*	*		*			*
B5	I-755	BUILDING #5 LA MARINA (LM) - GUESTROOM CLOSET DETAILS					*			*	*	*		*			*
B5	I-756	BUILDING #5 LA MARINA (LM) - GUESTROOM ADA CLOSET DETAILS					*			*	*	*		*			*
B5	I-757	BUILDING #5 LA MARINA (LM) - GUEST SUITES VANITY DETAILS									*	*		*		*	*
B5	I-758	BUILDING #5 LA MARINA (LM) - GUEST SUITES POWDER ROOM VANITY DETAILS									*	*		*		*	*
B5	I-759	BUILDING #5 LA MARINA (LM) - GUEST SUITES KS-1 KITCHEN CABINET DETAILS									*	*		*		*	*
B5	I-760	BUILDING #5 LA MARINA (LM) - GUEST SUITE KS-2 KITCHEN CABINET									*	*		*		*	*
B5	I-761	BUILDING #5 LA MARINA (LM) - GUEST SUITES KS-1 KITCHEN COUNTER DETAILS									*	*		*		*	*
B5	I-763	BUILDING #5 LA MARINA (LM) - GUEST SUITE CLOSET DETAILS									*	*		*		*	*
B5	I-764	BUILDING #5 LA MARINA (LM) - GUEST SUITES CLOSET DETAILS									*	*		*		*	*
B5	I-765	BUILDING #5 LA MARINA (LM) - GUEST SUITE OUTDOOR COUNTER										*		*		*	*
B5	I-767	BUILDING #5 LA MARINA (LM) - GUEST SUITE PRIVACY SCREEN DETAILS											*	*		*	*
B5	I-768	BUILDING #5 LA MARINA (LM) - GUEST SUITE PRIVACY SCREEN DETAILS											*	*		*	*
B5	I-769	BUILDING #5 LA MARINA (LM) - GUEST SUITE LINEN CLOSET DETAILS														*	*
B5	I-800	BUILDING #5 LA MARINA (LM) - PUBLIC AREAS DOOR STYLES			*	*			*								
B5	I-801	BUILDING #5 LA MARINA (LM) - GUESTROOM DOOR STYLES					*			*	*	*				*	*

6/17/2022 6:57:57 PM
The original size of this drawing is 30"x42"
Copyright © 2011 WATG. All rights reserved.

Wimberly INTERIORS
a design studio of WATG
strategy planning architecture landscape interiors
new york | NY | 212 274 2626 watg.com

ROYAL BLUE HOSPITALITY, LLC
PO BOX 9832
SAN JUAN, PR 00908
PUERTO RICO

client | consultant

stamp | approval

key plan

100% CD SET - LA MARINA - GUESTROOM & SUITES | REV 12 | JUNE 17, 2022 |

no. date issue
issues | revisions

EL CONQUISTADOR RESORT
1000 EL CONQUISTADOR AVENUE
FAJARDO, PR 00738-3711
PUERTO RICO

project logo

BUILDING #5 LA MARINA (LM) - DRAWING INDEX
sheet title

project no. 195056 date 08/24/2020

checked by: MC
drawn by: AR

B5
component

I-002
sheet no.

FINISH SCHEDULE

Category: Carpet (SUPPLIED BY OWNER, INSTALLED BY GC)

CP-02 Issued	Zaccaria Associates Attn: Bob Zaccaria 356 Warren Avenue Sirling, NJ 07980 USA T +1 908 580 0444 E bob@zaccaria-associates.com	**Guestroom Carpet** Model #: CM72512 Description: Custom guestroom carpet Pattern Repeat: 18"x18" Quality Reference: 1/10 Infinity TS Pile Content: Solution dyed nylon Pile Weight: 34 oz.	

Category: Ceramic Tile (SUPPLIED AND INSTALLED BY GC)

TL-03 Issued 05/28/2021	Argenta Ceramica S.L. Carretera Viver-puerto de Burriana, KM 61 12540 Vila-real T: 964 324 003	**Guestroom balcony floor** Description: Kalksten Hammer - Unglazed Porcelain Stoneware Location: Refer to ID Drawings Color: Snow Finish: Matte Dimension: 24" x 24"	
TL-03A Issued 05/28/2021	Argenta Ceramica S.L. Carretera Viver-puerto de Burriana, KM 61 12540 Vila-real T: 964 324 003	**Guestroom balcony base** Description: Kalksten Hammer - Unglazed Porcelain Stoneware Location: Refer to ID Drawings Color: Snow Finish: Matte Dimension: H: 4"	
TL-05 Issued	Marble Systems Attn: ARDA DALKILIC 15 East 16th Street NEW YORK, NY, NY 10003 T 212 627 8300 E arda@marblesystems.com	**Bathroom Accent Floor Tile** Description: Custom Printed Tile Location: Refer To ID Drawing Color: Custom Finish: Matte Dimension: 8" x 8" Thickness: 1/4"	
TL-06 Issued	Marble Systems Attn: ARDA DALKILIC 15 East 16th Street NEW YORK, NY, NY 10003 T 212 627 8300 E arda@marblesystems.com	**Bathtub and Shower Wall Tile** Location: Refer To ID Drawings Color: Camp Army Blue Glaze Finish: Glazed Dimension: 4"x 12" Grout: Mapei 05 Chamois-Gamuza Thickness: 3/8"	
TL-07 Issued	Tile Bar- NY Attn: Elita Memoli 45 W. 21st Street New York, NY 10010 T 908 217 2375 E elita@tilebar.com	**Corridor Accent Floor Tile** Location: Refer To ID Drawings Color: Ventosa Dunant Finish: Honed Dimension: 8.75" x 8.75" Thickness: 10 mm	
TL-08 Issued 05/28/2021	Argenta Ceramica S.L. Carretera Viver-puerto de Burriana, KM 61 12540 Vila-real T: 964 324 003	**Corridor Floor** Description: Kalksten Hammer - Unglazed Porcelain Stoneware Location: Refer to ID Drawings Color: Snow Finish: Matte Dimension: 24" x 24"	
TL-08A Issued 05/28/2021	Argenta Ceramica S.L. Carretera Viver-puerto de Burriana, KM 61 12540 Vila-real T: 964 324 003	**Corridor base** Description: Kalksten Hammer - Unglazed Porcelain Stoneware Location: Refer to ID Drawings Color: Snow Finish: Matte Dimension: H: 6"	
TL-09 Issued	Porcelanosa - NY Attn: Sara Barsoom 200 Lexington Ave Suite 609 New York, NY 10016 USA T: +1 212 252 7370 E: sbarsoom@porcelanosa-usa.com	**Suite Shower Tile** Location: Refer to ID Drawings Color: Mediterranea Calpe Ocean Finish: Glazed Dimension: 3" x 12" Grout: 100236480 COLORSTUK MARFIL N Product Code: 100245699 Thickness: 13/16"	
TL-10 Issued	Design and Direct Source Attn: Marian Peteros 1532 SW Morrison St. Suite 1000 Portland, OR 97205 USA T: +1 503 525 0600 E: marian@designanddirectsource.com	**Jacuzzi Tile** Description: Jacuzzi Tile at Water Line Location: La Marina Suites - Refer to ID Drawings Range / Model: Moroccan - Santos Series Color: Peacock Blue Finish: Glazed - Glossy Dimension: 2" x 4" film face mosaic Grout: Mapei 39 Ivory Thickness: 13/16" - as per manufacturer standard for mosaic tiles	
TL-11 Issued	TBD	**Jacuzzi Tile** Description: Jacuzzi Tile at Outside surface Location: La Marina Suites - Refer to ID Drawings Color: To match Floor Tile TL-08 Finish: Porcelain - Matte Dimension: 2" x 4" mosaic Grout: To match TL-08 grout Thickness: As per manufacturer standard for mosaic tiles	
TL-12 Issued	Argenta Ceramica S.L. Carretera Viver-puerto de Burriana, KM 61 12540 Vila-real T: 964 324 003	**Dark Gray Tile** Description: Kalksten Hammer - Unglazed Porcelain Stoneware Location: La Marina Suite Stair Corridor - Refer to ID Drawings Color: Smoke Finish: Matte Dimension: 24" x 48"	

Category: Glass (SUPPLIED AND INSTALLED BY GC)

GL-01 Issued	BY GENERAL CONTRACTOR	**Glass** Location: Refer To ID Drawings Finish: Clear Thickness: 1/4" Dimension: Refer to ID Drawings Model #: Low E Tempered	

Category: Metal (SUPPLIED AND INSTALLED BY GC)

MT-01 Issued	BY GENERAL CONTRACTOR	**Satin Bronze** Location: Refer To ID Drawings Finish: Satin Type: Bronze	
MT-02 Issued	BY GENERAL CONTRACTOR	**Stainless Steel** Location: Refer To ID Drawing Finish: Satin Type: Stainless Steel	
MT-03 Issued	BY GENERAL CONTRACTOR	**Brushed Brass** Location: Refer to ID Drawing Finish: Brushed Type: Brass	

Category: Paint (SUPPLIED AND INSTALLED BY GC)

PT-01 Issued 7/31/2020	SHERWIN- WILLIAMS Attn: Thomas Brummett 2200 w. Orangewood Ave. Suite 235 Orange CA 92868 T: 714-634-5700 x 117 E: Thomas.W.Brummett@sherwin.com	**Guestroom Ceiling** Location: Refer To ID Drawings Color: Extra White Finish: Flat Model #: SW7006	
PT-02 Issued 7/31/2020	SHERWIN- WILLIAMS Attn: Thomas Brummett 2200 w. Orangewood Ave. Suite 235 Orange CA 92868 T: 714-634-5700 x 117 E: Thomas.W.Brummett@sherwin.com	**Guest Bathroom Ceiling** Location: Refer To ID Drawings Color: Extra White Finish: Eggshell Model #: SW7006	
PT-03 Issued 7/31/2020	SHERWIN- WILLIAMS Attn: Thomas Brummett 2200 w. Orangewood Ave. Suite 235 Orange CA 92868 T: 714-634-5700 x 117 E: Thomas.W.Brummett@sherwin.com	**Guestroom Walls** Location: Refer to ID Drawings Color: Zurich White Finish: Eggshell Model #: SW7626	
PT-03A Issued 7/31/2020	SHERWIN- WILLIAMS Attn: Thomas Brummett 2200 w. Orangewood Ave. Suite 235 Orange CA 92868 T: 714-634-5700 x 117 E: Thomas.W.Brummett@sherwin.com	**Door & Grille Paint** Location: Refer to ID Drawings Color: Zurich White Finish: Semigloss Model #: SW7626	
PT-04 Issued 7/31/2020	SHERWIN- WILLIAMS Attn: Thomas Brummett 2200 w. Orangewood Ave. Suite 235 Orange CA 92868 T: 714-634-5700 x 117 E: Thomas.W.Brummett@sherwin.com	**Guest Bathroom Walls** Location: Refer To ID Drawings Color: Silverpointe Finish: Eggshell Model #: SW7653	
PT-07 Issued 6/1/2021	SHERWIN- WILLIAMS Attn: Thomas Brummett 2200 w. Orangewood Ave. Suite 235 Orange CA 92868 T: 714-634-5700 x 117 E: Thomas.W.Brummett@sherwin.com	**Guestroom doors** Location: Refer to ID Drawings Color: Clay Beige Finish: Semigloss Model #: S 3010 Y10R	
PT-09 Issued 7/31/2020	SHERWIN- WILLIAMS Attn: Thomas Brummett 2200 w. Orangewood Ave. Suite 235 Orange CA 92868 T: 714-634-5700 x 117 E: Thomas.W.Brummett@sherwin.com	**Corridor Walls** Location: Refer To ID Drawings Color: Zurich White Finish: Eggshell Model #: SW7626	
PT-10 Issued 7/31/2020	SHERWIN- WILLIAMS Attn: Thomas Brummett 2200 w. Orangewood Ave. Suite 235 Orange CA 92868 T: 714-634-5700 x 117 E: Thomas.W.Brummett@sherwin.com	**Corridor Ceiling** Location: Refer To ID Drawings Color: Alabaster Finish: Flat Model #: SW7008	
PT-11 Issued 7/31/2020	SHERWIN- WILLIAMS Attn: Thomas Brummett 2200 w. Orangewood Ave. Suite 235 Orange CA 92868 T: 714-634-5700 x 117 E: Thomas.W.Brummett@sherwin.com	**Corridor Shutters** Color: To be coordinated Finish: To be coordinated	
PT-12 Issued 7/31/2020	SHERWIN- WILLIAMS Attn: Thomas Brummett 2200 w. Orangewood Ave. Suite 235 Orange CA 92868 T: 714-634-5700 x 117 E: Thomas.W.Brummett@sherwin.com	**Guestroom Entry Door** Location: Refer to ID Drawings Color: Greenblack Finish: Semigloss Model #: SW6994	
PT-13 Issued	SHERWIN- WILLIAMS Attn: Thomas Brummett 2200 w. Orangewood Ave. Suite 235 Orange CA 92868 T: 714-634-5700 x 117 E: Thomas.W.Brummett@sherwin.com	**Suite Millwork** Location: Refer to ID Drawings Color: Sea Serpent Finish: Semigloss Lacquer - Shop Painted Model #: SW7615	

Category: Stone (SUPPLIED AND INSTALLED BY GC)

ST-02 Issued 05/28/2021	BY GENERAL CONTRACTOR	**Bathroom Vanity Top** Location: Refer To ID Drawings Type: Quartz Finish: Polished Dimension: Refer To ID Drawings Model #: Sonno - White Carrara Thickness: 1 1/4"	
ST-04 Issued 05/28/2021	Marble Systems Attn: ARDA DALKILIC 15 East 16th Street NEW YORK, NY, NY 10003 T: 212 627 8300 E: arda@marblesystems.com	**QQ Minibar Stone Top Slab** Location: Refer To ID Drawings Type: Quartz Finish: Polished Dimension: Refer To ID Drawing Model #: Wilsonart Via Augusta #Q4027 Thickness: 3/4"	
ST-05 Issued	Marble Systems Attn: ARDA DALKILIC 15 East 16th Street NEW YORK, NY, NY 10003 T 212 627 8300 E arda@marblesystems.com	**Stone Threshold** Location: Refer To ID Drawings Type: Marble - Diana Royal Finish: Honed Dimension: Refer To ID Drawings Color: Beige/Cream Thickness: 1 1/4"	
ST-06 Issued	Marble Systems Attn: ARDA DALKILIC 15 East 16th Street NEW YORK, NY, NY 10003 T 212 627 8300 E arda@marblesystems.com	**Guestroom Stone Floor Tile** Location: Refer To ID Drawings Type: Marble - Diana Royal Finish: Honed Dimension: 12" x 24" ;Refer To ID Drawing Color: Beige/Cream Thickness: 1/2"	
ST-06A Issued	Marble Systems Attn: ARDA DALKILIC 15 East 16th Street NEW YORK, NY, NY 10003 T 212 627 8300 E arda@marblesystems.com	**Guestroom Stone Base Tile** Location: Refer To ID Drawings Type: Marble - Diana Royal Finish: Honed Dimension: 4"H ;Refer To ID Drawing Color: Beige/Cream Thickness: 1/2"	
ST-07 Issued	Marble Systems Attn: ARDA DALKILIC 15 East 16th Street NEW YORK, NY, NY 10003 T 212 627 8300 E arda@marblesystems.com	**Guestroom Stone Surround** Location: Refer To ID Drawings Type: Marble - Diana Royal Finish: Honed Dimension: Refer To ID Drawings Color: Beige/Cream Thickness: 1 1/4"	
ST-08	Stone Source - NY Attn: Jorgen Engersgaard 215 Park Avenue South New York, NY 10003 USA T: +1 212 979 6400 E: jorgen@stonesource.com	**Suite Vanity Top** Location: Refer to ID Drawings Type: Quartzite Finish: Polished Dimension: Refer to ID Drawings Model #: Aquasol Thickness: 1 1/4"	

6/17/2022 6:57:58 PM
The original size of this drawing is 30"x42" Copyright © 2011 WATG. All rights reserved.

Wimberly INTERIORS
a design studio of WATG
strategy planning architecture landscape interiors
new york | NY | 212 274 2626 watg.com

ROYAL BLUE HOSPITALITY, LLC
PO BOX 9832
SAN JUAN, PR 00908
PUERTO RICO

client | consultant

stamp | approval

key plan

no.	date	issue
9	2022-02-14	GUESTROOM SUITE CORRIDOR
8	2022-01-24	GUESTROOM SUITES JACUZZI AREA REVISION
5	Date 5	GUESTROOM SUITE REVIES PER COMMENTS
4	08-03-2021	GUESTROOM SUITES REVISION
2	06-10-2021	GUESTROOMS REVISED PER CLIENT COMMENTS

issues | revisions

EL CONQUISTADOR RESORT
1000 EL CONQUISTADOR AVENUE
FAJARDO, PR 00738-3711
PUERTO RICO

project logo

BUILDING #5 LA MARINA (LM) - GUESTROOMS FINISH SCHEDULE

sheet title

100% CD SET - LA MARINA - GUESTROOM & SUITES | REV 12 | JUNE 17, 2022 |

project no. 195056 date 05/03/21

checked by: MC
drawn by: AR

B5
component

I-006
sheet no.

FINISH SCHEDULE

ST-09 Issued	Stone Source - NY Attn: Jorgen Engersgaard 215 Park Avenue South New York, NY 10003 USA T: +1 212 979 6400 E: jorgen@stonesource.com	**Millwwork Stone Top** Location: Refer to ID Drawings Type: Quartzite Finish: Polished Dimension: Refer to ID Drawings Model #: Snow - White Quartzite Thickness: 1 1/4"	
ST-10 Issued	Marble Systems Attn: ARDA DALKILIC 15 East 16th Street NEW YORK, NY, NY 10003 T: 212 627 8300 E: arda@marblesystems.com	**Suite Stone Wall Tile** Location: Refer to ID Drawings Type: Marble - Diana Royal Finish: Polished Dimension: 24" x 24" Color: Beige/Cream Thickness: 1/2"	
Category: Wallcovering (SUPPLIED AND INSTALLED BY GC)			
WC-01 Issued	Phillip Jeffries Ltd. Attn: Caitlin Kourtis 311 Route 46 Fairfield, NJ 07004 U.S.A. T: 973 575 5414 E: ckourtis@phillipjeffries.com	**Mini Bar Back** Model #: 31020-1 Pattern: Custom Ellie's View on Vinyl Manila Hemp Color: 7151 printed on 7670 Micro Perforation: To Be Micro Perforated	
Category: Wood (SUPPLIED BY OWNER, INSTALLED BY GC)			
WD-03 Issued 05/28/2021	BY GENERAL CONTRACTOR	**Guest bathroom Vanity Millwork** Location: Refer To ID Drawings Type: Lamitech Laminate Finish: Savannah Oak Ebony #1538	
WD-04 Issued 05/28/2021	BY GENERAL CONTRACTOR	**Guestroom Minibar** Location: Refer to ID Drawings Type: Merino Laminate Finish: Laurel Oak Wave #14643	
WD-07 Issued	BY GENERAL CONTRACTOR	**Suite Bathroom Vanity Millwork** Location: Refer to ID Drawings Species: White Oak Cut: Flatsawn Finish: Wirebrussed Matte Thickness: 3/4"	
WD-08 Issued	BY GENERAL CONTRACTOR	**Suite Kitchen Shelves** Description: Guest Suites Shelves Location: Refer to ID Drawings Species: European Oak Finish: Medium Stain	
Category: Special Finishes (SUPPLIED AND INSTALLED BY GC)			
WD-05 Issued 05/28/2021	BY GENERAL CONTRACTOR	**Guestroom base and Closet** Location: Refer To ID Drawings Type: Lamitech Laminate Finish: Savannah Oak Wheat #1522	
SF-01 Issued	TBD	**Coping at Jacuzzi** Description: Coping at outdoor jacuzzi deck Location: La Marina Suites - Refer to ID Drawings Color: To match outdoor pool coping Finish: Matte - Aggregate to be small to match concept image Dimension: TBD by Contractor	
SF-02 Issued	TBD	**Synthetic Teak at Screen** Description: Synthetic Screen Location: La Marina Suites - Refer to ID Drawings Color: TBD Finish: Matte - as per manufacturer standard Dimension: TBD by Contractor	

Wimberly INTERIORS
a design studio of WATG

strategy planning architecture landscape interiors

new york | NY | 212 274 2626 watg.com

ROYAL BLUE HOSPITALITY, LLC

PO BOX 9832
SAN JUAN, PR 00908
PUERTO RICO

client | consultant

stamp | approval

key plan

no.	date	issue
8	2022-01-24	GUESTROOM SUITES JACUZZI AREA REVISION

issues | revisions

EL CONQUISTADOR RESORT

1000 EL CONQUISTADOR AVENUE
FAJARDO, PR 00738-3711
PUERTO RICO

project logo

BUILDING #5 LA MARINA (LM) - GUESTROOM FINISH SCHEDULE

sheet title

project no. 195056 date 01/19/22

checked by: Checker
drawn by: Author

B5
component

I-006.1
sheet no.

100% CD SET - LA MARINA - GUESTROOM & SUITES | REV 12 | JUNE 17, 2022 |

6/17/2022 6:57:58 PM
The original size of this drawing is 30"x42"
Copyright © 2011 WATG. All rights reserved.

GUESTROOM HARDWARE SCHEDULE

Furnished and Installed by GC

HA-A1	Assa Abloy	**Guestroom Entry Door Lever** Model #: Classic RFID - ANSI DB Lockcase 4 switch Finish: Black Dimensions: Overall: 11.515"H x 3.07" W. Lockcase width: 1.26"	
HA-A2	Assa Abloy	**Guestroom Bathroom Door** Model #: VingCard Signature Mechanical Lock Signature 565 Bathroom lock Type: Latch and deadbolt Finish: Satin Chrome Handle: Straight	
HA-A3	Assa Abloy	**Guestroom Mech Closet Door** Model #: VingCard Signature Mechanical Lock Signature 1001 Type: Passage latch Finish: Satin Chrome Handle: Straight	
HA-A4	Assa Abloy	**Guestroom Connecting Door** Model #: VingCard Signature Mechanical Lock Signature 1021 Interconnecting Type: Latch and deadbolt Finish: Satin Chrome Handle: Straight	
HA-B1	Schlage T. 888-805-9837 E. consumerschlage@allegion.com	**Door Hinge** Location: Refer To ID Drawings Model #: 1020-619 4" Square Hinge Material: Steel Finish: Satin Nickel	
HA-B2	Rixson by Assa Abloy	**Pivot Closet Door Hinge** Location: Refer to ID Drawings Model #: Center Hung #176 Door Size: Up to 3'x8' Weight: Up to 150 lbs Door Thickness: 1-3/8" to 1-3/4" Top pivot included	
HA-B3	CR Laurence Co. Inc.	**Glass Door Hinge** Location: Refer to ID Drawings Model #: MEL044CH Wall Mount with Offset Plate Melbourne Hinge Door Thickness: 1/2", 3/8", 5/16" Tempered Glass	
HA-C1	Schlage T. 888-805-9837 E. consumerschlage@allegion.com	**Door Stop** Location: Refer to ID Drawings Model #: 61-619 Material: Solid Brass Finish: Satin Nickel	
HA-D1	Schlage T. 888-805-9837 E. consumerschlage@allegion.com	**Door Viewer with Cover** Location: Refer to ID Drawings Model #: 698-619 190 Degree Wide Angle; View Cover #890-311-619 Material: Solid Brass Finish: Satin Nickel	
HA-D2	Pemko by Assa Abloy	**Door Perimeter Gasketing** Location: Refer to ID Drawings Model #: Combo Fire/Smoke Adhesive Perimeter Gasketing HSS2000xS88 Color: Clear	
HA-D3	Pemko by Assa Abloy	**Door Bottom Sweep** Location: Refer to ID Drawings Model #: Brush Gasketing: 90 Degree Aluminum Retainers 90041_SB Color: Clear Anodized Aluminum	
HA-D4	CR Laurence Co. Inc.	**Glass Door Bottom Sweep** Location: Refer To ID Drawings Model #: P14WS CRL Dual Durometer PVC Seal and Wipe Door Thickness: 1/4" Monolithic Tempered Glass	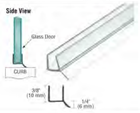
HA-D5	CR Laurence Co. Inc.	**Glass Door Magnetic Catch Channel** Location: Refer To ID Drawings Model #: PMB8 CRL 45 Degree RH Magnetic Profile for Glass-to-Glass Door Thickness: 1/4" to 5/16" Monolithic Tempered Glass	
HA-D6	Rockwood by Assa Abloy	**Door Guard** Location: Refer To ID Drawings Model #: Rockwood 603 - Door Guard Material: Cast Aluminum Finish: DCRM (Dull Chrome)	
HA-D7	Rockwood by Assa Abloy	**Door Magnetic Catch** Location: Refer To ID Drawings Model #: Rockwood 900 - Heavy Duty Magnetic Catch Material: Aluminum Finish: ALM (Natural Aluminum)	

GUESTROOM HARDWARE SCHEDULE (con't)

HA-E1	OMNIA	**QQ Closet Flush Pull** Location: Refer To ID Drawings Model #: 7037/0 Traditional Rectangular Flush Cup Finish: US15 Satin Nickel Plated, Lacquered	
HA-E2	Restoration Hardware	**King Closet Pull** Location: Refer To ID Drawings Model #: Atelier Pull Finish: Satin Nickel	
HA-E3	CR Laurence Co. Inc.	**Glass Door Pull / Towel Bar** Location: Refer To ID Drawings Model #: SQ8X18CH Material: 3/4" Brass Tubing Finish: Polished Chrome	
HA-E4	Restoration Hardware	**King Vanity Pull** Location: Refer To ID Drawings Model #: Asbury Knob Material: Solid Brass Finish: Satin Nickel	
HA-E5	Restoration Hardware	**King Vanity Pull** Location: Refer To ID Drawings Model #:24170133 ABRS Material: Lacquered Brushed Brass Finish: Satin Nickel	
HA-F1	CR Laurence Co. Inc.	**Glass Fixed Panel Wall Bracket** Location: Refer To ID Drawings Model #: MB90SCH CRL Polished Chrome Melbourne Series Wall Mount Bracket Glass Thickness Range: 5/16" to 1/2" Color: Polished Chrome	
HA-G1	Norton by Assa Abloy	**Entry Door Closer** Location: Refer To ID Drawings Model #: 2800ST SERIES CAM ACTION DOOR CLOSER No Prefix: Pull Side Installation Product Series: 2800ST No Suffix: Non-Hold Open Finish: Aluminum	
HA-G2	Pemko by Assa Abloy	**Sliding Door Track System** Location: Refer To ID Drawings Model #: Pemko Bypass Track Series 1-3/4" Thick Doors Overhead Mount (HBP200A/5'4") Track Length: Custom cut to 4'-8" opening (V.I.F) Finish: Clear Anodized Aluminim Track	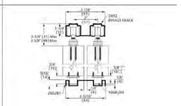

GUESTROOM BATHROOM ACCESSORY SCHEDULE

Category: Bath Accessories

BA-A1 Revised 5/27/2021	Hansgrohe Attn: Sandra Tobar 29 Ninth Ave Meatpacking District New York , NY 10014 E sandra.tobar@hansgrohe.com	**Toilet Paper Holder** Model #: 41726000 Finish: Chrome Dimension: 5 7/8"W x 3"D	
BA-A2 Revised 5/27/2021	Hansgrohe Attn: Sandra Tobar 29 Ninth Ave Meatpacking District New York , NY 10014 E sandra.tobar@hansgrohe.com	**Spare Toilet Paper Holder** Model #: 40517000 Finish: Chrome Dimension: 6"H x 3 1/8"D x 2 1/2"W	
BA-B1 Revised 5/27/2021	Hansgrohe Attn: Sandra Tobar 29 Ninth Ave Meatpacking District New York , NY 10014 E sandra.tobar@hansgrohe.com	**Towel Bar** Model #: 41716000 Finish: Chrome Dimension: 25 3/8"W x 2 7/8"D	
BA-C1 Revised 5/27/2021	Hansgrohe Attn: Sandra Tobar 29 Ninth Ave Meatpacking District New York , NY 10014 E sandra.tobar@hansgrohe.com	**Robe Hook** Model #: 41725000 Finish: Chrome Dimension: 4 1/8"W x 3"D x 2 1/8"H	
BA-E1 Revised 5/27/2021	Bradley Corp PO Box 309 Menomonee Falls, WI 53051 T: 800-272-3539 E: international@bradleycorp.com	**Grab Bar 18"** Model #: 812-00-18 812-00-36 Finish: Satin Stainless Steel Dimension: 18" (458mm). 1-1/2" (38mm) diameter tubing	
BA-E2 Revised 5/27/2021	Bradley Corp PO Box 309 Menomonee Falls, WI 53051 T: 800-272-3539 E: international@bradleycorp.com	**Grab Bar 24"** Model #: 812-00-24 812-00-36 Finish: Satin Stainless Steel Dimension: 24" (610mm). 1-1/2" (38mm) diameter tubing	
BA-E3 Revised 5/27/2021	Bradley Corp PO Box 309 Menomonee Falls, WI 53051 T: 800-272-3539 E: international@bradleycorp.com	**Grab Bar 36"** Model #: 812-00-36 812-00-36 Finish: Satin Stainless Steel Dimension: 36" (915mm). 1-1/2" (38mm) diameter tubing	
BA-E4 Revised 5/27/2021	Bradley Corp PO Box 309 Menomonee Falls, WI 53051 T: 800-272-3539 E: international@bradleycorp.com	**Grab Bar 42"** Model #: 812-00-42 812-00-36 Finish: Satin Stainless Steel Dimension: 42" (1067mm). 1-1/2" (38mm) diameter tubing	

6/17/2022 6:57:59 PM
The original size of this drawing is 30"x42" Copyright © 2011 WATG. All rights reserved.

Wimberly INTERIORS
a design studio of WATG
strategy planning architecture landscape interiors
new york | NY | 212 274 2626 watg.com

ROYAL BLUE HOSPITALITY, LLC
PO BOX 9832
SAN JUAN, PR 00908
PUERTO RICO

client | consultant

stamp | approval

100% CD SET - LA MARINA - GUESTROOM & SUITES | REV 12 | JUNE 17, 2022 |

key plan

no.	date	issue
5	Date 5	GUESTROOM SUITE REVIES PER COMMENTS
4	08-03-2021	GUESTROOM SUITES REVISION
2	06-10-2021	GUESTROOMS REVISED PER CLIENT COMMENTS

issues | revisions

EL CONQUISTADOR RESORT
1000 EL CONQUISTADOR AVENUE
FAJARDO, PR 00738-3711
PUERTO RICO

project logo

BUILDING #5 LA MARINA (LM) - GUESTROOM HARDWARE, BATHRM ACC. SCHEDULES

sheet title

project no. 195056 date 04/29/21

checked by: Checker
drawn by: Author

B5
component

I-008
sheet no.

GUESTROOM PLUMBING FIXTURE SCHEDULE

Category: Plumbing Fixtures

PF-A1 Revised 8/30/2021	Kohler NY Attn: Lara Garahan 444 Highland Drive Mail Stop 419 Kohler, WI 53044 United States E lara.garahan@kohler.com	**Bathroom Lavatory** Model #: Caxton Rectangle K -20000 Finish: 0 White Dimension: 17-5/8" L x 13-1/8"	
PF-A2 Revised 8/30/2021	Kohler NY Attn: Lara Garahan 444 Highland Drive Mail Stop 419 Kohler, WI 53044 United States E: lara.garahan@kohler.com	**Kitchen Sink** Model #: K-5287 Description: Undermount Sink Finish: Stainless Steel Dimension: 15" x 15" x 9 5/16"	
PF-A3 Revised 8/30/2021	Kohler NY Attn: Lara Garahan 444 Highland Drive Mail Stop 419 Kohler, WI 53044 United States E: lara.garahan@kohler.com	**Outdoor Sink** Model #: K-3840-1 Description: Top Mount Bar Sink Finish: Stainless Steel Dimension: 15" x 15" x 9-5/16"	
PF-B1 Revised 8/30/2021	Hansgrohe Attn: Sandra Tobar 29 Ninth Ave Meatpacking District New York , NY 10014 E sandra.tobar@hansgrohe.com	**Bathroom Faucet** Model #: 71533001 Finish: Polished Chrome Dimension: 8 7/8"H x 10 7/8"W	
PF-B2 Revised 8/30/2021	Hansgrohe Attn: Sandra Tobar 29 Ninth Ave Meatpacking District New York , NY 10014 E: sandra.tobar@hansgrohe.com	**Kitchen Faucet** Model #: 72846671 Description: Talis N HighArc Kitchen Faucet Finish: Matte Black Dimension: 15 3/8"H x 7 3/4"D	
PF-B3 Revised 8/30/2021	Kohler NY Attn: Lara Garahan 444 Highland Drive Mail Stop 419 Kohler, WI 53044 United States E: lara.garahan@kohler.com	**Floor Mount Bath Filler** Model #: K-T97334-4-CP Description: Floor-mount Bath Filler Finish: Polished Chrome Dimension: 9 13/16"W x 8 1/2"D x 32 5/8" H	
PF-B4 Issued	Hansgrohe Attn: Sandra Tobar 29 Ninth Ave Meatpacking District New York , NY 10014 E: sandra.tobar@hansgrohe.com	**Outdoor Counter Faucet** Model #: 14872001 Description: Talis S² HighArc Kitchen Faucet Location: Refer to ID Drawings Finish: Chrome Dimension: 8 1/4"D x 16 1/8"H	
PF-B5 Issued	Kohler NY Attn: Lara Garahan 444 Highland Drive Mail Stop 419 Kohler, WI 53044 United States E: lara.garahan@kohler.com	**Jacuzzi Faucet** Model #: As Per Owner's Specs Finish: Matte Black Dimension: 8-1/4" (210 mm) spout reach	
PF-C1 Revised 8/30/2021	Kohler NY Attn: Lara Garahan 444 Highland Drive Mail Stop 419 Kohler, WI 53044 United States E: lara.garahan@kohler.com	**Shower Column** Model #: K-76474-CP Finish: Polished Chrome Dimensions: 29"H x 8" W x 22" D Valve: K-P8304-KS Valve Trim: K-TS74042-4-CP	
PF-C2 Revised 8/30/2021	Kohler NY Attn: Lara Garahan 444 Highland Drive Mail Stop 419 Kohler, WI 53044 United States E: lara.garahan@kohler.com	**Tub/ Shower Set** Model #: K-98361 Description: Awaken G90 Sidebar, 2.0 GPM Finish: Chrome Bath Spout: K-45133 Shower Trim: K-TS97077-4 Transfer Valve: K-T97091-4	
PF-C3 Revised 8/30/2021	Kohler NY Attn: Lara Garahan 444 Highland Drive Mail Stop 419 Kohler, WI 53044 United States E: lara.garahan@kohler.com	**Rainhead Shower Head** Model #: K-13695 Description: 8" Rainhead Finish: Polished Chrome Dimension: 8" x 8" 8" x 8" x 2 3/4"	
PF-C4 Revised 8/30/2021	Kohler NY Attn: Lara Garahan 444 Highland Drive Mail Stop 419 Kohler, WI 53044 United States E: lara.garahan@kohler.com	**Control Valve** Model #: K-T14490-4 Description: Volume Control Valve Finish: Polished Chrome Dimension: 3 7/8"D x 4 3/16 Projection	
PF-D1 Revised 8/30/2021	Kohler NY Attn: Lara Garahan 444 Highland Drive Mail Stop 419 Kohler, WI 53044 United States E: lara.garahan@kohler.com	**Toilet** Model #: K-3946-0 Finish: #0 White Dimension: 16.5/16"W x 28 7/16"H x 28 9/16"D	
PF-E1 Revised 8/30/2021	Ferguson Facilities Supply Attn: Dean Armstrong T: 909-465-1288 E: dean.armstrong@ferguson.com	**Shower Floor Drain** Model #: A37087 Description: QuARTz Plus Line Finish: Stainless Steel	
PF-F1 Revised 8/30/2021	Kohler NY Attn: Lara Garahan 444 Highland Drive Mail Stop 419 Kohler, WI 53044 United States E lara.garahan@kohler.com	**Drop-in Tub** Model #: K-850-0 Description: Tea-for-Two Drop-in Bath Finish: 0 White Dimension: 60" L x 3\6" W x 18 1/4" H	
PF-F2 Revised 8/30/2021	Kohler NY Attn: Lara Garahan 444 Highland Drive Mail Stop 419 Kohler, WI 53044 United States E: lara.garahan@kohler.com	**Freestanding Bath** Model #: K-8336-0 Description: Freestanding bath with center toe-tap drain Finish: 0 White Dimension: 65" x 31"	

6/17/2022 6:57:59 PM
The original size of this drawing is 30"x42"
Copyright © 2011 WATG. All rights reserved.

Wimberly INTERIORS
a design studio of WATG
strategy planning architecture landscape interiors
new york | NY | 212 274 2626 watg.com

ROYAL BLUE HOSPITALITY, LLC
PO BOX 9832
SAN JUAN, PR 00908
PUERTO RICO

client | consultant

stamp | approval

key plan

no.	date	issue
8	2022-01-24	GUESTROOM SUITES JACUZZI AREA REVISION

issues | revisions

EL CONQUISTADOR RESORT
1000 EL CONQUISTADOR AVENUE
FAJARDO, PR 00738-3711
PUERTO RICO

project logo

BUILDING #5 LA MARINA (LM) - GUESTROOM PLUMBING SCHEDULE
sheet title

project no. 195056 date 01/19/22

checked by: Checker
drawn by: Author

B5
component

I-008.1
sheet no.

100% CD SET - LA MARINA - GUESTROOM & SUITES | REV 12 | JUNE 17, 2022 |

BUILDING #5 LA MARINA - GUESTROOM TYPES	
ROOM TYPE	QUANTITY
GUEST SUITE TYPE KS-1	2
GUEST SUITE TYPE KS-2	2
GUESTROOM TYPE K-1	10
GUESTROOM TYPE K-1.1	22
GUESTROOM TYPE K-1.2	15
GUESTROOM TYPE K-2	1
GUESTROOM TYPE K-2.1	3
GUESTROOM TYPE K-3	2
GUESTROOM TYPE K-3.1	4
GUESTROOM TYPE K-4 ADA	1
GUESTROOM TYPE K-4.1 ADA	3
GUESTROOM TYPE K-5	1
GUESTROOM TYPE QQ-1	13
GUESTROOM TYPE QQ-1.1	36
GUESTROOM TYPE QQ-1.2	16
GUESTROOM TYPE QQ-2	3
GUESTROOM TYPE QQ-2.1	6
GUESTROOM TYPE QQ-3	2
GUESTROOM TYPE QQ-4 ADA	2
TOTAL GUESTROOMS: 144	

BUILDING #5 LA MARINA ROOM SCHEDULE		
ROOM NUMBER	ROOM TYPE	BUILDING #
1115	GUESTROOM TYPE QQ-2	LM-B5
1116	GUESTROOM TYPE K-4 ADA	LM-B5
1117	GUESTROOM TYPE QQ-1	LM-B5
1118	GUESTROOM TYPE K-1	LM-B5
1119	GUESTROOM TYPE QQ-1	LM-B5
1120	GUESTROOM TYPE K-1	LM-B5
1121	GUESTROOM TYPE QQ-1	LM-B4
1122	GUESTROOM TYPE K-1	LM-B4
1123	GUESTROOM TYPE QQ-1	LM-B4
1124	GUESTROOM TYPE K-1	LM-B4
1125	GUESTROOM TYPE QQ-1	LM-B4
1126	GUESTROOM TYPE K-2	LM-B4
1127	GUESTROOM TYPE QQ-2	LM-B3
1128	GUESTROOM TYPE K-1	LM-B3
1129	GUESTROOM TYPE QQ-1	LM-B3
1130	GUESTROOM TYPE K-1	LM-B3
1131	GUESTROOM TYPE QQ-1	LM-B3
1132	GUESTROOM TYPE K-1	LM-B3
1133	GUESTROOM TYPE QQ-1	LM-B3
1134	GUESTROOM TYPE QQ-1	LM-B3
1135	GUESTROOM TYPE K-3	LM-B3
1136	GUESTROOM TYPE QQ-1	LM-B2
1137	GUESTROOM TYPE K-1	LM-B2
1138	GUESTROOM TYPE QQ-1	LM-B2
1139	GUESTROOM TYPE K-1	LM-B2
1140	GUESTROOM TYPE QQ-1	LM-B2
1141	GUESTROOM TYPE K-3	LM-B2
1142	GUEST SUITE TYPE KS-1	LM-B1
1144	GUEST SUITE TYPE KS-1	LM-B1
1201	GUESTROOM TYPE QQ-1.1	LM-B7
1202	GUESTROOM TYPE K-1.1	LM-B7
1203	GUESTROOM TYPE QQ-1	LM-B7
1204	GUESTROOM TYPE K-1.1	LM-B7
1205	GUESTROOM TYPE QQ-1.1	LM-B7
1206	GUESTROOM TYPE QQ-1.1	LM-B7
1207	GUESTROOM TYPE QQ-4 ADA	LM-B7
1208	GUESTROOM TYPE QQ-1.1	LM-B6
1209	GUESTROOM TYPE K-1	LM-B6
1210	GUESTROOM TYPE QQ-1.1	LM-B6
1211	GUESTROOM TYPE K-1.1	LM-B6
1212	GUESTROOM TYPE QQ-1.1	LM-B6
1213	GUESTROOM TYPE QQ-1.2	LM-B6
1214	GUESTROOM TYPE K-1.2	LM-B6
1215	GUESTROOM TYPE QQ-2.1	LM-B5
1216	GUESTROOM TYPE K-4.1 ADA	LM-B5
1217	GUESTROOM TYPE QQ-1.2	LM-B5
1218	GUESTROOM TYPE K-1.2	LM-B5
1219	GUESTROOM TYPE QQ-1.2	LM-B5
1220	GUESTROOM TYPE K-1.2	LM-B5
1221	GUESTROOM TYPE QQ-2	LM-B4
1222	GUESTROOM TYPE K-1.1	LM-B4
1223	GUESTROOM TYPE QQ-1.2	LM-B4
1224	GUESTROOM TYPE K-1.2	LM-B4
1225	GUESTROOM TYPE QQ-1.1	LM-B4
1226	GUESTROOM TYPE K-2.1	LM-B4
1227	GUESTROOM TYPE QQ-2.1	LM-B3
1228	GUESTROOM TYPE K-1.1	LM-B3
1229	GUESTROOM TYPE QQ-1.2	LM-B3
1230	GUESTROOM TYPE K-1.2	LM-B3
1231	GUESTROOM TYPE QQ-1.1	LM-B3
1232	GUESTROOM TYPE K-1.1	LM-B3
1233	GUESTROOM TYPE QQ-1.1	LM-B3
1234	GUESTROOM TYPE QQ-1.1	LM-B3
1235	GUESTROOM TYPE K-3.1	LM-B3
1236	GUESTROOM TYPE QQ-1.1	LM-B2
1237	GUESTROOM TYPE K-1.1	LM-B2
1238	GUESTROOM TYPE QQ-1.2	LM-B2
1239	GUESTROOM TYPE K-1.1	LM-B2
1240	GUESTROOM TYPE QQ-1.1	LM-B2
1241	GUESTROOM TYPE K-3.1	LM-B2
1242	GUESTROOM TYPE QQ-3	LM-B1
1243	GUEST SUITE TYPE KS-2	LM-B1
1244	GUEST SUITE TYPE KS-2	LM-B1
1245	GUESTROOM TYPE QQ-3	LM-B1
1301	GUESTROOM TYPE QQ-1.1	LM-B7
1302	GUESTROOM TYPE K-1.1	LM-B7
1303	GUESTROOM TYPE QQ-1.1	LM-B7
1304	GUESTROOM TYPE K-1.1	LM-B7
1305	GUESTROOM TYPE QQ-1.1	LM-B7
1306	GUESTROOM TYPE QQ-1.1	LM-B7
1307	GUESTROOM TYPE QQ-4 ADA	LM-B7
1308	GUESTROOM TYPE QQ-1.1	LM-B6
1309	GUESTROOM TYPE K-1.1	LM-B6
1310	GUESTROOM TYPE QQ-1.1	LM-B6
1311	GUESTROOM TYPE K-1.1	LM-B6
1312	GUESTROOM TYPE QQ-1.1	LM-B6
1313	GUESTROOM TYPE QQ-1.2	LM-B6
1314	GUESTROOM TYPE K-1.2	LM-B6
1315	GUESTROOM TYPE QQ-2.1	LM-B5
1316	GUESTROOM TYPE K-4.1 ADA	LM-B5
1317	GUESTROOM TYPE QQ-1.2	LM-B5
1318	GUESTROOM TYPE K-1.2	LM-B5

BUILDING #5 LA MARINA ROOM SCHEDULE		
ROOM NUMBER	ROOM TYPE	BUILDING #
1319	GUESTROOM TYPE QQ-1.2	LM-B5
1320	GUESTROOM TYPE K-1.2	LM-B5
1321	GUESTROOM TYPE QQ-1.1	LM-B4
1322	GUESTROOM TYPE K-1.1	LM-B4
1323	GUESTROOM TYPE QQ-1.2	LM-B4
1324	GUESTROOM TYPE K-1.2	LM-B4
1325	GUESTROOM TYPE QQ-1.1	LM-B4
1326	GUESTROOM TYPE K-2.1	LM-B4
1327	GUESTROOM TYPE QQ-2.1	LM-B3
1328	GUESTROOM TYPE K-1.1	LM-B3
1329	GUESTROOM TYPE QQ-1.2	LM-B3
1330	GUESTROOM TYPE K-1.2	LM-B3
1331	GUESTROOM TYPE QQ-1.1	LM-B3
1332	GUESTROOM TYPE K-1.1	LM-B3
1333	GUESTROOM TYPE QQ-1.1	LM-B3
1334	GUESTROOM TYPE QQ-1.1	LM-B3
1335	GUESTROOM TYPE K-3.1	LM-B3
1401	GUESTROOM TYPE QQ-1.1	LM-B7
1402	GUESTROOM TYPE K-1.1	LM-B7
1403	GUESTROOM TYPE QQ-1.1	LM-B7
1404	GUESTROOM TYPE K-1.1	LM-B7
1405	GUESTROOM TYPE QQ-1.1	LM-B7
1406	GUESTROOM TYPE QQ-1.1	LM-B7
1407	GUESTROOM TYPE K-5	LM-B7
1408	GUESTROOM TYPE QQ-1.1	LM-B6
1409	GUESTROOM TYPE K-1.1	LM-B6
1410	GUESTROOM TYPE QQ-1.1	LM-B6
1411	GUESTROOM TYPE K-1.1	LM-B6
1412	GUESTROOM TYPE QQ-1.1	LM-B6
1413	GUESTROOM TYPE QQ-1.2	LM-B6
1414	GUESTROOM TYPE K-1.2	LM-B6
1415	GUESTROOM TYPE QQ-2.1	LM-B5
1416	GUESTROOM TYPE K-4.1 ADA	LM-B5
1417	GUESTROOM TYPE QQ-1.2	LM-B5
1418	GUESTROOM TYPE K-1.2	LM-B5
1419	GUESTROOM TYPE QQ-1.2	LM-B5
1420	GUESTROOM TYPE K-1.2	LM-B5
1421	GUESTROOM TYPE QQ-1.1	LM-B4
1422	GUESTROOM TYPE K-1.1	LM-B4
1423	GUESTROOM TYPE QQ-1.2	LM-B4
1424	GUESTROOM TYPE K-1.2	LM-B4
1425	GUESTROOM TYPE QQ-1.1	LM-B4
1426	GUESTROOM TYPE K-2.1	LM-B4
1427	GUESTROOM TYPE QQ-2.1	LM-B3
1428	GUESTROOM TYPE K-1.1	LM-B3
1429	GUESTROOM TYPE QQ-1.2	LM-B3
1430	GUESTROOM TYPE K-1.2	LM-B3
1431	GUESTROOM TYPE QQ-1.1	LM-B3
1432	GUESTROOM TYPE K-1.1	LM-B3
1433	GUESTROOM TYPE QQ-1.1	LM-B3
1434	GUESTROOM TYPE QQ-1.1	LM-B3
1435	GUESTROOM TYPE K-3.1	LM-B3
TOTAL GUESTROOMS: 144		

6/17/2022 6:58:00 PM
The original size of this drawing is 30"x42" Copyright © 2011 WATG. All rights reserved.

100% CD SET - LA MARINA - GUESTROOM & SUITES | REV 12 | JUNE 17, 2022 |

Wimberly INTERIORS
a design studio of WATG
strategy planning architecture landscape interiors
new york | NY | 212 274 2626 watg.com

ROYAL BLUE HOSPITALITY, LLC
PO BOX 9832
SAN JUAN, PR 00908
PUERTO RICO

client | consultant

stamp | approval

key plan

no.	date	issue
2	06-10-2021	GUESTROOMS REVISED PER CLIENT COMMENTS

issues | revisions

EL CONQUISTADOR RESORT
1000 EL CONQUISTADOR AVENUE
FAJARDO, PR 00738-3711
PUERTO RICO

project logo

BUILDING #5 LA MARINA (LM) - GUESTROOM FF&E MATRIX
sheet title

project no. 195056 date 08/24/2020

checked by: Checker
drawn by: Author

B5
component

I-009
sheet no.

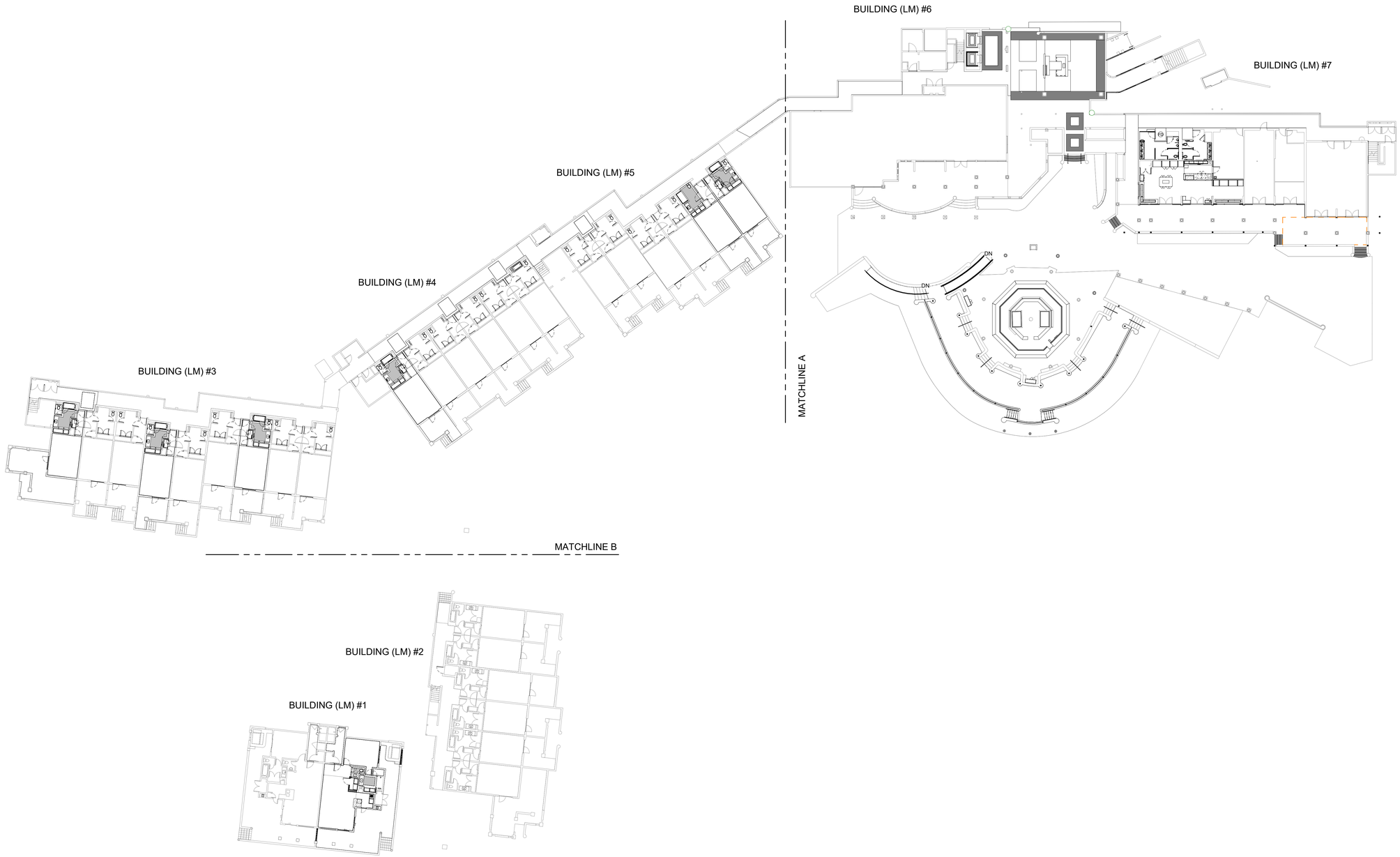

1 BUILDING #5 LA MARINA (LM) SITE PLAN

1" = 20'-0"

6/17/2022 6:58:05 PM
The original size of this drawing is 30"x42"

Copyright © 2011 WATG. All rights reserved.

100% CD SET - LA MARINA - GUESTROOM & SUITES | REV 12 | JUNE 17, 2022 |

Wimberly INTERIORS
a design studio of WATG
strategy planning architecture landscape interiors
new york | NY | 212 274 2626 watg.com

ROYAL BLUE HOSPITALITY, LLC
PO BOX 9832
SAN JUAN, PR 00908
PUERTO RICO

client | consultant

stamp | approval

key plan

no. date issue
issues | revisions

EL CONQUISTADOR RESORT
1000 EL CONQUISTADOR AVENUE
FAJARDO, PR 00738-3711
PUERTO RICO

project logo

BUILDING #5 LA MARINA (LM) - OVERALL SITE PLAN
sheet title

project no. 195056 date 08/24/20

checked by: MC
drawn by: KR

B5
component

I-100
sheet no.

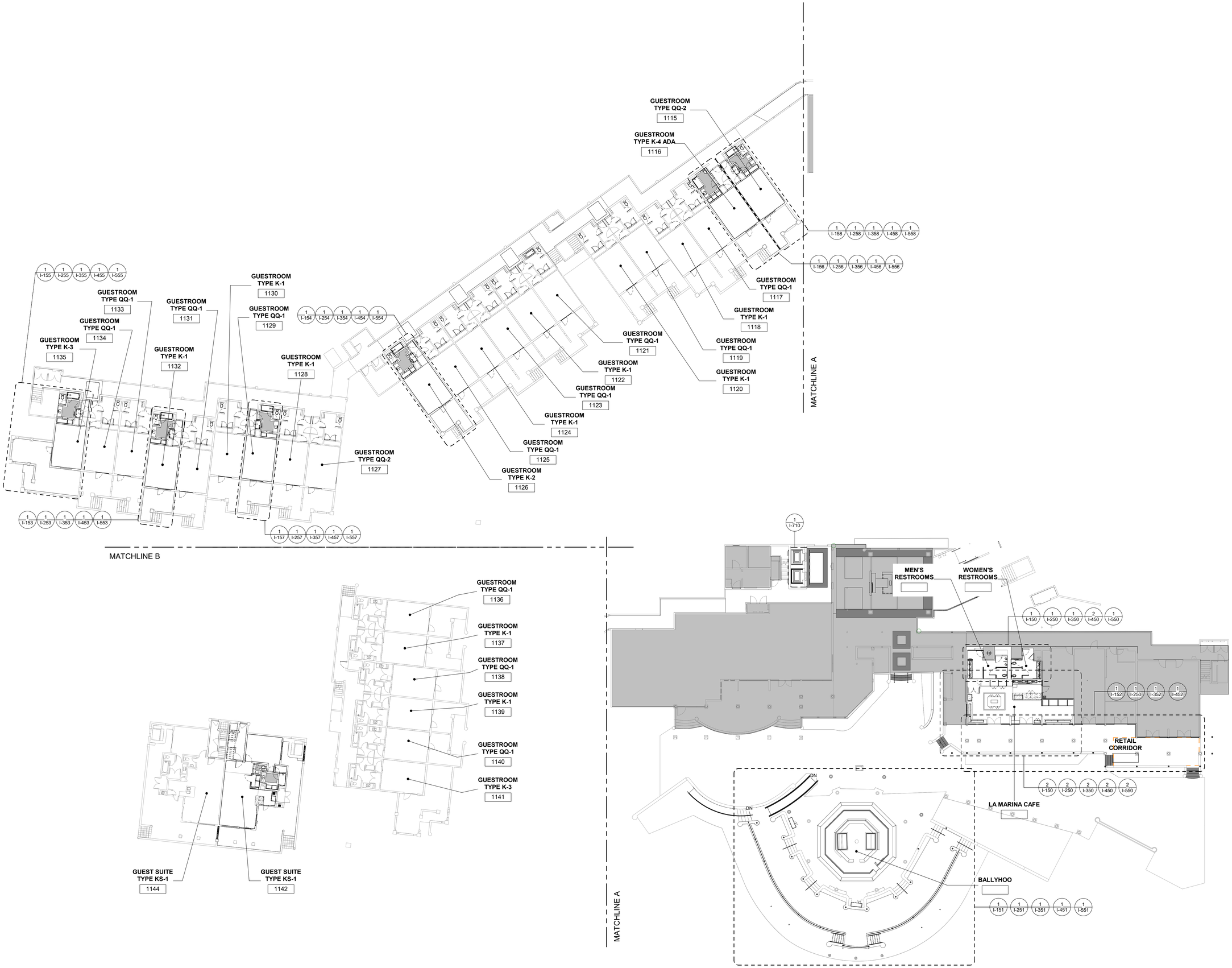

1 LA MARINA - 1ST LEVEL OVERALL FLOOR PLAN

1/16" = 1'-0"

6/17/2022 6:58:20 PM
The original size of this drawing is 30"x42"

Copyright © 2011 WATG. All rights reserved.

Wimberly INTERIORS
a design studio of WATG
strategy planning architecture landscape interiors
new york | NY | 212 274 2626 watg.com

ROYAL BLUE HOSPITALITY, LLC
PO BOX 9832
SAN JUAN, PR 00908
PUERTO RICO

client | consultant

stamp | approval

100% CD SET - LA MARINA - GUESTROOM & SUITES | REV 12 | JUNE 17, 2022 |

key plan

no. date issue
issues | revisions

EL CONQUISTADOR RESORT
1000 EL CONQUISTADOR AVENUE
FAJARDO, PR 00738-3711
PUERTO RICO

project logo

BUILDING #5 LA MARINA (LM) - 1ST LEVEL OVERALL PLAN
sheet title

project no. 195056 date 08/24/2020

checked by: MC
drawn by: AR

B5
component

I-101
sheet no.

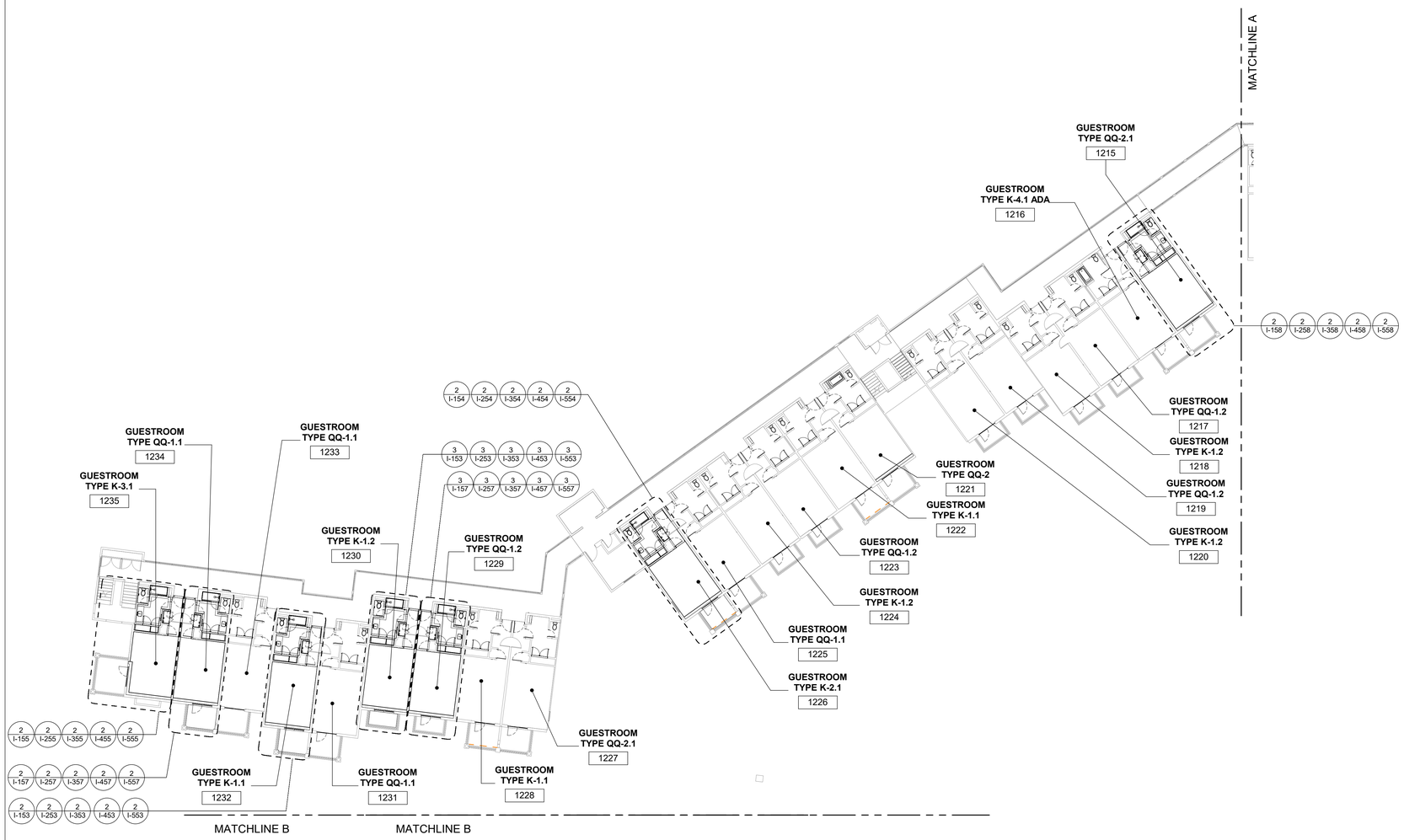

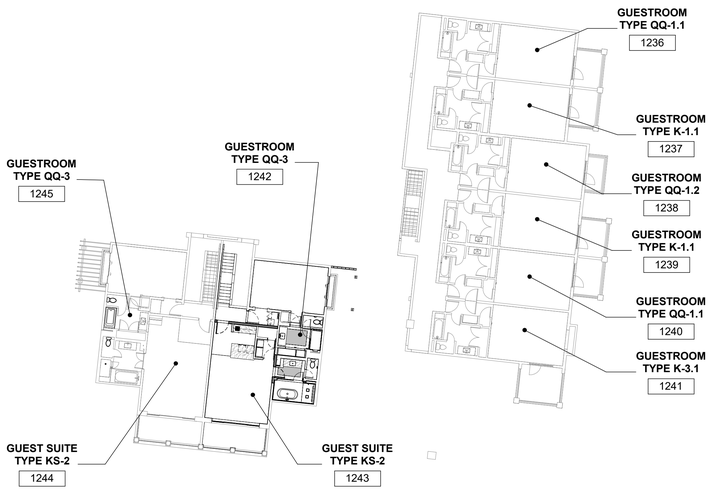

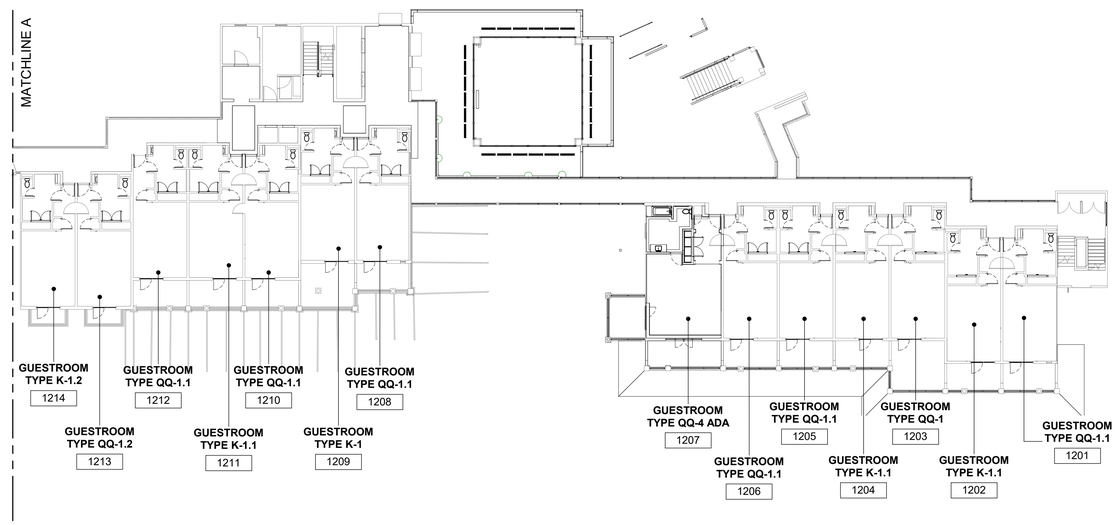

1 **LA MARINA - 2ND LEVEL OVERALL FLOOR PLAN**
1/16" = 1'-0"

6/17/2022 6:58:27 PM
The original size of this drawing is 30"x42"
Copyright © 2011 WATG. All rights reserved.

Wimberly INTERIORS
a design studio of WATG
strategy planning architecture landscape interiors
new york | NY | 212 274 2626 watg.com

ROYAL BLUE HOSPITALITY, LLC
PO BOX 9832
SAN JUAN, PR 00908
PUERTO RICO

client | consultant

stamp | approval

100% CD SET - LA MARINA - GUESTROOM & SUITES | REV 12 | JUNE 17, 2022 |

key plan

no.	date	issue

issues | revisions

EL CONQUISTADOR RESORT
1000 EL CONQUISTADOR AVENUE
FAJARDO, PR 00738-3711
PUERTO RICO

project logo

BUILDING #5 LA MARINA (LM) - 2ND LEVEL OVERALL PLAN
sheet title

project no. 195056 date 08/24/20

checked by: MC
drawn by: KR

B5
component

I-102
sheet no.

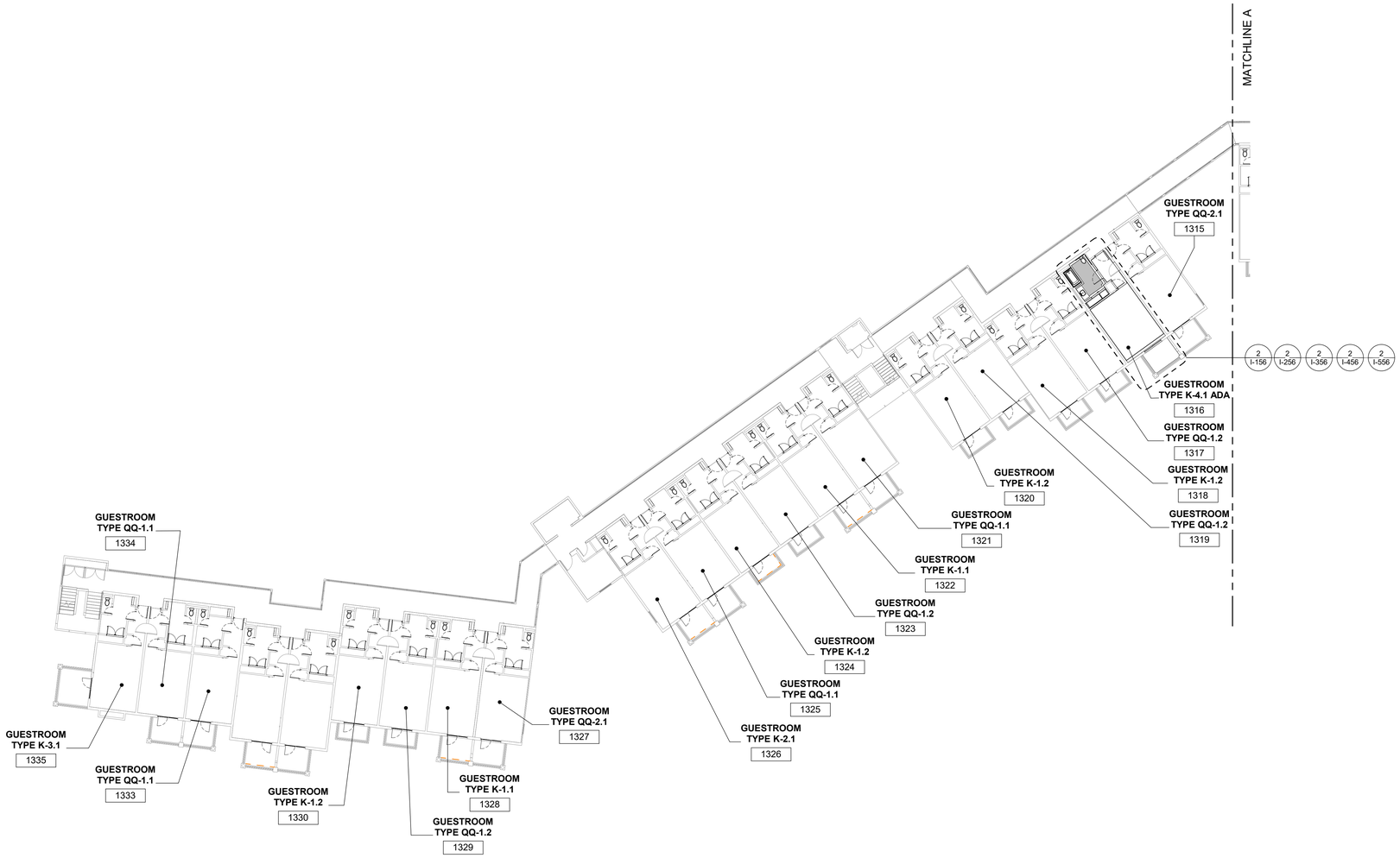

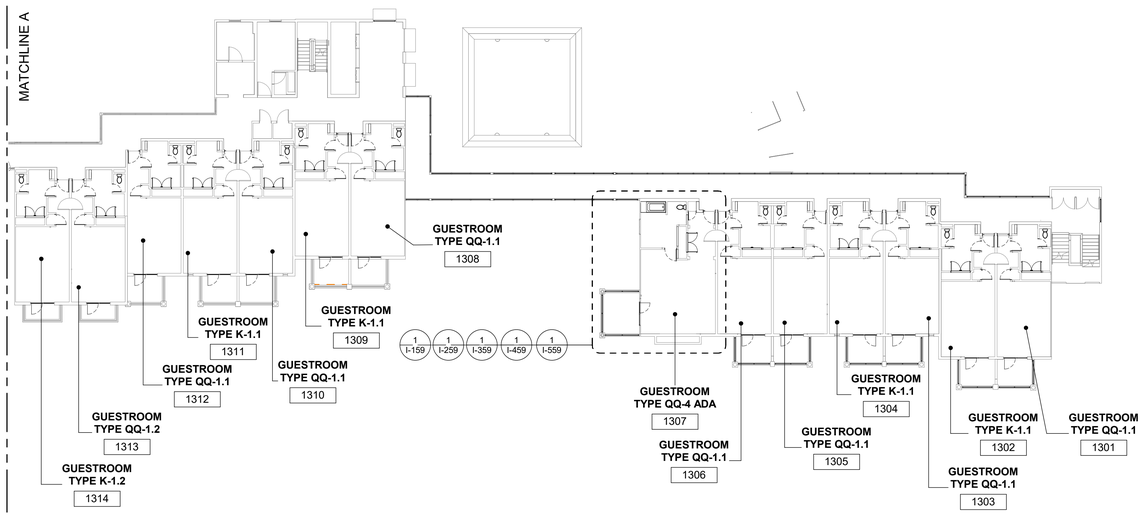

1 LA MARINA - 3RD LEVEL OVERALL FLOOR PLAN

1/16" = 1'-0"

6/17/2022 6:58:33 PM
The original size of this drawing is 30"x42"

Copyright © 2011 WATG. All rights reserved.

100% CD SET - LA MARINA - GUESTROOM & SUITES | REV 12 | JUNE 17, 2022 |

Wimberly INTERIORS
a design studio of WATG

strategy planning architecture landscape interiors

new york | NY | 212 274 2626 watg.com

ROYAL BLUE HOSPITALITY, LLC

PO BOX 9832
SAN JUAN, PR 00908
PUERTO RICO

client | consultant

stamp | approval

key plan

no. date issue
issues | revisions

EL CONQUISTADOR RESORT

1000 EL CONQUISTADOR AVENUE
FAJARDO, PR 00738-3711
PUERTO RICO

project logo

BUILDING #5 LA MARINA (LM) - 3RD LEVEL OVERALL PLAN
sheet title

project no. 195056 date 08/24/20

checked by: MC
drawn by: KR

B5
component

I-103
sheet no.

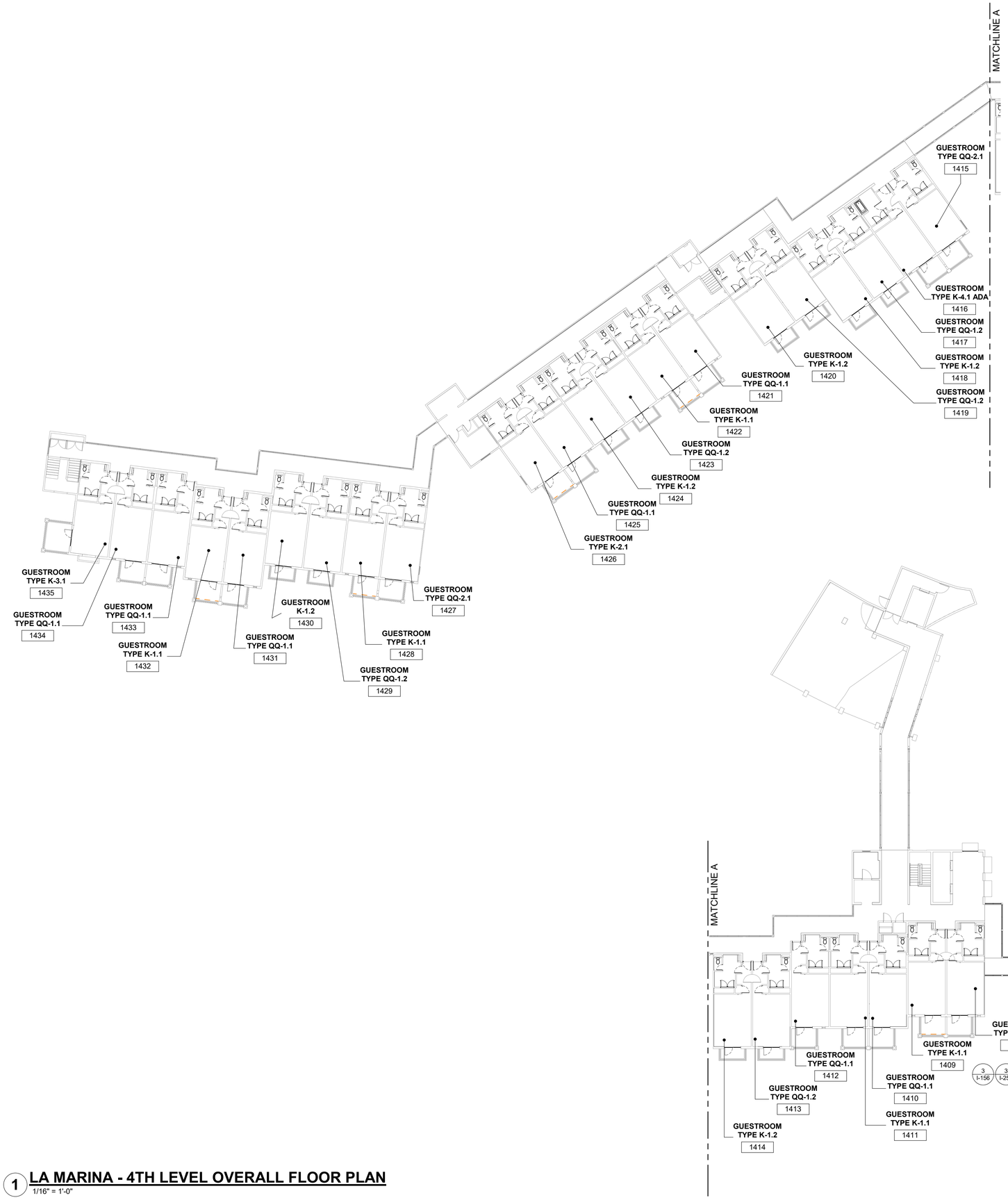

1 LA MARINA - 4TH LEVEL OVERALL FLOOR PLAN

1/16" = 1'-0"

6/17/2022 6:58:37 PM
The original size of this drawing is 30"x42"

Copyright © 2011 WATG. All rights reserved.

100% CD SET - LA MARINA - GUESTROOM & SUITES | REV 12 | JUNE 17, 2022 |

Wimberly INTERIORS
a design studio of WATG
strategy planning architecture landscape interiors
new york | NY | 212 274 2626 watg.com

ROYAL BLUE HOSPITALITY, LLC
PO BOX 9832
SAN JUAN, PR 00908
PUERTO RICO

client | consultant

stamp | approval

key plan

no.	date	issue

issues | revisions

EL CONQUISTADOR RESORT
1000 EL CONQUISTADOR AVENUE
FAJARDO, PR 00738-3711
PUERTO RICO

project logo

BUILDING #5 LA MARINA (LM) - 4TH LEVEL OVERALL PLAN

sheet title

project no. 195056 date 08/24/2

checked by: MC
drawn by: KR

B5
component

I-104
sheet no.

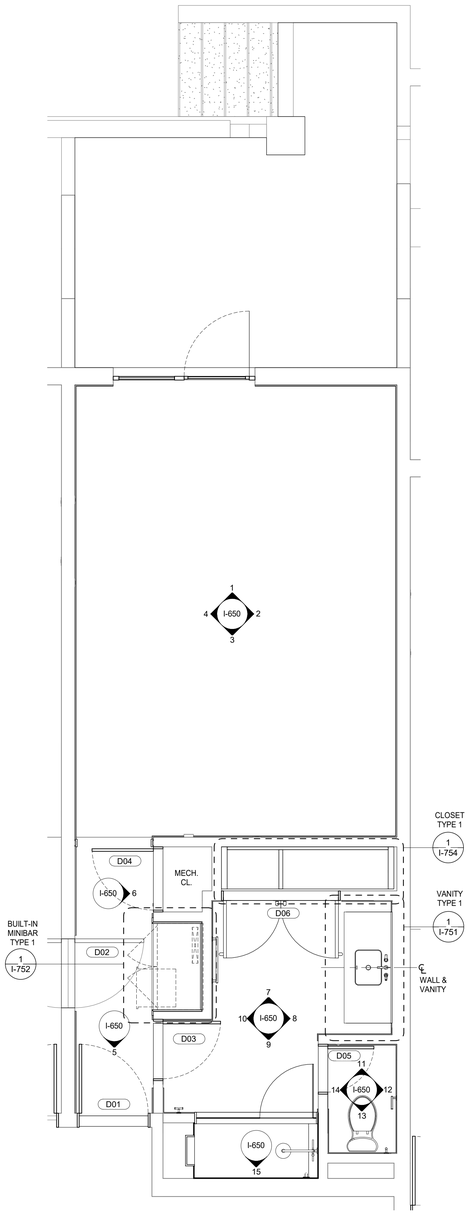

GUESTROOM TYPE K-1
ROOM NUMBER
1118
1120
1122
1124
1128
1130
1132
1137
1139
1209

TOTAL ROOMS: 10

1 LA MARINA GUESTROOM K-1 KEY PLAN

3/8" = 1'-0"

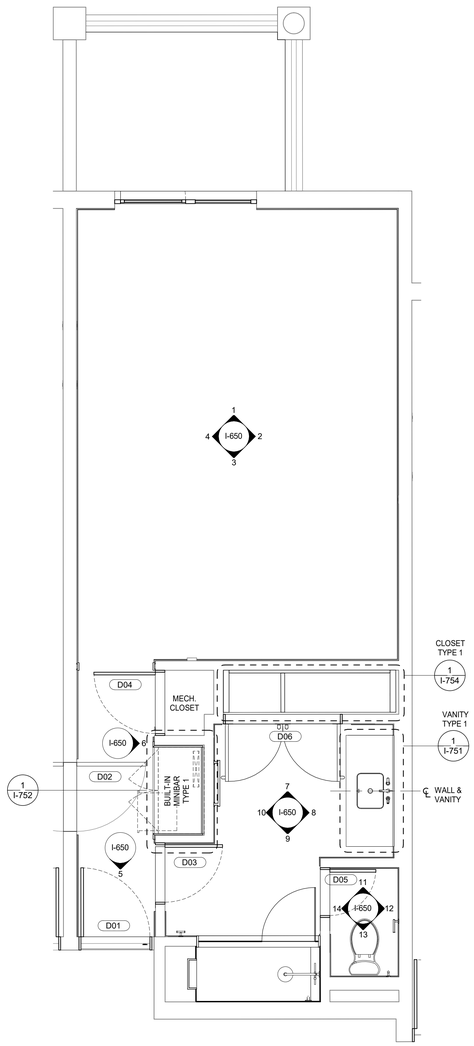

GUESTROOM TYPE K-1.1
ROOM NUMBER
1202
1204
1211
1222
1228
1232
1237
1239
1302
1304

GUESTROOM TYPE K-1.1
ROOM NUMBER
1309
1311
1322
1328
1332
1402
1404
1409
1411
1422
1428
1432

TOTAL ROOMS: 22

2 LA MARINA GUESTROOM K-1.1 KEY PLAN

3/8" = 1'-0"

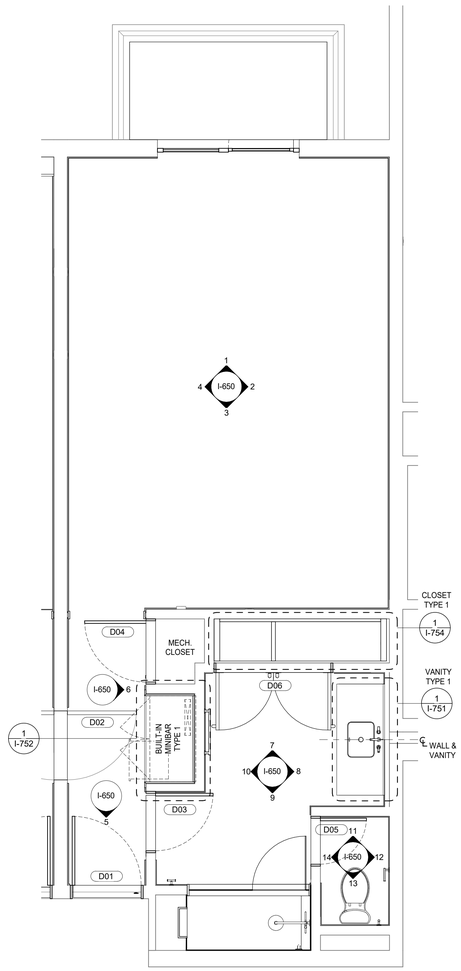

GUESTROOM TYPE K-1.2
ROOM NUMBER
1214
1218
1220
1224
1230
1314
1318
1320

GUESTROOM TYPE K-1.2
ROOM NUMBER
1324
1330
1414
1418
1420
1424
1430

TOTAL ROOMS: 15

3 LA MARINA GUESTROOM K-1.2 KEY PLAN

3/8" = 1'-0"

6/17/2022 6:58:41 PM
The original size of this drawing is 30"x42"
Copyright © 2011 WATG. All rights reserved.

Wimberly INTERIORS
a design studio of WATG
strategy planning architecture landscape interiors
new york | NY | 212 274 2626 watg.com

ROYAL BLUE HOSPITALITY, LLC

PO BOX 9832
SAN JUAN, PR 00908
PUERTO RICO

client | consultant

stamp | approval

key plan

no. date issue
issues | revisions

EL CONQUISTADOR RESORT

1000 EL CONQUISTADOR AVENUE
FAJARDO, PR 00738-3711
PUERTO RICO

project logo

BUILDING #5 LA MARINA (LM) - ENLARGED KING GUESTROOM KEY PLAN

sheet title

project no. 195056 date 01/05/21

checked by: MC
drawn by: KR

B5
component

I-153
sheet no.

100% CD SET - LA MARINA - GUESTROOM & SUITES | REV 12 | JUNE 17, 2022 |

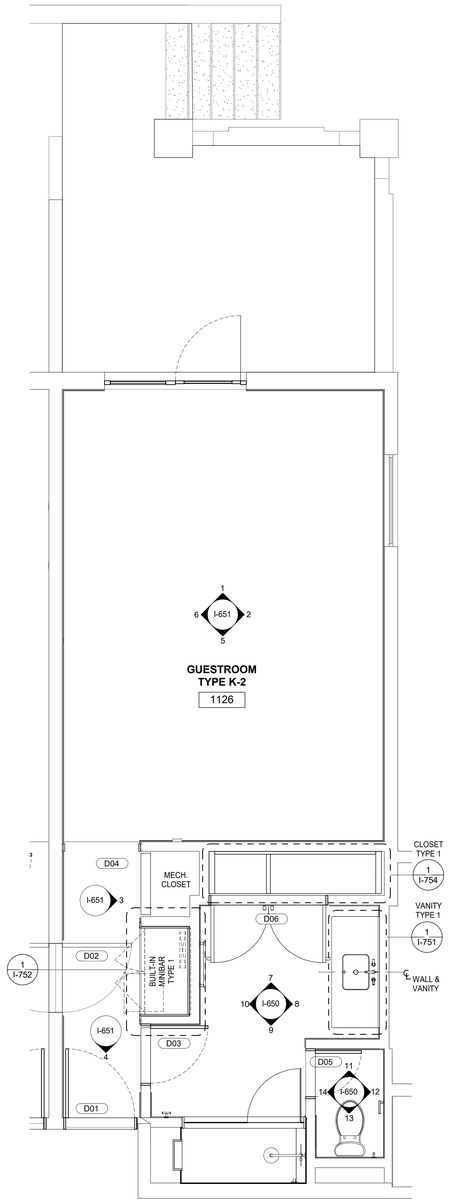

GUESTROOM TYPE K-2
ROOM NUMBER
1126

TOTAL ROOMS: 1

1 LA MARINA GUESTROOM K-2 KEY PLAN

3/8" = 1'-0"

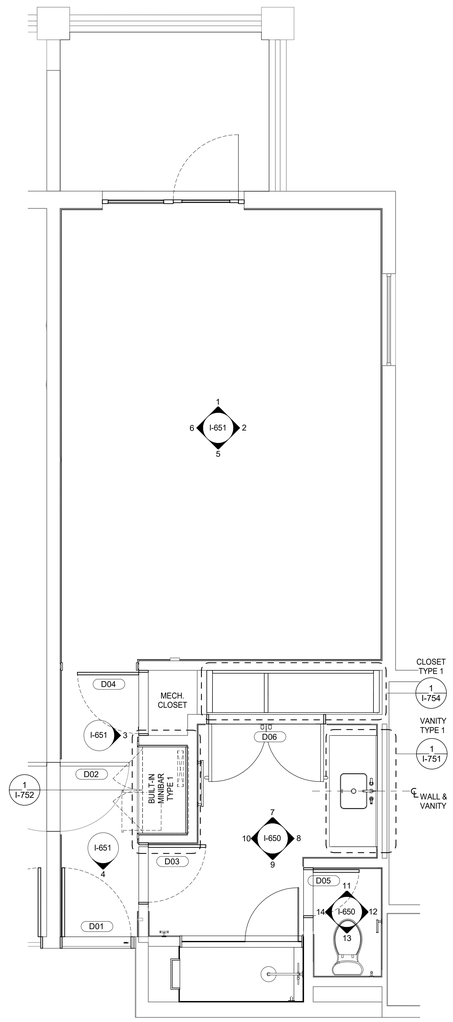

GUESTROOM TYPE K-2.1
ROOM NUMBER
1226
1326
1426

TOTAL ROOMS: 3

2 LA MARINA GUESTROOM K-2.1 KEY PLAN

3/8" = 1'-0"

6/17/2022 6:58:45 PM
The original size of this drawing is 30"x42"
Copyright © 2011 WATG. All rights reserved.

Wimberly INTERIORS
a design studio of WATG
strategy planning architecture landscape interiors
new york | NY | 212 274 2626 watg.com

ROYAL BLUE HOSPITALITY, LLC

PO BOX 9832
SAN JUAN, PR 00908
PUERTO RICO

client | consultant

stamp | approval

100% CD SET - LA MARINA - GUESTROOM & SUITES | REV 12 | JUNE 17, 2022 |

key plan

no.	date	issue

issues | revisions

EL CONQUISTADOR RESORT

1000 EL CONQUISTADOR AVENUE
FAJARDO, PR 00738-3711
PUERTO RICO

project logo

BUILDING #5 LA MARINA (LM) - ENLARGED KING GUESTROOM KEY PLAN

sheet title

project no. 195056 date 01/05/21

checked by: MC
drawn by: KR

B5
component

I-154
sheet no.

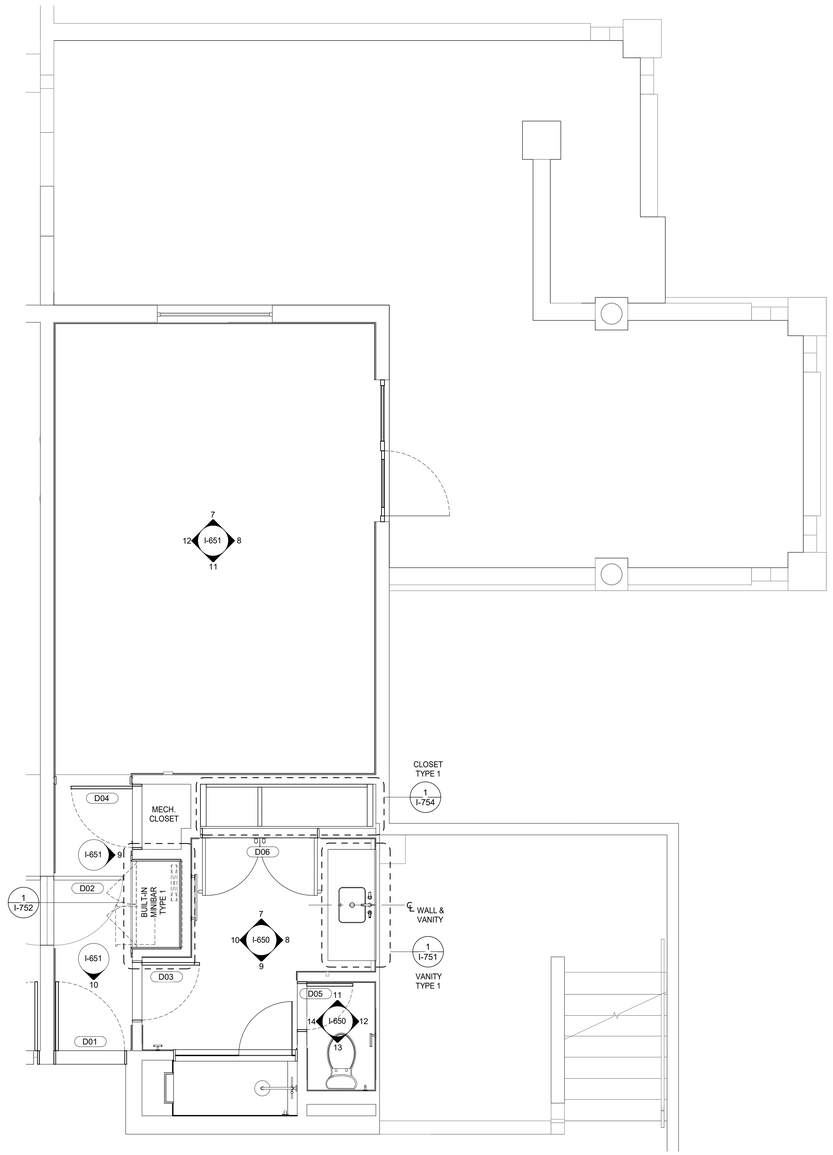

GUESTROOM TYPE K-3
ROOM NUMBER
1135
1141
TOTAL ROOMS: 2

1 LA MARINA GUESTROOM K-3 KEY PLAN

3/8" = 1'-0"

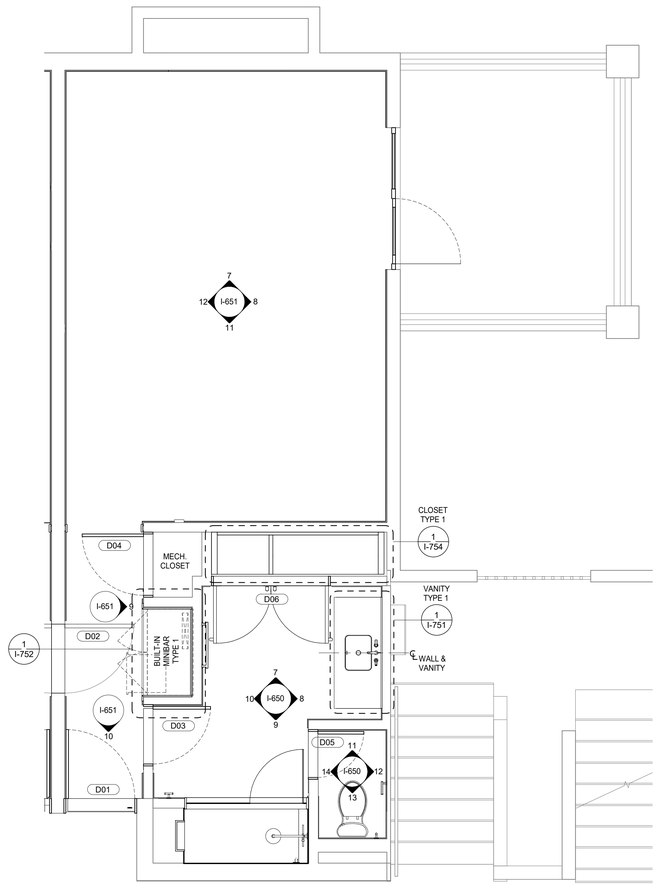

GUESTROOM TYPE K-3.1
ROOM NUMBER
1235
1241
1335
1435
TOTAL ROOMS: 4

2 LA MARINA GUESTROOM K-3.1 KEY PLAN

3/8" = 1'-0"

6/17/2022 6:58:48 PM
The original size of this drawing is 30"x42" Copyright © 2011 WATG. All rights reserved.

Wimberly INTERIORS
a design studio of WATG
strategy planning architecture landscape interiors
new york | NY | 212 274 2626 watg.com

ROYAL BLUE HOSPITALITY, LLC

PO BOX 9832
SAN JUAN, PR 00908
PUERTO RICO

client | consultant

stamp | approval

key plan

no. date issue
issues | revisions

EL CONQUISTADOR RESORT

1000 EL CONQUISTADOR AVENUE
FAJARDO, PR 00738-3711
PUERTO RICO

project logo

BUILDING #5 LA MARINA (LM) - ENLARGED KING GUESTROOM KEY PLAN
sheet title

project no. 195056 date 01/05/21

checked by: MC
drawn by: KR

B5
component

I-155
sheet no.

100% CD SET - LA MARINA - GUESTROOM & SUITES | REV 12 | JUNE 17, 2022 |

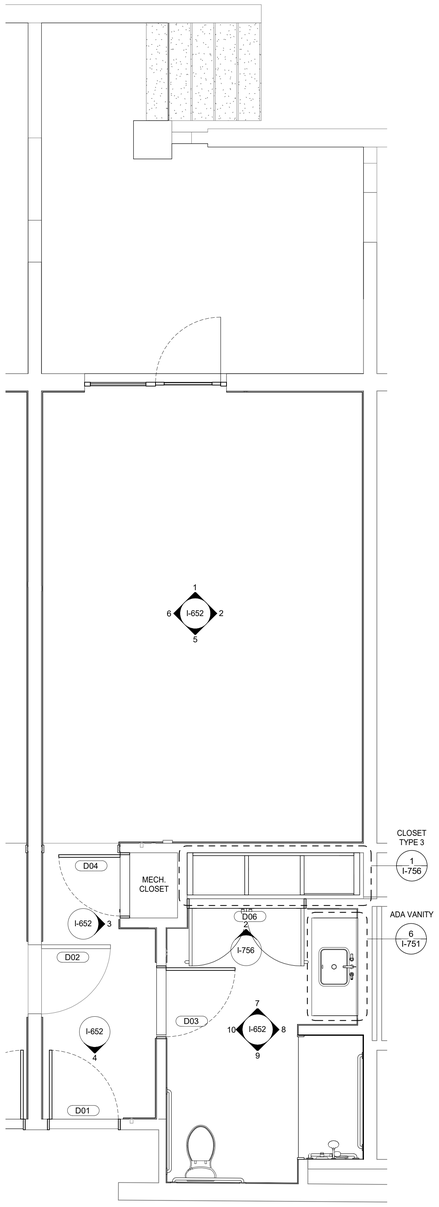

GUESTROOM ADA TYPE K-4
ROOM NUMBER
1116

TOTAL ROOMS: 1

1 LA MARINA ADA GUESTROOM K-4 KEY PLAN

3/8" = 1'-0"

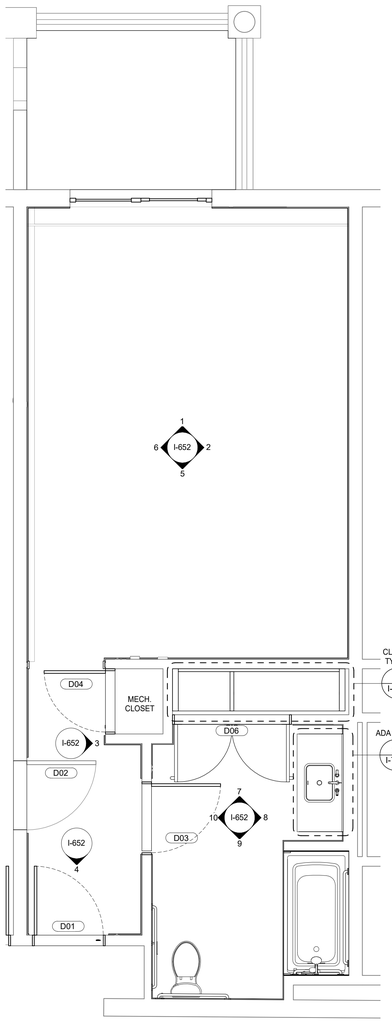

GUESTROOM ADA TYPE K-4.1
ROOM NUMBER
1216
1316
1416

TOTAL ROOMS: 3

2 LA MARINA ADA GUESTROOM K-4.1 KEY PLAN

3/8" = 1'-0"

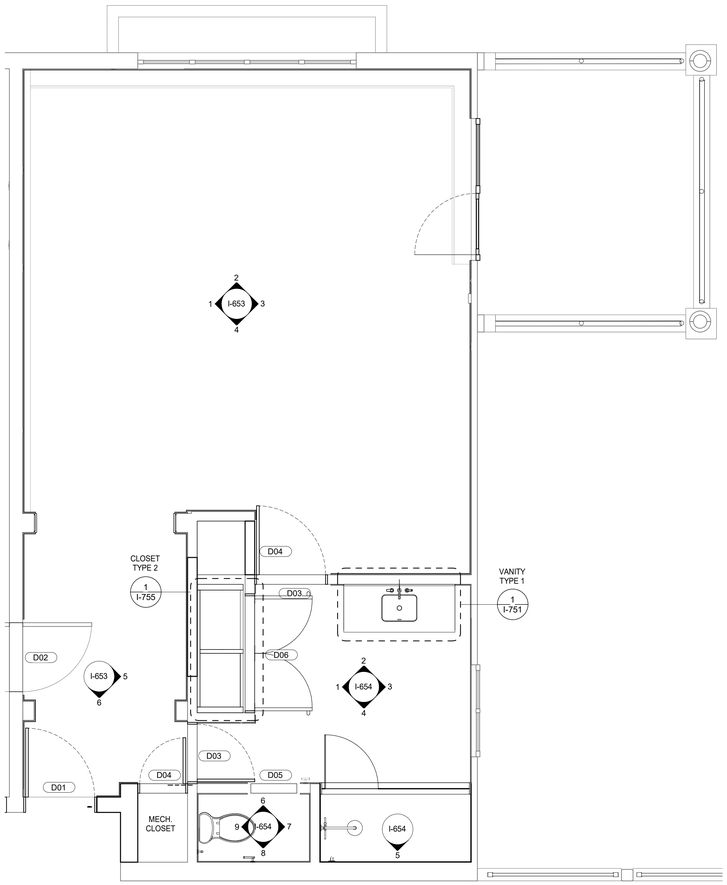

GUESTROOM TYPE K-5
ROOM NUMBER
1407

TOTAL ROOMS: 1

3 LA MARINA GUESTROOM K-5 KEY PLAN

3/8" = 1'-0"

Wimberly INTERIORS
a design studio of WATG
strategy planning architecture landscape interiors
new york | NY | 212 274 2626 watg.com

ROYAL BLUE HOSPITALITY, LLC

PO BOX 9832
SAN JUAN, PR 00908
PUERTO RICO

client | consultant

stamp | approval

key plan

no.	date	issue

issues | revisions

EL CONQUISTADOR RESORT

1000 EL CONQUISTADOR AVENUE
FAJARDO, PR 00738-3711
PUERTO RICO

project logo

BUILDING #5 LA MARINA (LM) - ENLARGED KING GUESTROOM KEY PLAN

sheet title

project no. 195056 date 01/05/21

checked by: MC
drawn by: KR

B5
component

I-156
sheet no.

100% CD SET - LA MARINA - GUESTROOM & SUITES | REV 12 | JUNE 17, 2022 |

6/17/2022 6:58:53 PM
The original size of this drawing is 30"x42"
Copyright © 2011 WATG. All rights reserved.

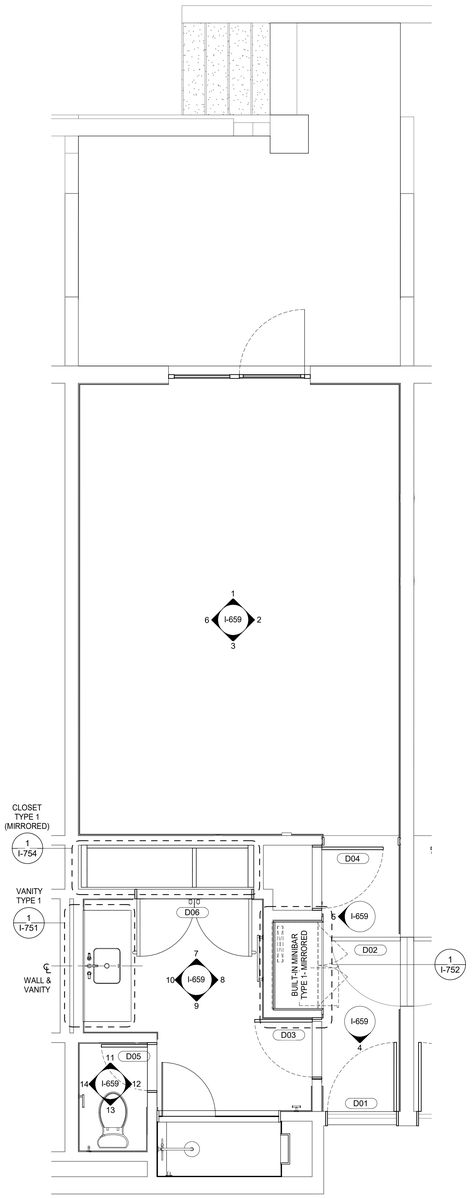

GUESTROOM TYPE QQ-1
ROOM NUMBER
1117
1119
1121
1123
1125
1129
1131

GUESTROOM TYPE QQ-1
ROOM NUMBER
1133
1134
1136
1138
1140
1203
TOTAL ROOMS: 13

1 LA MARINA GUESTROOM QQ-1 KEY PLAN

3/8" = 1'-0"

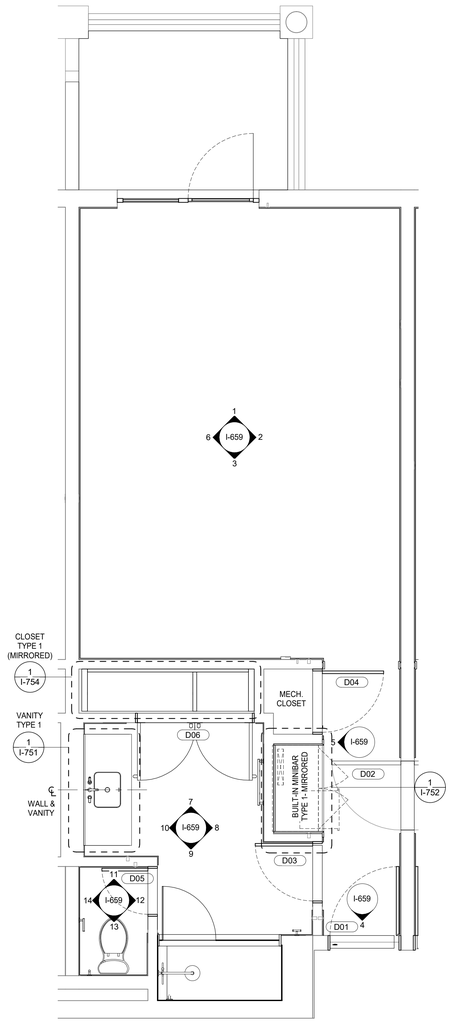

GUESTROOM TYPE QQ-1.1
ROOM NUMBER
1201
1205
1206
1208
1210
1212
1225
1231
1233
1234
1236
1240

GUESTROOM TYPE QQ-1.1
ROOM NUMBER
1301
1303
1305
1306
1308
1310
1312
1321
1325
1331
1333
1334

GUESTROOM TYPE QQ-1.1
ROOM NUMBER
1401
1403
1405
1406
1408
1410
1412
1421
1425
1431
1433
1434
TOTAL ROOMS: 36

2 LA MARINA GUESTROOM QQ-1.1 KEY PLAN

3/8" = 1'-0"

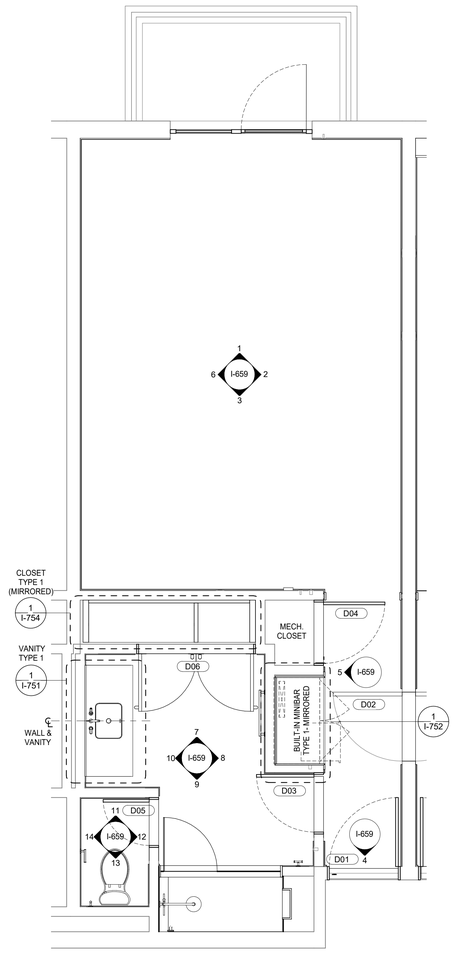

GUESTROOM TYPE QQ-1.2
ROOM NUMBER
1213
1217
1219
1223
1229
1238
1313
1317

GUESTROOM TYPE QQ-1.2
ROOM NUMBER
1319
1323
1329
1413
1417
1419
1423
1429
TOTAL ROOMS: 16

3 LA MARINA GUESTROOM QQ-1.2 KEY PLAN

3/8" = 1'-0"

6/17/2022 6:58:57 PM
The original size of this drawing is 30"x42"
Copyright © 2011 WATG. All rights reserved.

Wimberly INTERIORS
a design studio of WATG
strategy planning architecture landscape interiors
new york | NY | 212 274 2626 watg.com

ROYAL BLUE HOSPITALITY, LLC

PO BOX 9832
SAN JUAN, PR 00908
PUERTO RICO

client | consultant

stamp | approval

key plan

no. date issue
issues | revisions

EL CONQUISTADOR RESORT

1000 EL CONQUISTADOR AVENUE
FAJARDO, PR 00738-3711
PUERTO RICO

project logo

BUILDING #5 LA MARINA (LM) - ENLARGED DOUBLE QUEEN GUESTROOM KEY PLAN

sheet title

project no. 195056 date 01/05/21

checked by: MC
drawn by: KR

B5
component

I-157
sheet no.

100% CD SET - LA MARINA - GUESTROOM & SUITES | REV 12 | JUNE 17, 2022 |

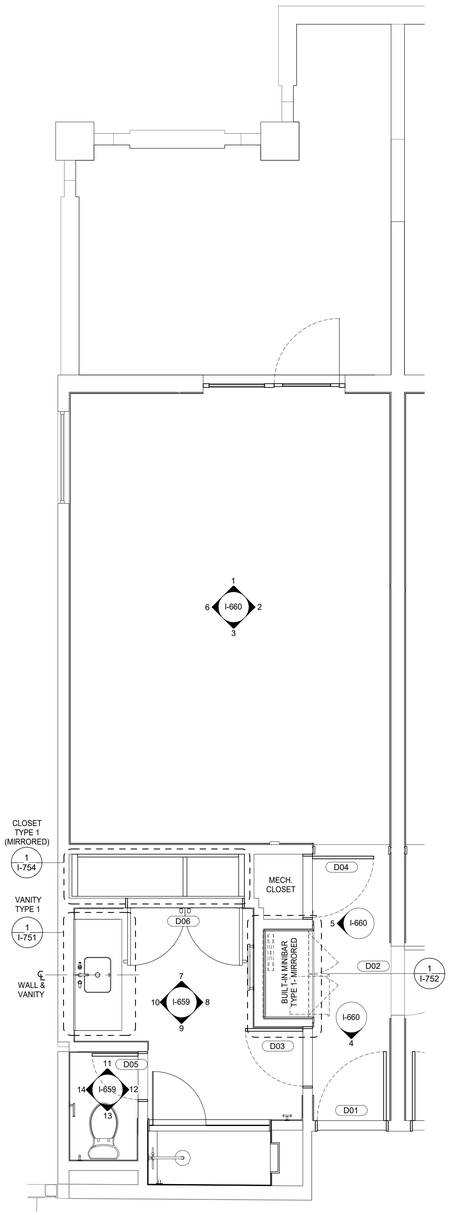

GUESTROOM TYPE QQ-2
ROOM NUMBER
1115
1127
1221

TOTAL ROOMS: 3

1 LA MARINA GUESTROOM QQ-2 KEY PLAN

3/8" = 1'-0"

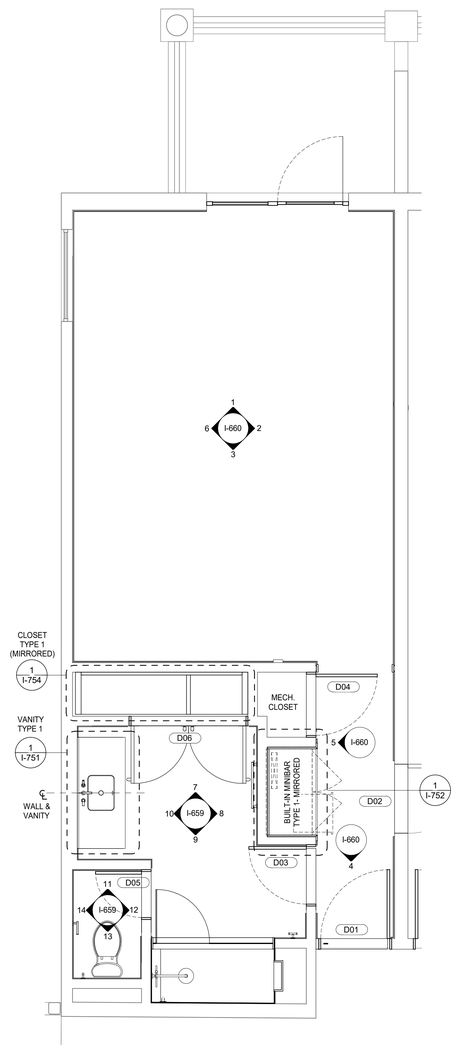

GUESTROOM TYPE QQ-2.1
ROOM NUMBER
1215
1227
1315
1327
1415
1427

TOTAL ROOMS: 6

2 LA MARINA GUESTROOM QQ-2.1 KEY PLAN

3/8" = 1'-0"

6/17/2022 6:59:00 PM
The original size of this drawing is 30"x42"
Copyright © 2011 WATG. All rights reserved.

100% CD SET - LA MARINA - GUESTROOM & SUITES | REV 12 | JUNE 17, 2022 |

Wimberly INTERIORS
a design studio of WATG
strategy planning architecture landscape interiors
new york | NY | 212 274 2626 watg.com

ROYAL BLUE HOSPITALITY, LLC

PO BOX 9832
SAN JUAN, PR 00908
PUERTO RICO

client | consultant

stamp | approval

key plan

no.	date	issue

issues | revisions

EL CONQUISTADOR RESORT

1000 EL CONQUISTADOR AVENUE
FAJARDO, PR 00738-3711
PUERTO RICO

project logo

BUILDING #5 LA MARINA (LM) - ENLARGED DOUBLE QUEEN GUESTROOM KEY PLAN

sheet title

project no. 195056 date 01/05/21

checked by: MC
drawn by: KR

B5
component

I-158
sheet no.

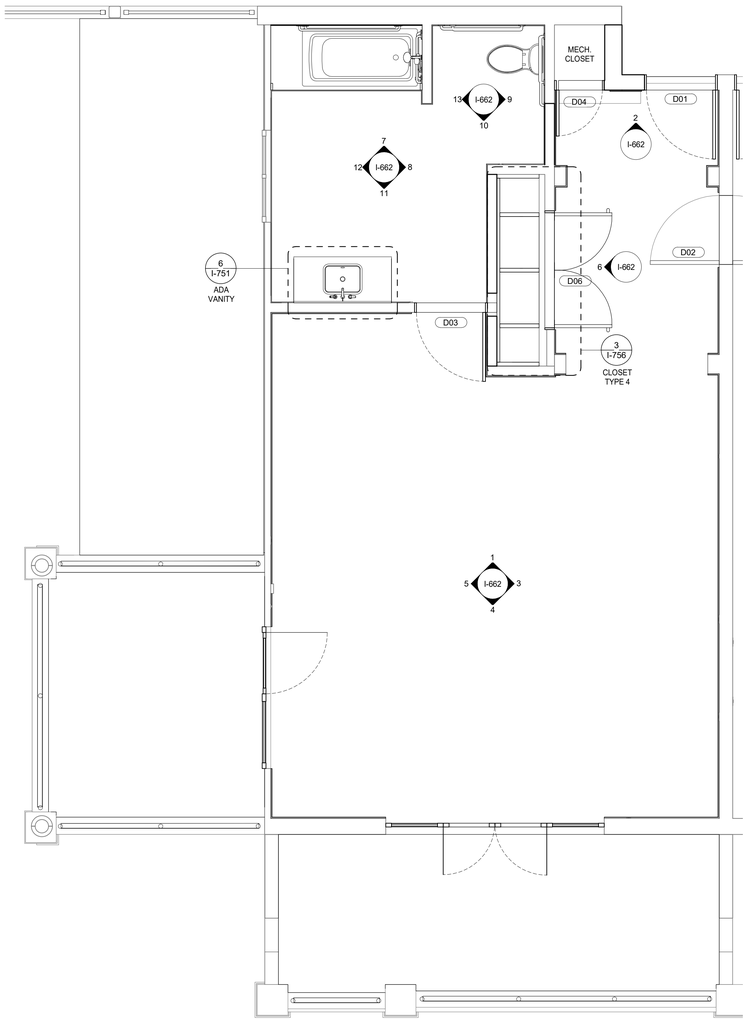

GUESTROOM ADA TYPE...
ROOM NUMBER

1207
1307

TOTAL ROOMS: 2

1 LA MARINA ADA GUESTROOM QQ-4 KEY PLAN

3/8" = 1'-0"

6/17/2022 6:59:03 PM
The original size of this drawing is 30"x42"

Copyright © 2011 WATG. All rights reserved.

100% CD SET - LA MARINA - GUESTROOM & SUITES | REV 12 | JUNE 17, 2022 |

Wimberly INTERIORS
a design studio of WATG
strategy planning architecture landscape interiors
new york | NY | 212 274 2626 watg.com

ROYAL BLUE HOSPITALITY, LLC

PO BOX 9832
SAN JUAN, PR 00908
PUERTO RICO

client | consultant

stamp | approval

key plan

no. date issue
issues | revisions

EL CONQUISTADOR RESORT

1000 EL CONQUISTADOR AVENUE
FAJARDO, PR 00738-3711
PUERTO RICO

project logo

BUILDING #5 LA MARINA (LM) - ENLARGED DOUBLE QUEEN GUESTROOM KEY PLAN

sheet title

project no. 195056 date 04/21/21

checked by: MC
drawn by: KR

B5
component

I-159
sheet no.

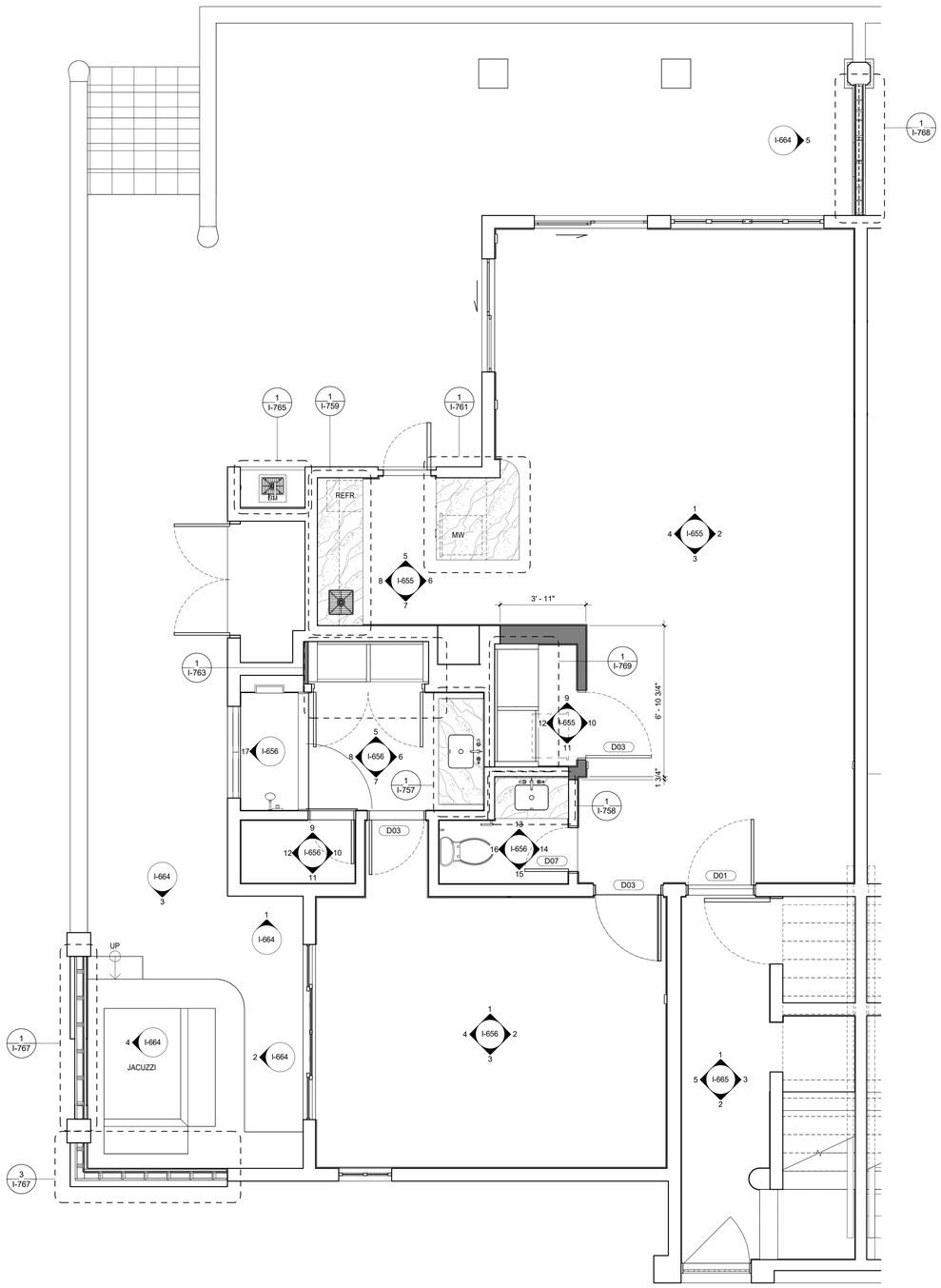

GUEST SUITE TYPE KS-1
ROOM NUMBER

1142
1144

TOTAL ROOMS: 2

1 LA MARINA GUEST SUITE KS-1 KEY PLAN

3/8" = 1'-0"

6/17/2022 6:59:05 PM
The original size of this drawing is 30"x42"
Copyright © 2011 WATG. All rights reserved.

Wimberly INTERIORS
a design studio of WATG
strategy planning architecture landscape interiors
new york | NY | 212 274 2626 watg.com

ROYAL BLUE HOSPITALITY, LLC

PO BOX 9832
SAN JUAN, PR 00908
PUERTO RICO

client | consultant

stamp | approval

key plan

no.	date	issue
10	2022-05-19	LA MARINA PUBLIC AREA MILLWORK UPDATES
9	2022-02-14	GUESTROOM SUITE CORRIDOR
8	2022-01-24	GUESTROOM SUITES JACUZZI AREA REVISION
5	Date 5	GUESTROOM SUITE REVIES PER COMMENTS
4	08-03-2021	GUESTROOM SUITES REVISION

issues | revisions

EL CONQUISTADOR RESORT

1000 EL CONQUISTADOR AVENUE
FAJARDO, PR 00738-3711
PUERTO RICO

project logo

BUILDING #5 LA MARINA (LM) - ENLARGED GUEST SUITES KEY PLAN

sheet title

project no. 195056 date 02/09/21

checked by: Checker
drawn by: Author

B5
component

I-160
sheet no.

100% CD SET - LA MARINA - GUESTROOM & SUITES | REV 12 | JUNE 17, 2022 |

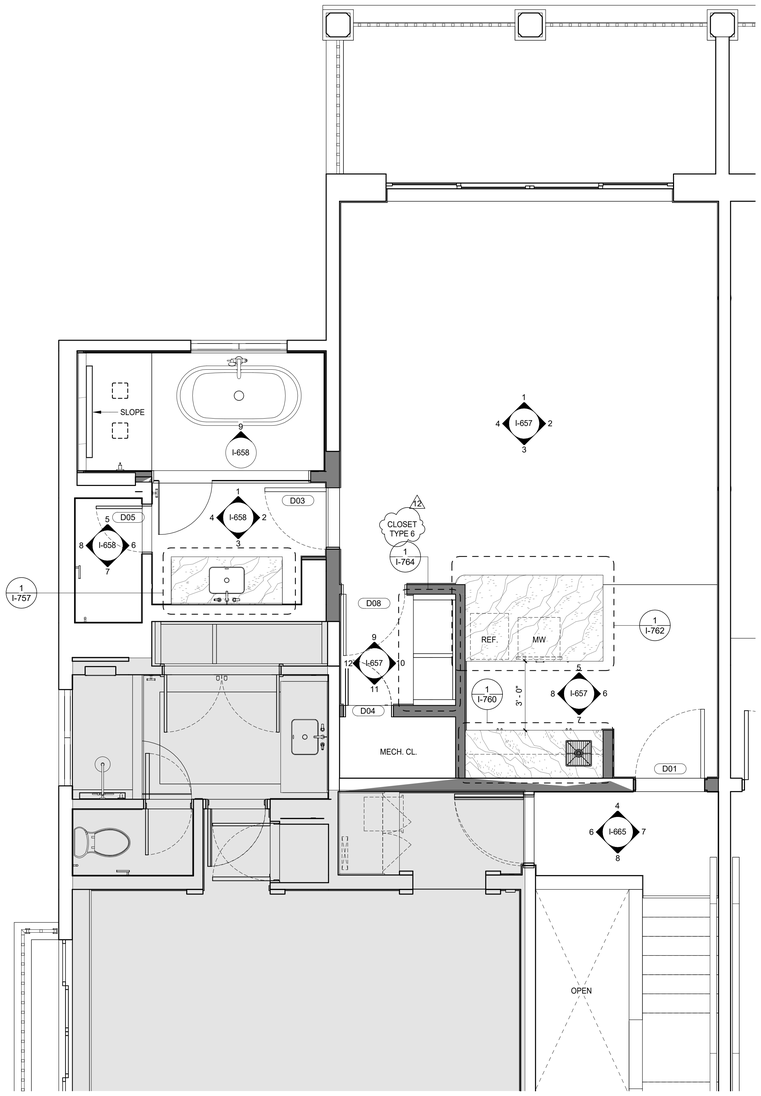

GUEST SUITE TYPE KS-2
ROOM NUMBER
1243
1244
TOTAL ROOMS: 2

1 LA MARINA GUEST SUITE KS-2 KEY PLAN

3/8" = 1'-0"

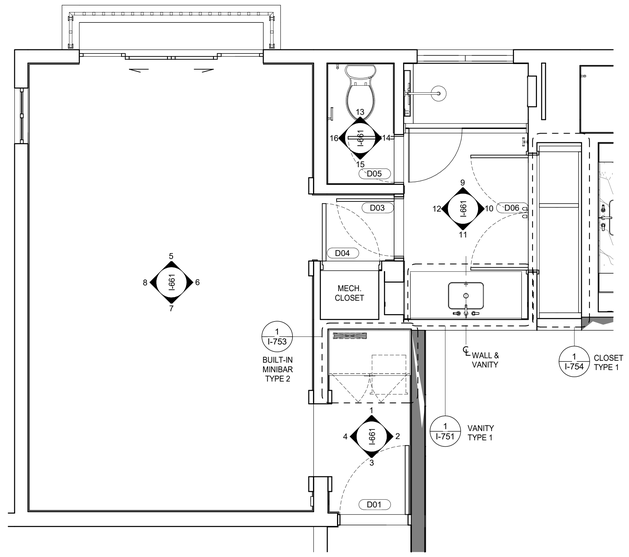

GUESTROOM TYPE QQ-3
ROOM NUMBER
1242
1245
TOTAL ROOMS: 4

2 LA MARINA GUESTROOM QQ-3 KEY PLAN

3/8" = 1'-0"

6/17/2022 6:59:09 PM
The original size of this drawing is 30"x42"
Copyright © 2011 WATG. All rights reserved.

Wimberly INTERIORS
a design studio of WATG
strategy planning architecture landscape interiors
new york | NY | 212 274 2626 watg.com

ROYAL BLUE HOSPITALITY, LLC

PO BOX 9832
SAN JUAN, PR 00908
PUERTO RICO

client | consultant

stamp | approval

key plan

no.	date	issue
12	Date 12	Revision 12
10	2022-05-19	LA MARINA PUBLIC AREA MILLWORK UPDATES

issues | revisions

EL CONQUISTADOR RESORT

1000 EL CONQUISTADOR AVENUE
FAJARDO, PR 00738-3711
PUERTO RICO

project logo

BUILDING #5 LA MARINA (LM) - ENLARGED GUEST SUITES KEY PLAN

sheet title

project no. 195056 date 05/16/22

checked by: Checker
drawn by: Author

B5
component

I-160.1
sheet no.

100% CD SET - LA MARINA - GUESTROOM & SUITES | REV 12 | JUNE 17, 2022 |

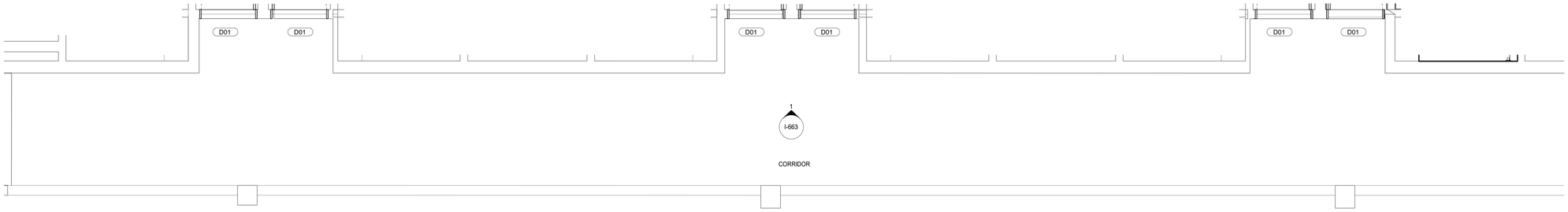

1 GUESTROOM CORRIDOR KEY PLAN

3/8" = 1'-0"

6/17/2022 6:59:11 PM
The original size of this drawing is 30"x42"
Copyright © 2011 WATG. All rights reserved.

100% CD SET - LA MARINA - GUESTROOM & SUITES | REV 12 | JUNE 17, 2022 |

Wimberly INTERIORS

a design studio of WATG

strategy planning architecture landscape interiors

new york | NY | 212 274 2626 watg.com

ROYAL BLUE HOSPITALITY, LLC

PO BOX 9832
SAN JUAN, PR 00908
PUERTO RICO

client | consultant

stamp | approval

key plan

no. date issue

issues | revisions

EL CONQUISTADOR RESORT

1000 EL CONQUISTADOR AVENUE
FAJARDO, PR 00738-3711
PUERTO RICO

project logo

BUILDING #5 LA MARINA (LM) - ENLARGED GUESTROOM CORRIDOR KEY PLAN

sheet title

project no. 195056 date 04/28/21

checked by: MC
drawn by: KR

B5

component

I-161

sheet no.

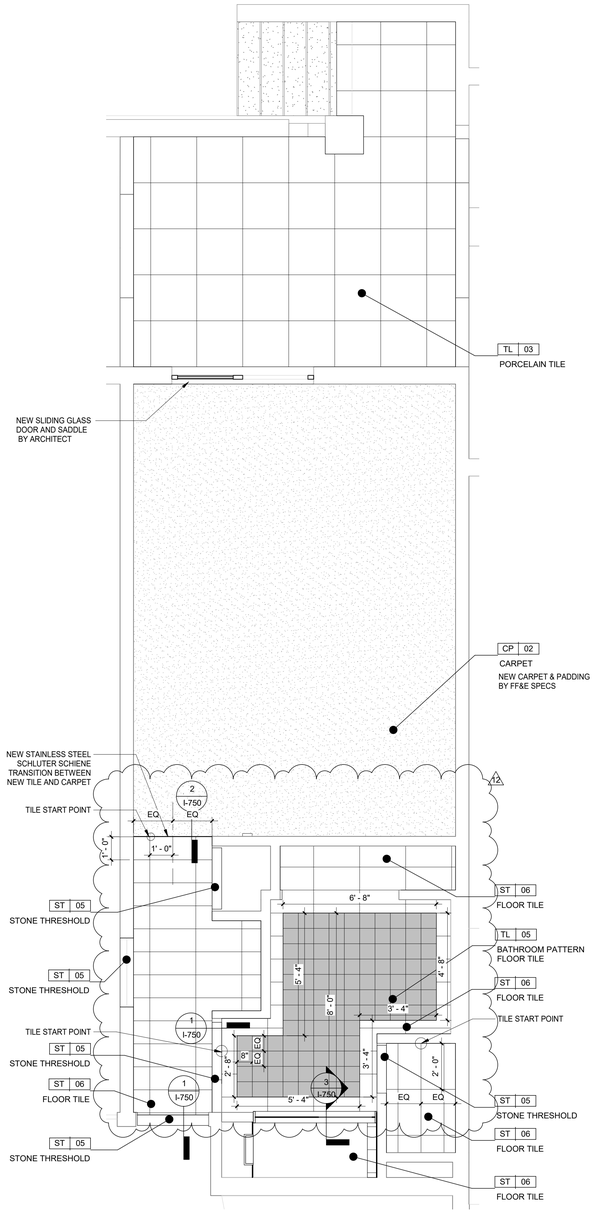

1 **LA MARINA GUESTROOM K-1 FLOOR FINISH PLAN**
3/8" = 1'-0"

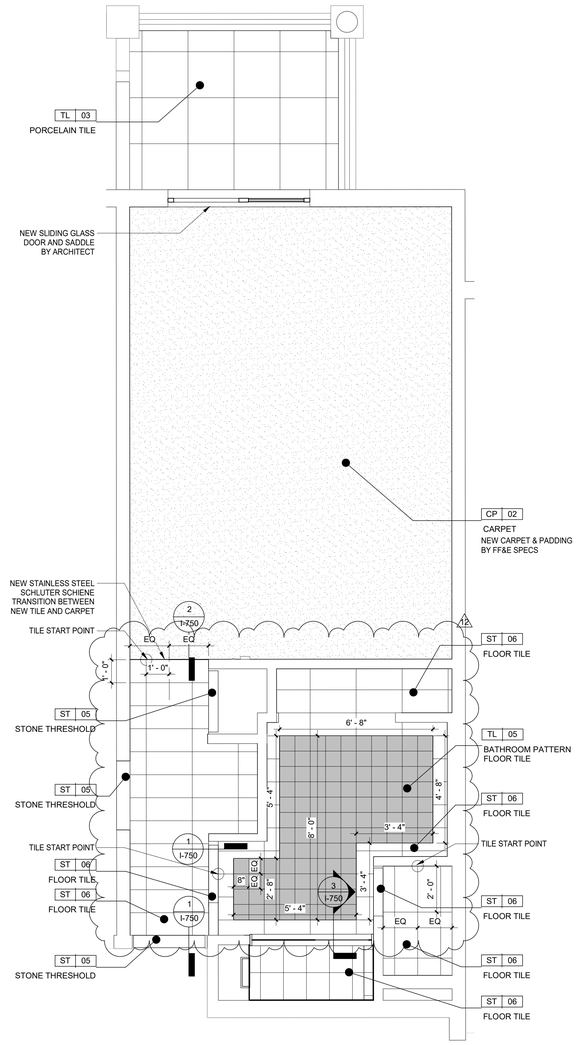

2 **LA MARINA GUESTROOM K-1.1 FLOOR FINISH PLAN**
3/8" = 1'-0"

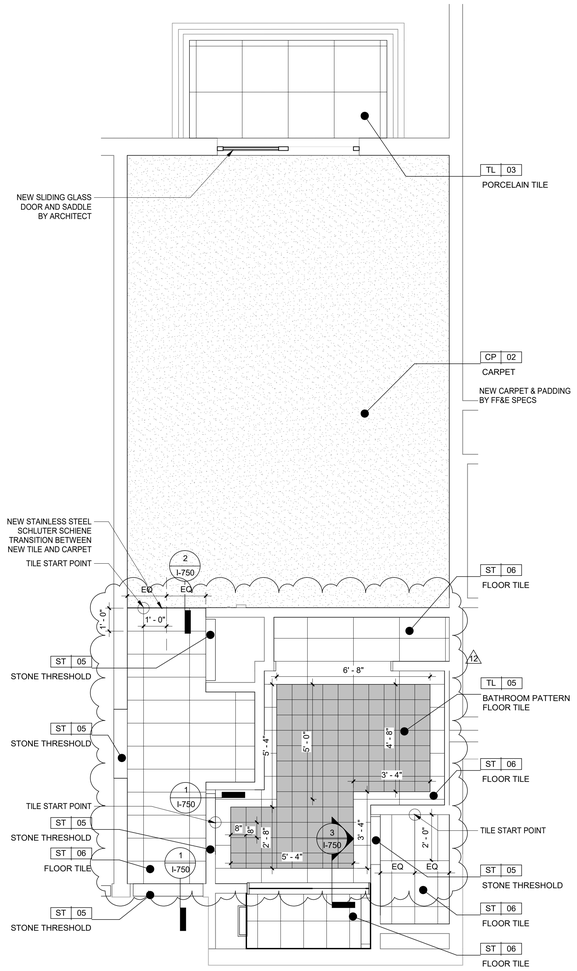

3 **LA MARINA GUESTROOM K-1.2 FLOOR FINISH PLAN**
3/8" = 1'-0"

6/17/2022 6:59:15 PM
The original size of this drawing is 30"x42"
Copyright © 2011 WATG. All rights reserved.

Wimberly INTERIORS
a design studio of WATG
strategy planning architecture landscape interiors
new york | NY | 212 274 2626 watg.com

ROYAL BLUE HOSPITALITY, LLC
PO BOX 9832
SAN JUAN, PR 00908
PUERTO RICO

client | consultant

stamp | approval

100% CD SET - LA MARINA - GUESTROOM & SUITES | REV 12 | JUNE 17, 2022 |

key plan

no.	date	issue
12	Date 12	Revision 12

issues | revisions

EL CONQUISTADOR RESORT
1000 EL CONQUISTADOR AVENUE
FAJARDO, PR 00738-3711
PUERTO RICO

project logo

BUILDING #5 LA MARINA (LM) - ENLARGED KING GUESTROOM FLOOR FINISH PLAN
sheet title

project no. 195056 date 02/09/21
checked by: MC
drawn by: KR

B5
component

I-253
sheet no.

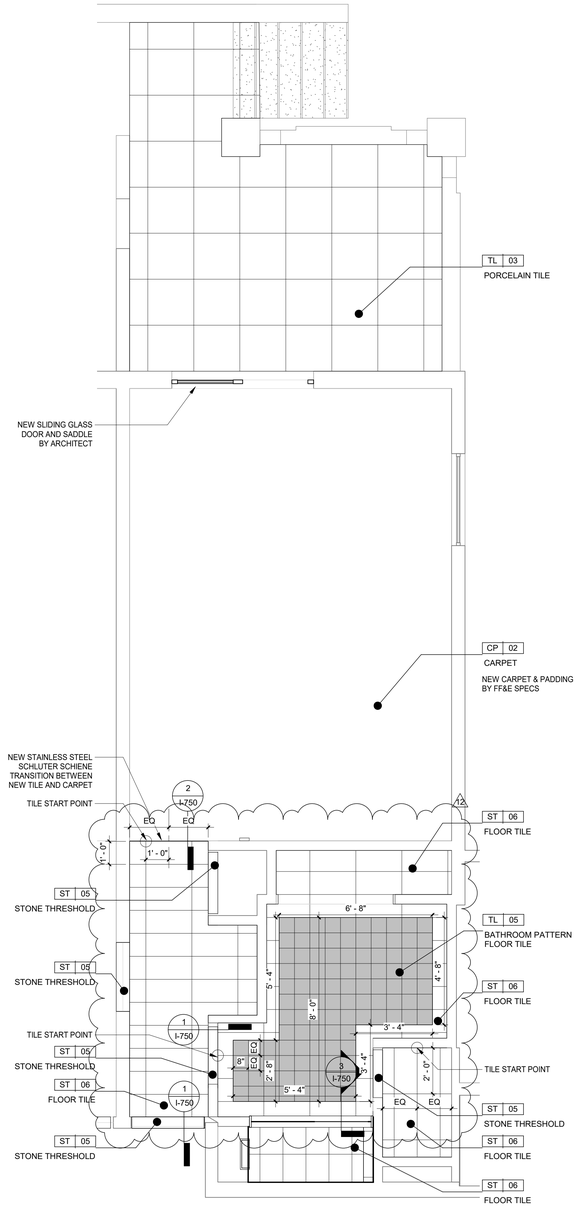

1 **LA MARINA GUESTROOM K-2 FLOOR FINISH PLAN**
3/8" = 1'-0"

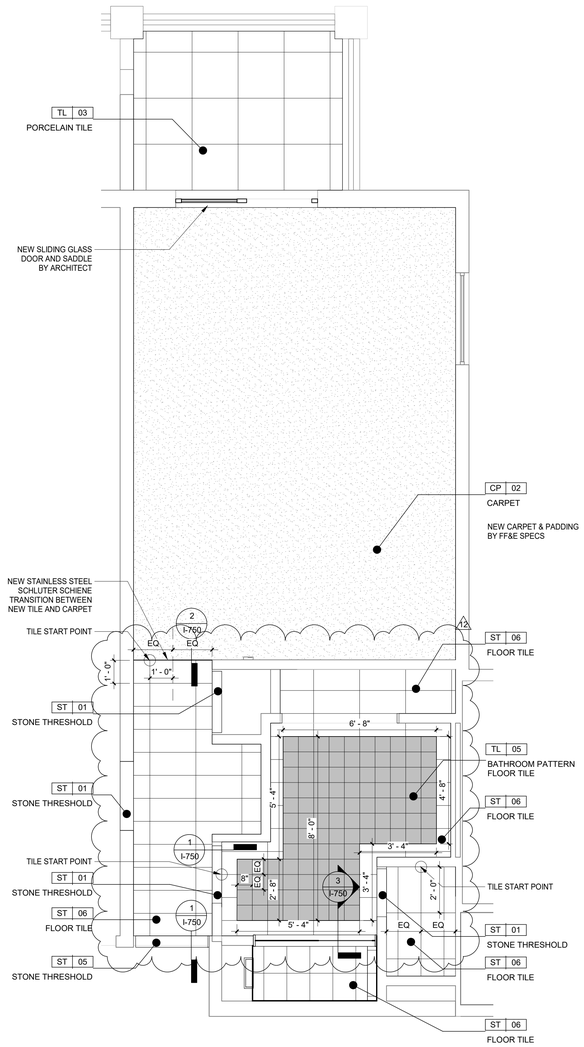

2 **LA MARINA GUESTROOM K-2.1 FLOOR FINISH PLAN**
3/8" = 1'-0"

6/17/2022 6:59:18 PM
The original size of this drawing is 30"x42"
Copyright © 2011 WATG. All rights reserved.

Wimberly INTERIORS
a design studio of WATG
strategy planning architecture landscape interiors
new york | NY | 212 274 2626 watg.com

ROYAL BLUE HOSPITALITY, LLC
PO BOX 9832
SAN JUAN, PR 00908
PUERTO RICO

client | consultant

stamp | approval

100% CD SET - LA MARINA - GUESTROOM & SUITES | REV 12 | JUNE 17, 2022 |

key plan

no.	date	issue
12	Date 12	Revision 12

issues | revisions

EL CONQUISTADOR RESORT
1000 EL CONQUISTADOR AVENUE
FAJARDO, PR 00738-3711
PUERTO RICO

project logo

BUILDING #5 LA MARINA (LM) - ENLARGED KING GUESTROOM FLOOR FINISH PLAN
sheet title

project no. 195056 date 02/09/21

checked by: Checker
drawn by: Author

B5
component

I-254
sheet no.

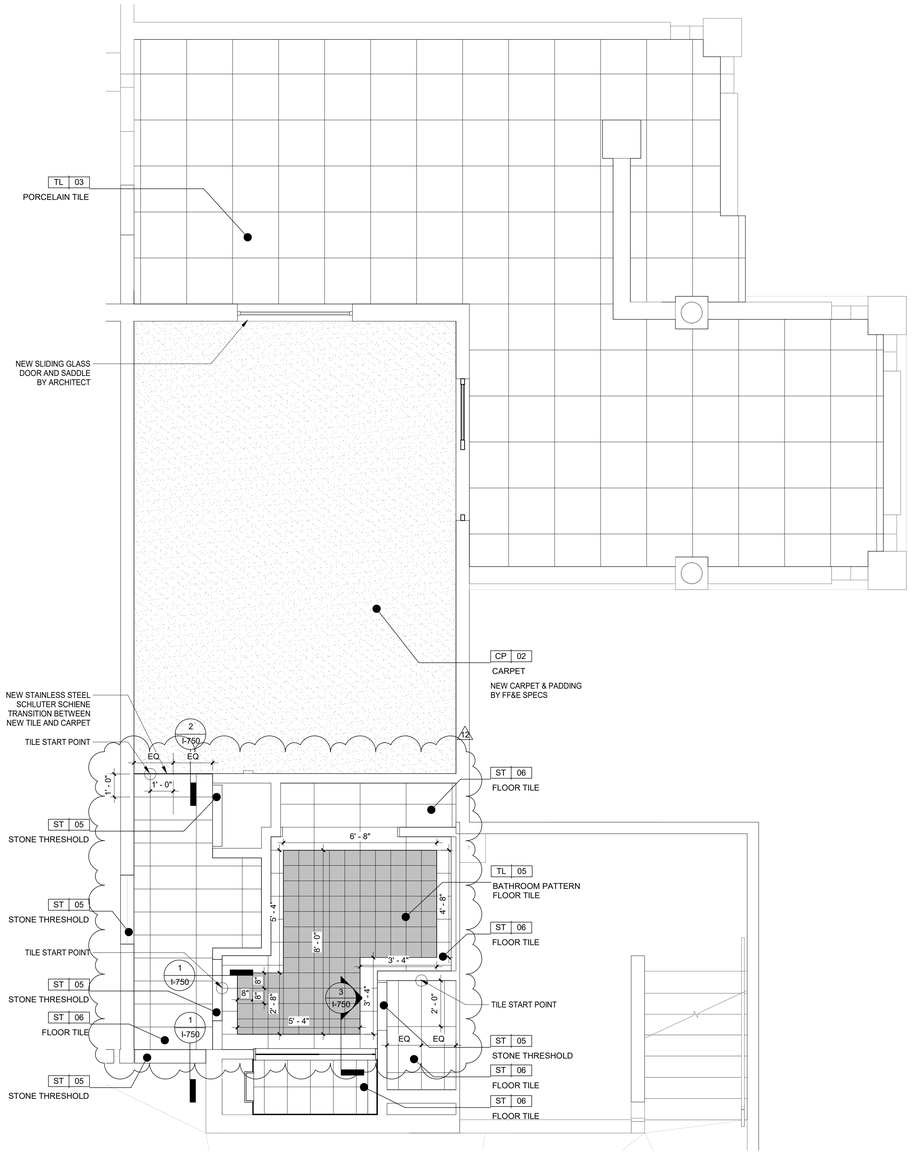

1 **LA MARINA GUESTROOM K-3 FLOOR FINISH PLAN**
3/8" = 1'-0"

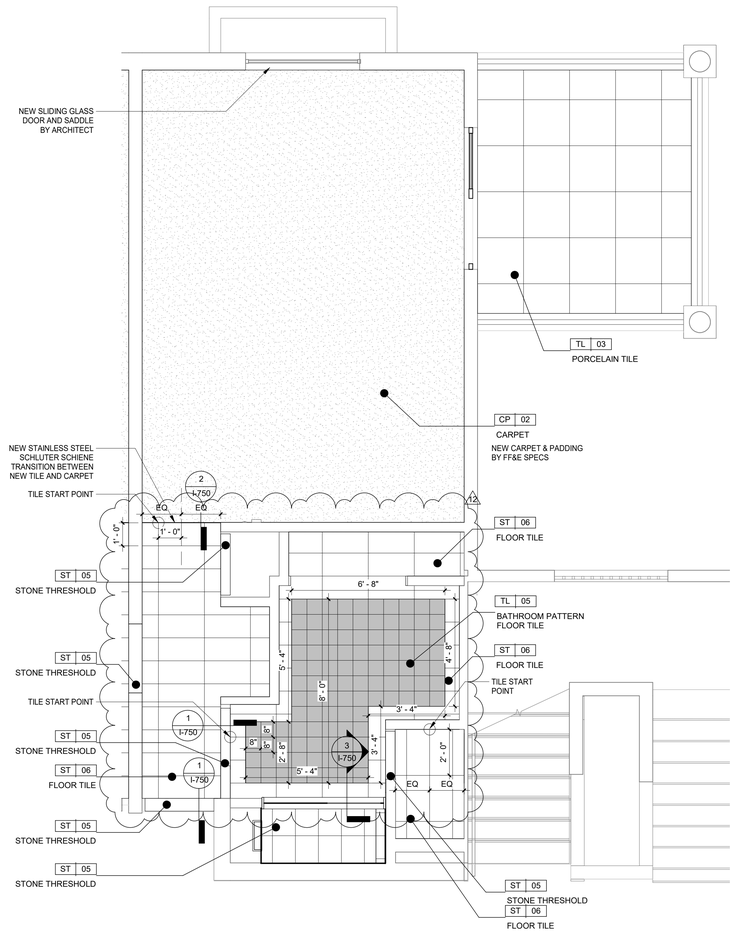

2 **LA MARINA GUESTROOM K-3.1 KEY PLAN**
3/8" = 1'-0"

Wimberly INTERIORS
a design studio of WATG
strategy planning architecture landscape interiors
new york | NY | 212 274 2626 watg.com

ROYAL BLUE HOSPITALITY, LLC
PO BOX 9832
SAN JUAN, PR 00908
PUERTO RICO

client | consultant

stamp | approval

key plan

no.	date	issue
12	Date 12	Revision 12

issues | revisions

EL CONQUISTADOR RESORT
1000 EL CONQUISTADOR AVENUE
FAJARDO, PR 00738-3711
PUERTO RICO

project logo

BUILDING #5 LA MARINA (LM) - ENLARGED KING GUESTROOM FLOOR FINISH PLAN

sheet title

project no. 195056 date 02/10/21

checked by: Checker
drawn by: Author

B5
component

I-255
sheet no.

100% CD SET - LA MARINA - GUESTROOM & SUITES | REV 12 | JUNE 17, 2022 |

6/17/2022 6:59:21 PM
The original size of this drawing is 30"x42"

Copyright © 2011 WATG. All rights reserved.

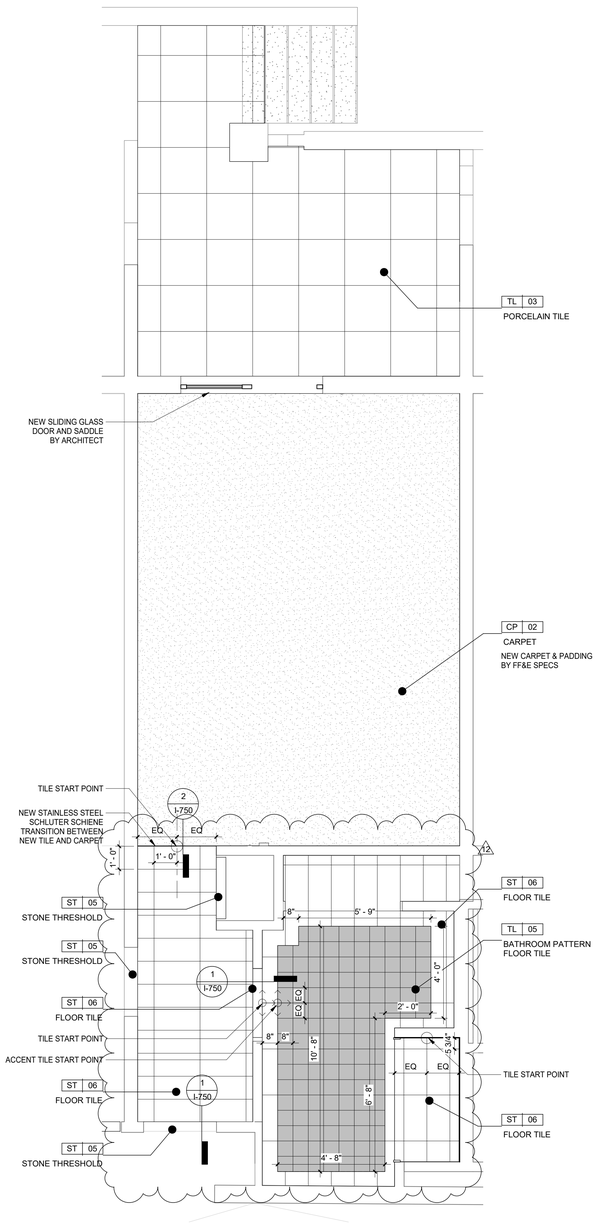

1 **LA MARINA ADA GUESTROOM K-4 FLOOR FINISH PLAN**
3/8" = 1'-0"

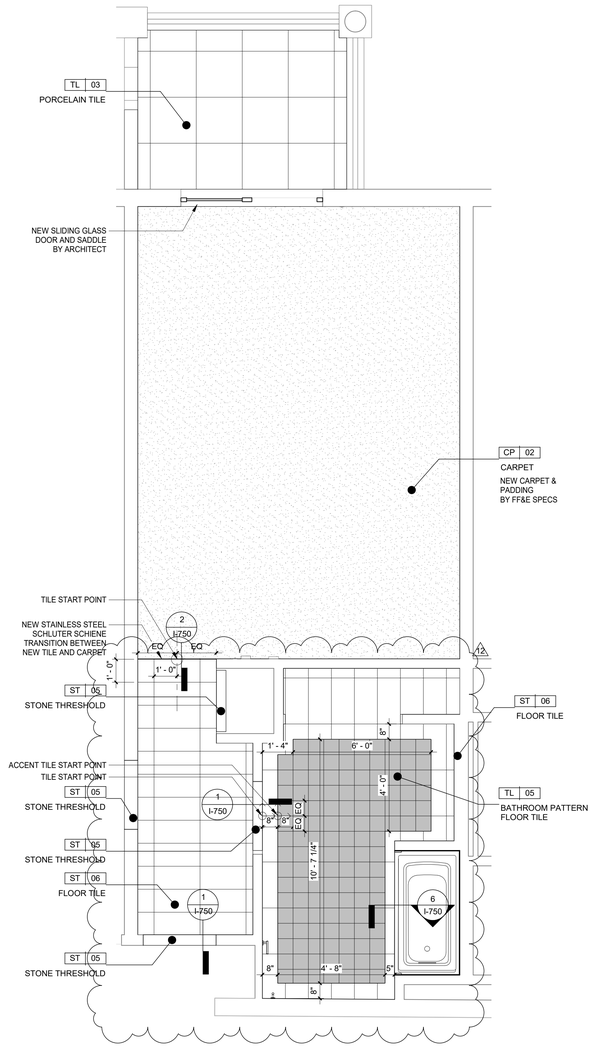

2 **LA MARINA ADA GUESTROOM K-4.1 FLOOR FINISH PLAN**
3/8" = 1'-0"

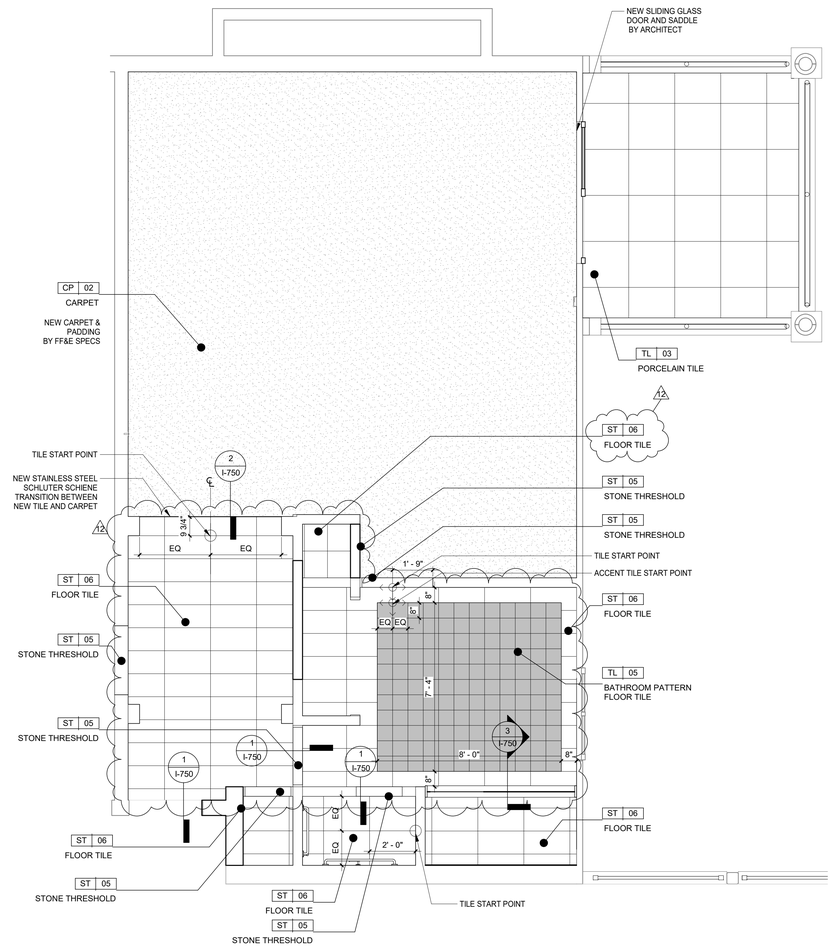

3 **LA MARINA GUESTROOM K-5 FLOOR FINISH PLAN**
3/8" = 1'-0"

6/17/2022 6:59:26 PM
The original size of this drawing is 30"x42"
Copyright © 2011 WATG. All rights reserved.

Wimberly INTERIORS
a design studio of WATG
strategy planning architecture landscape interiors
new york | NY | 212 274 2626 watg.com

ROYAL BLUE HOSPITALITY, LLC
PO BOX 9832
SAN JUAN, PR 00908
PUERTO RICO

client | consultant

stamp | approval

key plan

no.	date	issue
12	Date 12	Revision 12
11	2022-06-03	LA MARINA GUEST SUITES UPDATES

issues | revisions

EL CONQUISTADOR RESORT
1000 EL CONQUISTADOR AVENUE
FAJARDO, PR 00738-3711
PUERTO RICO

project logo

BUILDING #5 LA MARINA (LM) - ENLARGED KING GUESTROOM FLOOR FINISH PLAN

sheet title

project no. 195056 date 02/10/21

checked by: Checker
drawn by: Author

B5
component

I-256
sheet no.

100% CD SET - LA MARINA - GUESTROOM & SUITES | REV 12 | JUNE 17, 2022 |

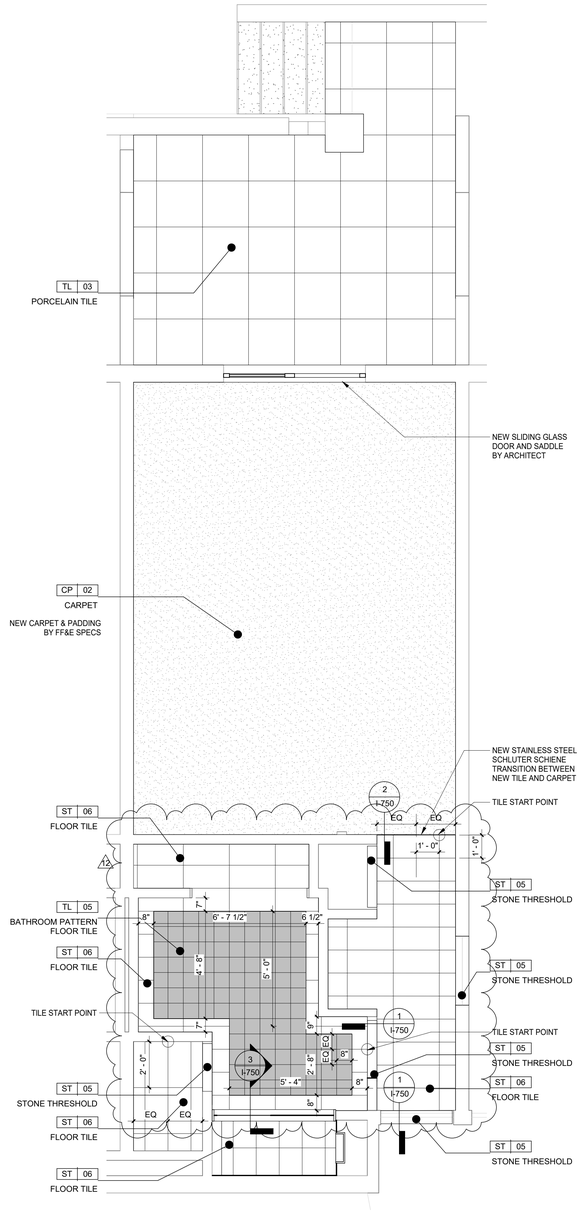

1 **LA MARINA GUESTROOM QQ-1 FLOOR FINISH PLAN**
3/8" = 1'-0"

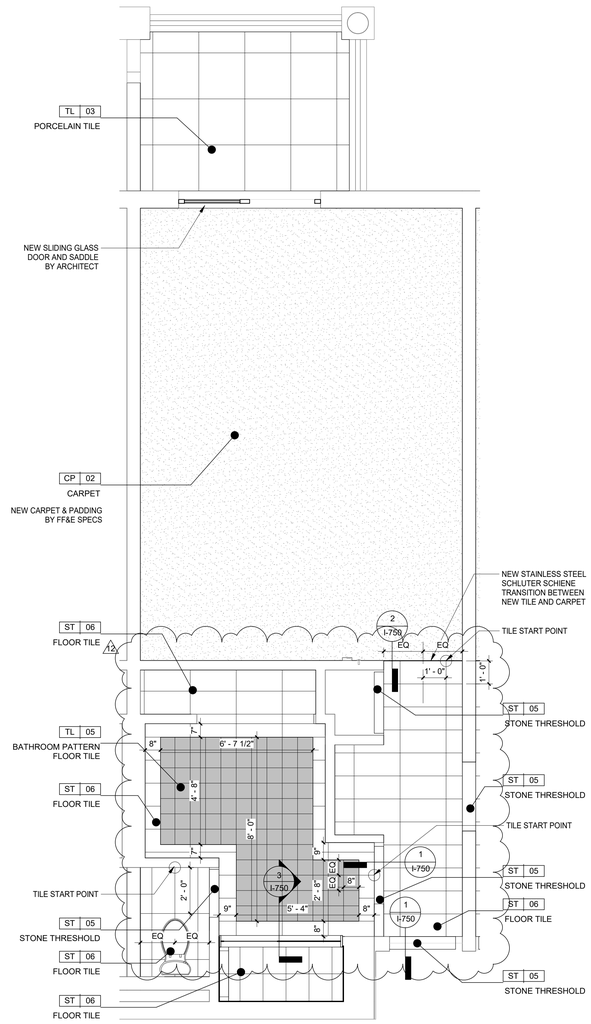

2 **LA MARINA GUESTROOM QQ-1.1 FLOOR FINISH PLAN**
3/8" = 1'-0"

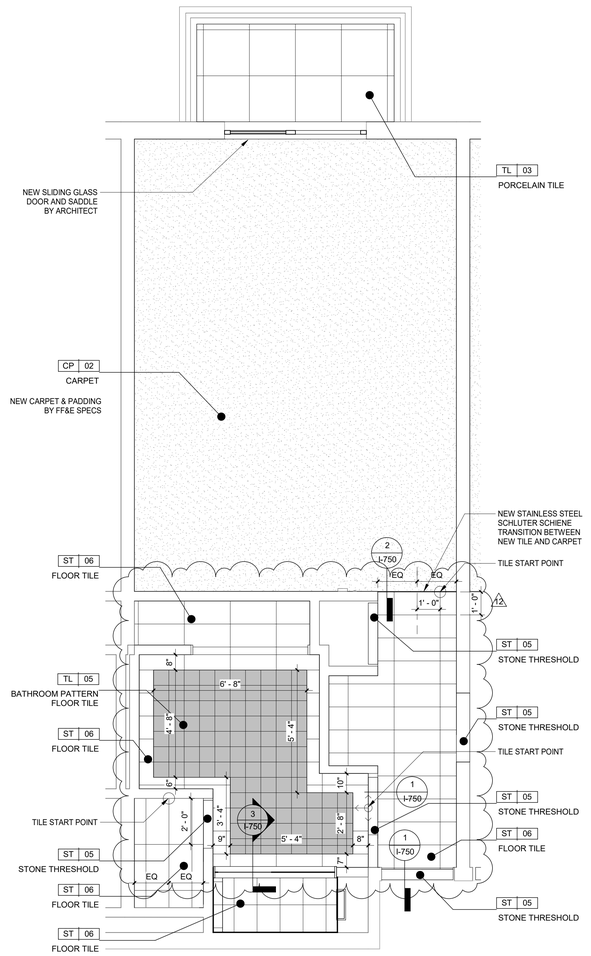

3 **LA MARINA GUESTROOM QQ-1.2 FLOOR FINISH PLAN**
3/8" = 1'-0"

6/17/2022 6:59:29 PM
The original size of this drawing is 30"x42"
Copyright © 2011 WATG. All rights reserved.

Wimberly INTERIORS
a design studio of WATG
strategy planning architecture landscape interiors
new york | NY | 212 274 2626 watg.com

ROYAL BLUE HOSPITALITY, LLC
PO BOX 9832
SAN JUAN, PR 00908
PUERTO RICO

client | consultant

stamp | approval

key plan

no.	date	issue
12	Date 12	Revision 12

issues | revisions

EL CONQUISTADOR RESORT
1000 EL CONQUISTADOR AVENUE
FAJARDO, PR 00738-3711
PUERTO RICO

project logo

BUILDING #5 LA MARINA (LM) - ENLARGED DOUBLE QUEEN GUESTROOM FLOOR FINISH PLAN

sheet title

project no. 195056 date 02/10/21

checked by: Checker
drawn by: Author

B5
component

I-257
sheet no.

100% CD SET - LA MARINA - GUESTROOM & SUITES | REV 12 | JUNE 17, 2022 |

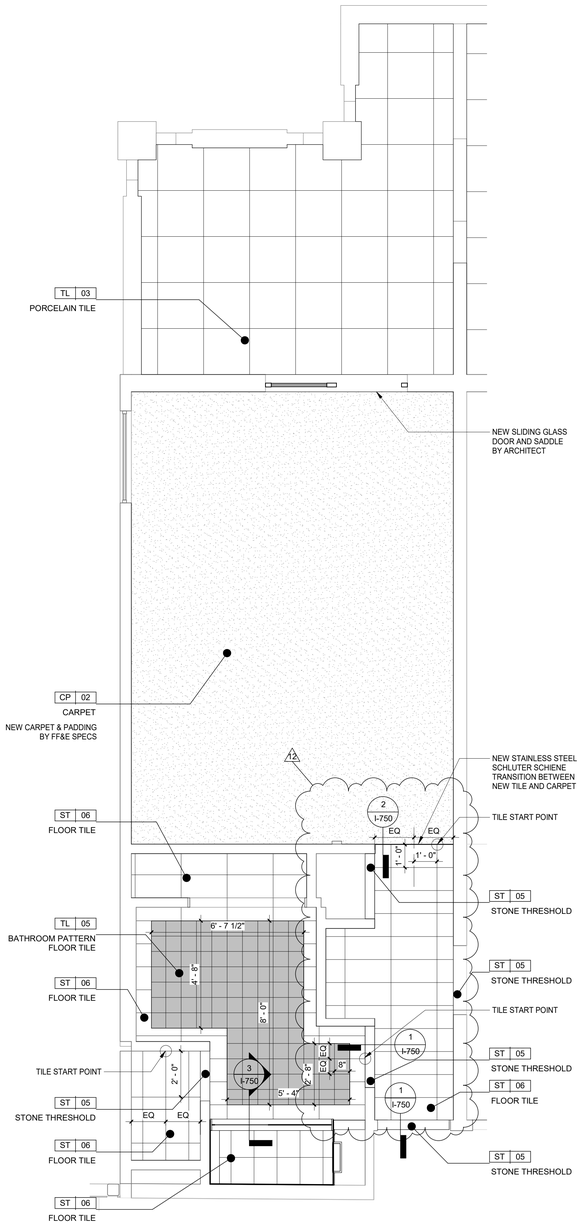

1 LA MARINA GUESTROOM QQ-2 FLOOR FINISH PLAN

3/8" = 1'-0"

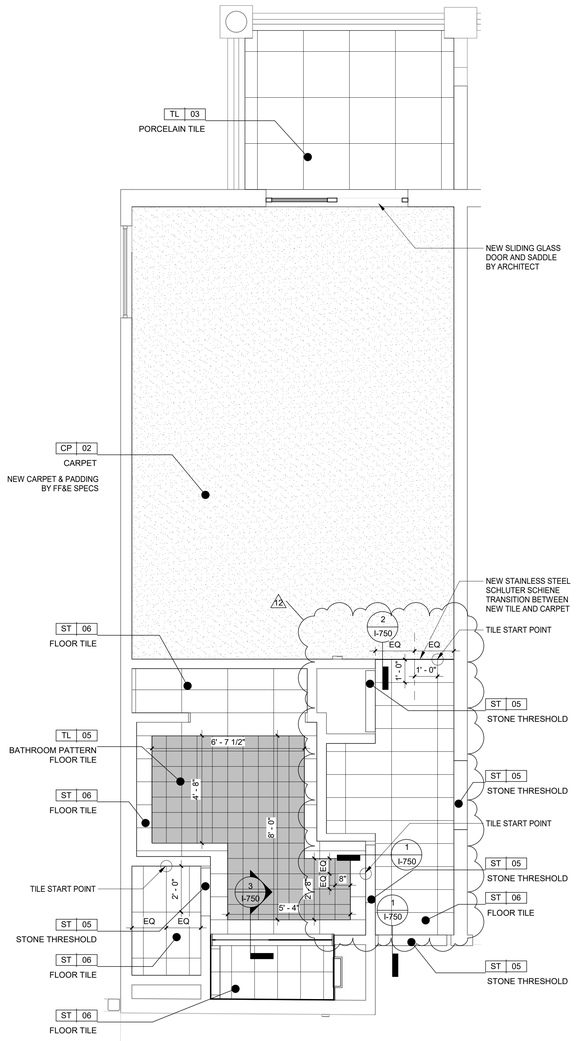

2 LA MARINA GUESTROOM QQ-2.1 FLOOR FINISH PLAN

3/8" = 1'-0"

Wimberly INTERIORS
a design studio of WATG

strategy planning architecture landscape interiors

new york | NY | 212 274 2626 watg.com

ROYAL BLUE HOSPITALITY, LLC

PO BOX 9832
SAN JUAN, PR 00908
PUERTO RICO

client | consultant

stamp | approval

key plan

100% CD SET - LA MARINA - GUESTROOM & SUITES | REV 12 | JUNE 17, 2022 |

no.	date	issue
12	Date 12	Revision 12

issues | revisions

EL CONQUISTADOR RESORT

1000 EL CONQUISTADOR AVENUE
FAJARDO, PR 00738-3711
PUERTO RICO

project logo

BUILDING #5 LA MARINA (LM) - ENLARGED DOUBLE QUEEN GUESTROOM FLOOR FINISH PLAN

sheet title

project no. 195056 date 02/11/21

checked by: Checker
drawn by: Author

B5
component

I-258
sheet no.

6/17/2022 6:59:33 PM
The original size of this drawing is 30"x42"
Copyright © 2011 WATG. All rights reserved.

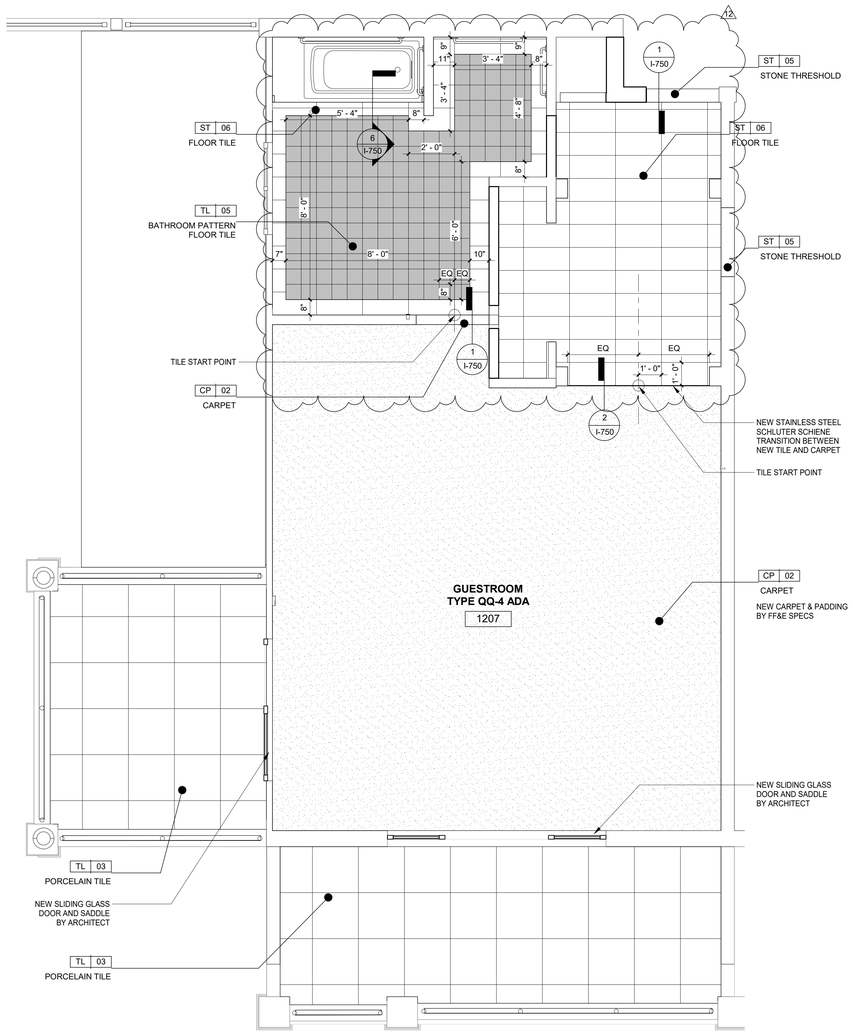

1 LA MARINA ADA GUESTROOM QQ-4 FLOOR FINISH PLAN

3/8" = 1'-0"

6/17/2022 6:59:34 PM
The original size of this drawing is 30"x42"
Copyright © 2011 WATG. All rights reserved.

Wimberly INTERIORS
a design studio of WATG
strategy planning architecture landscape interiors
new york | NY | 212 274 2626 watg.com

ROYAL BLUE HOSPITALITY, LLC

PO BOX 9832
SAN JUAN, PR 00908
PUERTO RICO

client | consultant

stamp | approval

key plan

no.	date	issue
12	Date 12	Revision 12

issues | revisions

EL CONQUISTADOR RESORT

1000 EL CONQUISTADOR AVENUE
FAJARDO, PR 00738-3711
PUERTO RICO

project logo

BUILDING #5 LA MARINA (LM) - ENLARGED DOUBLE QUEEN GUESTROOM FLOOR FINISH PLAN

sheet title

project no. 195056 date 04/21/21

checked by: MC
drawn by: KR

B5
component

I-259
sheet no.

100% CD SET - LA MARINA - GUESTROOM & SUITES | REV 12 | JUNE 17, 2022 |

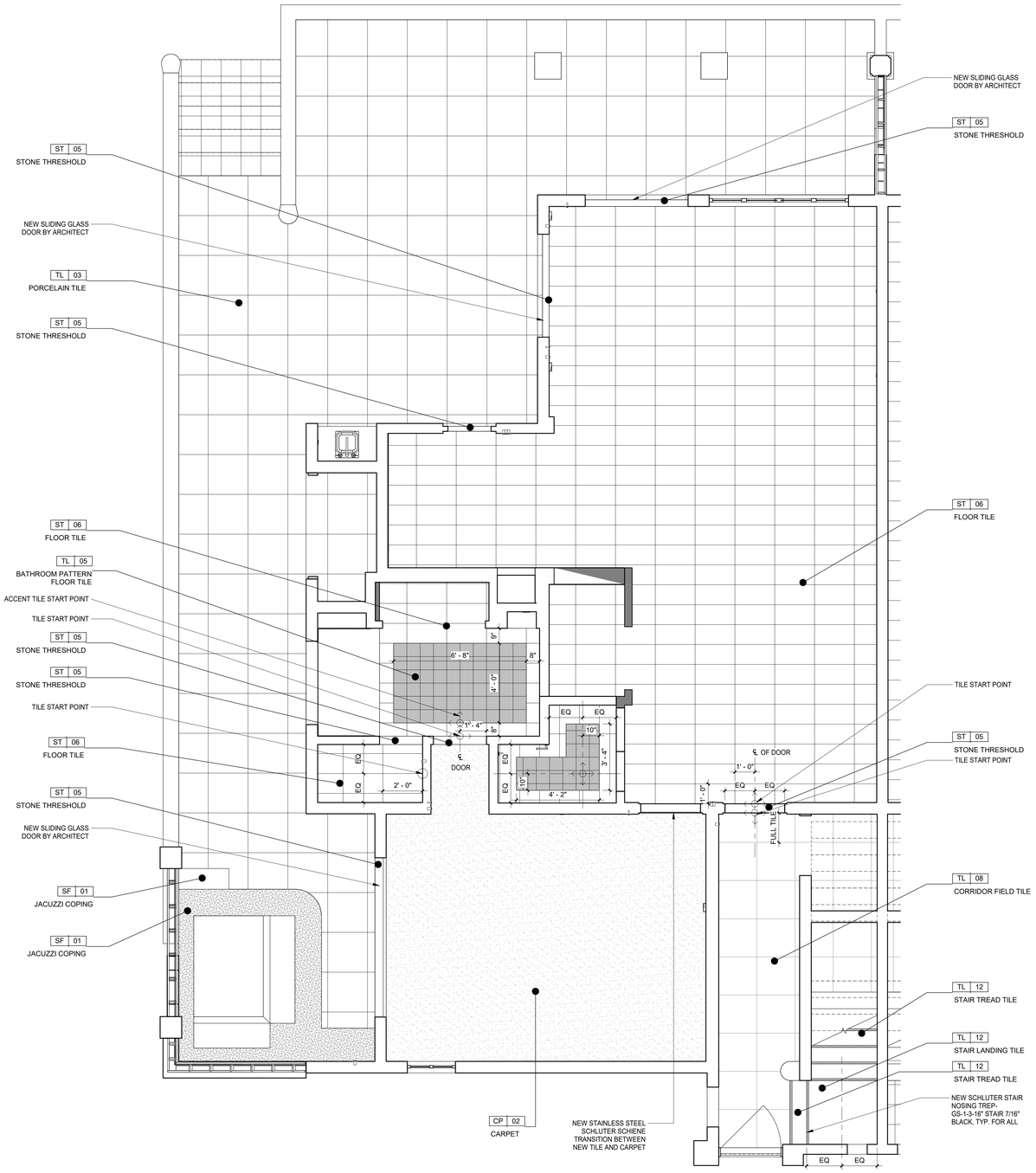

1 **LA MARINA GUEST SUITE KS-1 FLOOR FINISH PLAN**
3/8" = 1'-0"

6/17/2022 6:59:36 PM
The original size of this drawing is 30"x42"
Copyright © 2011 WATG. All rights reserved.

Wimberly INTERIORS
a design studio of WATG
strategy planning architecture landscape interiors
new york | NY | 212 274 2626 watg.com

ROYAL BLUE HOSPITALITY, LLC
PO BOX 9832
SAN JUAN, PR 00908
PUERTO RICO

client | consultant

stamp | approval

key plan

no.	date	issue
11	2022-06-03	LA MARINA GUEST SUITES UPDATES
9	2022-02-14	GUESTROOM SUITE CORRIDOR
8	2022-01-24	GUESTROOM SUITES JACUZZI AREA REVISION
5	Date 5	GUESTROOM SUITE REVIES PER COMMENTS
4	08-03-2021	GUESTROOM SUITES REVISION

issues | revisions

EL CONQUISTADOR RESORT
1000 EL CONQUISTADOR AVENUE
FAJARDO, PR 00738-3711
PUERTO RICO

project logo

BUILDING #5 LA MARINA (LM) - ENLARGED GUEST SUITES FLOOR FINISH PLAN

sheet title

project no. 195056 date 02/11/21

checked by: Checker
drawn by: Author

B5
component

I-260
sheet no.

100% CD SET - LA MARINA - GUESTROOM & SUITES | REV 12 | JUNE 17, 2022 |

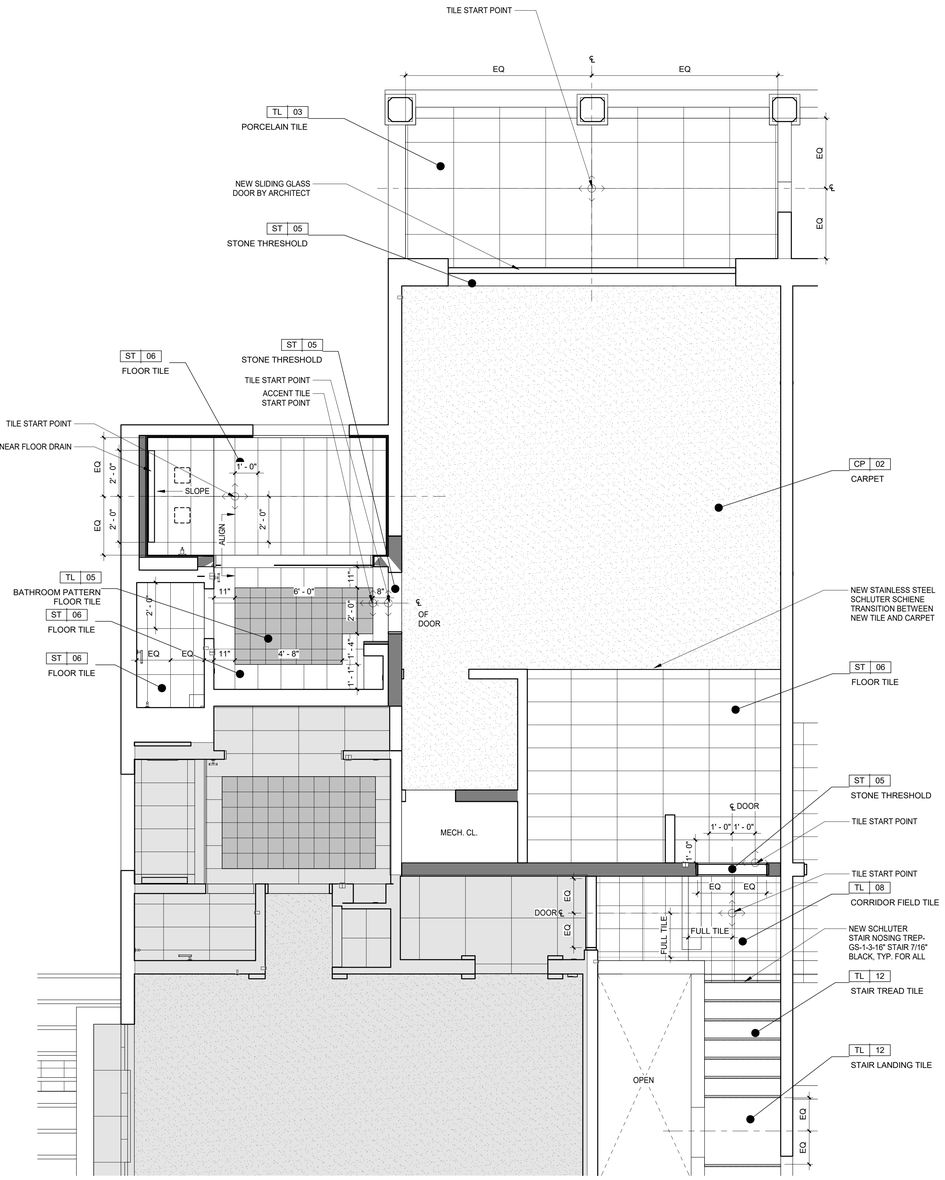

1 LA MARINA GUEST SUITE KS-2 FLOOR FINISH PLAN

3/8" = 1'-0"

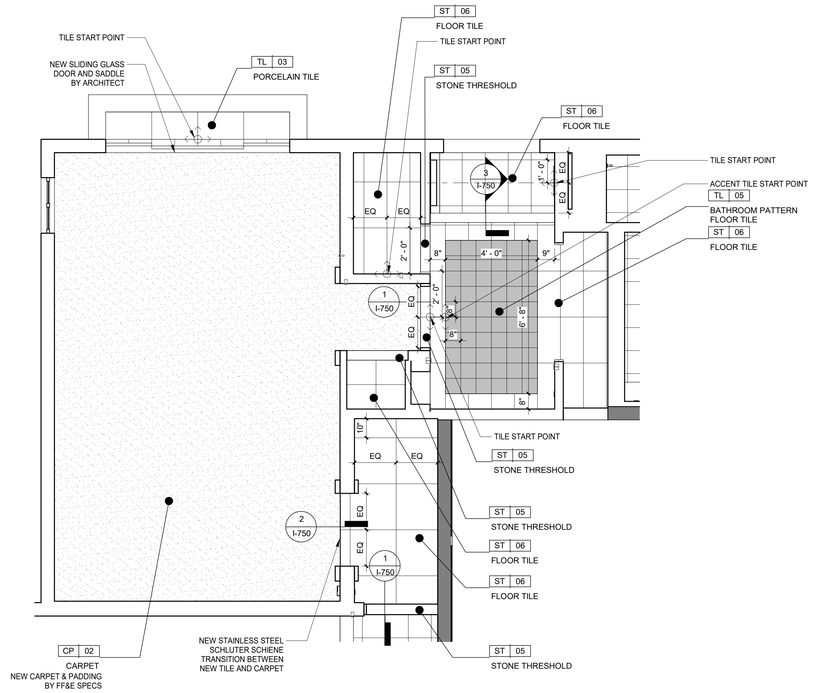

2 LA MARINA GUESTROOM QQ-3 FLOOR FINISH PLAN

3/8" = 1'-0"

6/17/2022 6:59:39 PM
The original size of this drawing is 30"x42"
Copyright © 2011 WATG. All rights reserved.

Wimberly INTERIORS
a design studio of WATG
strategy planning architecture landscape interiors
new york | NY | 212 274 2626 watg.com

ROYAL BLUE HOSPITALITY, LLC

PO BOX 9832
SAN JUAN, PR 00908
PUERTO RICO

client | consultant

stamp | approval

100% CD SET - LA MARINA - GUESTROOM & SUITES | REV 12 | JUNE 17, 2022 |

key plan

no.	date	issue
11	2022-06-03	LA MARINA GUEST SUITES UPDATES

issues | revisions

EL CONQUISTADOR RESORT

1000 EL CONQUISTADOR AVENUE
FAJARDO, PR 00738-3711
PUERTO RICO

project logo

BUILDING #5 LA MARINA (LM) - ENLARGED GUEST SUITES FLOOR FINISH PLAN

sheet title

project no. 195056 date 05/13/22

checked by: Checker
drawn by: Author

B5
component

I-260.1
sheet no.

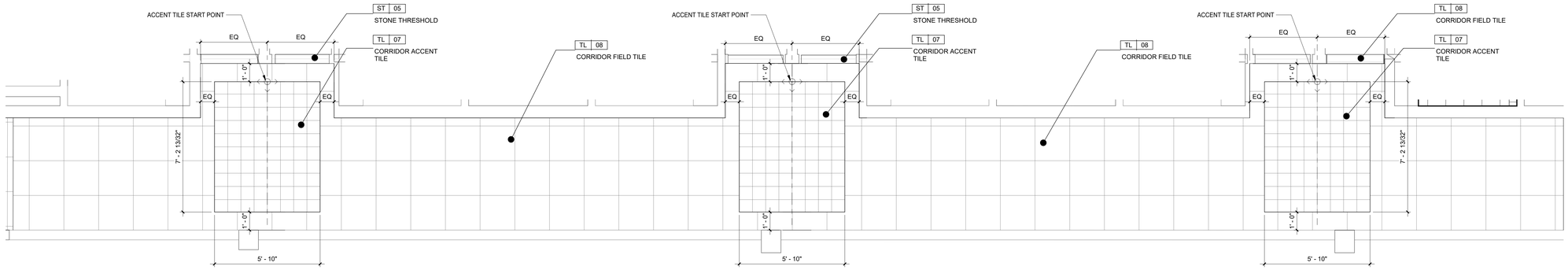

1 GUESTROOM CORRIDOR TYP. FLOOR FINISH PLAN
3/8" = 1'-0"

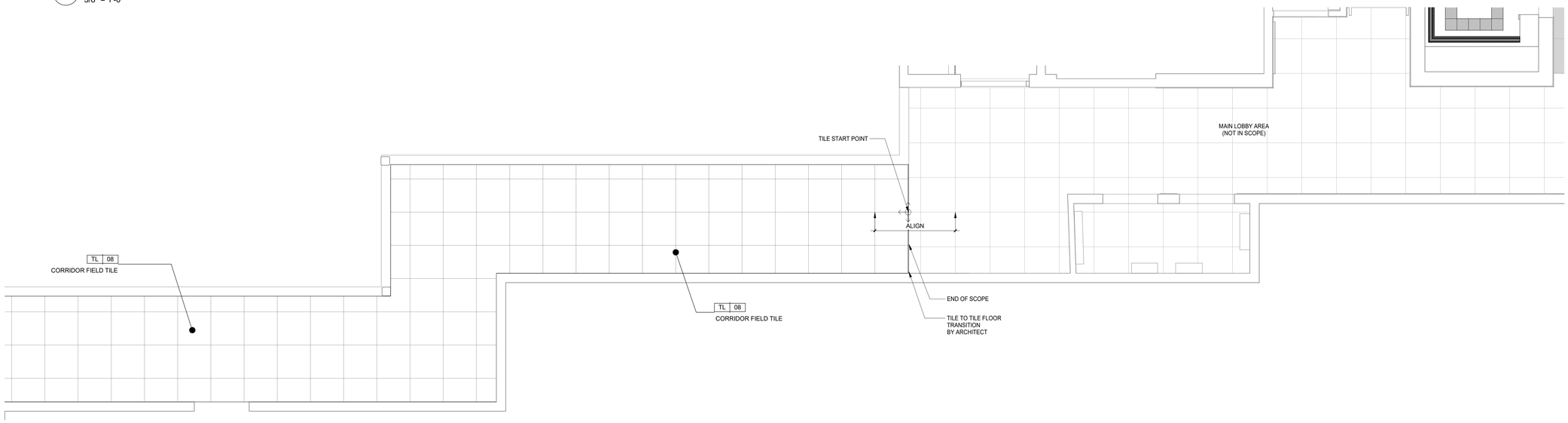

2 GUESTROOM CORRIDOR 2 FLOOR FINISH PLAN
3/8" = 1'-0"

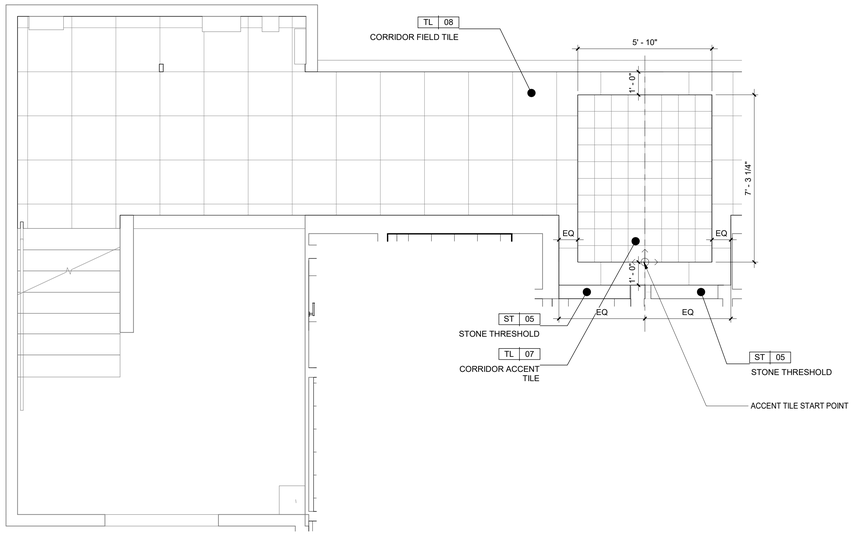

3 GUESTROOM CORRIDOR 3 FLOOR FINISH PLAN
3/8" = 1'-0"

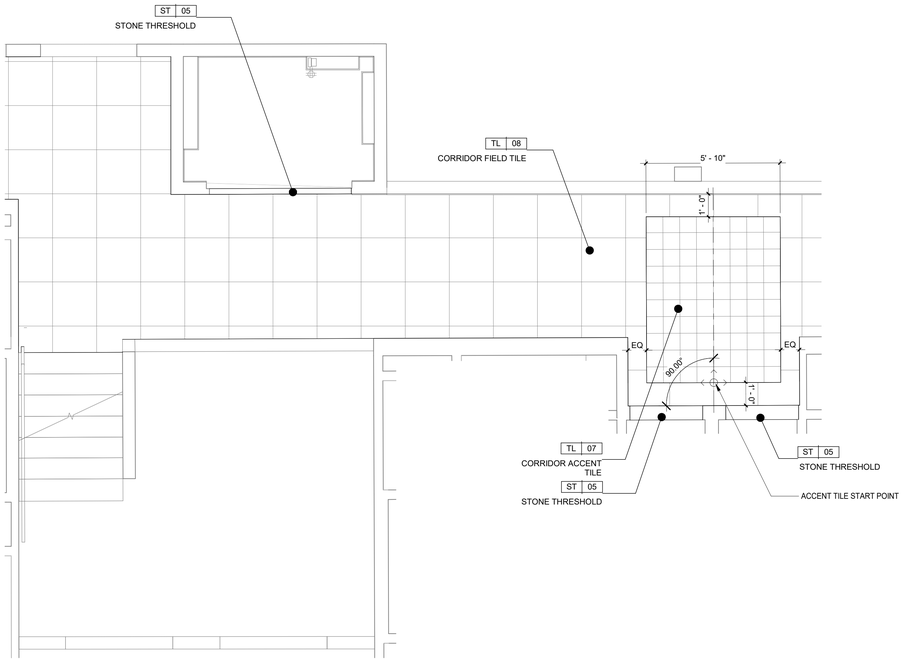

4 GUESTROOM CORRIDOR 4 FLOOR FINISH PLAN
3/8" = 1'-0"

Wimberly INTERIORS
a design studio of WATG
strategy planning architecture landscape interiors
new york | NY | 212 274 2626 watg.com

ROYAL BLUE HOSPITALITY, LLC
PO BOX 9832
SAN JUAN, PR 00908
PUERTO RICO

client | consultant

stamp | approval

key plan

no.	date	issue
11	2022-06-03	LA MARINA GUEST SUITES UPDATES

issues | revisions

EL CONQUISTADOR RESORT
1000 EL CONQUISTADOR AVENUE
FAJARDO, PR 00738-3711
PUERTO RICO

project logo

BUILDING #5 LA MARINA (LM) - ENLARGED GUESTROOM CORRIDOR FLOOR FINISH PLAN
sheet title

project no. 195056 date 04/28/21
checked by: MC
drawn by: KR
B5
component

I-261
sheet no.

100% CD SET - LA MARINA - GUESTROOM & SUITES | REV 12 | JUNE 17, 2022 |

6/17/2022 6:59:43 PM
The original size of this drawing is 30"x42"
Copyright © 2011 WATG. All rights reserved.

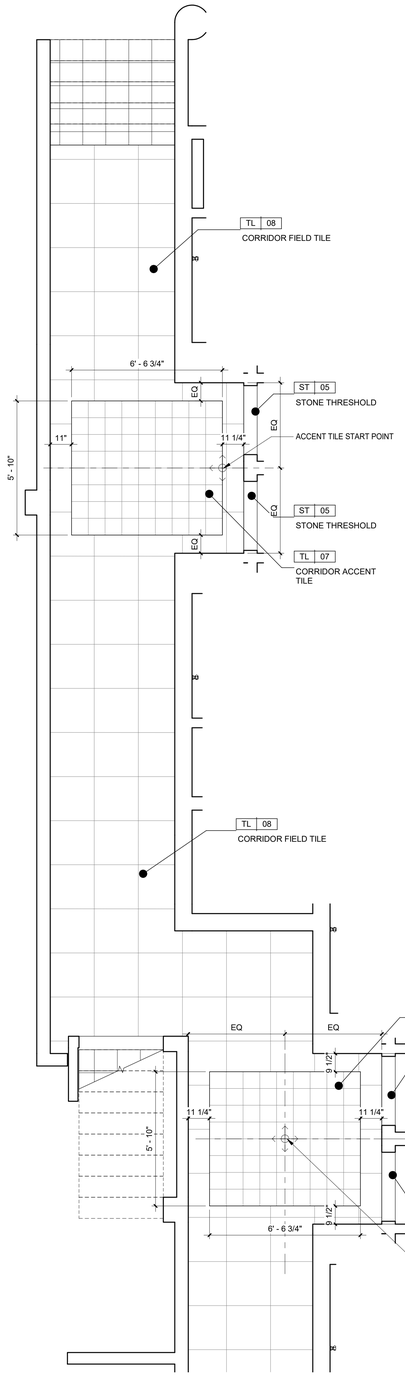

1 GUESTROOM CORRIDOR 5 FLOOR FINISH PLAN

3/8" = 1'-0"

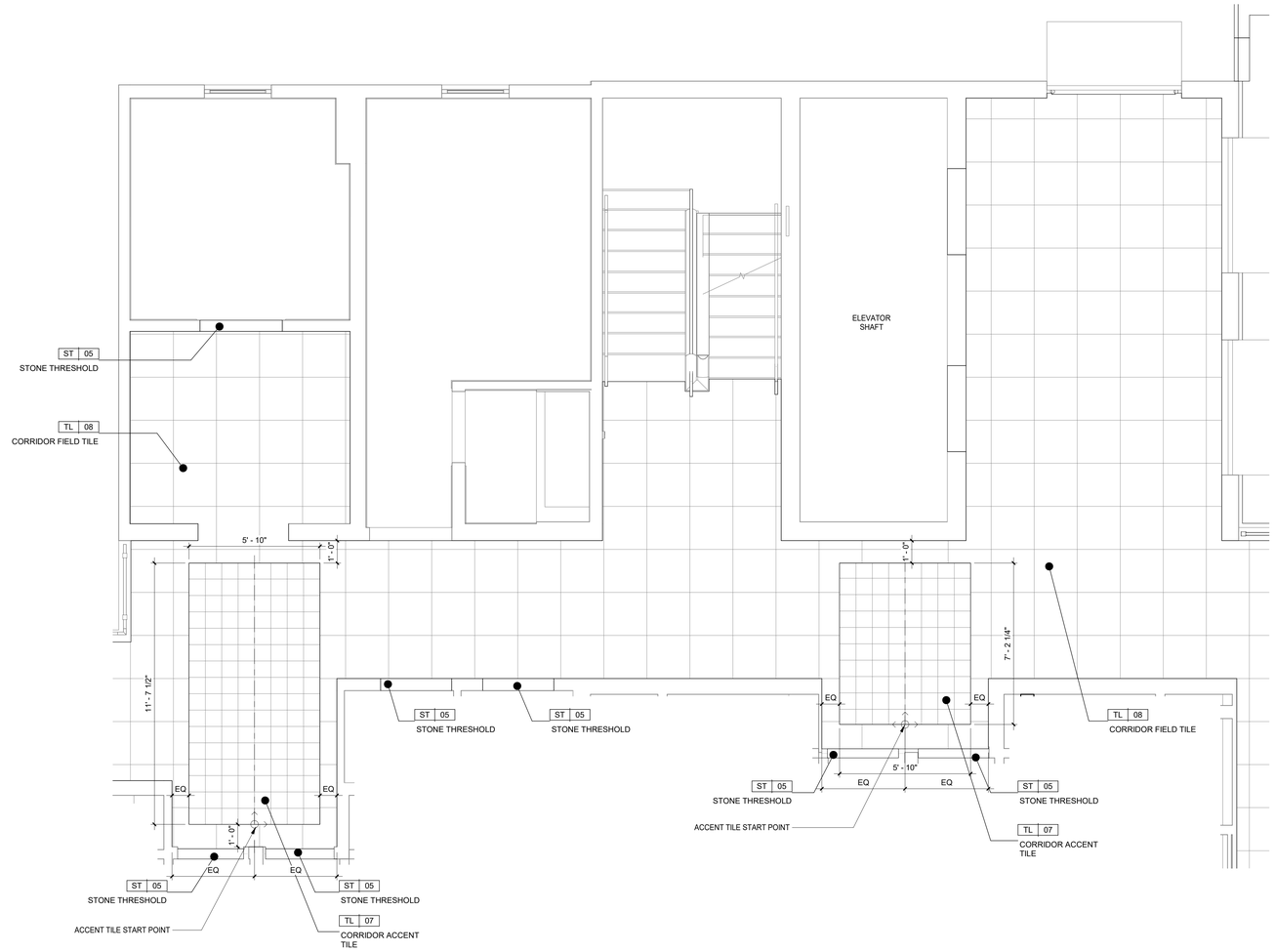

2 GUESTROOM CORRIDOR 6 FLOOR FINISH PLAN

3/8" = 1'-0"

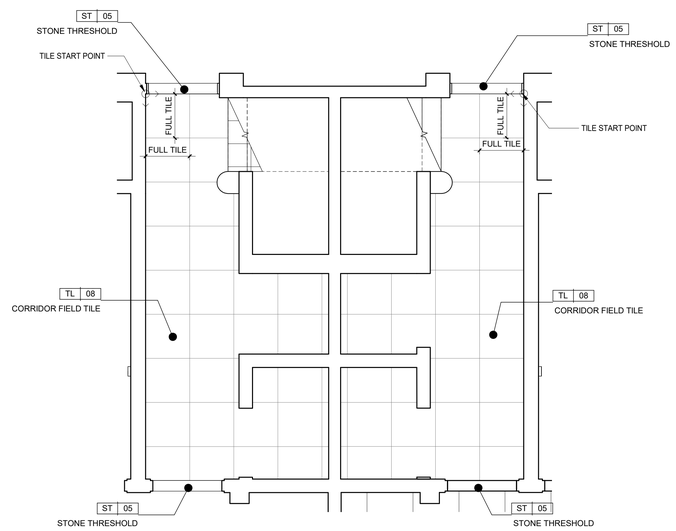

3 GUESTROOM CORRIDOR 7 FLOOR FINISH PLAN

3/8" = 1'-0"

6/17/2022 6:59:47 PM
The original size of this drawing is 30"x42"
Copyright © 2011 WATG. All rights reserved.

Wimberly INTERIORS
a design studio of WATG
strategy planning architecture landscape interiors
new york | NY | 212 274 2626 watg.com

ROYAL BLUE HOSPITALITY, LLC

PO BOX 9832
SAN JUAN, PR 00908
PUERTO RICO

client | consultant

stamp | approval

key plan

no.	date	issue
11	2022-06-03	LA MARINA GUEST SUITES UPDATES

issues | revisions

EL CONQUISTADOR RESORT

1000 EL CONQUISTADOR AVENUE
FAJARDO, PR 00738-3711
PUERTO RICO

project logo

BUILDING #5 LA MARINA (LM) - ENLARGED GUESTROOM CORRIDOR FLOOR FINISH PLAN

sheet title

project no. 195056 date 05/07/21

checked by: MC
drawn by: KR

B5
component

I-262
sheet no.

100% CD SET - LA MARINA - GUESTROOM & SUITES | REV 12 | JUNE 17, 2022 |

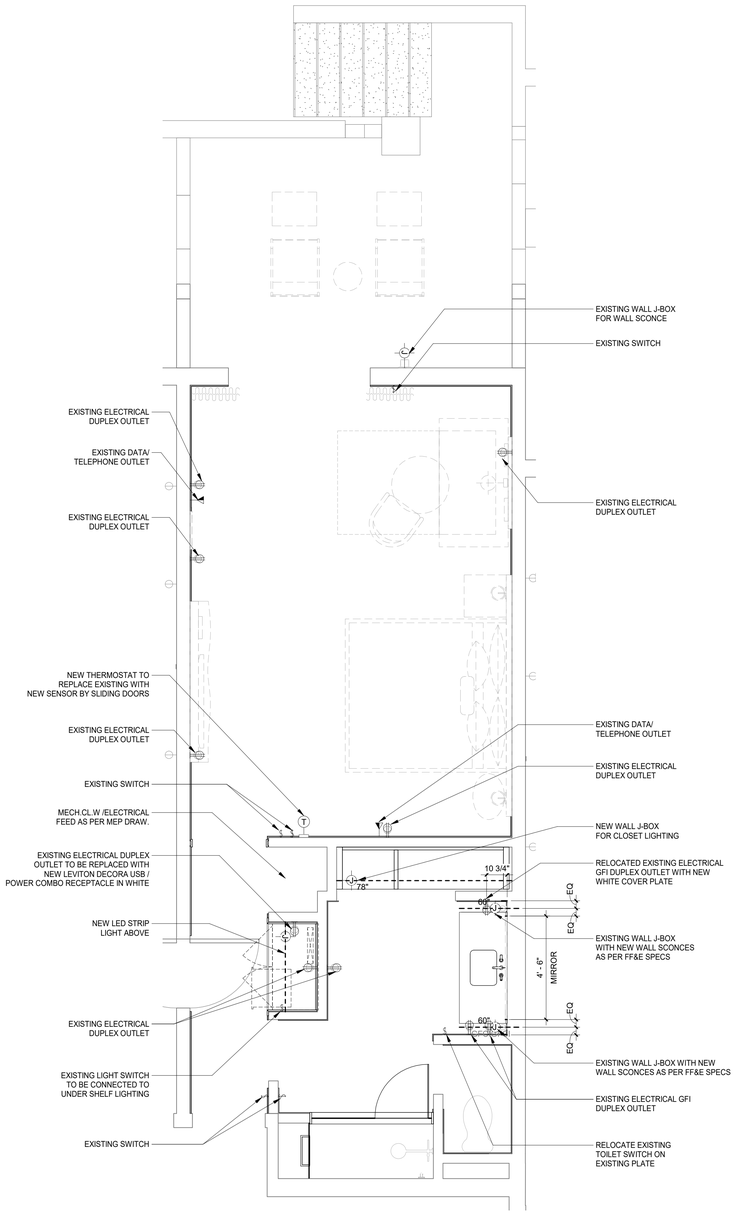

1 **LA MARINA GUESTROOM K-1 ELECTRICAL PLAN**
3/8" = 1'-0"

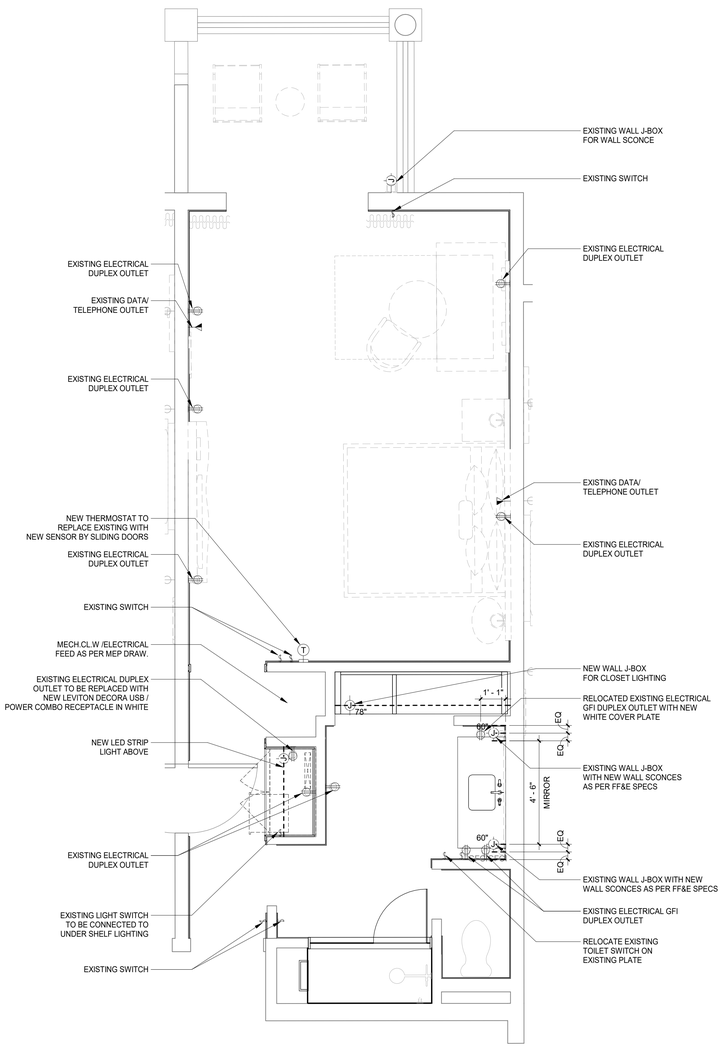

2 **LA MARINA GUESTROOM K-1.1 ELECTRICAL PLAN**
3/8" = 1'-0"

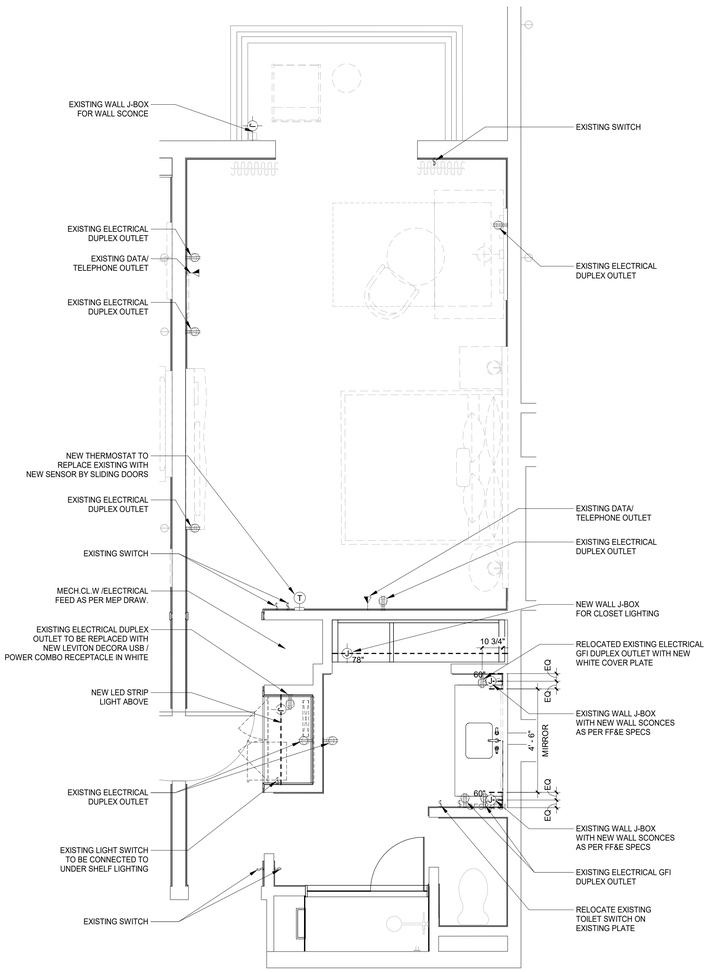

3 **LA MARINA GUESTROOM K-1.2 ELECTRICAL PLAN**
3/8" = 1'-0"

100% CD SET - LA MARINA - GUESTROOM & SUITES | REV 12 | JUNE 17, 2022 |

6/17/2022 6:59:59 PM
The original size of this drawing is 30"x42"

Copyright © 2011 WATG. All rights reserved.

Wimberly INTERIORS
a design studio of WATG

strategy planning architecture landscape interiors

new york | NY | 212 274 2626 watg.com

ROYAL BLUE HOSPITALITY, LLC

PO BOX 9832
SAN JUAN, PR 00908
PUERTO RICO

client | consultant

stamp | approval

key plan

no.	date	issue

issues | revisions

EL CONQUISTADOR RESORT

1000 EL CONQUISTADOR AVENUE
FAJARDO, PR 00738-3711
PUERTO RICO

project logo

BUILDING #5 LA MARINA (LM) - ENLARGED KING GUESTROOM ELECTRICAL PLAN

sheet title

project no. 195056 date 02/12/21

checked by: Checker
drawn by: Author

B5
component

I-353
sheet no.

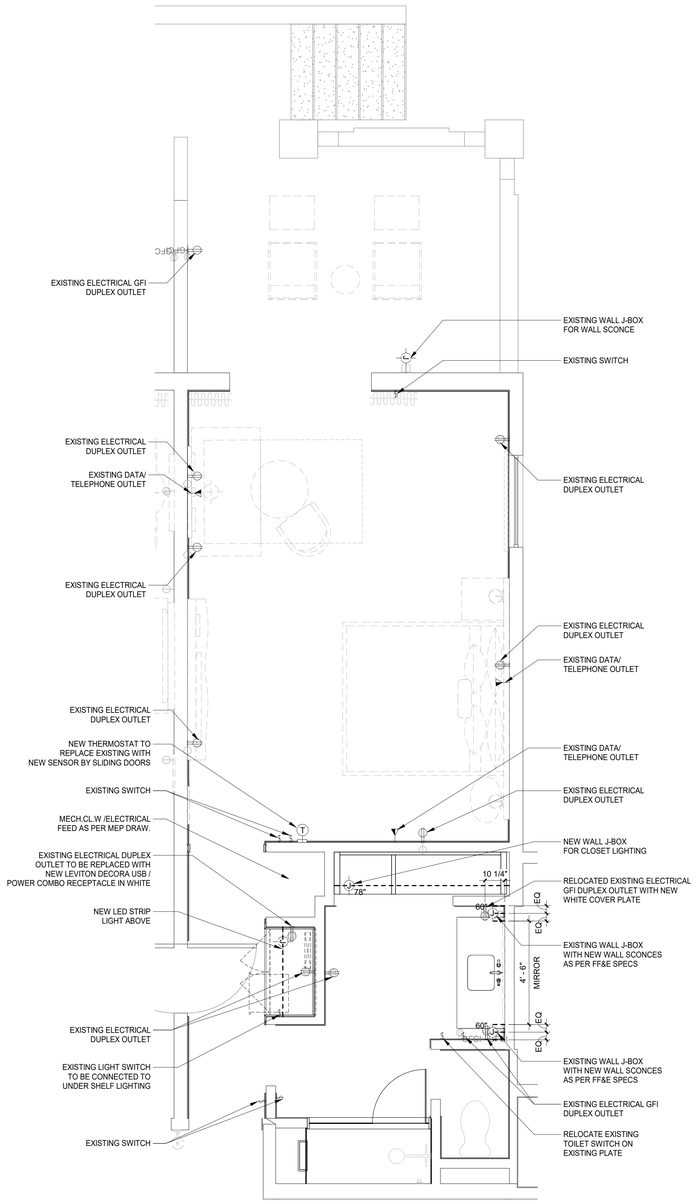

1 LA MARINA GUESTROOM K-2 ELECTRICAL PLAN

3/8" = 1'-0"

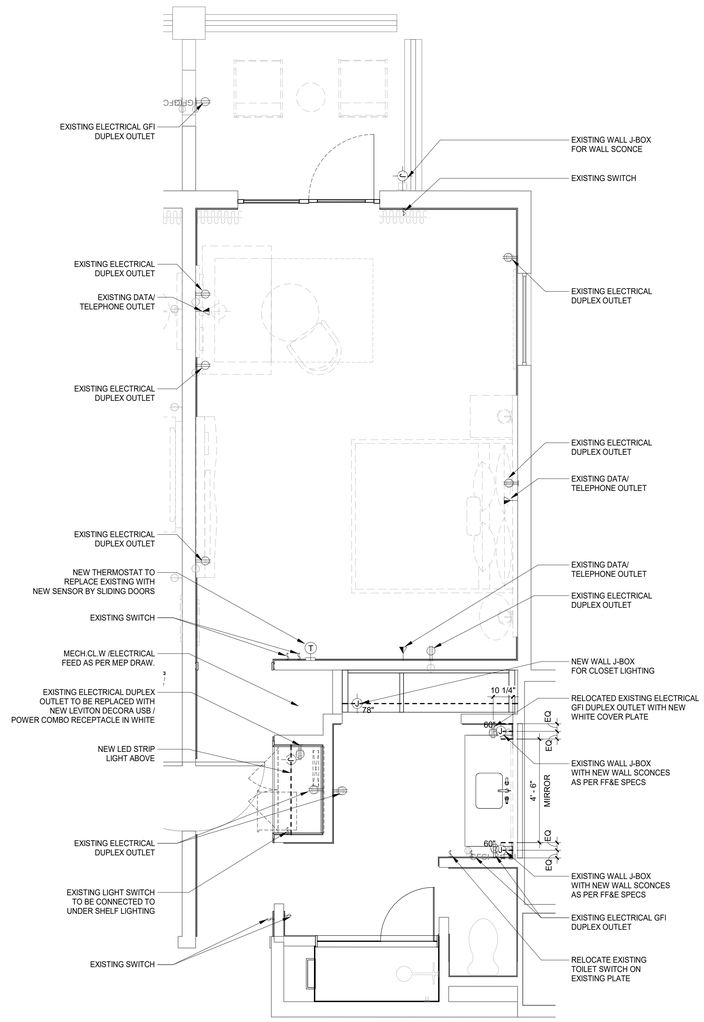

2 LA MARINA GUESTROOM K-2.1 ELECTRICAL PLAN

3/8" = 1'-0"

6/17/2022 6:59:53 PM
The original size of this drawing is 30"x42"
Copyright © 2011 WATG. All rights reserved.

Wimberly INTERIORS
a design studio of WATG
strategy planning architecture landscape interiors
new york | NY | 212 274 2626 watg.com

ROYAL BLUE HOSPITALITY, LLC

PO BOX 9832
SAN JUAN, PR 00908
PUERTO RICO

client | consultant

stamp | approval

key plan

100% CD SET - LA MARINA - GUESTROOM & SUITES | REV 12 | JUNE 17, 2022 |

no.	date	issue

issues | revisions

EL CONQUISTADOR RESORT

1000 EL CONQUISTADOR AVENUE
FAJARDO, PR 00738-3711
PUERTO RICO

project logo

BUILDING #5 LA MARINA (LM) - ENLARGED KING GUESTROOM ELECTRICAL PLAN

sheet title

project no. 195056 date 02/12/21

checked by: Checker
drawn by: Author

B5
component

I-354
sheet no.

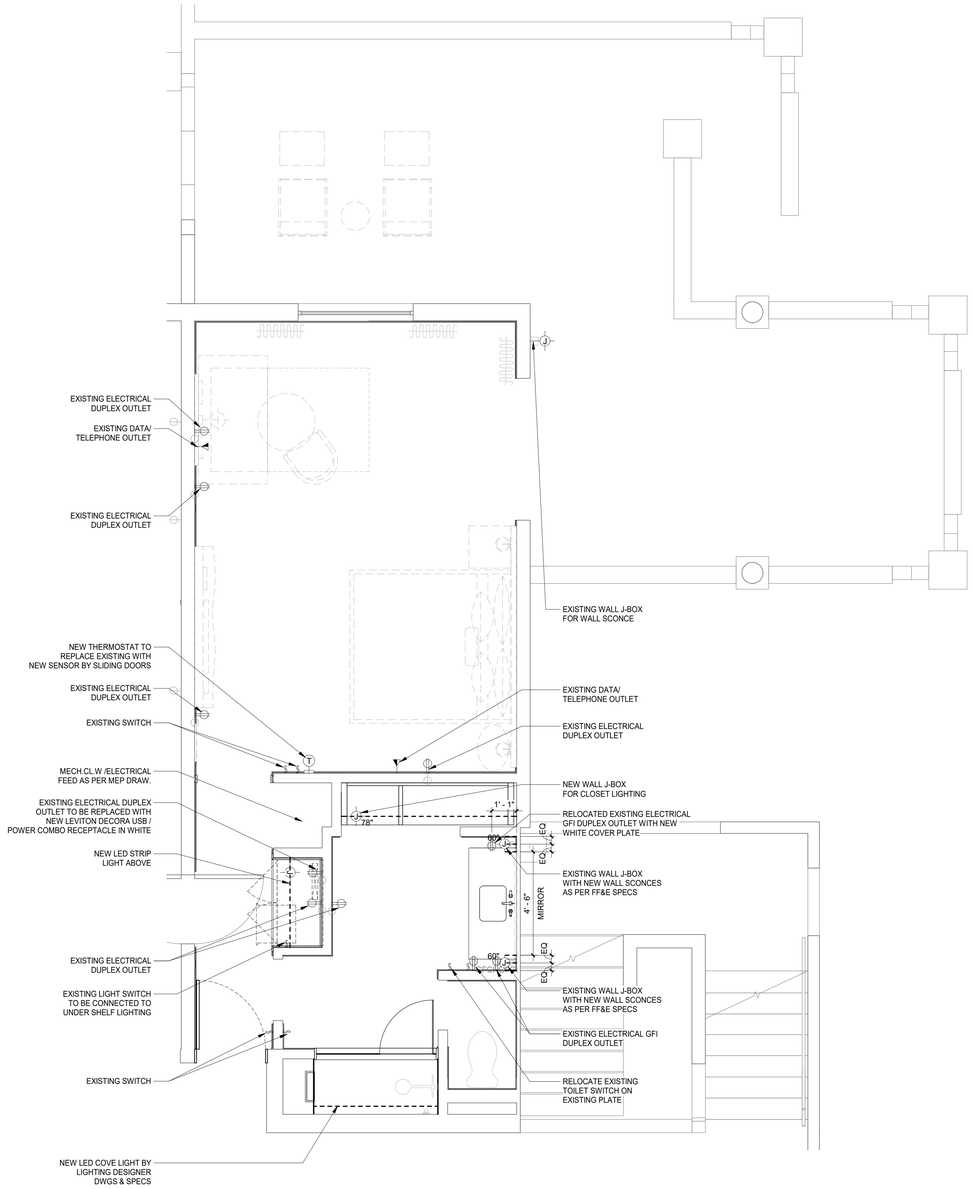

1 **LA MARINA GUESTROOM K-3 ELECTRICAL PLAN**
3/8" = 1'-0"

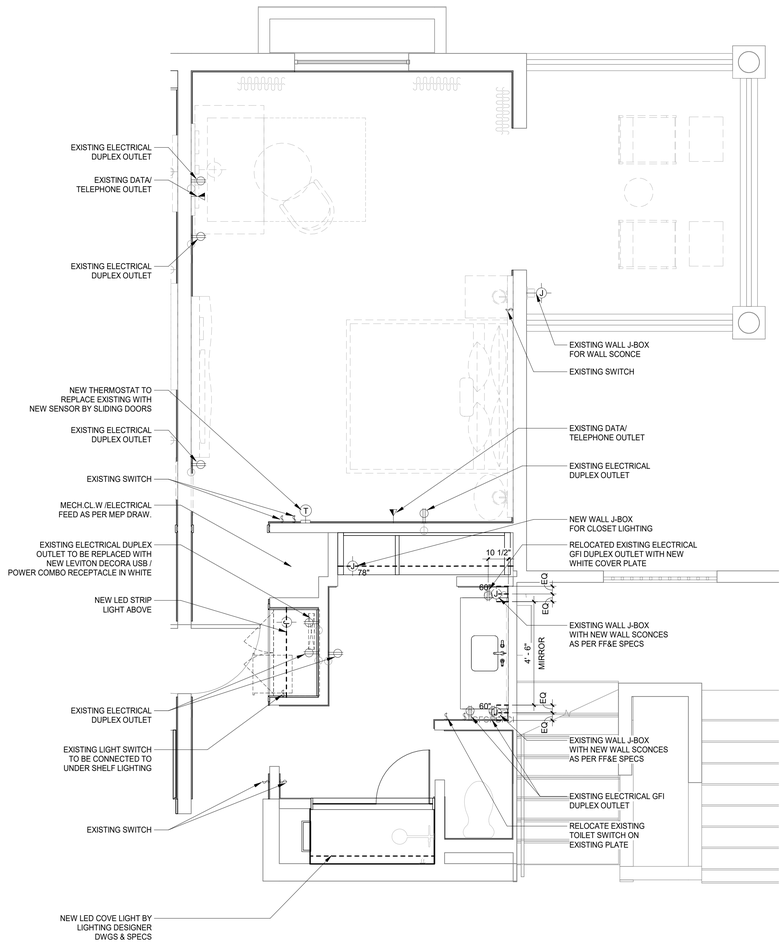

2 **LA MARINA GUESTROOM K-3.1 ELECTRICAL PLAN**
3/8" = 1'-0"

6/17/2022 6:59:56 PM
The original size of this drawing is 30"x42"
Copyright © 2011 WATG. All rights reserved.

Wimberly INTERIORS
a design studio of WATG
strategy planning architecture landscape interiors
new york | NY | 212 274 2626 watg.com

ROYAL BLUE HOSPITALITY, LLC
PO BOX 9832
SAN JUAN, PR 00908
PUERTO RICO

client | consultant

stamp | approval

key plan

no.	date	issue
10	2022-05-19	LA MARINA PUBLIC AREA MILLWORK UPDATES

issues | revisions

EL CONQUISTADOR RESORT
1000 EL CONQUISTADOR AVENUE
FAJARDO, PR 00738-3711
PUERTO RICO

project logo

BUILDING #5 LA MARINA (LM) - ENLARGED KING GUESTROOM ELECTRICAL PLAN

sheet title

project no. 195056 date 02/12/21

checked by: Checker
drawn by: Author

B5
component

I-355
sheet no.

100% CD SET - LA MARINA - GUESTROOM & SUITES | REV 12 | JUNE 17, 2022 |

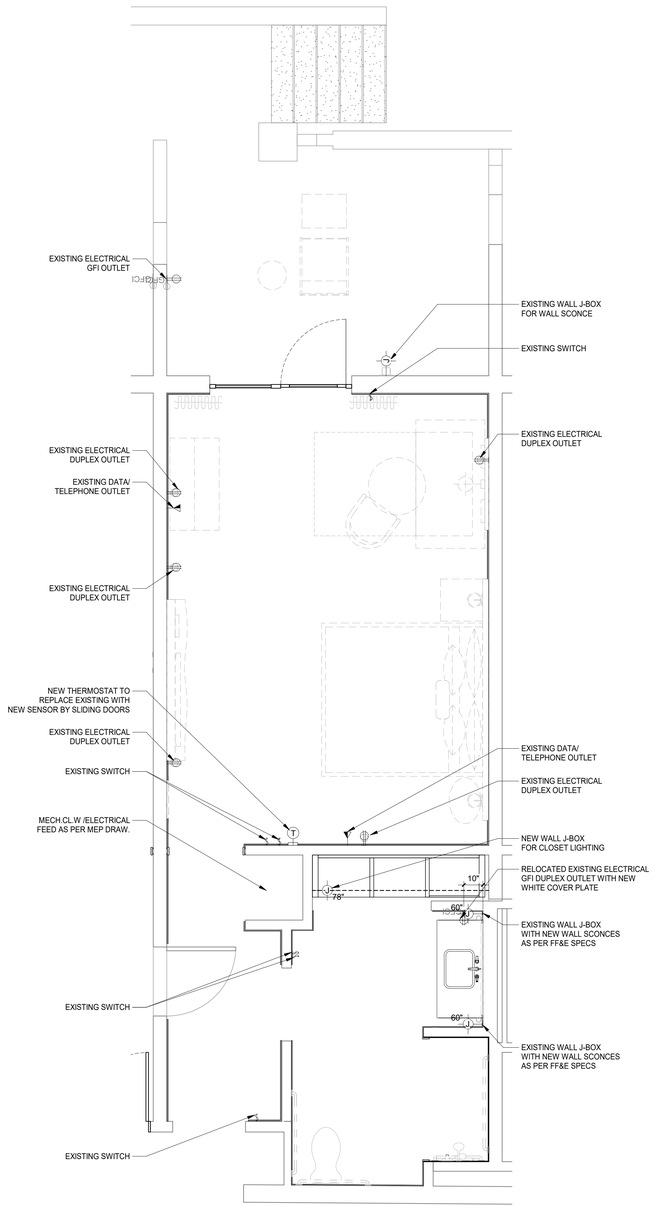

1 **LA MARINA ADA GUESTROOM K-4 ELECTRICAL PLAN**
3/8" = 1'-0"

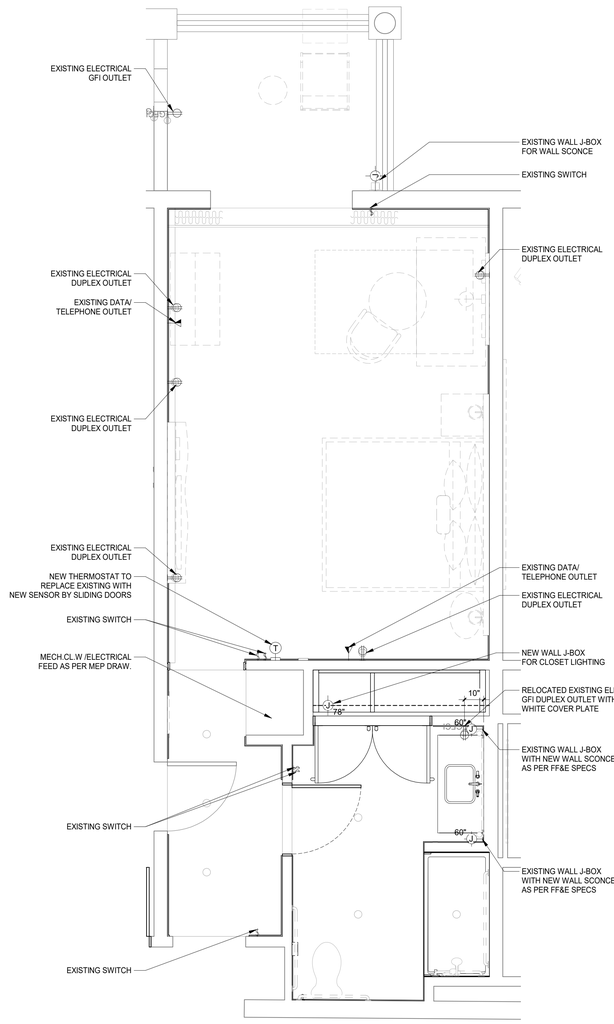

2 **LA MARINA ADA GUESTROOM K-4.1 ELECTRICAL PLAN**
3/8" = 1'-0"

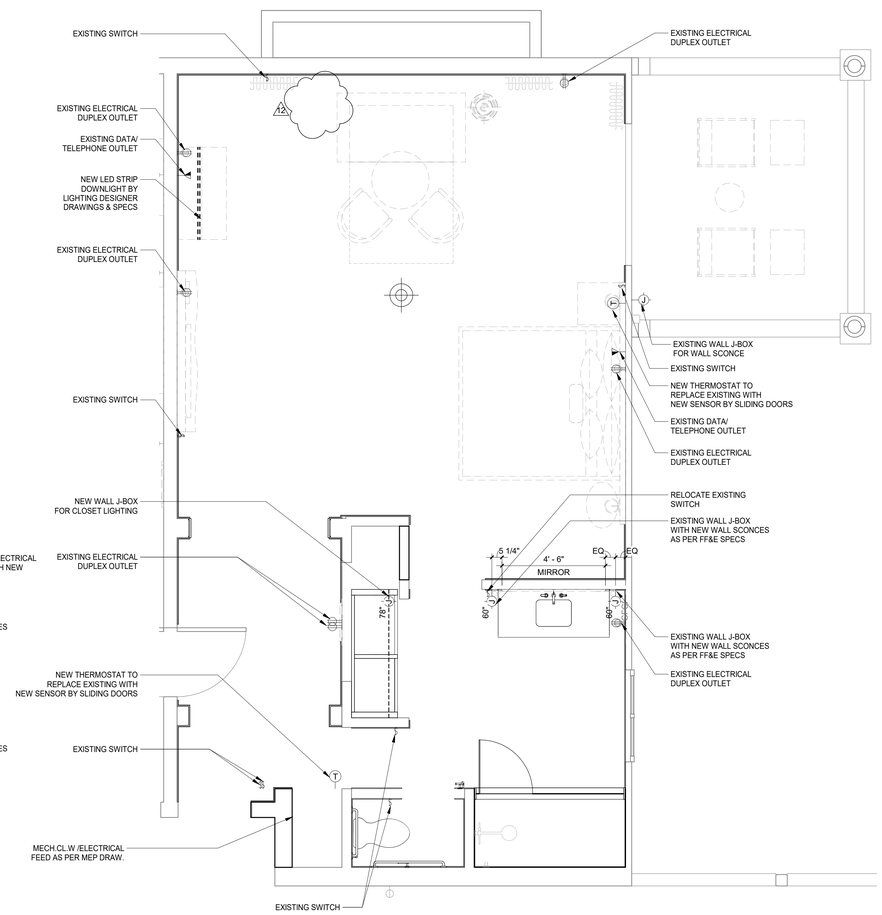

3 **LA MARINA GUESTROOM K-5 ELECTRICAL PLAN**
3/8" = 1'-0"

100% CD SET - LA MARINA - GUESTROOM & SUITES | REV 12 | JUNE 17, 2022 |

Wimberly INTERIORS
a design studio of WATG
strategy planning architecture landscape interiors
new york | NY | 212 274 2626 watg.com

ROYAL BLUE HOSPITALITY, LLC
PO BOX 9832
SAN JUAN, PR 00908
PUERTO RICO

client | consultant

stamp | approval

key plan

no.	date	issue
12	Date 12	Revision 12
11	2022-06-03	LA MARINA GUEST SUITES UPDATES

issues | revisions

EL CONQUISTADOR RESORT
1000 EL CONQUISTADOR AVENUE
FAJARDO, PR 00738-3711
PUERTO RICO

project logo

BUILDING #5 LA MARINA (LM) - ENLARGED KING GUESTROOM ELECTRICAL PLAN
sheet title

project no. 195056 date 02/12/21

checked by: Checker
drawn by: Author

B5
component

I-356
sheet no.

6/17/2022 7:00:09 PM
The original size of this drawing is 30"x42"
Copyright © 2011 WATG. All rights reserved.

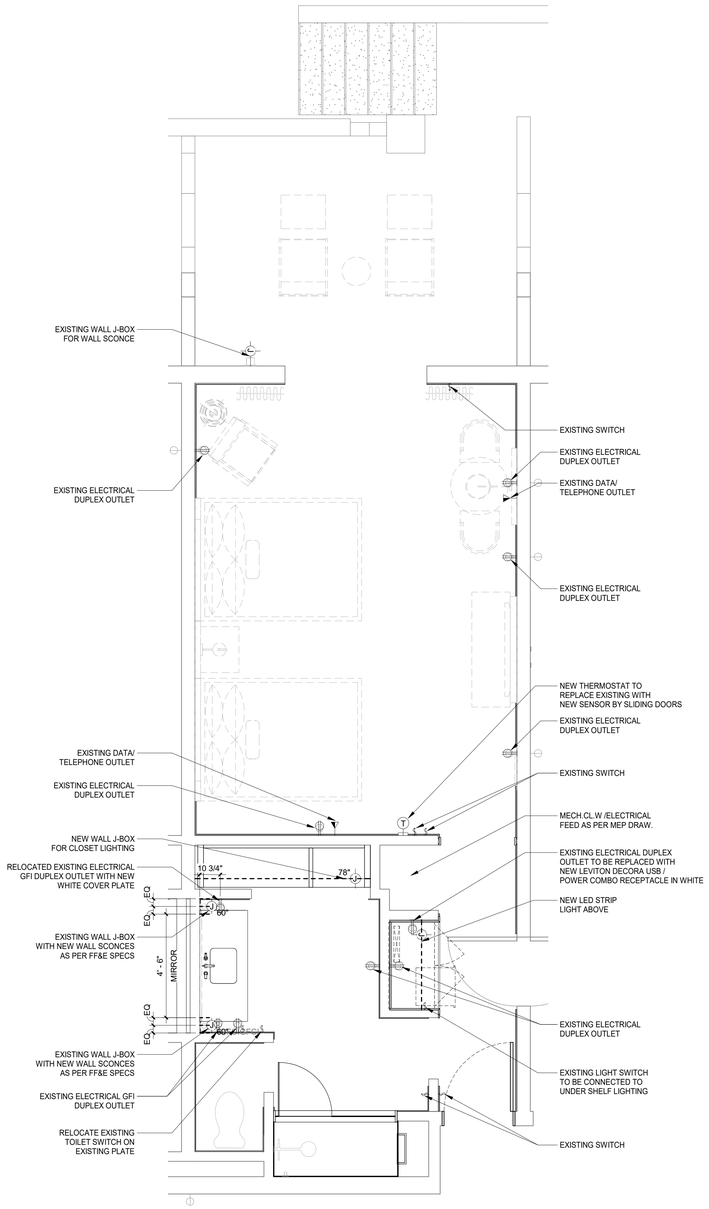

1 LA MARINA GUESTROOM QQ-1 ELECTRICAL PLAN

3/8" = 1'-0"

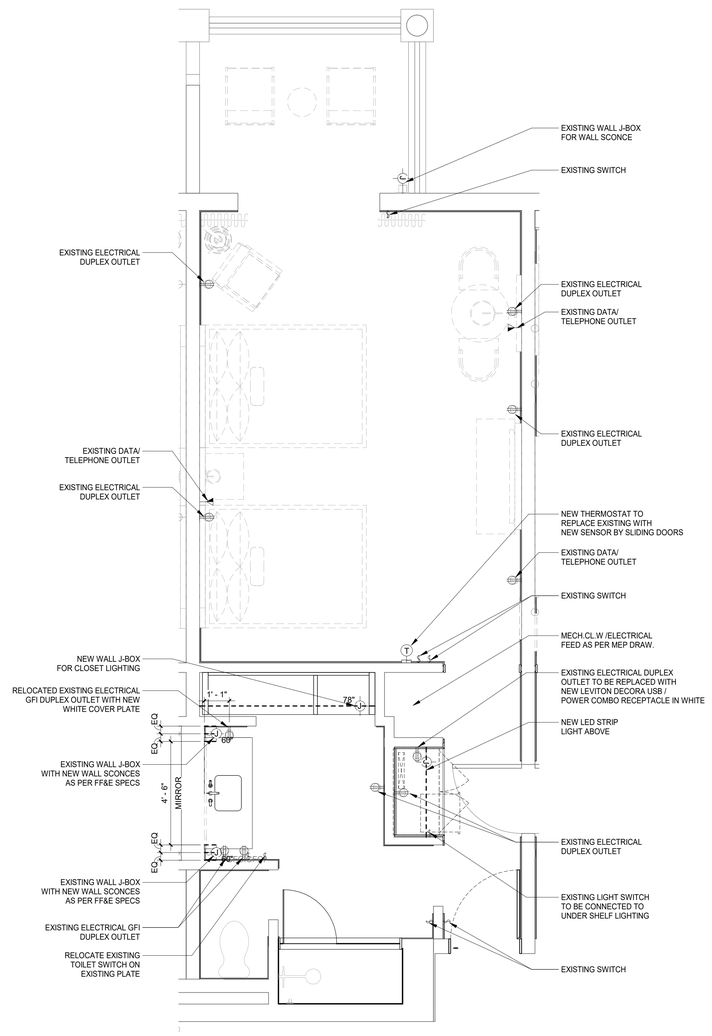

2 LA MARINA GUESTROOM QQ-1.1 ELECTRICAL PLAN

3/8" = 1'-0"

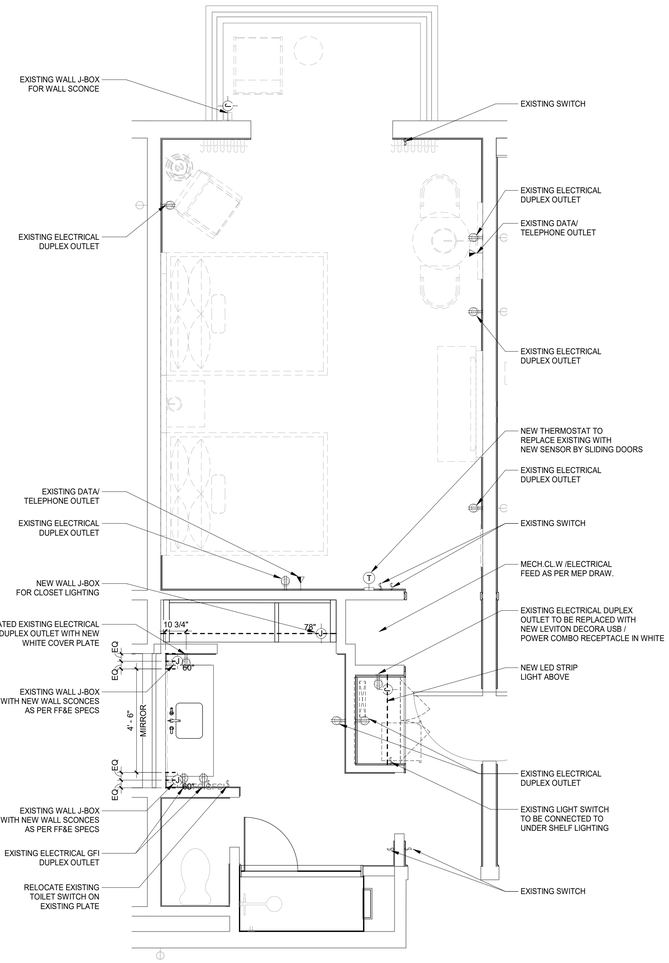

3 LA MARINA GUESTROOM QQ-1.2 ELECTRICAL PLAN

3/8" = 1'-0"

100% CD SET - LA MARINA - GUESTROOM & SUITES | REV 12 | JUNE 17, 2022 |

Wimberly INTERIORS
a design studio of WATG

strategy planning architecture landscape interiors

new york | NY | 212 274 2626 watg.com

ROYAL BLUE HOSPITALITY, LLC

PO BOX 9832
SAN JUAN, PR 00908
PUERTO RICO

client | consultant

stamp | approval

key plan

no.	date	issue

issues | revisions

EL CONQUISTADOR RESORT

1000 EL CONQUISTADOR AVENUE
FAJARDO, PR 00738-3711
PUERTO RICO

project logo

BUILDING #5 LA MARINA (LM) - ENLARGED DOUBLE QUEEN GUESTROOM ELECTRICAL PLAN

sheet title

project no. 195056 date 02/12/21

checked by: Checker
drawn by: Author

B5
component

I-357
sheet no.

6/17/2022 7:00:04 PM
The original size of this drawing is 30"x42"
Copyright © 2011 WATG. All rights reserved.

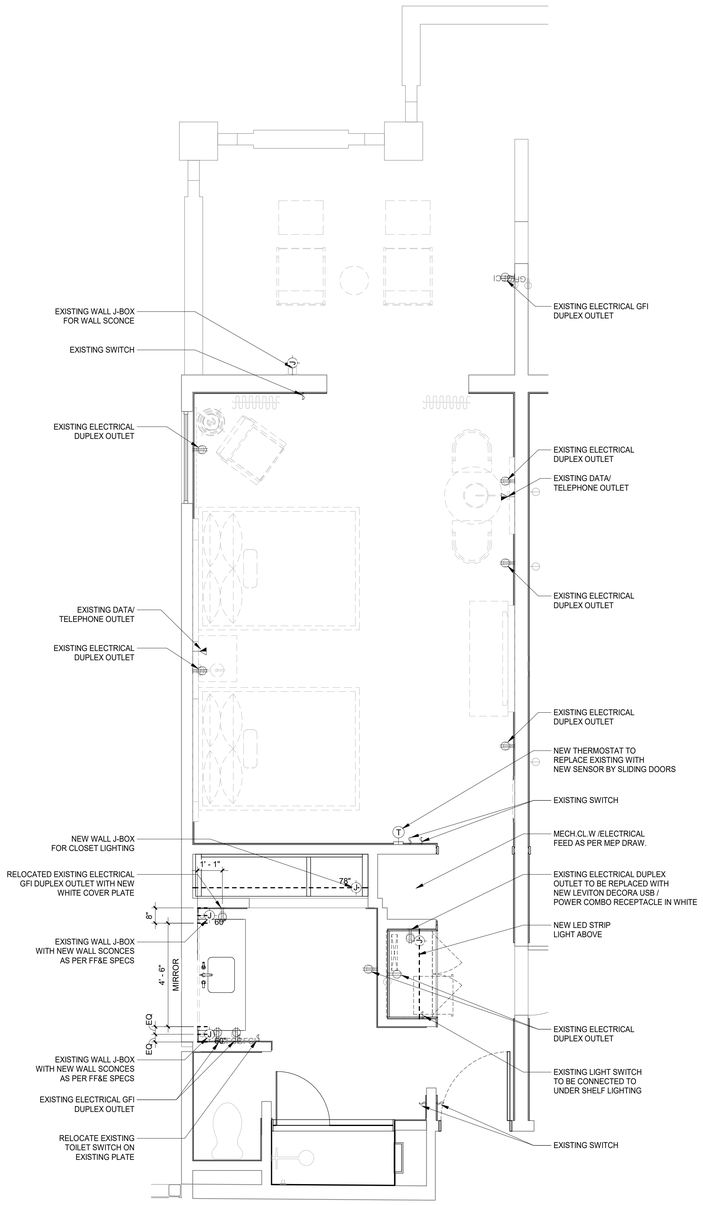

1 **LA MARINA GUESTROOM QQ-2 ELECTRICAL PLAN**
3/8" = 1'-0"

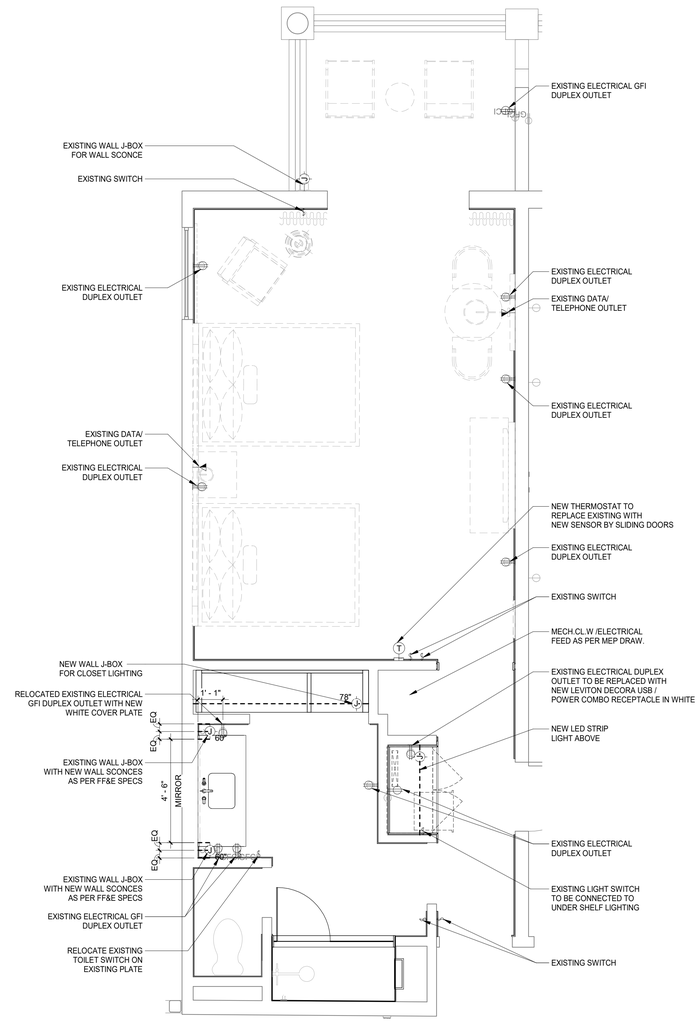

2 **LA MARINA GUESTROOM QQ-2.1 ELECTRICAL PLAN**
3/8" = 1'-0"

6/17/2022 7:09:07 PM
The original size of this drawing is 30"x42"
Copyright © 2011 WATG. All rights reserved.

Wimberly INTERIORS
a design studio of WATG
strategy planning architecture landscape interiors
new york | NY | 212 274 2626 watg.com

ROYAL BLUE HOSPITALITY, LLC
PO BOX 9832
SAN JUAN, PR 00908
PUERTO RICO

client | consultant

stamp | approval

key plan

100% CD SET - LA MARINA - GUESTROOM & SUITES | REV 12 | JUNE 17, 2022 |

no.	date	issue

issues | revisions

EL CONQUISTADOR RESORT
1000 EL CONQUISTADOR AVENUE
FAJARDO, PR 00738-3711
PUERTO RICO

project logo

BUILDING #5 LA MARINA (LM) - ENLARGED DOUBLE QUEEN GUESTROOM ELECTRICAL PLAN

sheet title

project no. 195056 date 02/12/21

checked by: Checker
drawn by: Author

B5
component

I-358
sheet no.

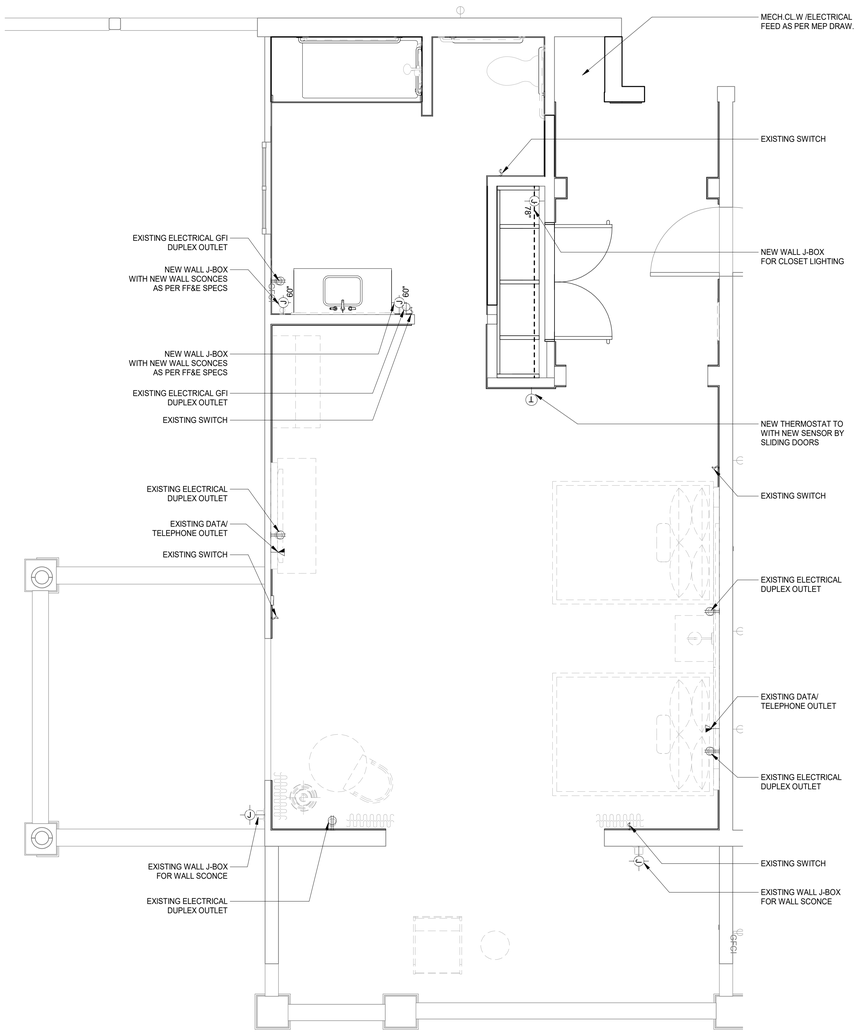

1 LA MARINA ADA GUESTROOM K-3.2 ELECTRICAL PLAN

3/8" = 1'-0"

6/17/2022 7:00:09 PM
The original size of this drawing is 30"x42"

Copyright © 2011 WATG. All rights reserved.

100% CD SET - LA MARINA - GUESTROOM & SUITES | REV 12 | JUNE 17, 2022 |

Wimberly INTERIORS
a design studio of WATG
strategy planning architecture landscape interiors
new york | NY | 212 274 2626 watg.com

ROYAL BLUE HOSPITALITY, LLC

PO BOX 9832
SAN JUAN, PR 00908
PUERTO RICO

client | consultant

stamp | approval

key plan

no.	date	issue

issues | revisions

EL CONQUISTADOR RESORT

1000 EL CONQUISTADOR AVENUE
FAJARDO, PR 00738-3711
PUERTO RICO

project logo

BUILDING #5 LA MARINA (LM) - ENLARGED DOUBLE QUEEN GUESTROOM ELECTRICAL PLAN

sheet title

project no. 195056 date 04/21/21

checked by: MC
drawn by: KR

B5
component

I-359
sheet no.

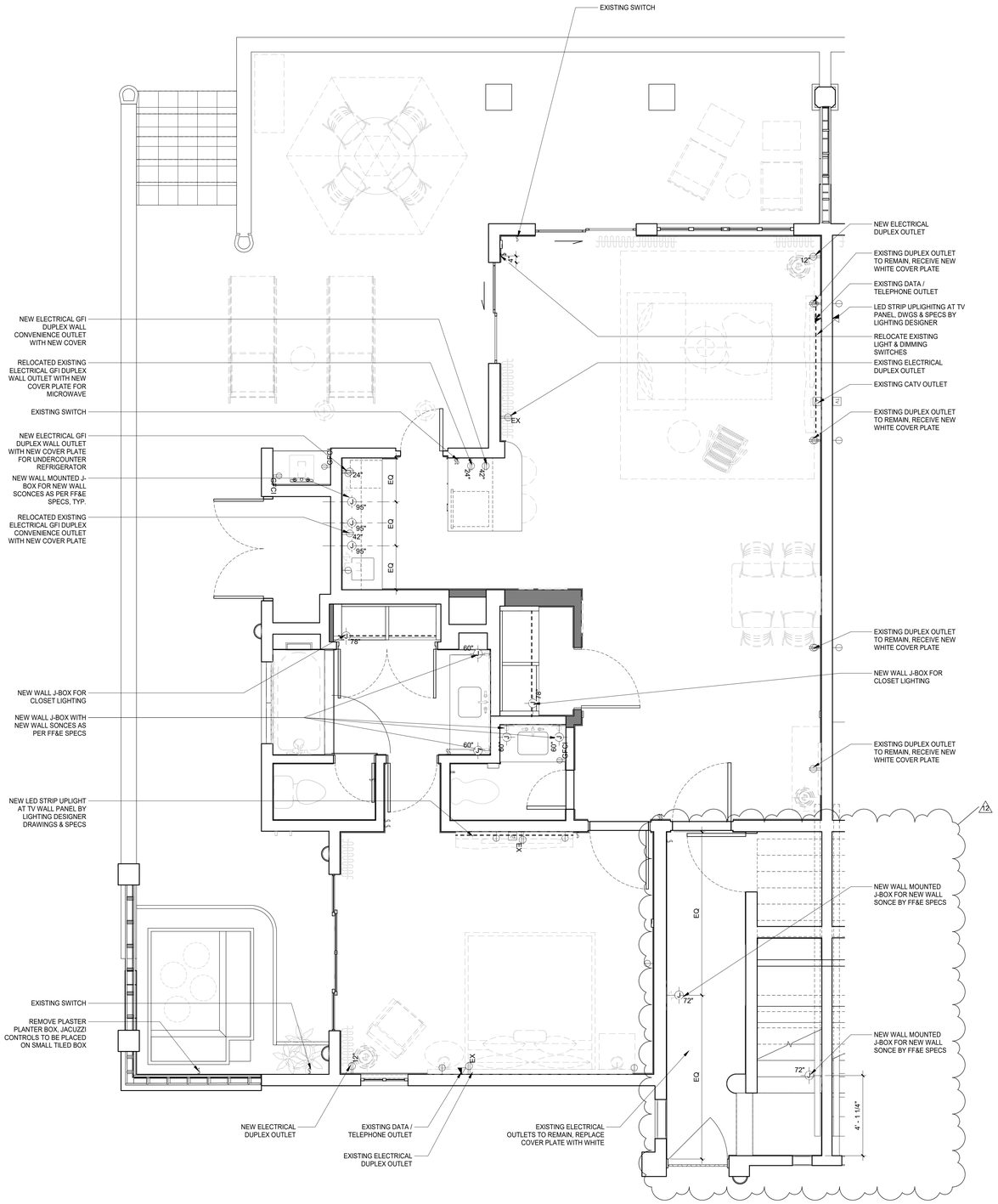

1 LA MARINA GUEST SUITE KS-1 ELECTRICAL PLAN

3/8" = 1'-0"

6/17/2022 7:00:11 PM
The original size of this drawing is 30"x42"

Copyright © 2011 WATG. All rights reserved.

100% CD SET - LA MARINA - GUESTROOM & SUITES | REV 12 | JUNE 17, 2022 |

Wimberly INTERIORS
a design studio of WATG
strategy planning architecture landscape interiors
new york | NY | 212 274 2626 watg.com

ROYAL BLUE HOSPITALITY, LLC

PO BOX 9832
SAN JUAN, PR 00908
PUERTO RICO

client | consultant

stamp | approval

key plan

no.	date	issue
12	Date 12	Revision 12
11	2022-06-03	LA MARINA GUEST SUITES UPDATES
10	2022-05-19	LA MARINA PUBLIC AREA M1LLWORK UPDATES
9	2022-02-14	GUESTROOM SUITE CORRIDOR
8	2022-01-24	GUESTROOM SUITES JACUZZI AREA REVISION
6	Date 6	GUESTROOM SUITE DRAPERY REVISIONS
4	08-03-2021	GUESTROOM SUITES REVISION

issues | revisions

EL CONQUISTADOR RESORT

1000 EL CONQUISTADOR AVENUE
FAJARDO, PR 00738-3711
PUERTO RICO

project logo

BUILDING #5 LA MARINA (LM) - ENLARGED GUEST SUITES ELECTRICAL PLAN

sheet title

project no. 195056 date 02/12/21

checked by: Checker
drawn by: Author

B5
component

I-360
sheet no.

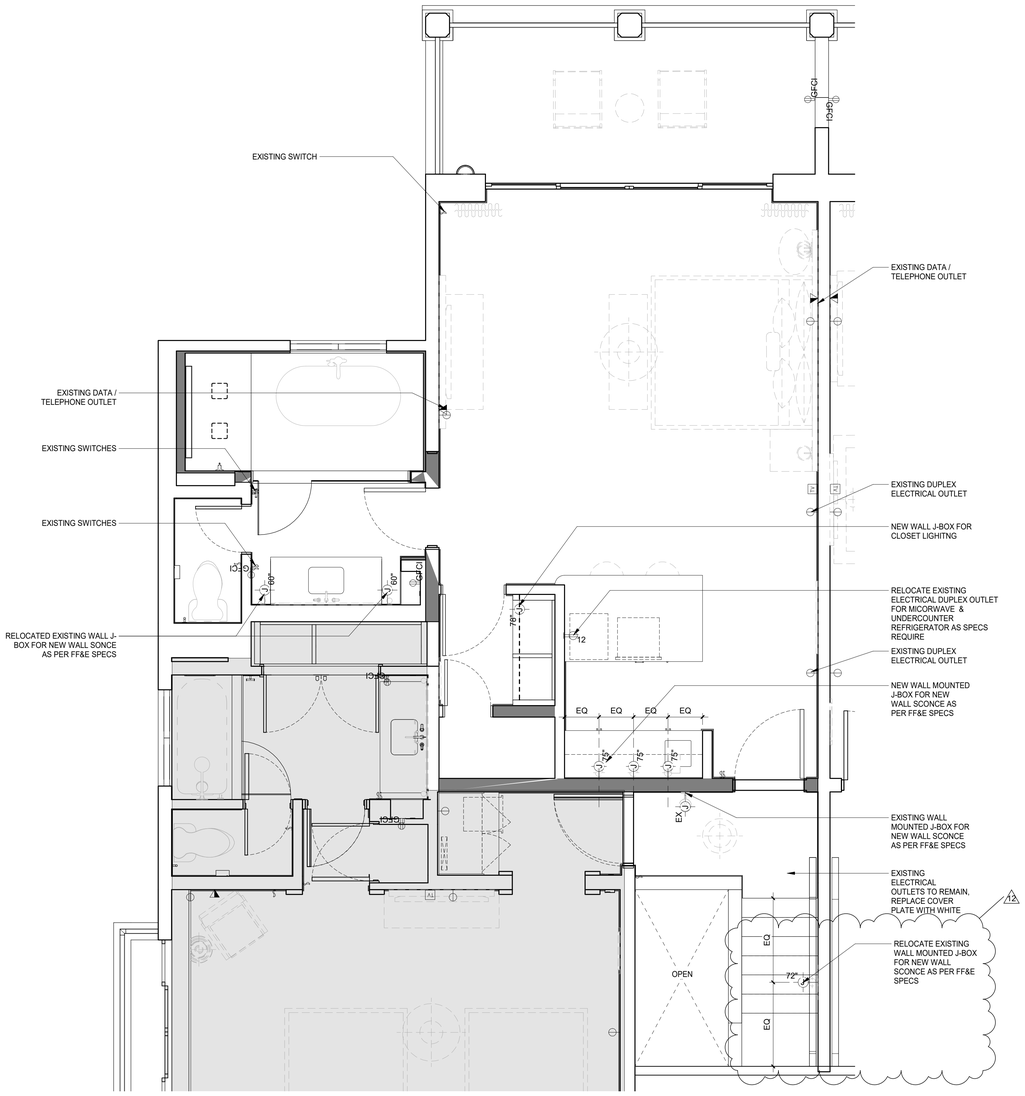

1 **LA MARINA GUEST SUITE KS-2 ELECTRICAL PLAN**
3/8" = 1'-0"

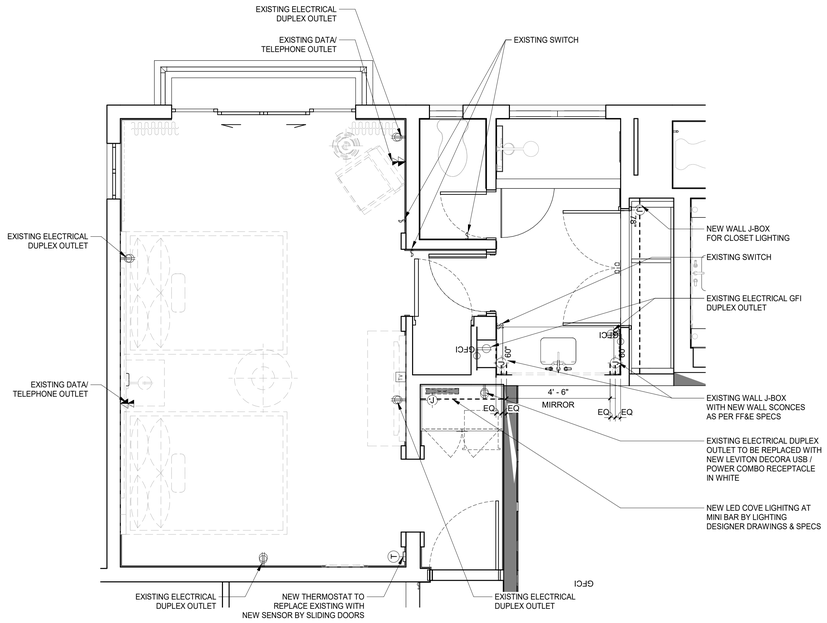

2 **LA MARINA GUESTROOM QQ-3 ELECTRICAL PLAN**
3/8" = 1'-0"

6/17/2022 7:00:16 PM
The original size of this drawing is 30"x42"
Copyright © 2011 WATG. All rights reserved.

Wimberly INTERIORS
a design studio of WATG
strategy planning architecture landscape interiors
new york | NY | 212 274 2626 watg.com

ROYAL BLUE HOSPITALITY, LLC
PO BOX 9832
SAN JUAN, PR 00908
PUERTO RICO

client | consultant

stamp | approval

key plan

no.	date	issue
12	Date 12	Revision 12
11	2022-06-03	LA MARINA GUEST SUITES UPDATES

issues | revisions

EL CONQUISTADOR RESORT
1000 EL CONQUISTADOR AVENUE
FAJARDO, PR 00738-3711
PUERTO RICO

project logo

BUILDING #5 LA MARINA (LM) - ENLARGED GUEST SUITES ELECTRICAL PLAN
sheet title

project no. 195056 date 05/16/22

checked by: Checker
drawn by: Author

B5
component

I-360.1
sheet no.

100% CD SET - LA MARINA - GUESTROOM & SUITES | REV 12 | JUNE 17, 2022 |

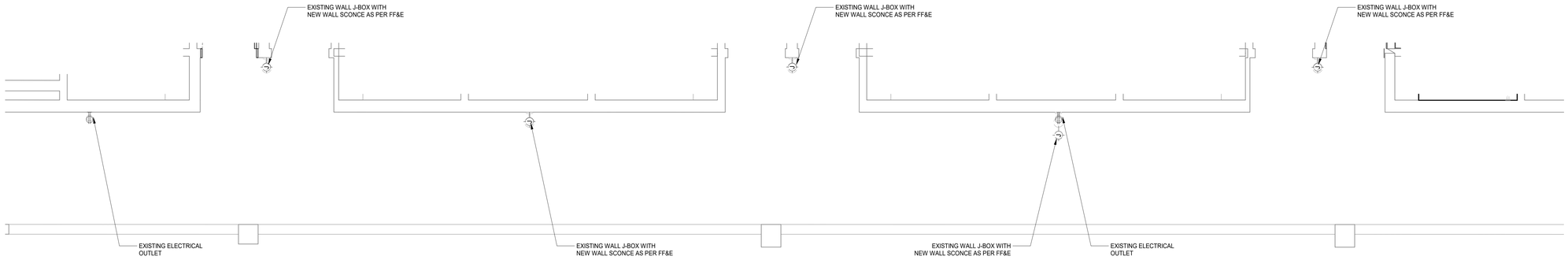

1 GUESTROOM CORRIDOR ELECTRICAL PLAN

3/8" = 1'-0"

6/17/2022 7:00:17 PM
The original size of this drawing is 30"x42" Copyright © 2011 WATG. All rights reserved.

100% CD SET - LA MARINA - GUESTROOM & SUITES | REV 12 | JUNE 17, 2022 |

Wimberly INTERIORS
a design studio of WATG
strategy planning architecture landscape interiors
new york | NY | 212 274 2626 watg.com

ROYAL BLUE HOSPITALITY, LLC

PO BOX 9832
SAN JUAN, PR 00908
PUERTO RICO

client | consultant

stamp | approval

key plan

no.	date	issue

issues | revisions

EL CONQUISTADOR RESORT

1000 EL CONQUISTADOR AVENUE
FAJARDO, PR 00738-3711
PUERTO RICO

project logo

BUILDING #5 LA MARINA (LM) - ENLARGED GUESTROOM CORRIDOR ELECTRICAL PLAN

sheet title

project no. 195056 date 04/28/21

checked by: MC
drawn by: KR

B5
component

I-361
sheet no.

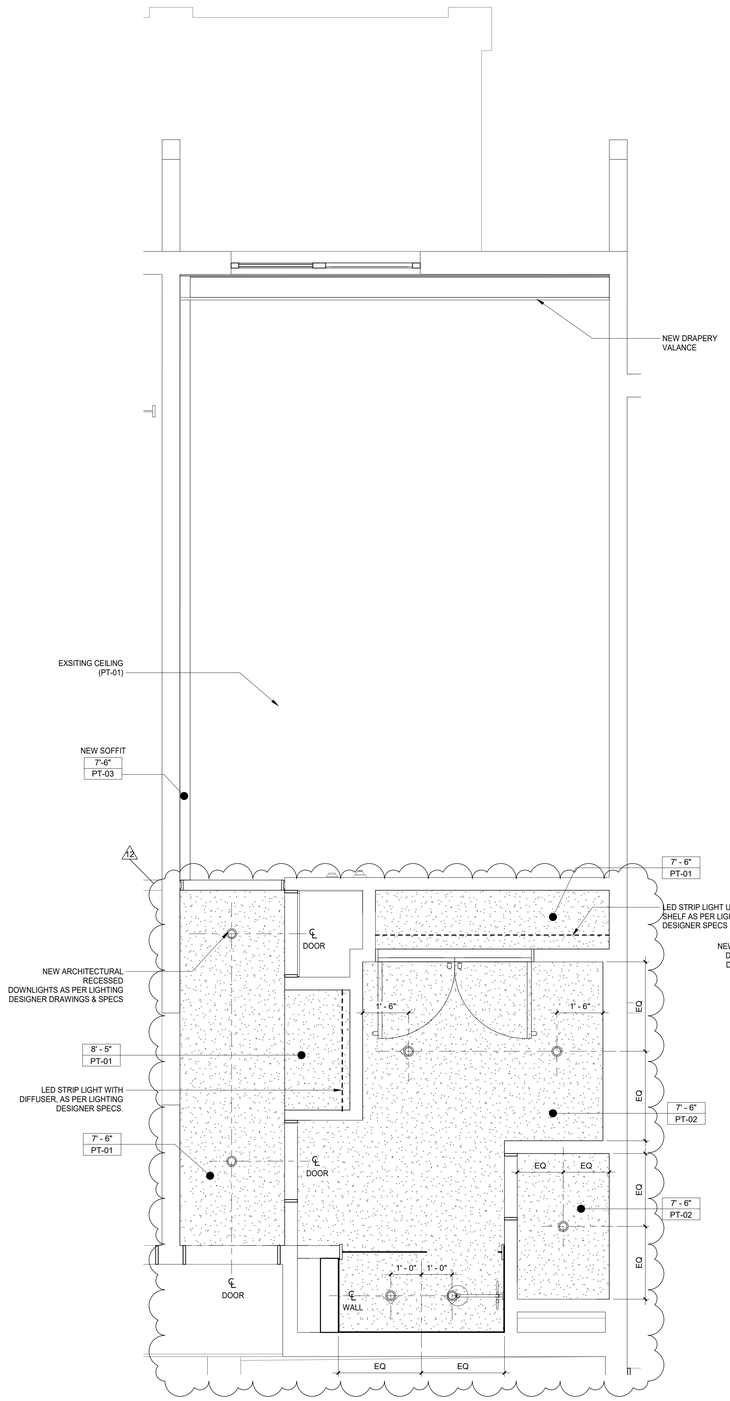

1 LA MARINA GUESTROOM K-1 REFL CLG PLAN

1/2" = 1'-0"

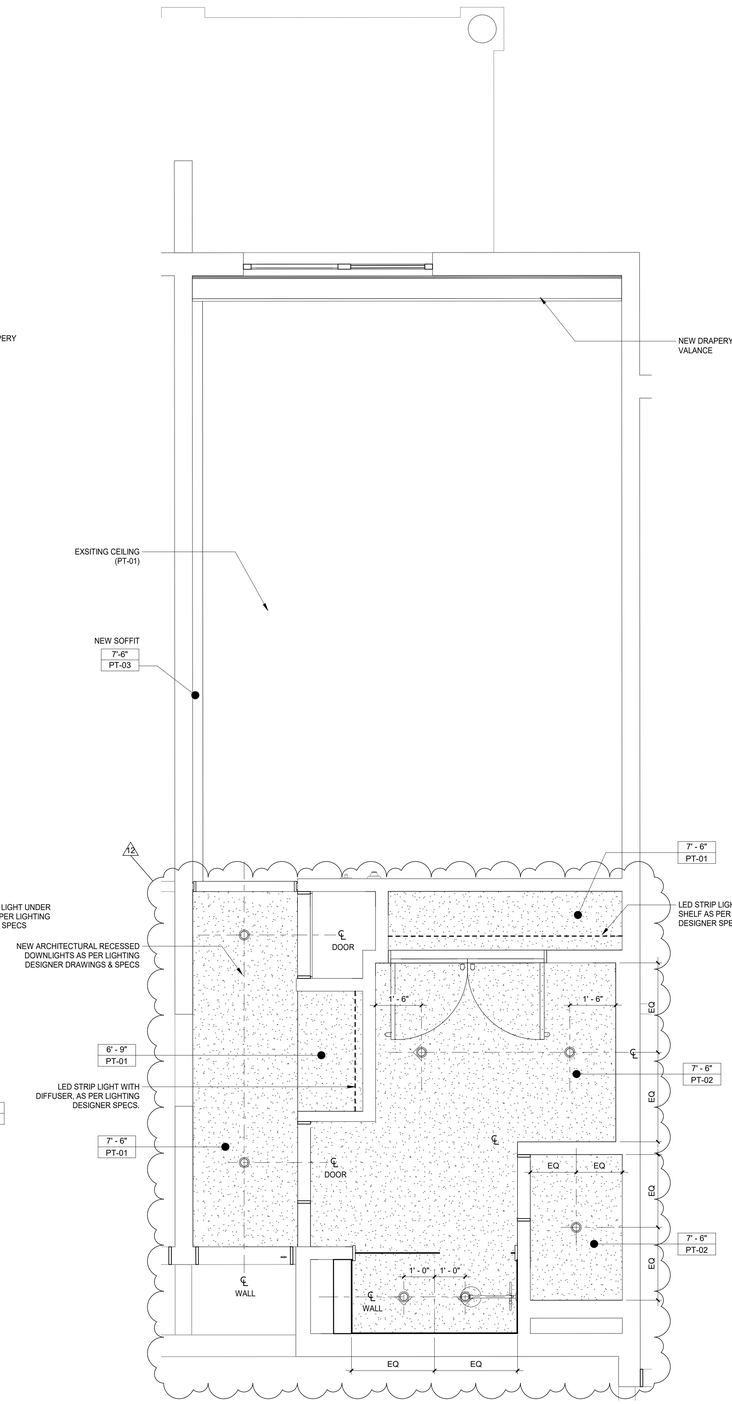

2 LA MARINA GUESTROOM K-1.1 REFL CLG PLAN

1/2" = 1'-0"

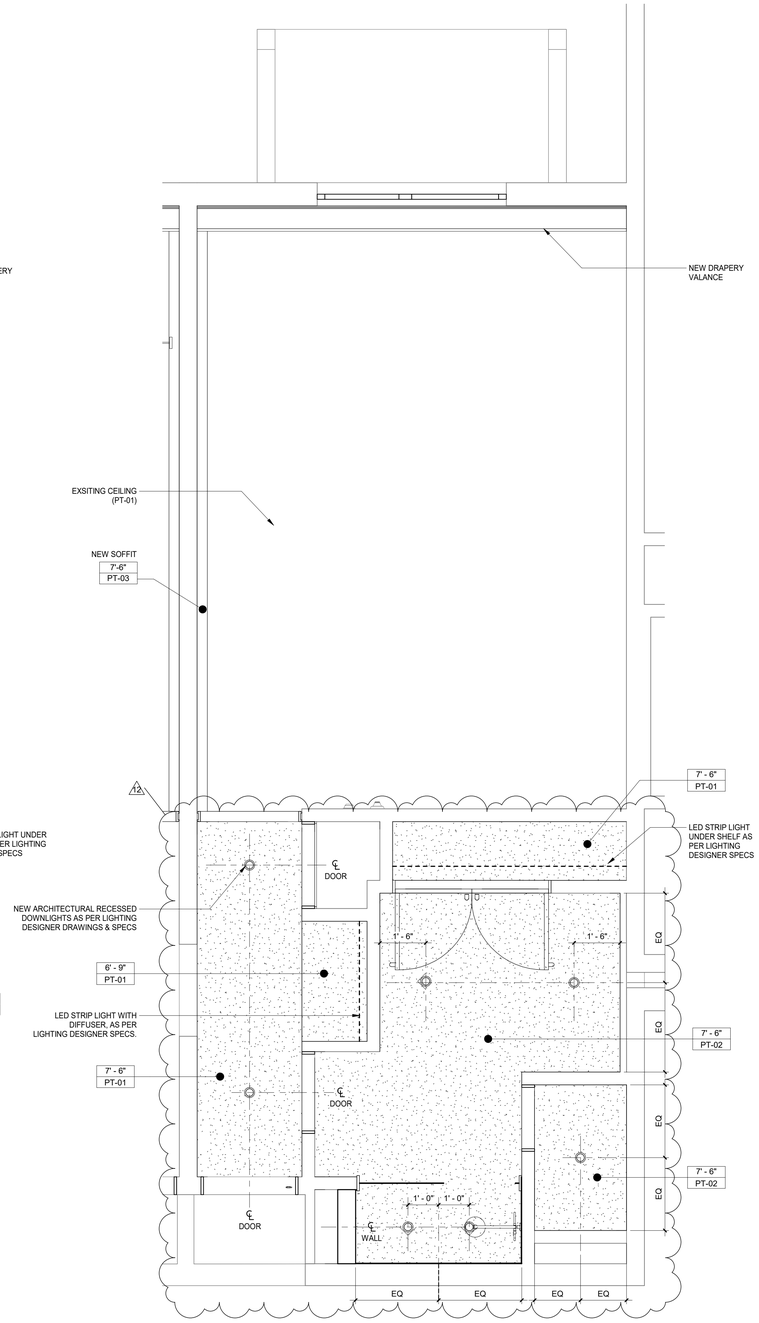

3 LA MARINA GUESTROOM K-1.2 REFL CLG PLAN

1/2" = 1'-0"

Wimberly INTERIORS
a design studio of WATG
strategy planning architecture landscape interiors
new york | NY | 212 274 2626 watg.com

ROYAL BLUE HOSPITALITY, LLC

PO BOX 9832
SAN JUAN, PR 00908
PUERTO RICO

client | consultant

stamp | approval

100% CD SET - LA MARINA - GUESTROOM & SUITES | REV 12 | JUNE 17, 2022 |

key plan

no.	date	issue
12	Date 12	Revision 12
2	06-10-2021	GUESTROOMS REVISED PER CLIENT COMMENTS

issues | revisions

EL CONQUISTADOR RESORT

1000 EL CONQUISTADOR AVENUE
FAJARDO, PR 00738-3711
PUERTO RICO

project logo

BUILDING #5 LA MARINA (LM) - ENLARGED KING GUESTROOM REFLECTED CEILING PLAN

sheet title

project no. 195056 date 02/12/21

checked by: Checker
drawn by: Author

B5
component

I-453
sheet no.

6/17/2022 7:09:21 PM
The original size of this drawing is 30"x42"
Copyright © 2011 WATG. All rights reserved.

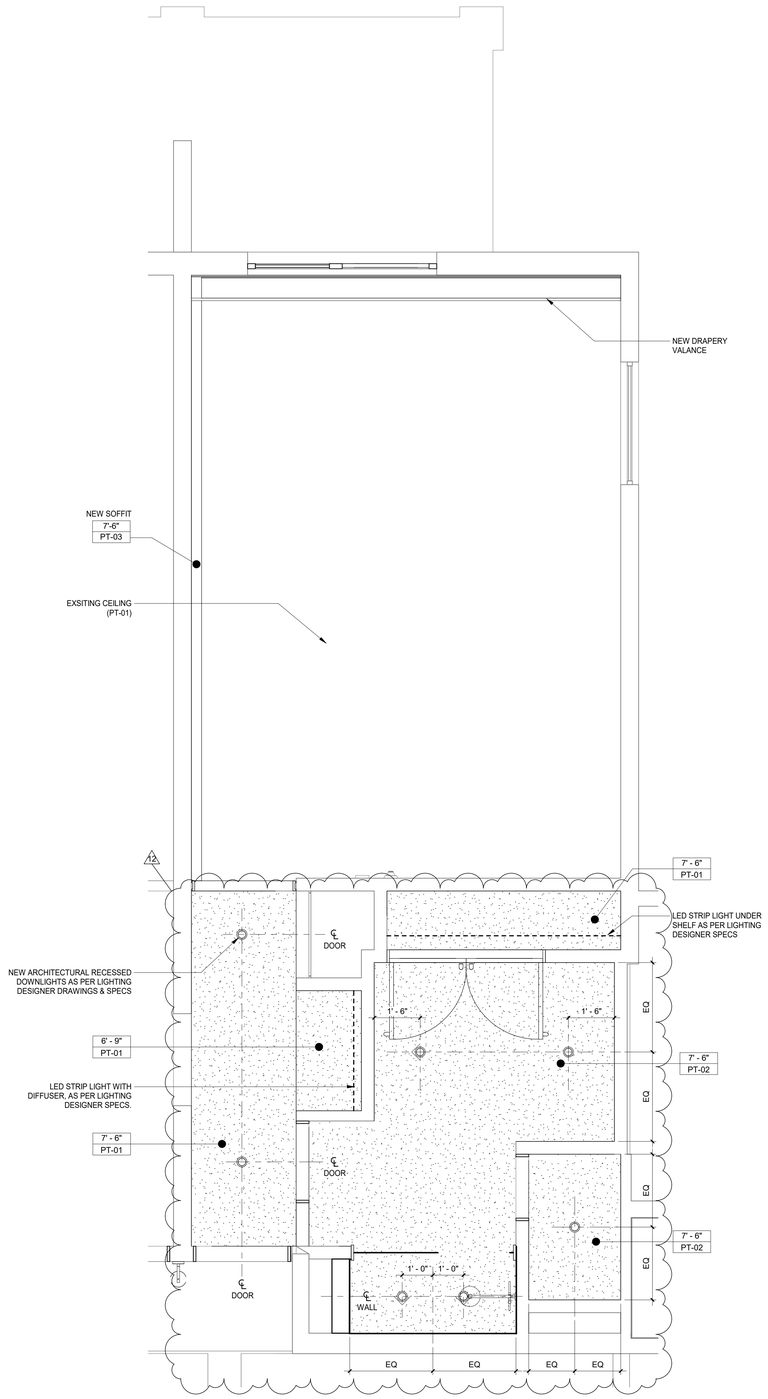

1 **LA MARINA GUESTROOM K-2 REFL CLG PLAN**
1/2" = 1'-0"

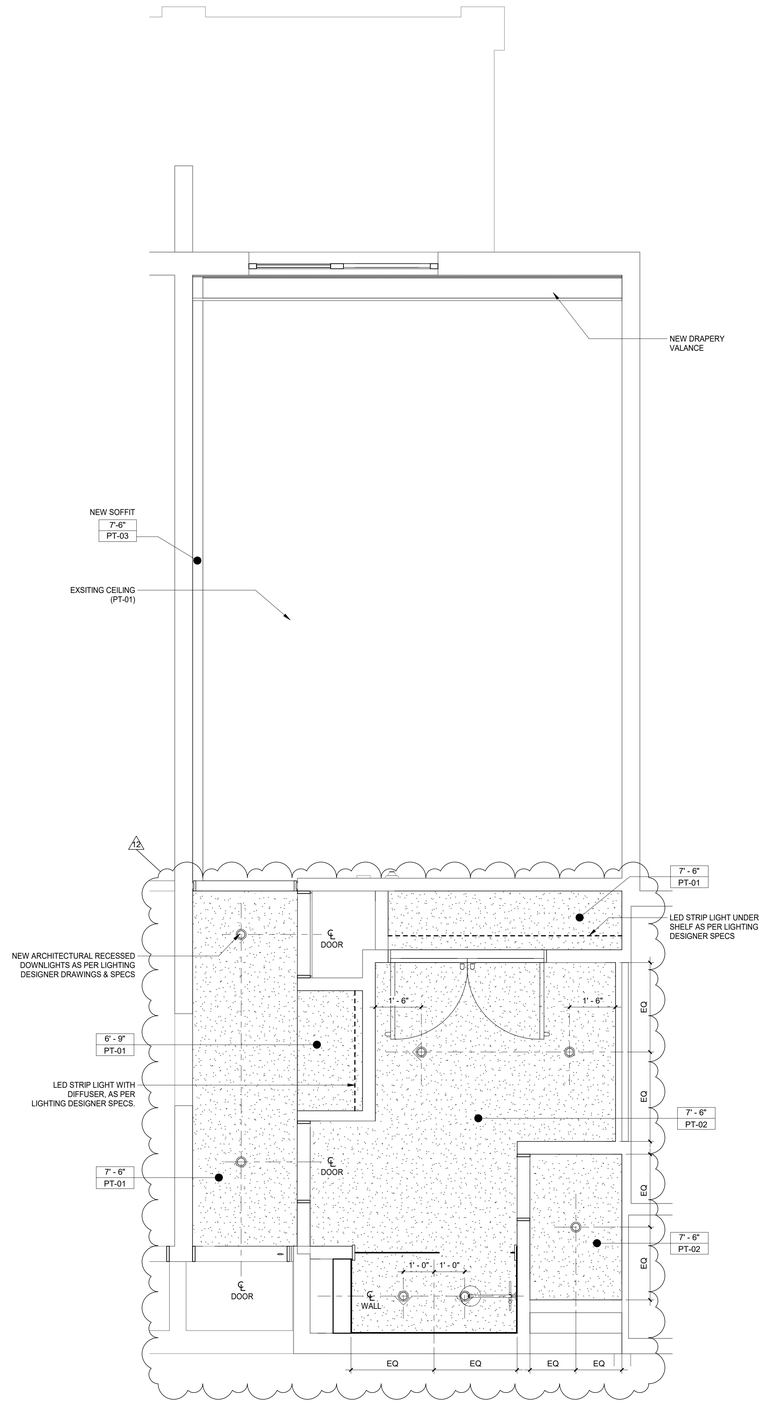

2 **LA MARINA GUESTROOM K-2.1 REFL CLG PLAN**
1/2" = 1'-0"

6/17/2022 7:00:24 PM
The original size of this drawing is 30"x42"
Copyright © 2011 WATG. All rights reserved.

Wimberly INTERIORS
a design studio of WATG

strategy planning architecture landscape interiors

new york | NY | 212 274 2626 watg.com

ROYAL BLUE HOSPITALITY, LLC

PO BOX 9832
SAN JUAN, PR 00908
PUERTO RICO

client | consultant

stamp | approval

100% CD SET - LA MARINA - GUESTROOM & SUITES | REV 12 | JUNE 17, 2022 |

key plan

no.	date	issue
12	Date 12	Revision 12
2	06-10-2021	GUESTROOMS REVISED PER CLIENT COMMENTS

issues | revisions

EL CONQUISTADOR RESORT

1000 EL CONQUISTADOR AVENUE
FAJARDO, PR 00738-3711
PUERTO RICO

project logo

BUILDING #5 LA MARINA (LM) - ENLARGED KING GUESTROOM REFLECTED CEILING PLAN

sheet title

project no. 195056 date 02/12/21

checked by: Checker
drawn by: Author

B5
component

I-454
sheet no.

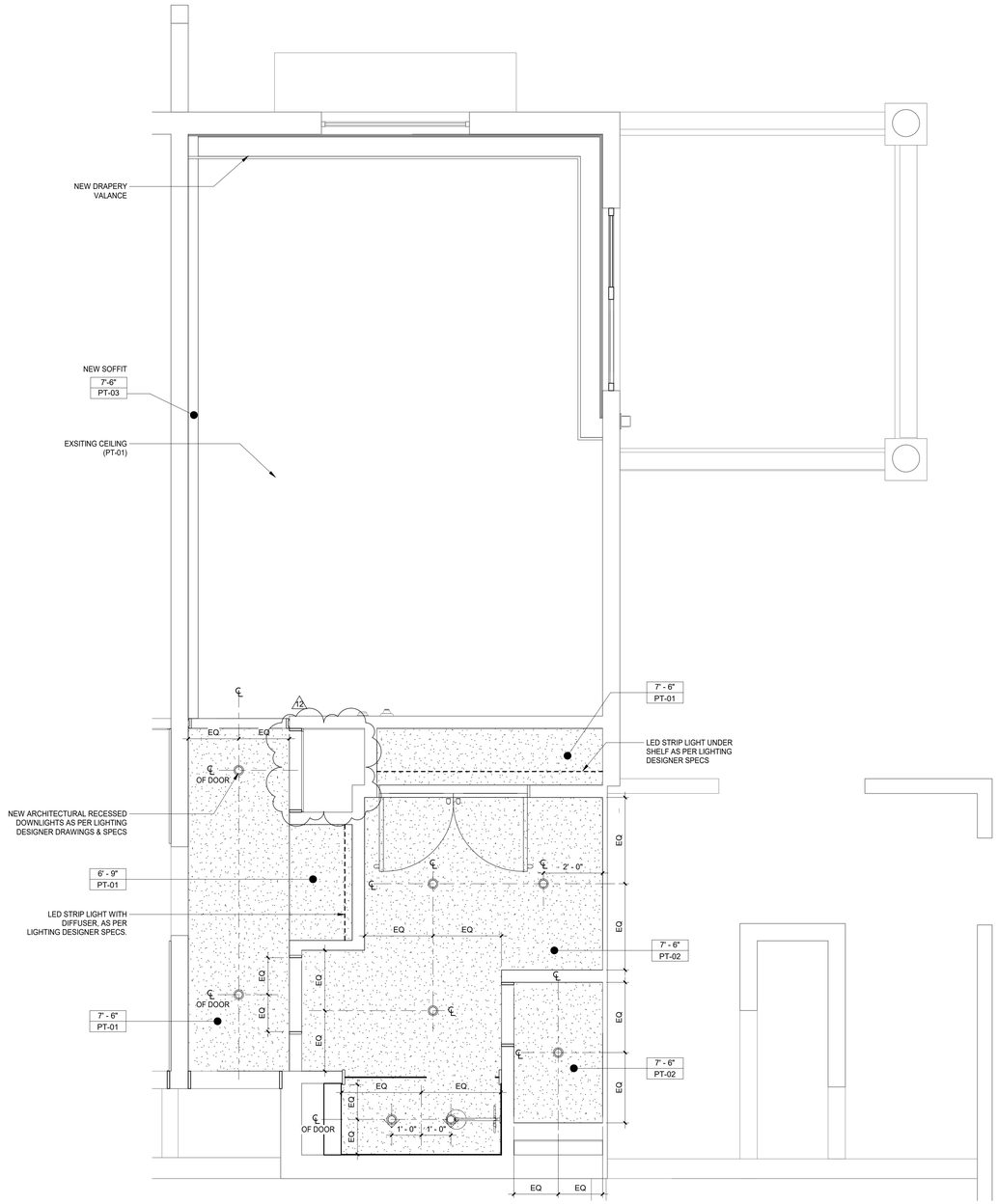

1 LA MARINA GUESTROOM K-3 REFL CLG PLAN

1/2" = 1'-0"

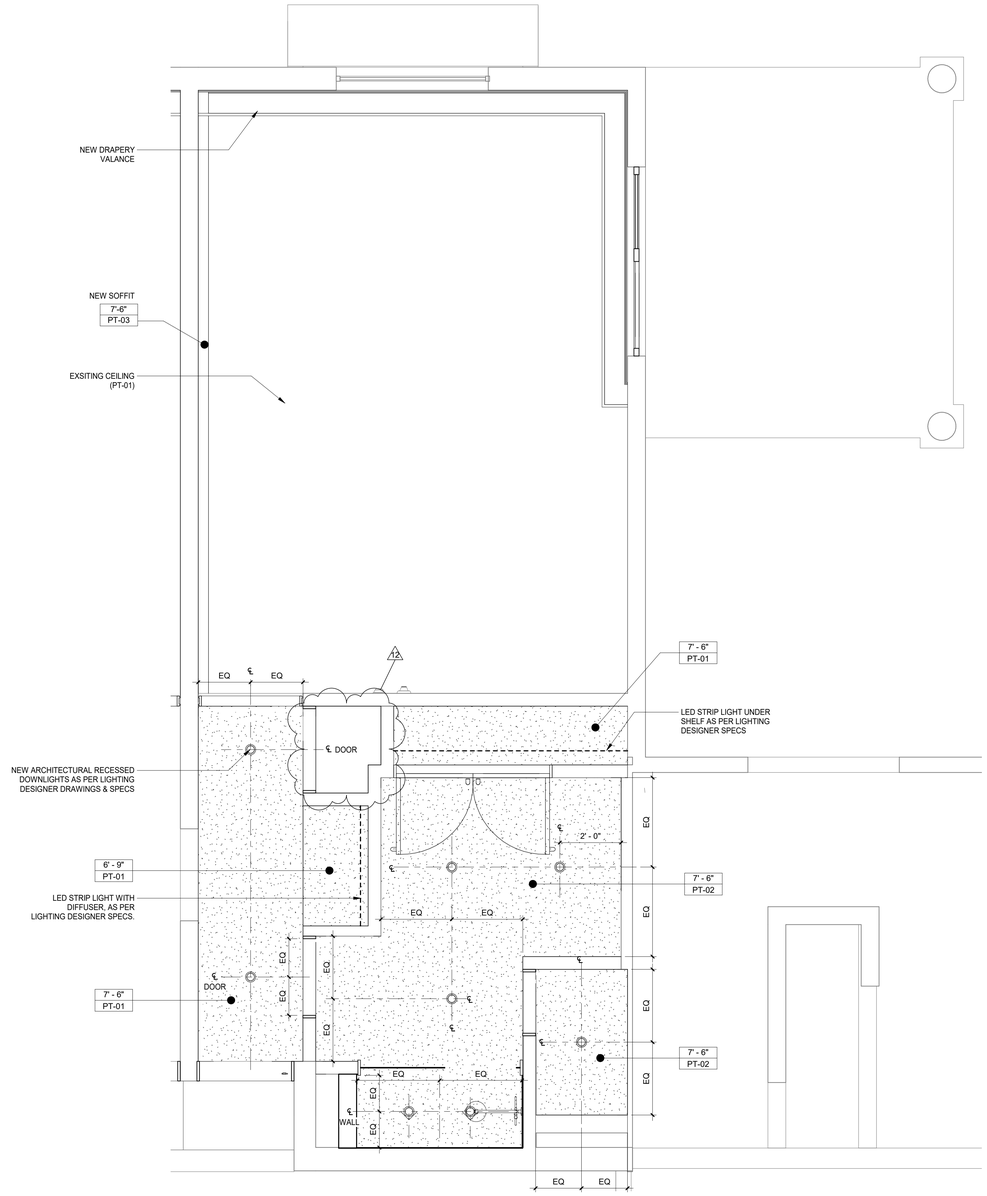

2 LA MARINA GUESTROOM K-3.1 REFL CLG PLAN

1/2" = 1'-0"

Wimberly INTERIORS

a design studio of WATG

strategy planning architecture landscape interiors

new york | NY | 212 274 2626 watg.com

ROYAL BLUE HOSPITALITY, LLC

PO BOX 9832
SAN JUAN, PR 00908
PUERTO RICO

client | consultant

stamp | approval

key plan

no.	date	issue
12	Date 12	Revision 12
10	2022-05-19	LA MARINA PUBLIC AREA MILLWORK UPDATES
2	06-10-2021	GUESTROOMS REVISED PER CLIENT COMMENTS

issues | revisions

EL CONQUISTADOR RESORT

1000 EL CONQUISTADOR AVENUE
FAJARDO, PR 00738-3711
PUERTO RICO

project logo

BUILDING #5 LA MARINA (LM) - ENLARGED KING GUESTROOM REFLECTED CEILING PLAN

sheet title

project no. 195056 date 02/12/21

checked by: Checker
drawn by: Author

B5
component

I-455
sheet no.

100% CD SET - LA MARINA - GUESTROOM & SUITES | REV 12 | JUNE 17, 2022 |

6/17/2022 7:00:28 PM
The original size of this drawing is 30"x42"

Copyright © 2011 WATG. All rights reserved.

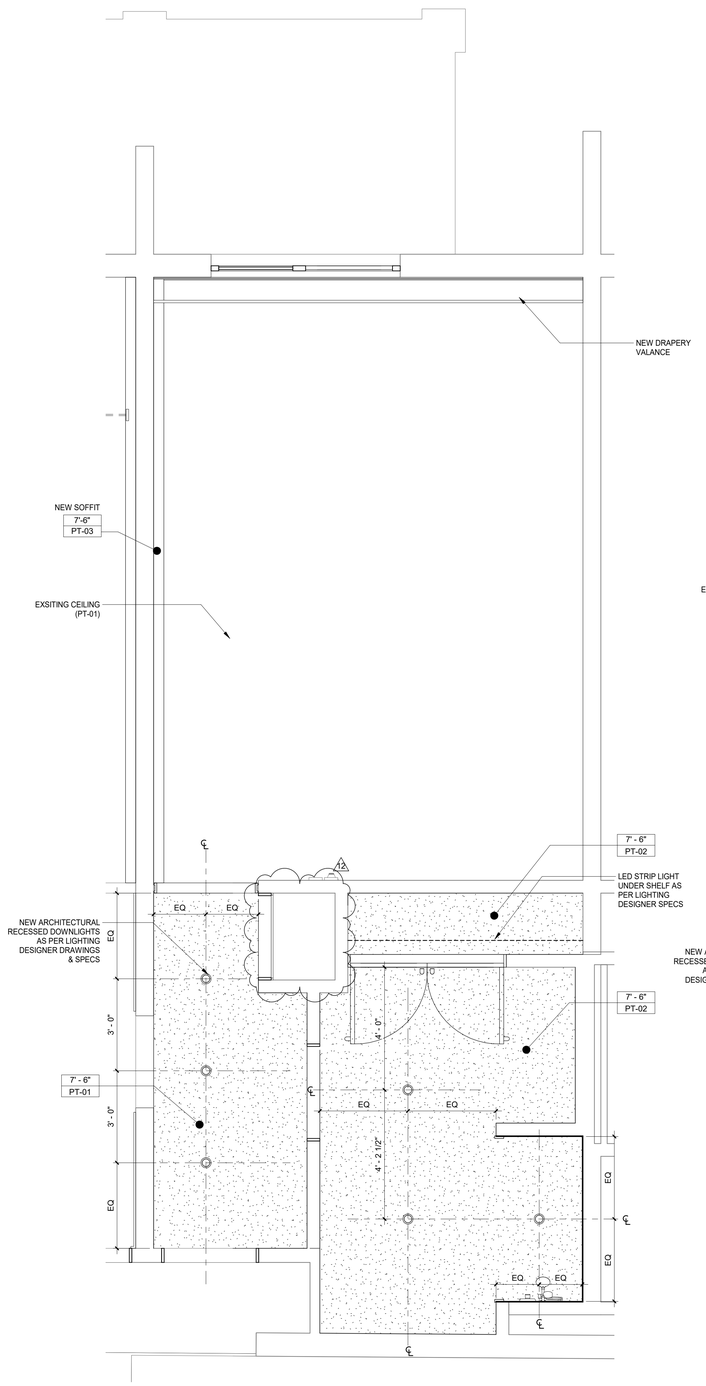

1 **LA MARINA ADA GUESTROOM K-4 REFL CLG PLAN**
1/2" = 1'-0"

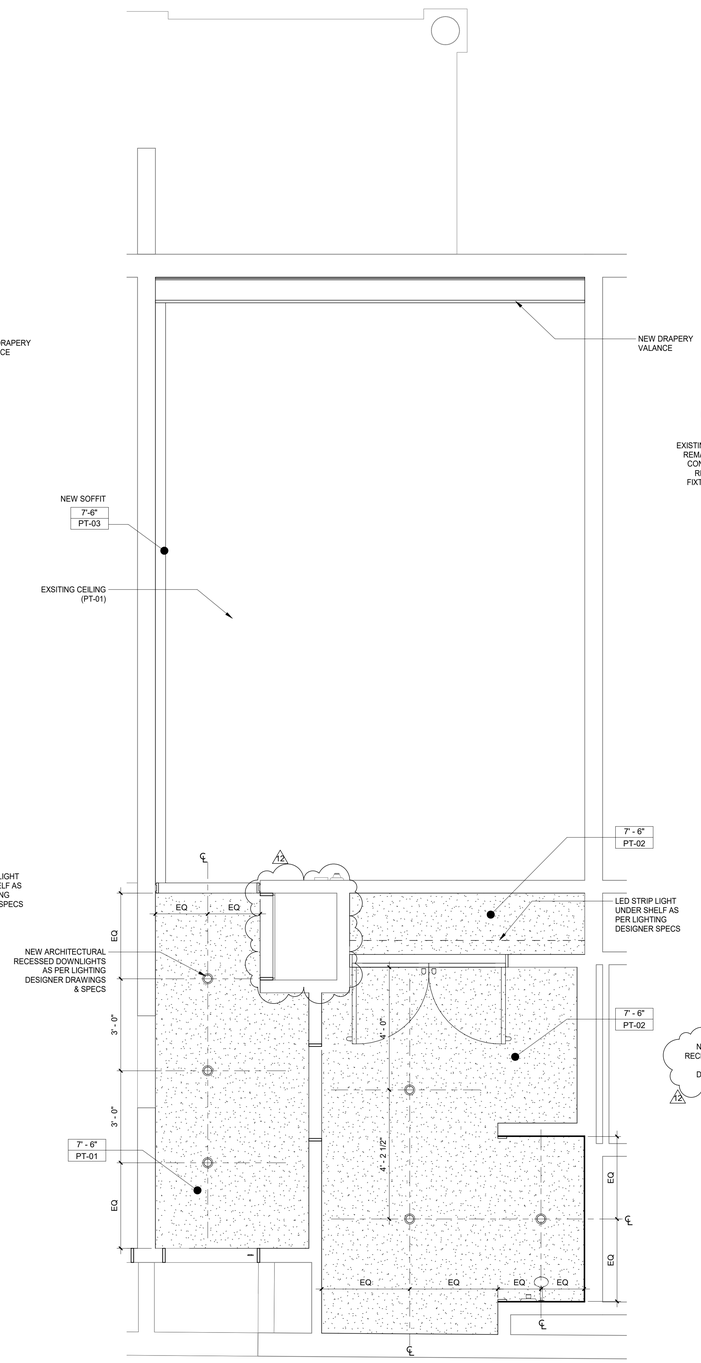

2 **LA MARINA ADA GUESTROOM K-4.1 REFL CLG PLAN**
1/2" = 1'-0"

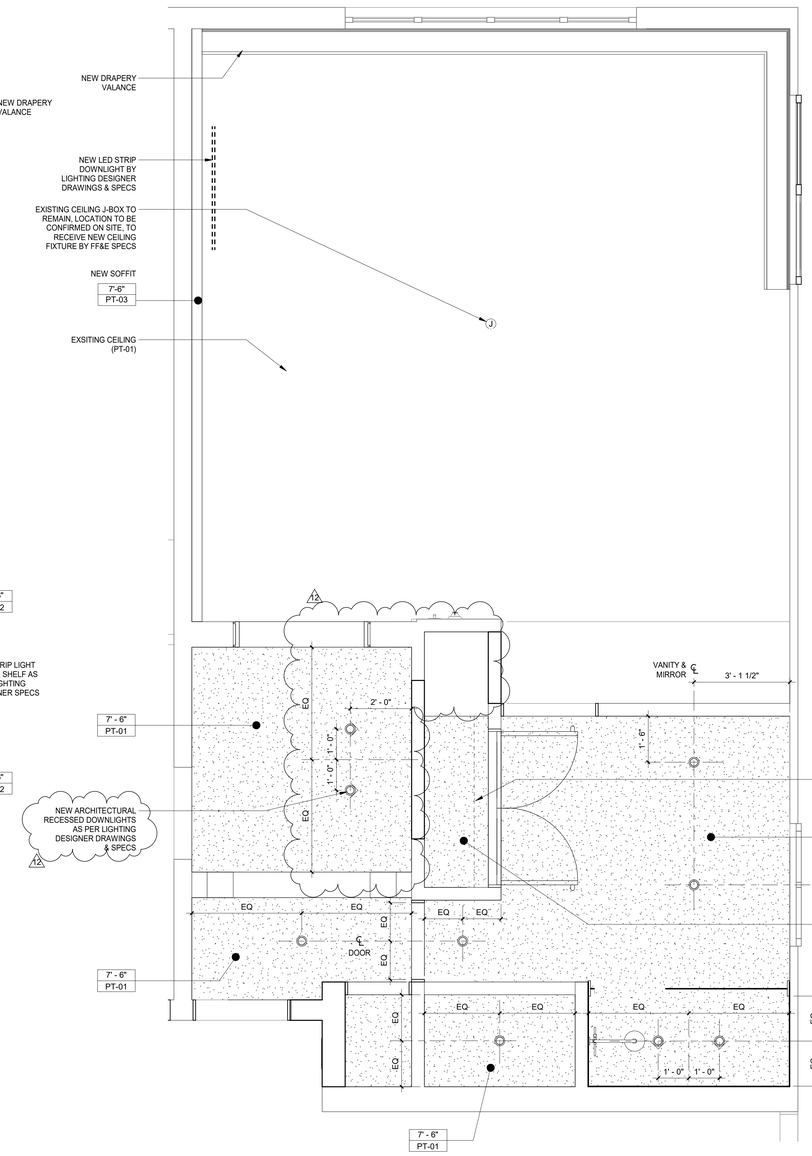

3 **LA MARINA GUESTROOM K-5 REFL CLG PLAN**
1/2" = 1'-0"

6/17/2022 7:00:33 PM
The original size of this drawing is 30"x42"
Copyright © 2011 WATG. All rights reserved.

Wimberly INTERIORS
a design studio of WATG

strategy planning architecture landscape interiors

new york | NY | 212 274 2626 watg.com

ROYAL BLUE HOSPITALITY, LLC

PO BOX 9832
SAN JUAN, PR 00908
PUERTO RICO

client | consultant

stamp | approval

100% CD SET - LA MARINA - GUESTROOM & SUITES | REV 12 | JUNE 17, 2022 |

key plan

no.	date	issue
12	Date 12	Revision 12
11	2022-06-03	LA MARINA GUEST SUITES UPDATES
2	06-10-2021	GUESTROOMS REVISED PER CLIENT COMMENTS

issues | revisions

EL CONQUISTADOR RESORT

1000 EL CONQUISTADOR AVENUE
FAJARDO, PR 00738-3711
PUERTO RICO

project logo

BUILDING #5 LA MARINA (LM) - ENLARGED KING GUESTROOM REFLECTED CEILING PLAN

sheet title

project no. 195056 date 02/12/21

checked by: Checker
drawn by: Author

B5
component

I-456
sheet no.

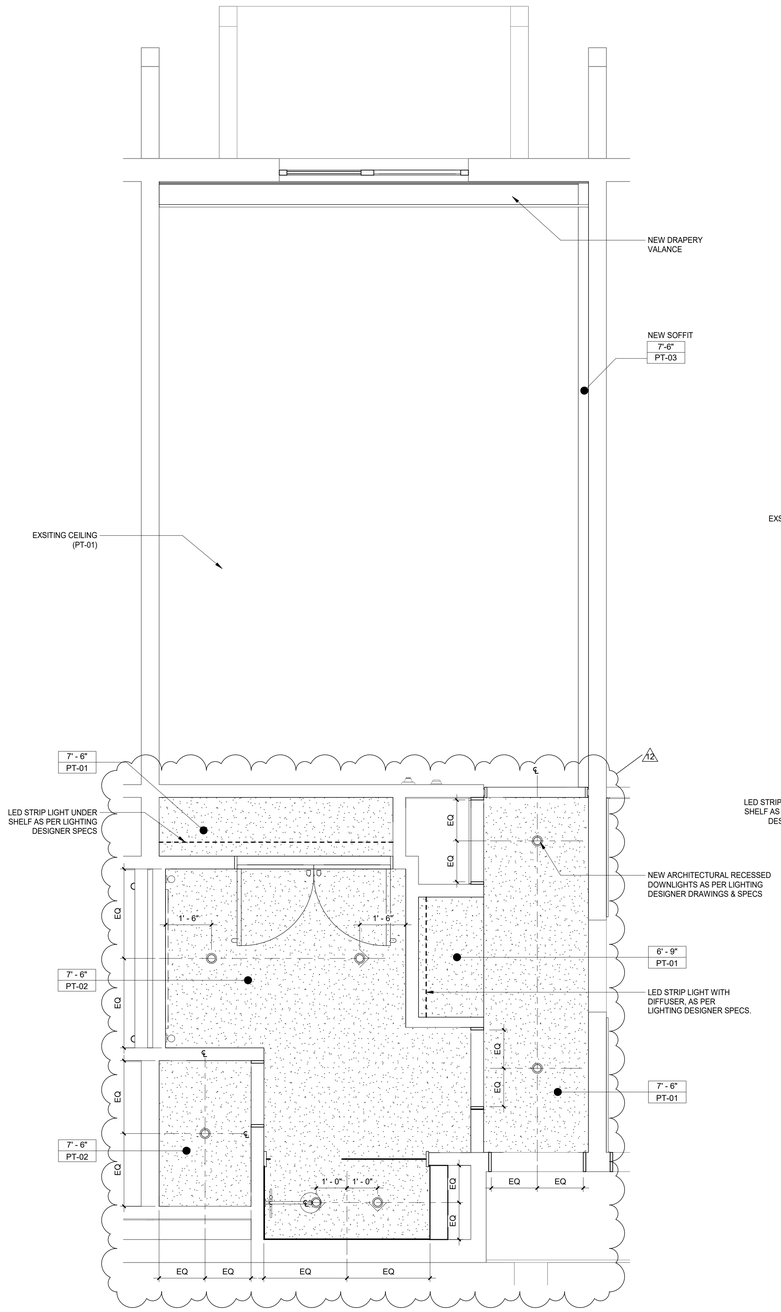

1 **LA MARINA GUESTROOM QQ-1 REFL CLG PLAN**
1/2" = 1'-0"

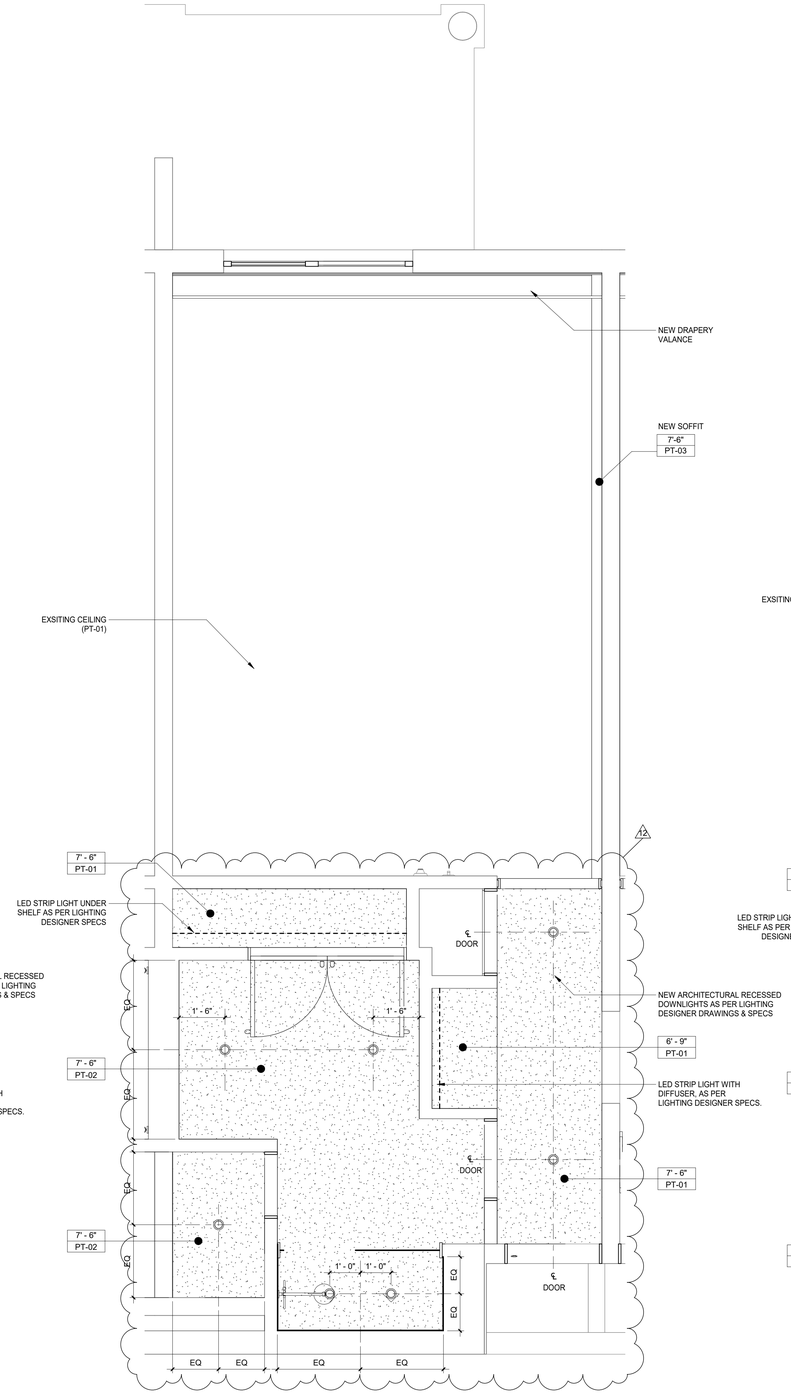

2 **LA MARINA GUESTROOM QQ-1.1 REFL CLG PLAN**
1/2" = 1'-0"

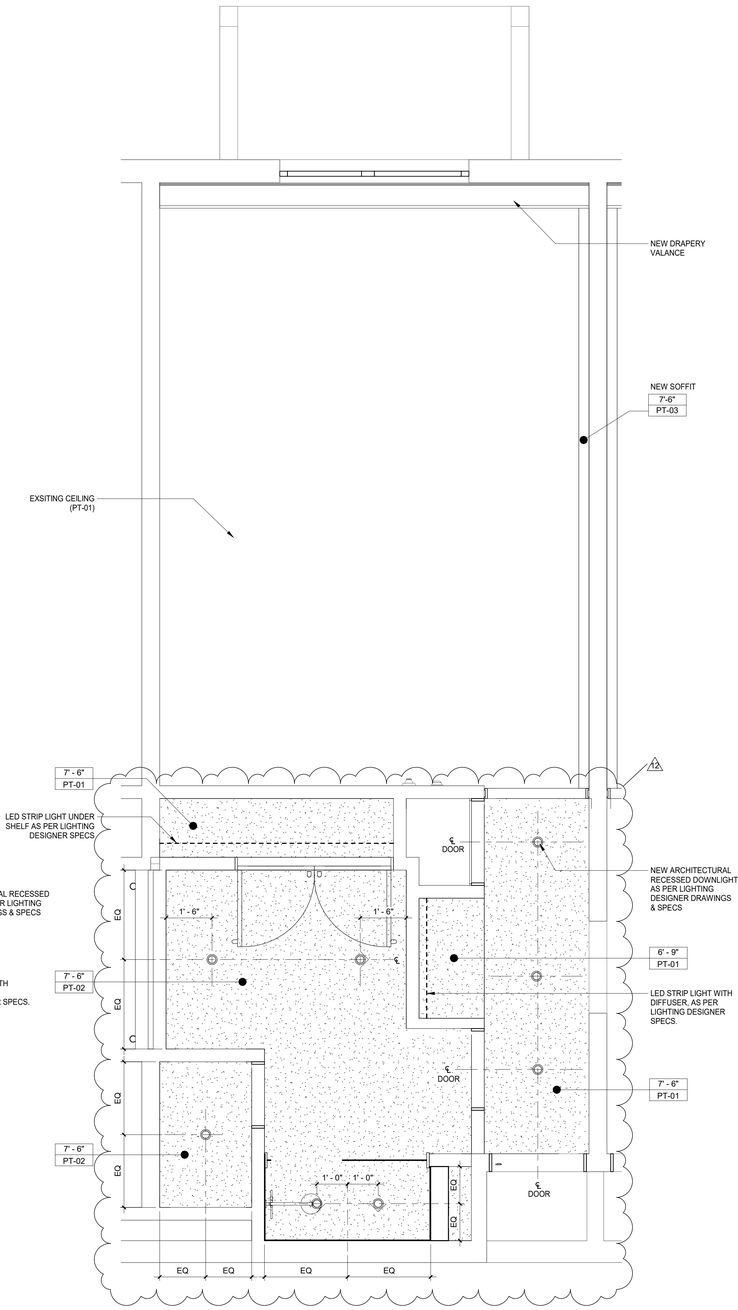

3 **LA MARINA GUESTROOM QQ-1.2 REFL CLG PLAN**
1/2" = 1'-0"

Wimberly INTERIORS
a design studio of WATG
strategy planning architecture landscape interiors
new york | NY | 212 274 2626 watg.com

ROYAL BLUE HOSPITALITY, LLC
PO BOX 9832
SAN JUAN, PR 00908
PUERTO RICO

client | consultant

stamp | approval

key plan

no.	date	issue
12	Date 12	Revision 12
2	06-10-2021	GUESTROOMS REVISED PER CLIENT COMMENTS

issues | revisions

EL CONQUISTADOR RESORT
1000 EL CONQUISTADOR AVENUE
FAJARDO, PR 00738-3711
PUERTO RICO

project logo

BUILDING #5 LA MARINA (LM) - ENLARGED DOUBLE QUEEN GUESTROOM REFLECTED CEILING PLAN

sheet title

project no. 195056 date 02/12/21

checked by: Checker
drawn by: Author

B5
component

I-457
sheet no.

100% CD SET - LA MARINA - GUESTROOM & SUITES | REV 12 | JUNE 17, 2022 |

6/17/2022 7:00:36 PM
The original size of this drawing is 30"x42"
Copyright © 2011 WATG. All rights reserved.

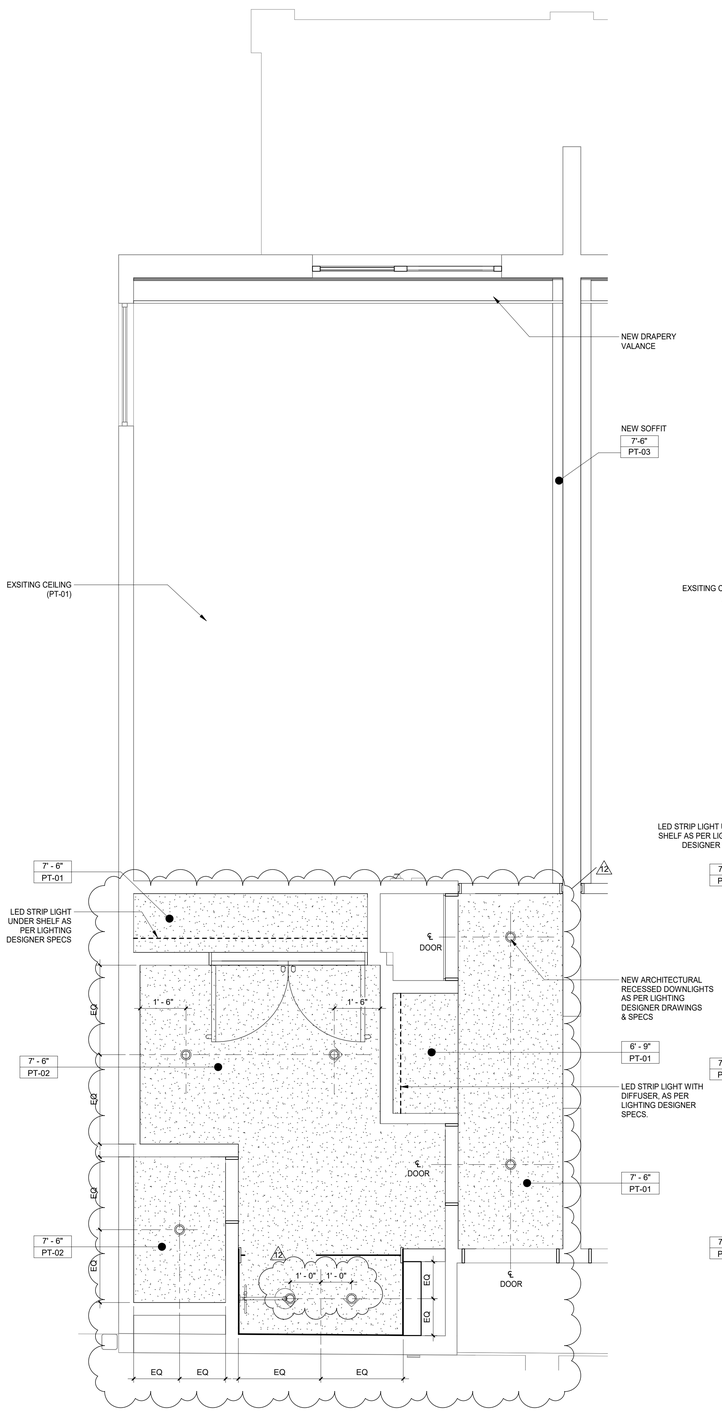

1 LA MARINA GUESTROOM QQ-2 REFL CLG PLAN

1/2" = 1'-0"

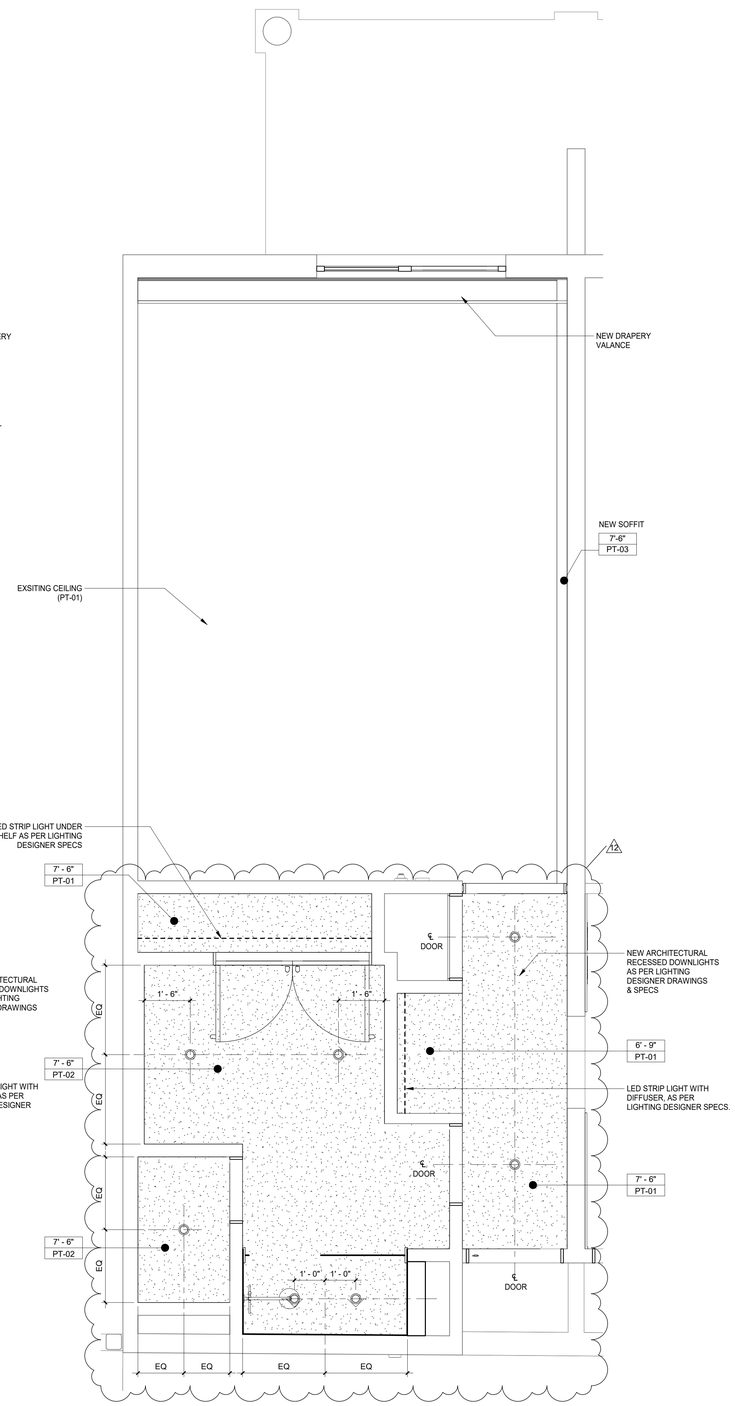

2 LA MARINA GUESTROOM QQ-2.1 REFL CLG PLAN

1/2" = 1'-0"

6/17/2022 7:00:39 PM
The original size of this drawing is 30"x42"
Copyright © 2011 WATG. All rights reserved.

Wimberly INTERIORS
a design studio of WATG
strategy planning architecture landscape interiors
new york | NY | 212 274 2626 watg.com

ROYAL BLUE HOSPITALITY, LLC

PO BOX 9832
SAN JUAN, PR 00908
PUERTO RICO

client | consultant

stamp | approval

100% CD SET - LA MARINA - GUESTROOM & SUITES | REV 12 | JUNE 17, 2022 |

key plan

no.	date	issue
12	Date 12	Revision 12
2	06-10-2021	GUESTROOMS REVISED PER CLIENT COMMENTS

issues | revisions

EL CONQUISTADOR RESORT

1000 EL CONQUISTADOR AVENUE
FAJARDO, PR 00738-3711
PUERTO RICO

project logo

BUILDING #5 LA MARINA (LM) - ENLARGED DOUBLE QUEEN GUESTROOM REFLECTED CEILING PLAN

sheet title

project no. 195056 date 02/12/21

checked by: Checker
drawn by: Author

B5
component

I-458
sheet no.

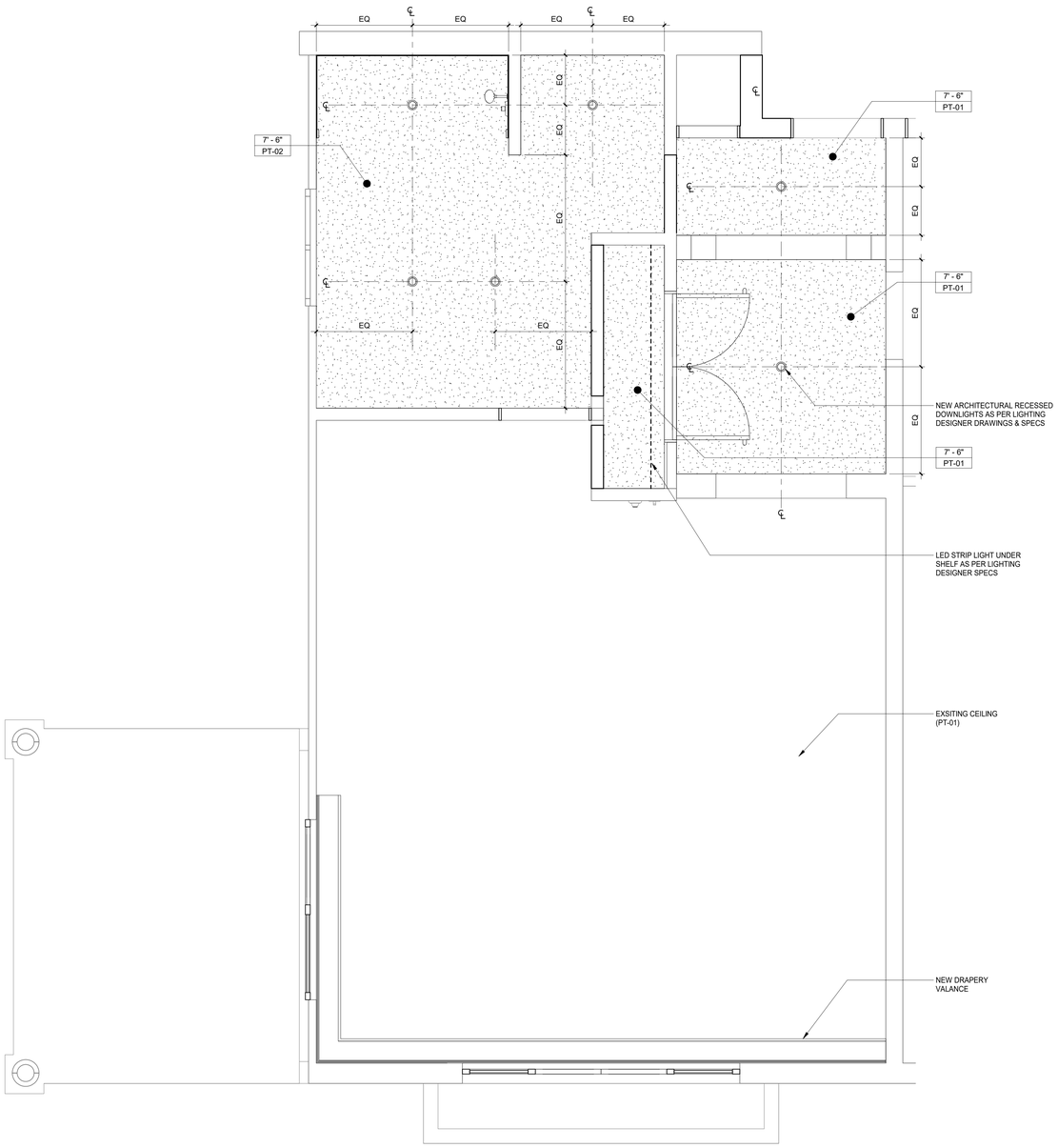

1 LA MARINA GUESTROOM QQ-4 ADA REFL CLG PLAN

1/2" = 1'-0"

6/17/2022 7:00:41 PM
The original size of this drawing is 30"x42"

Copyright © 2011 WATG. All rights reserved.

100% CD SET - LA MARINA - GUESTROOM & SUITES | REV 12 | JUNE 17, 2022 |

Wimberly INTERIORS

a design studio of WATG

strategy planning architecture landscape interiors

new york | NY | 212 274 2626 watg.com

ROYAL BLUE HOSPITALITY, LLC

PO BOX 9832
SAN JUAN, PR 00908
PUERTO RICO

client | consultant

stamp | approval

key plan

no.	date	issue
2	06-10-2021	GUESTROOMS REVISED PER CLIENT COMMENTS

issues | revisions

EL CONQUISTADOR RESORT

1000 EL CONQUISTADOR AVENUE
FAJARDO, PR 00738-3711
PUERTO RICO

project logo

BUILDING #5 LA MARINA (LM) - ENLARGED DOUBLE QUEEN GUESTROOM REFLECTED CEILING PLAN

sheet title

project no. 195056 date 04/21/21

checked by: MC
drawn by: KR

B5

component

I-459

sheet no.

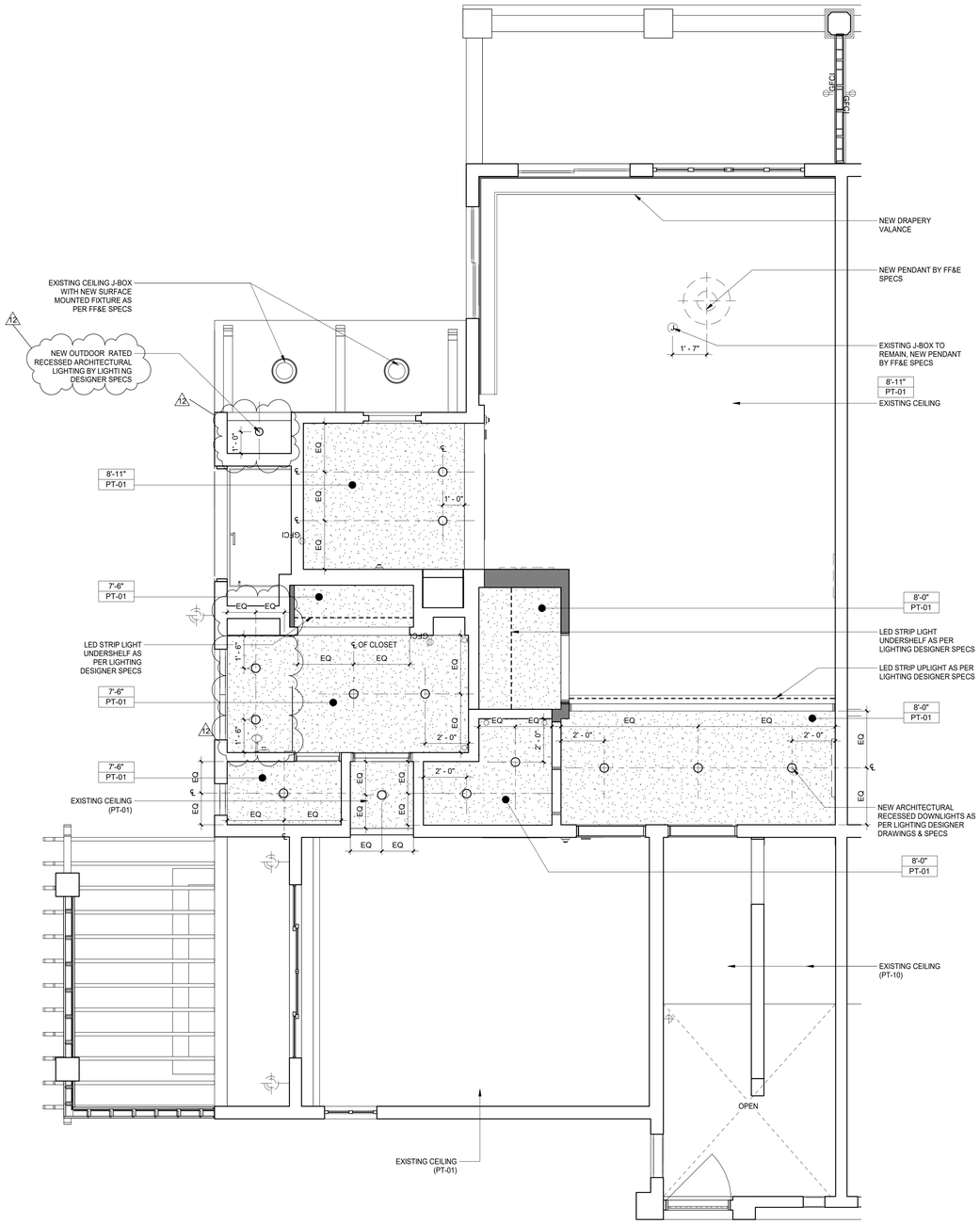

1 **LA MARINA GUEST SUITE KS-1 REFL CLG PLAN**
3/8" = 1'-0"

6/17/2022 7:00:43 PM
The original size of this drawing is 30"x42"
Copyright © 2011 WATG. All rights reserved.

Wimberly INTERIORS
a design studio of WATG
strategy planning architecture landscape interiors
new york | NY | 212 274 2626 watg.com

ROYAL BLUE HOSPITALITY, LLC
PO BOX 9832
SAN JUAN, PR 00908
PUERTO RICO

client | consultant

stamp | approval

100% CD SET - LA MARINA - GUESTROOM & SUITES | REV 12 | JUNE 17, 2022 |

key plan

no.	date	issue
12	Date 12	Revision 12
11	2022-06-03	LA MARINA GUEST SUITES UPDATES
9	2022-02-14	GUESTROOM SUITE CORRIDOR
5	Date 5	GUESTROOM SUITE REVIES PER COMMENTS
4	08-03-2021	GUESTROOM SUITES REVISION

issues | revisions

EL CONQUISTADOR RESORT
1000 EL CONQUISTADOR AVENUE
FAJARDO, PR 00738-3711
PUERTO RICO

project logo

BUILDING #5 LA MARINA (LM) - ENLARGED GUEST SUITES REFLECTED CEILING PLAN

sheet title

project no. 195056 date 02/12/21

checked by: Checker
drawn by: Author

B5
component

I-460
sheet no.

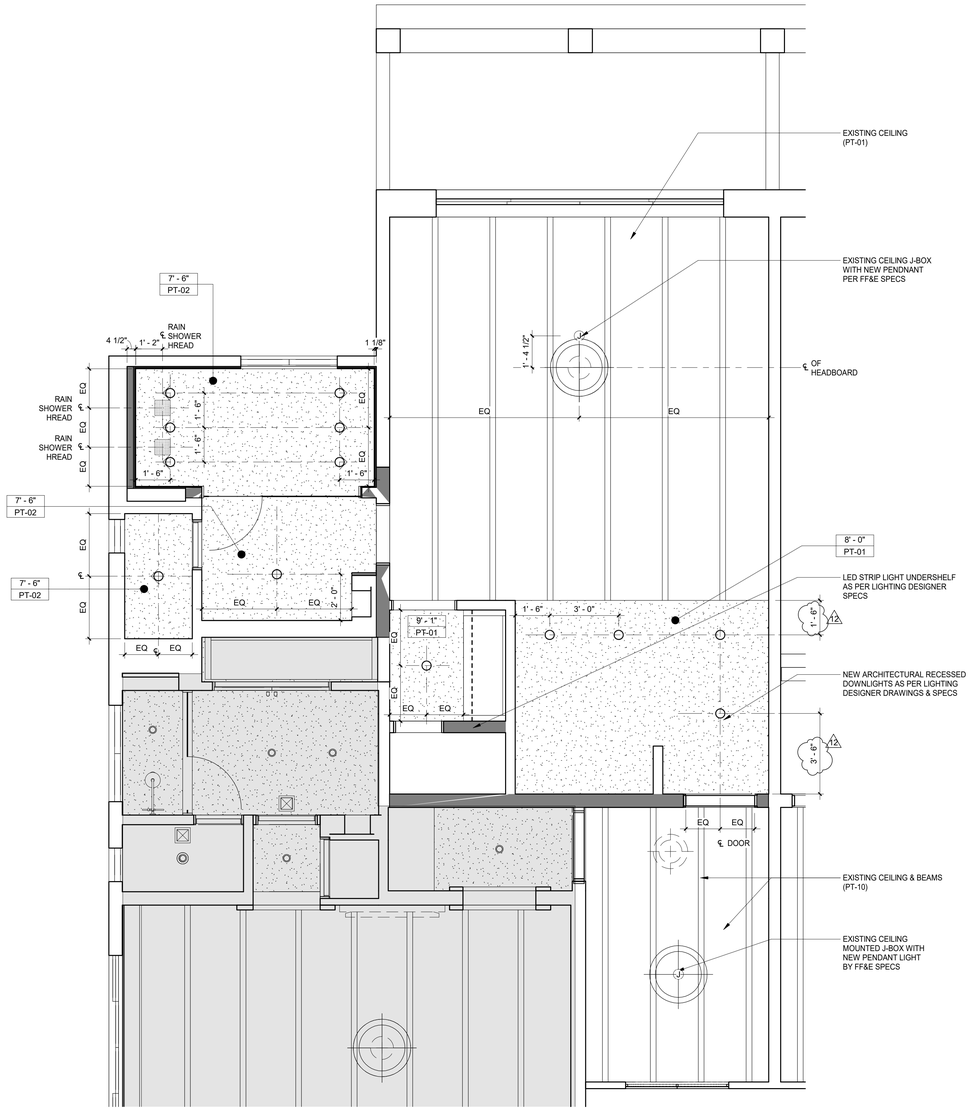

1 LA MARINA GUESTR SUITE KS-2 REFL CLG PLAN

3/8" = 1'-0"

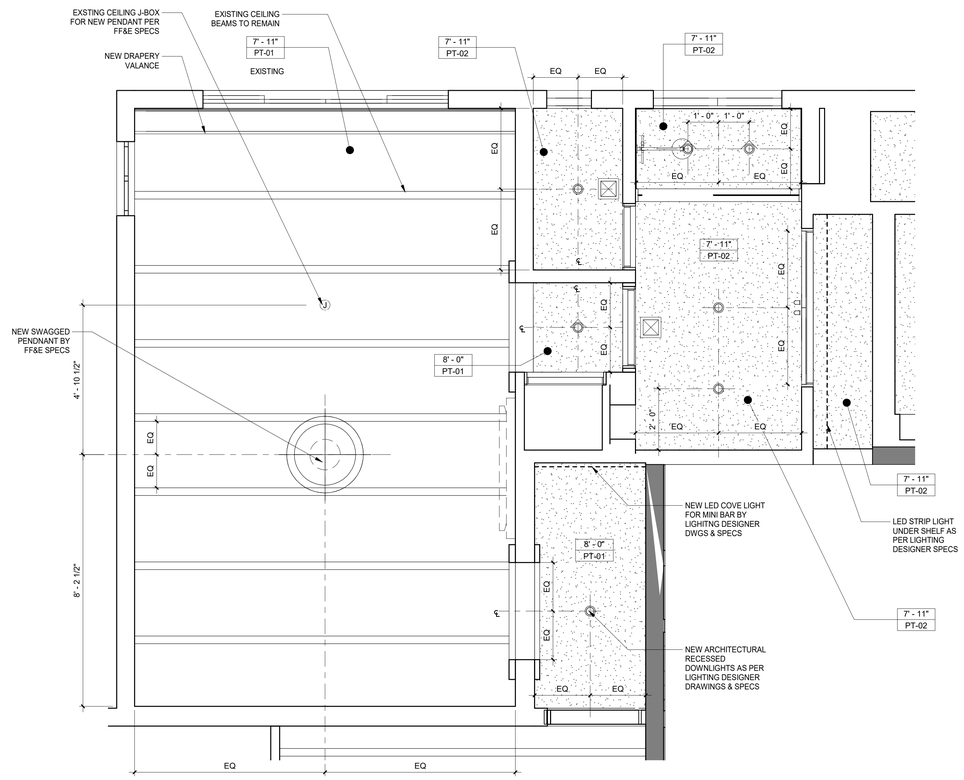

2 LA MARINA GUESTROOM QQ-3 REFL CLG PLAN

1/2" = 1'-0"

6/17/2022 7:00:47 PM
The original size of this drawing is 30"x42" Copyright © 2011 WATG. All rights reserved.

Wimberly INTERIORS
a design studio of WATG
strategy planning architecture landscape interiors
new york | NY | 212 274 2626 watg.com

ROYAL BLUE HOSPITALITY, LLC

PO BOX 9832
SAN JUAN, PR 00908
PUERTO RICO

client | consultant

stamp | approval

key plan

no.	date	issue
12	Date 12	Revision 12
11	2022-06-03	LA MARINA GUEST SUITES UPDATES

issues | revisions

EL CONQUISTADOR RESORT

1000 EL CONQUISTADOR AVENUE
FAJARDO, PR 00738-3711
PUERTO RICO

project logo

BUILDING #5 LA MARINA (LM) - ENLARGED GUEST SUITES REFLECTED CEILING PLAN

sheet title

project no. 195056 date 05/16/22

checked by: Checker
drawn by: Author

B5
component

I-460.1
sheet no.

100% CD SET - LA MARINA - GUESTROOM & SUITES | REV 12 | JUNE 17, 2022 |

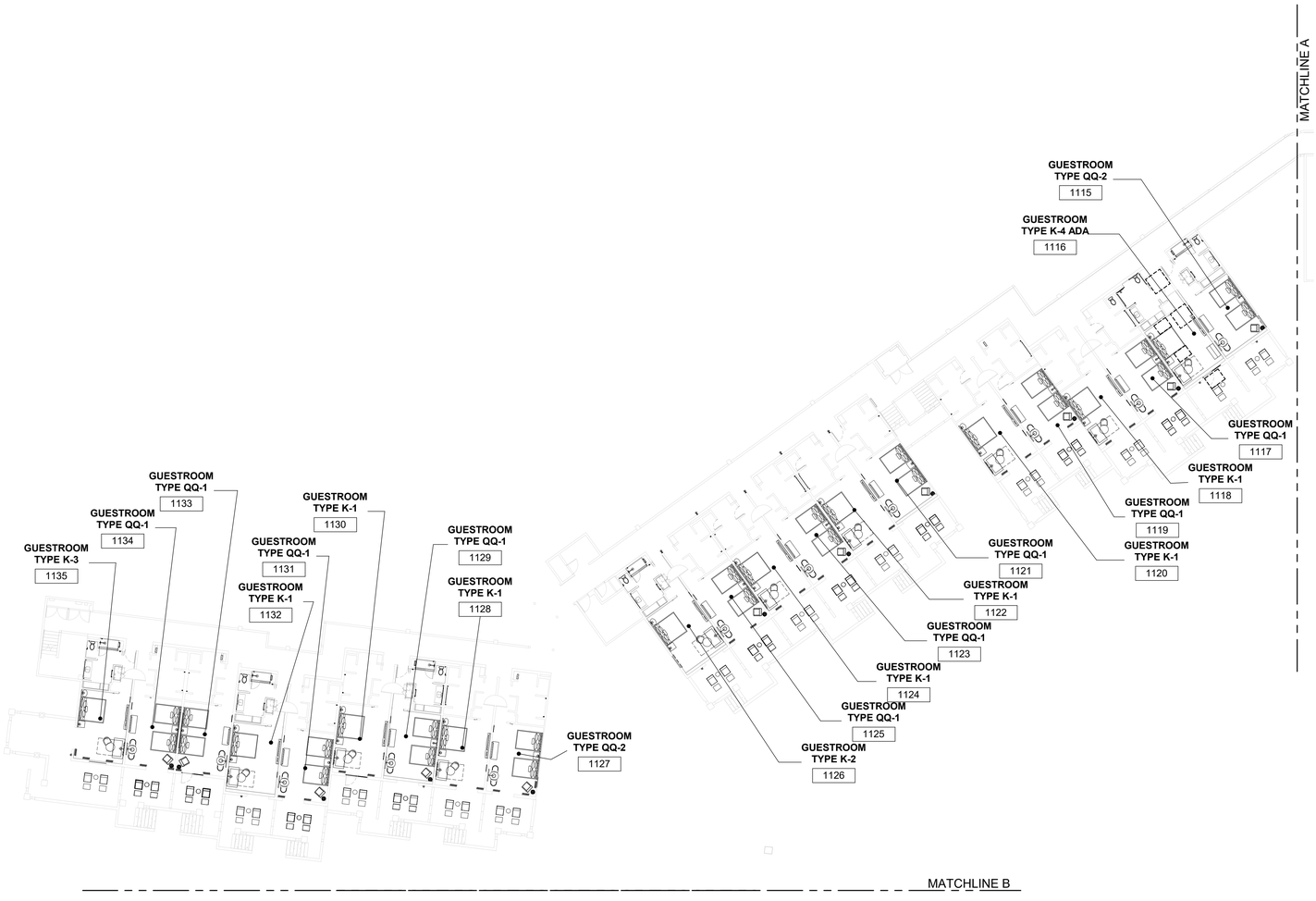

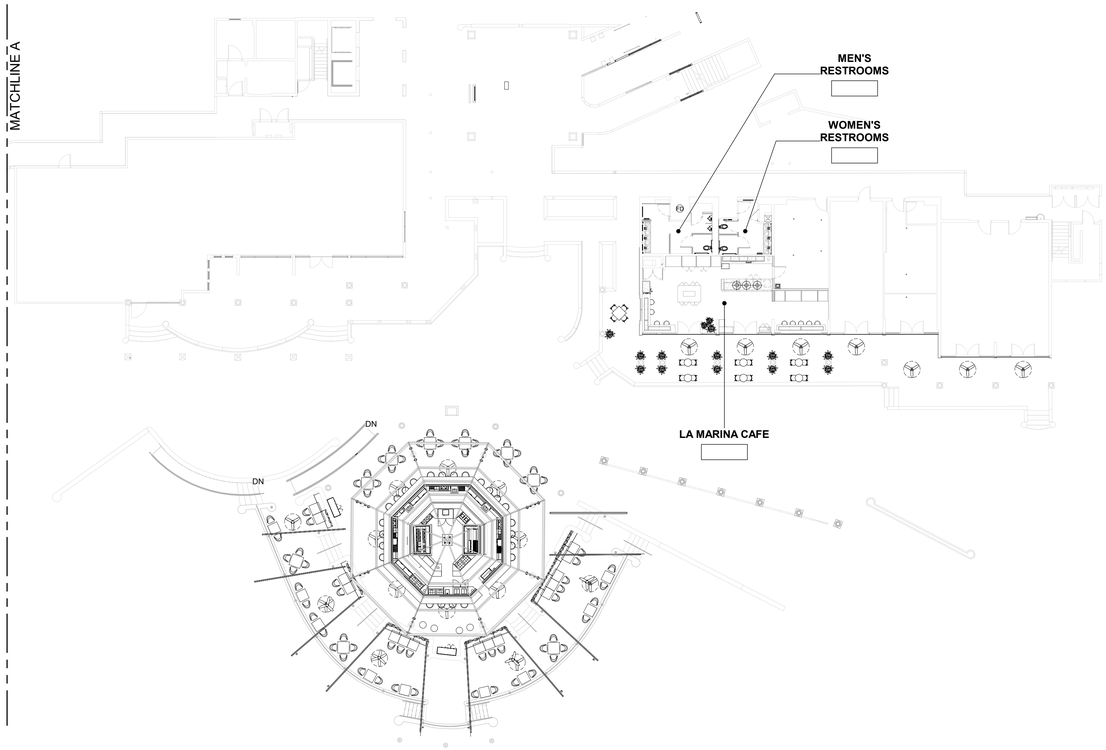

1 LA MARINA - 1ST LEVEL OVERALL FF&E PLAN

1/16" = 1'-0"

6/17/2022 7:00:53 PM
The original size of this drawing is 30"x42"
Copyright © 2011 WATG. All rights reserved.

100% CD SET - LA MARINA - GUESTROOM & SUITES | REV 12 | JUNE 17, 2022 |

Wimberly INTERIORS
a design studio of WATG
strategy planning architecture landscape interiors
new york | NY | 212 274 2626 watg.com

ROYAL BLUE HOSPITALITY, LLC
PO BOX 9832
SAN JUAN, PR 00908
PUERTO RICO

client | consultant

stamp | approval

key plan

no.	date	issue

issues | revisions

EL CONQUISTADOR RESORT
1000 EL CONQUISTADOR AVENUE
FAJARDO, PR 00738-3711
PUERTO RICO

project logo

BUILDING #5 LA MARINA (LM) - 1ST LEVEL OVERALL FF&E PLAN

sheet title

project no. 195056 date 08/24/2020

checked by: MC
drawn by: AR

B5
component

I-501
sheet no.

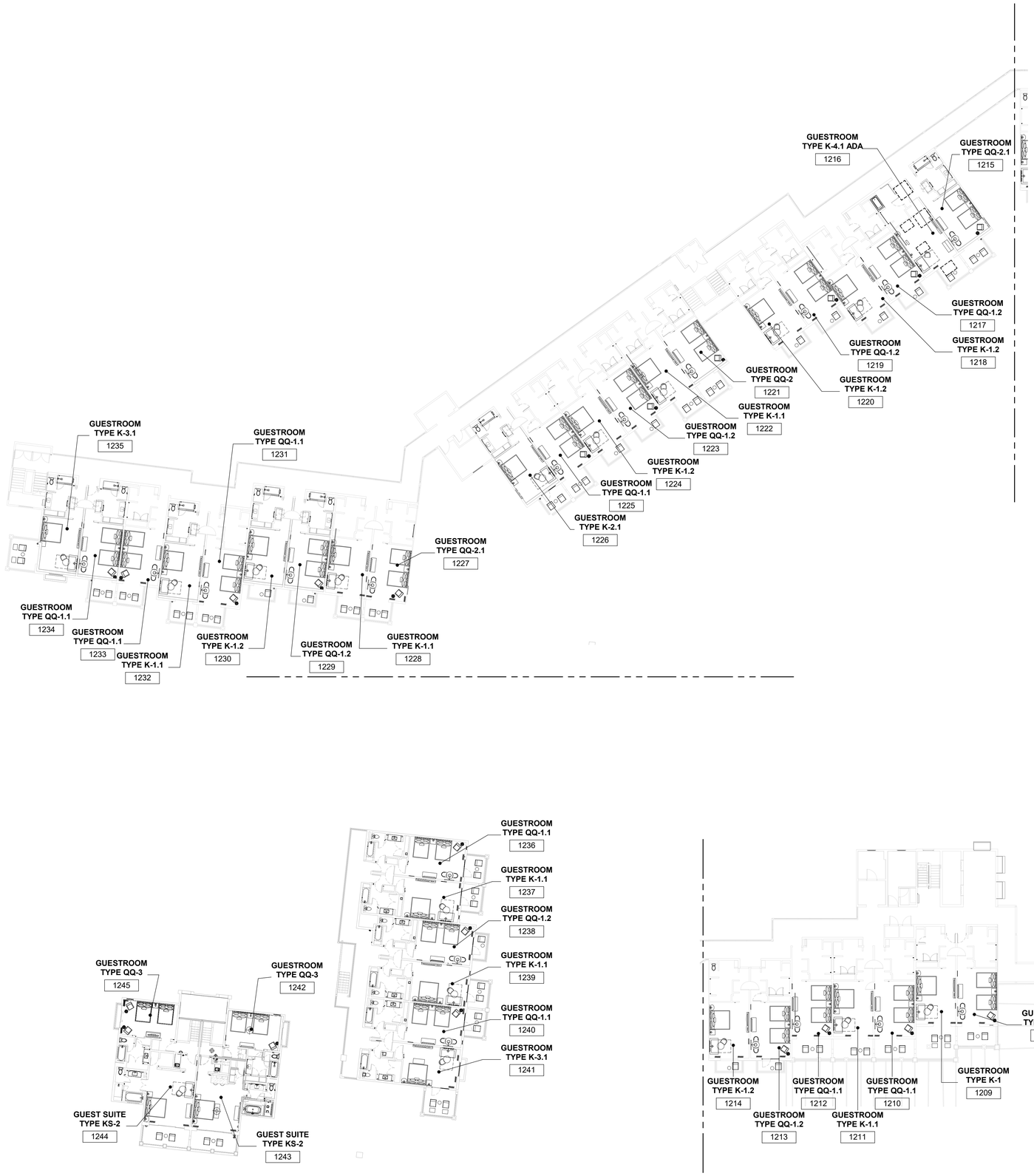

1 LA MARINA - 2ND LEVEL OVERALL FF&E PLAN

1/16" = 1'-0"

6/17/2022 7:00:59 PM
The original size of this drawing is 30"x42"
Copyright © 2011 WATG. All rights reserved.

100% CD SET - LA MARINA - GUESTROOM & SUITES | REV 12 | JUNE 17, 2022 |

Wimberly INTERIORS
a design studio of WATG
strategy planning architecture landscape interiors
new york | NY | 212 274 2626 watg.com

ROYAL BLUE HOSPITALITY, LLC

PO BOX 9832
SAN JUAN, PR 00908
PUERTO RICO

client | consultant

stamp | approval

key plan

no.	date	issue

issues | revisions

EL CONQUISTADOR RESORT

1000 EL CONQUISTADOR AVENUE
FAJARDO, PR 00738-3711
PUERTO RICO

project logo

BUILDING #5 LA MARINA (LM) - 2ND LEVEL OVERALL FF&E PLAN

sheet title

project no. 195056 date 08/24/2020

checked by: Checker
drawn by: Author

B5
component

I-502
sheet no.

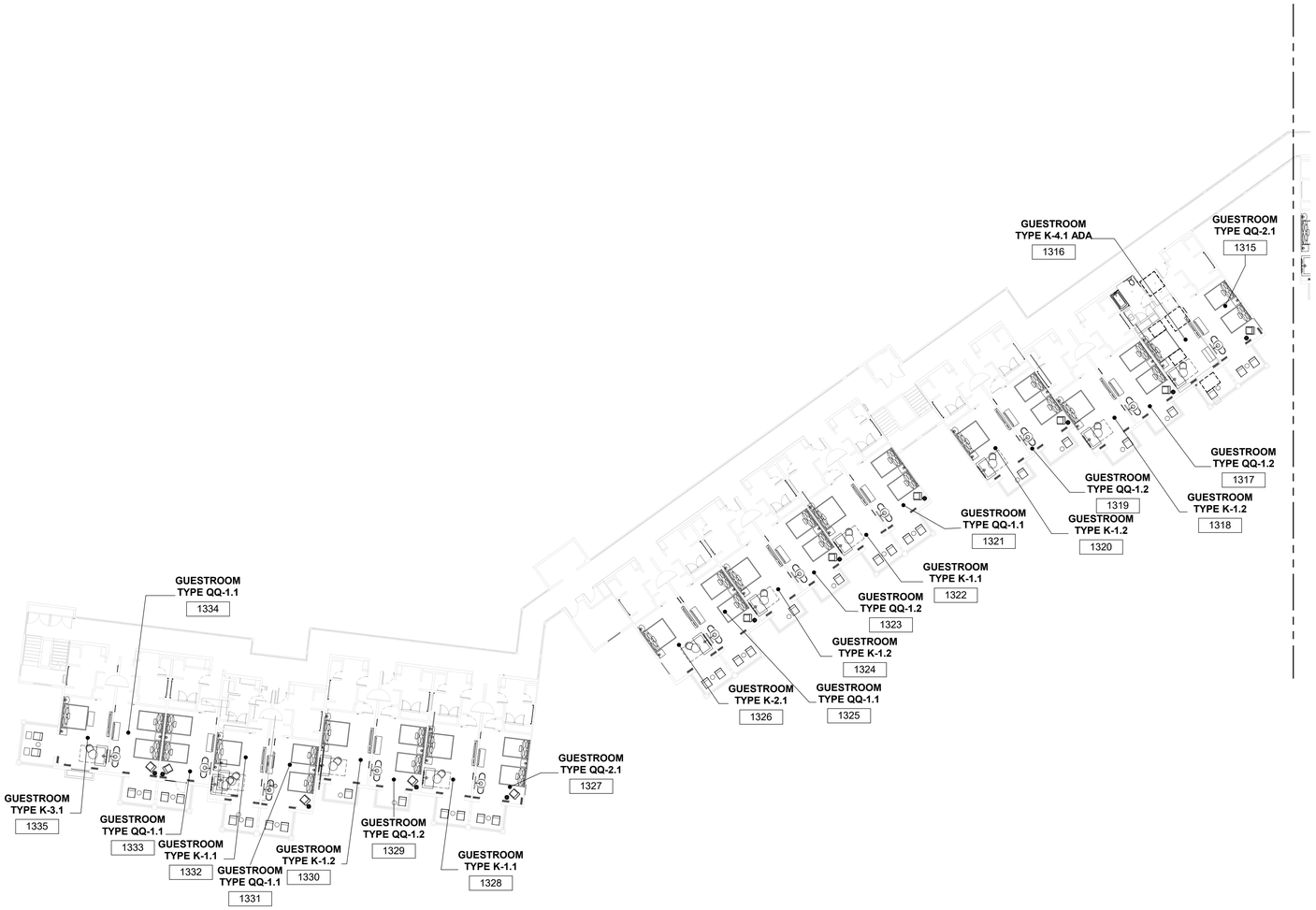

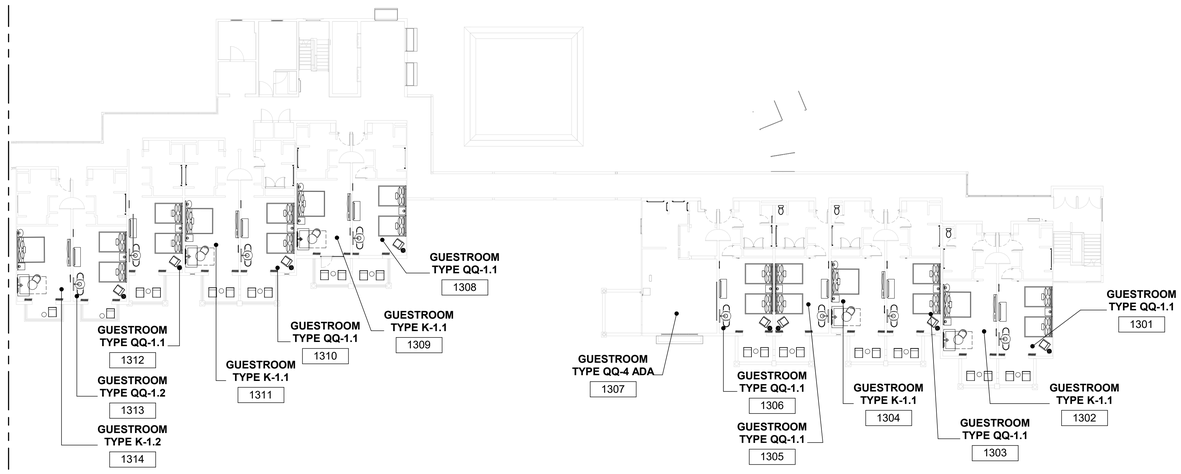

1 LA MARINA - 3RD LEVEL OVERALL FF&E PLAN

1/16" = 1'-0"

6/17/2022 7:01:04 PM
The original size of this drawing is 30"x42"

Copyright © 2011 WATG. All rights reserved.

100% CD SET - LA MARINA - GUESTROOM & SUITES | REV 12 | JUNE 17, 2022 |

Wimberly INTERIORS
a design studio of WATG
strategy planning architecture landscape interiors
new york | NY | 212 274 2626 watg.com

ROYAL BLUE HOSPITALITY, LLC

PO BOX 9832
SAN JUAN, PR 00908
PUERTO RICO

client | consultant

stamp | approval

key plan

no.	date	issue

issues | revisions

EL CONQUISTADOR RESORT

1000 EL CONQUISTADOR AVENUE
FAJARDO, PR 00738-3711
PUERTO RICO

project logo

BUILDING #5 LA MARINA (LM) - 3RD LEVEL OVERALL FF&E PLAN

sheet title

project no. 195056 date 10/16/20

checked by: Checker
drawn by: Author

B5
component

I-503
sheet no.

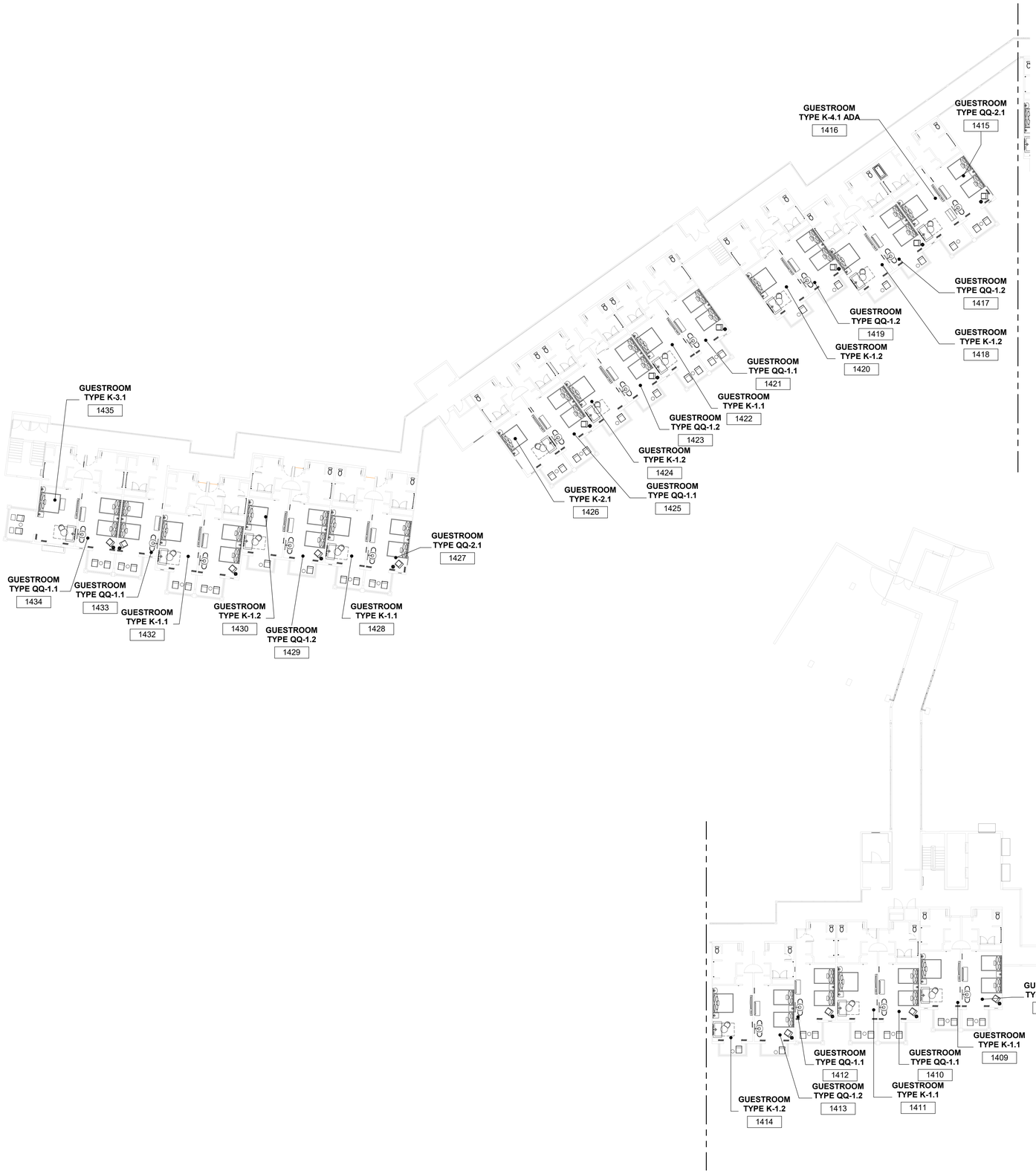

1 LA MARINA - 4TH LEVEL OVERALL FF&E PLAN

1/16" = 1'-0"

6/17/2022 7:01:08 PM
The original size of this drawing is 30"x42"

Copyright © 2011 WATG. All rights reserved.

100% CD SET - LA MARINA - GUESTROOM & SUITES | REV 12 | JUNE 17, 2022 |

Wimberly INTERIORS
a design studio of WATG
strategy planning architecture landscape interiors
new york | NY | 212 274 2626 watg.com

ROYAL BLUE HOSPITALITY, LLC

PO BOX 9832
SAN JUAN, PR 00908
PUERTO RICO

client | consultant

stamp | approval

key plan

no.	date	issue

issues | revisions

EL CONQUISTADOR RESORT

1000 EL CONQUISTADOR AVENUE
FAJARDO, PR 00738-3711
PUERTO RICO

project logo

BUILDING #5 LA MARINA (LM) - 4TH LEVEL OVERALL FF&E PLAN

sheet title

project no. 195056 date 10/16/20

checked by: Checker
drawn by: Author

B5

component

I-504

sheet no.

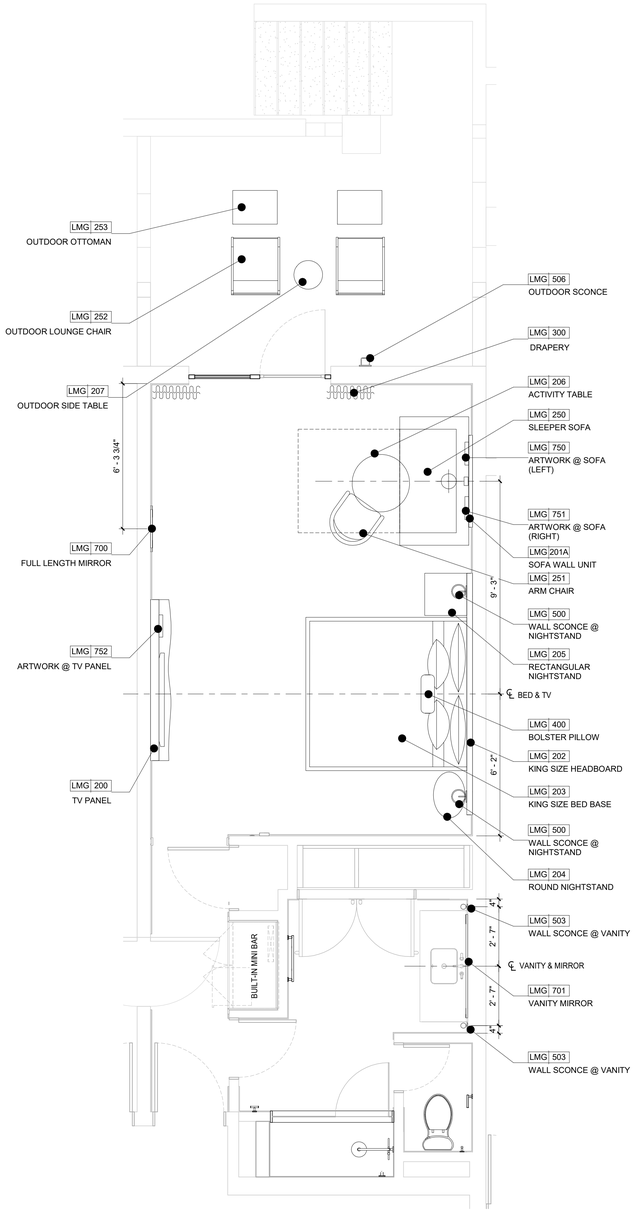

GUESTROOM TYPE K-1
ROOM NUMBER
1118
1120
1122
1124
1128
1130
1132
1137
1139
1209

TOTAL ROOMS: 10

1 LA MARINA GUESTROOM K-1 FF&E PLAN

3/8" = 1'-0"

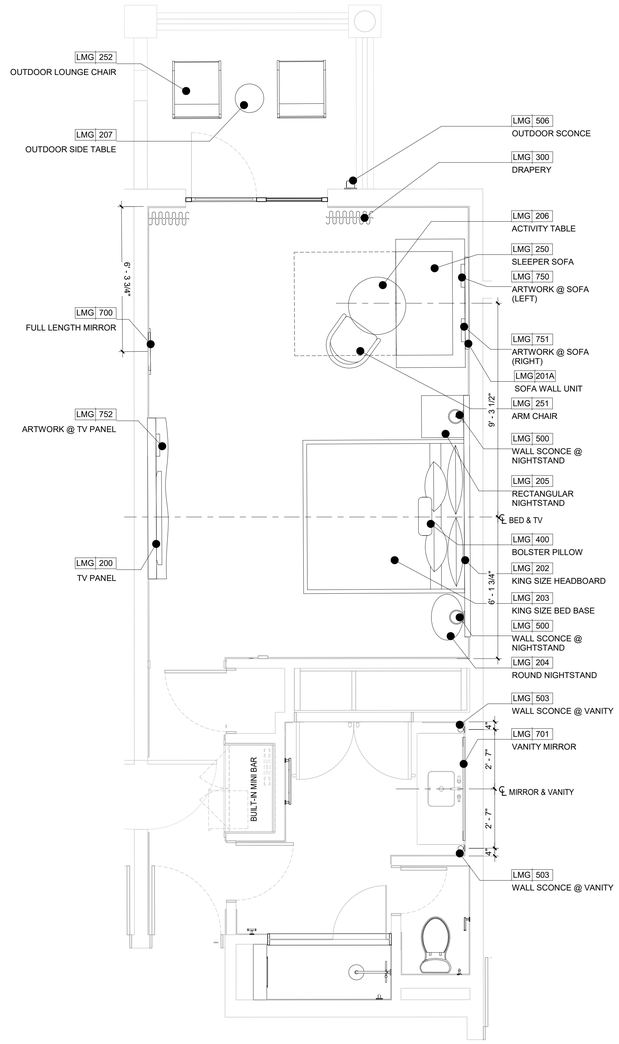

GUESTROOM TYPE K-1.1	GUESTROOM TYPE K-1.1
ROOM NUMBER	ROOM NUMBER
1202	1309
1204	1311
1211	1322
1222	1328
1228	1332
1232	1402
1237	1404
1239	1409
1302	1411
1304	1422
	1428
	1432

TOTAL ROOMS: 22

2 LA MARINA GUESTROOM K-1.1 FF&E PLAN

3/8" = 1'-0"

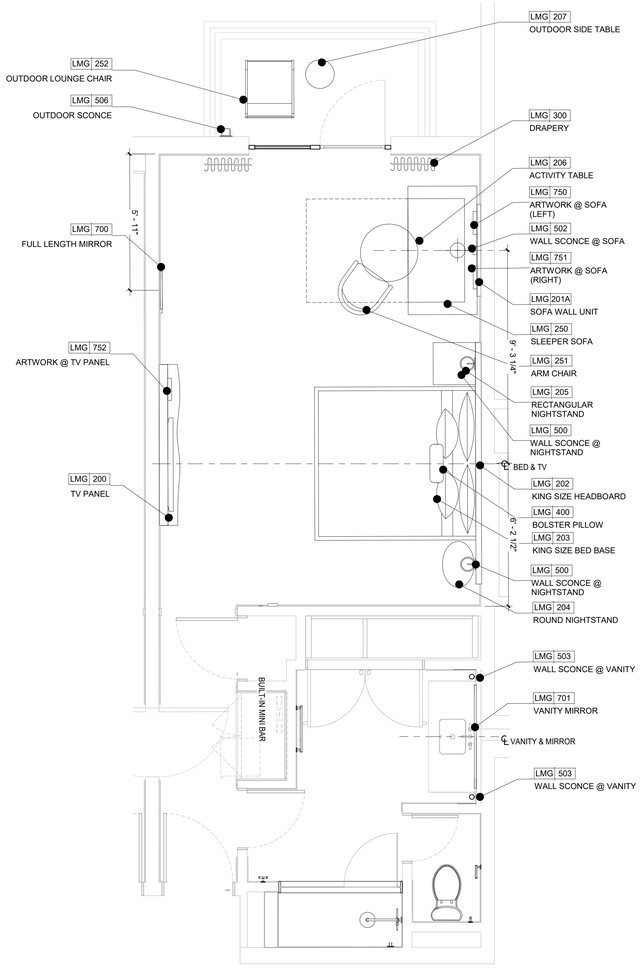

GUESTROOM TYPE K-1.2	GUESTROOM TYPE K-1.2
ROOM NUMBER	ROOM NUMBER
1214	1324
1218	1330
1220	1414
1224	1418
1230	1420
1314	1424
1318	1430
1320	

TOTAL ROOMS: 15

3 LA MARINA GUESTROOM K-1.2 FF&E PLAN

3/8" = 1'-0"

6/17/2022 7:01:13 PM
The original size of this drawing is 30"x42"
Copyright © 2011 WATG. All rights reserved.

100% CD SET - LA MARINA - GUESTROOM & SUITES | REV 12 | JUNE 17, 2022 |

Wimberly INTERIORS
a design studio of WATG
strategy planning architecture landscape interiors
new york | NY | 212 274 2626 watg.com

ROYAL BLUE HOSPITALITY, LLC
PO BOX 9832
SAN JUAN, PR 00908
PUERTO RICO

client | consultant

stamp | approval

key plan

no. date issue
issues | revisions

EL CONQUISTADOR RESORT
1000 EL CONQUISTADOR AVENUE
FAJARDO, PR 00738-3711
PUERTO RICO

project logo

BUILDING #5 LA MARINA (LM) - ENLARGED KING GUESTROOM FF&E PLAN
sheet title

project no. 195056 date 08/24/20

checked by: MC
drawn by: KR

B5
component

I-553
sheet no.

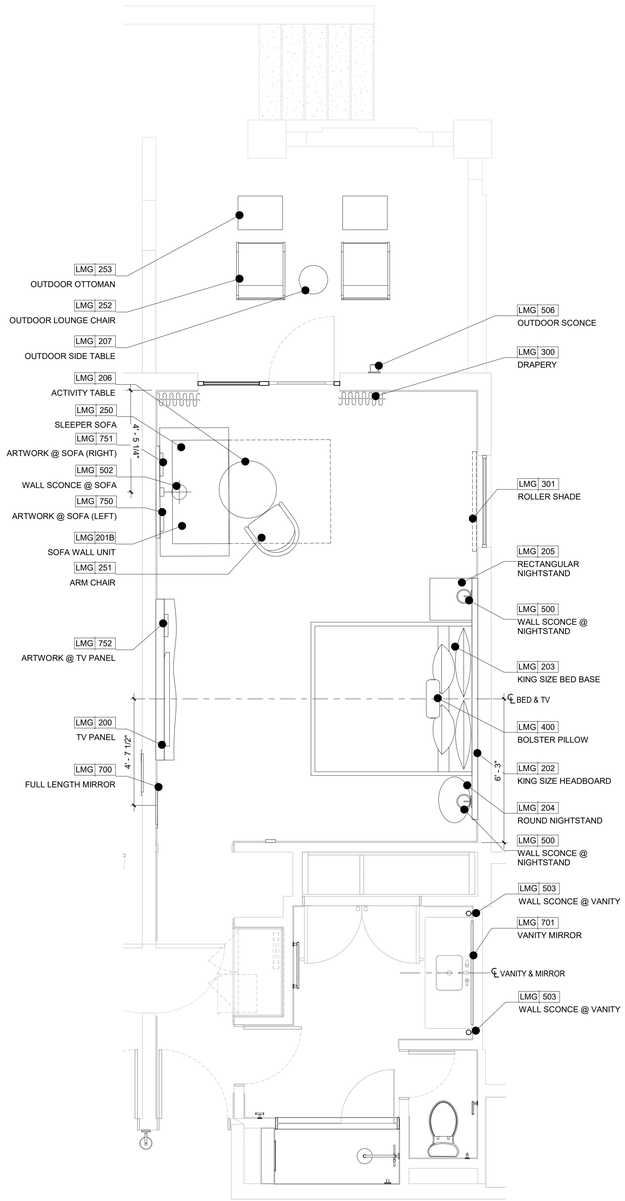

GUESTROOM TYPE K-2
ROOM NUMBER
1126

TOTAL ROOMS: 1

1 LA MARINA GUESTROOM K-2 FF&E PLAN

3/8" = 1'-0"

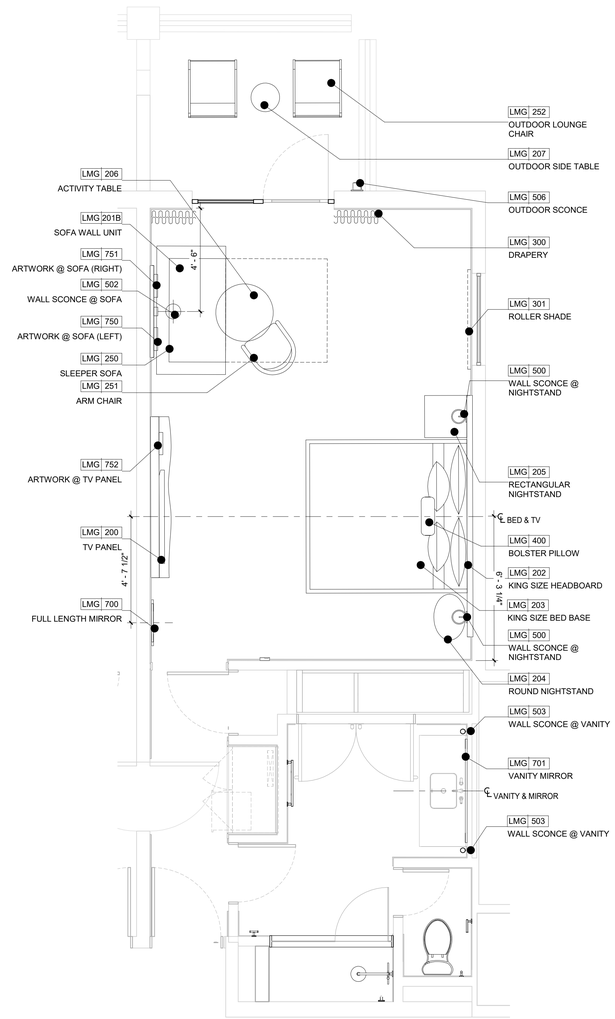

GUESTROOM TYPE K-2.1
ROOM NUMBER
1226
1326
1426

TOTAL ROOMS: 3

2 LA MARINA GUESTROOM K-2.1 FF&E PLAN

3/8" = 1'-0"

6/17/2022 7:01:17 PM
The original size of this drawing is 30"x42"
Copyright © 2011 WATG. All rights reserved.

100% CD SET - LA MARINA - GUESTROOM & SUITES | REV 12 | JUNE 17, 2022 |

Wimberly INTERIORS
a design studio of WATG
strategy planning architecture landscape interiors
new york | NY | 212 274 2626 watg.com

ROYAL BLUE HOSPITALITY, LLC
PO BOX 9832
SAN JUAN, PR 00908
PUERTO RICO

client | consultant

stamp | approval

key plan

no. date issue
issues | revisions

EL CONQUISTADOR RESORT
1000 EL CONQUISTADOR AVENUE
FAJARDO, PR 00738-3711
PUERTO RICO

project logo

BUILDING #5 LA MARINA (LM) - ENLARGED KING GUESTROOM FF&E PLAN
sheet title

project no. 195056 date 01/05/21

checked by: MC
drawn by: KR

B5
component

I-554
sheet no.

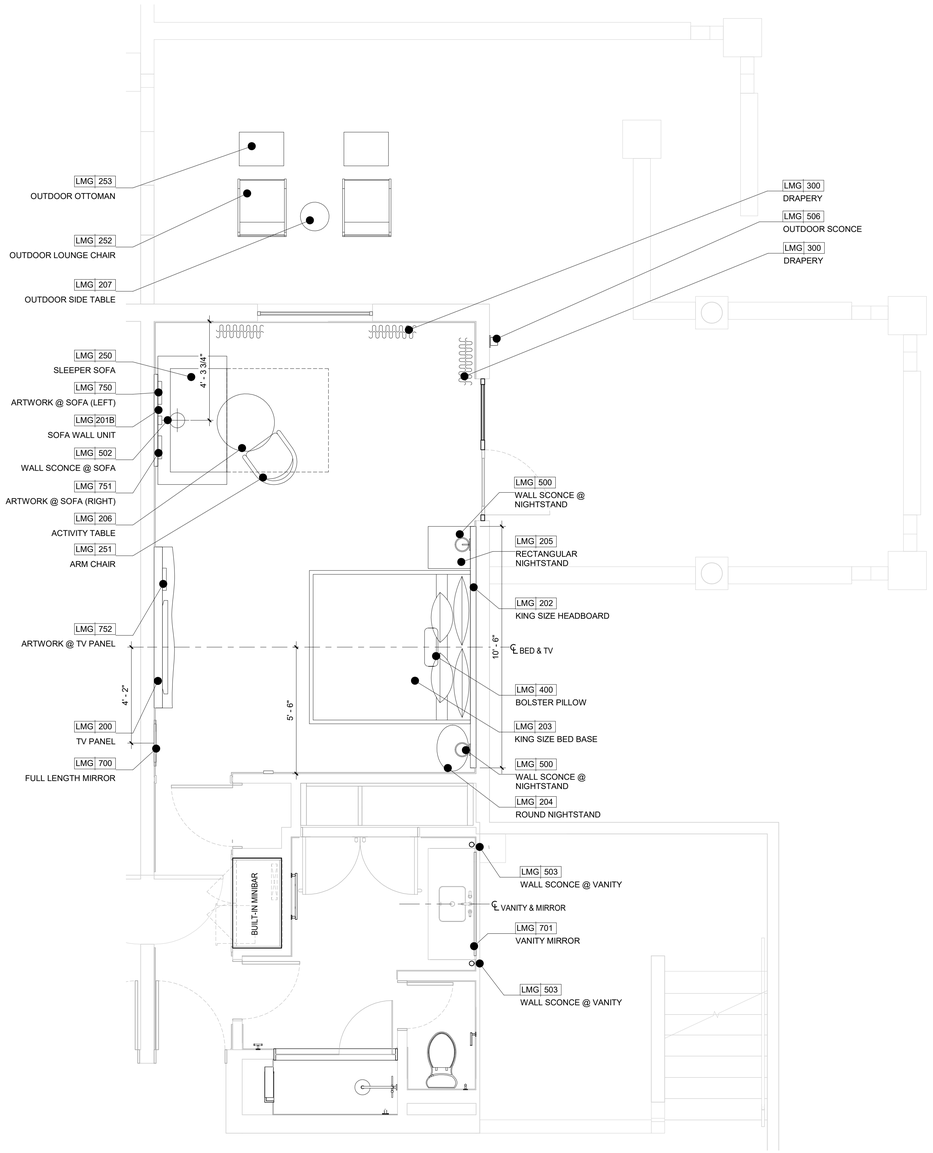

GUESTROOM TYPE K-3
ROOM NUMBER
1135
1141

TOTAL ROOMS: 2

1 LA MARINA GUESTROOM K-3 FF&E PLAN

3/8" = 1'-0"

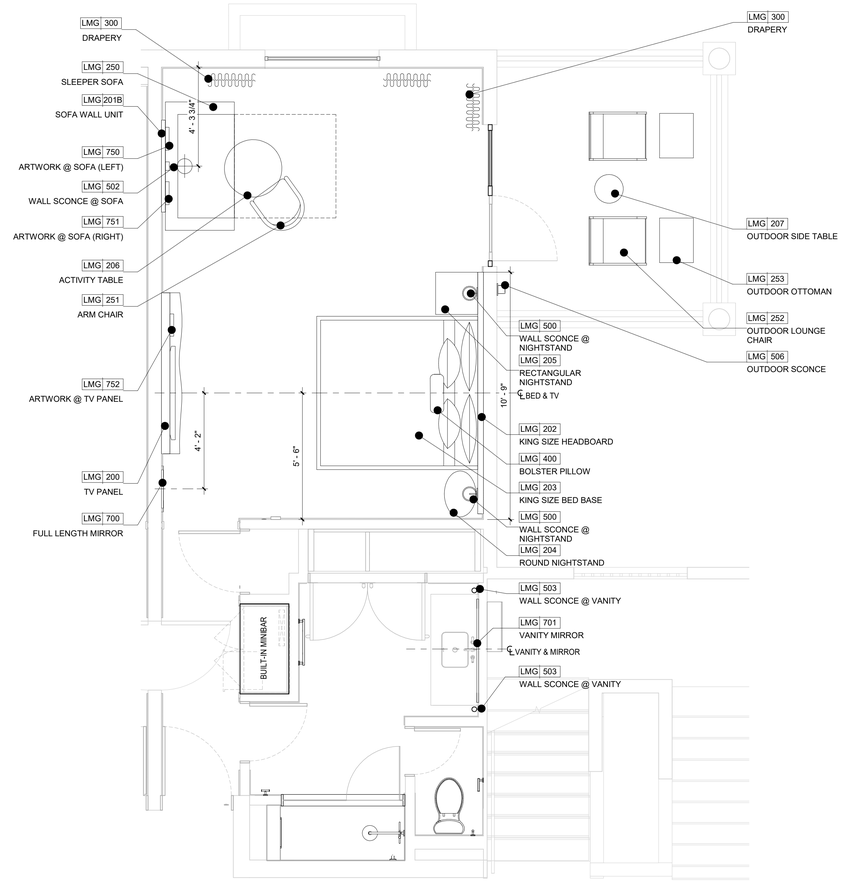

GUESTROOM TYPE K-3.1
ROOM NUMBER
1235
1241
1335
1435

TOTAL ROOMS: 4

2 LA MARINA GUESTROOM K-3.1 FF&E PLAN

3/8" = 1'-0"

6/17/2022 7:01:21 PM
The original size of this drawing is 30"x42"
Copyright © 2011 WATG. All rights reserved.

Wimberly INTERIORS
a design studio of WATG
strategy planning architecture landscape interiors
new york | NY | 212 274 2626 watg.com

ROYAL BLUE HOSPITALITY, LLC

PO BOX 9832
SAN JUAN, PR 00908
PUERTO RICO

client | consultant

stamp | approval

key plan

no. date issue
issues | revisions

EL CONQUISTADOR RESORT

1000 EL CONQUISTADOR AVENUE
FAJARDO, PR 00738-3711
PUERTO RICO

project logo

BUILDING #5 LA MARINA (LM) - ENLARGED KING GUESTROOM FF&E PLAN
sheet title

project no. 195056 date 01/05/21

checked by: MC
drawn by: KR

B5
component

I-555
sheet no.

100% CD SET - LA MARINA - GUESTROOM & SUITES | REV 12 | JUNE 17, 2022 |

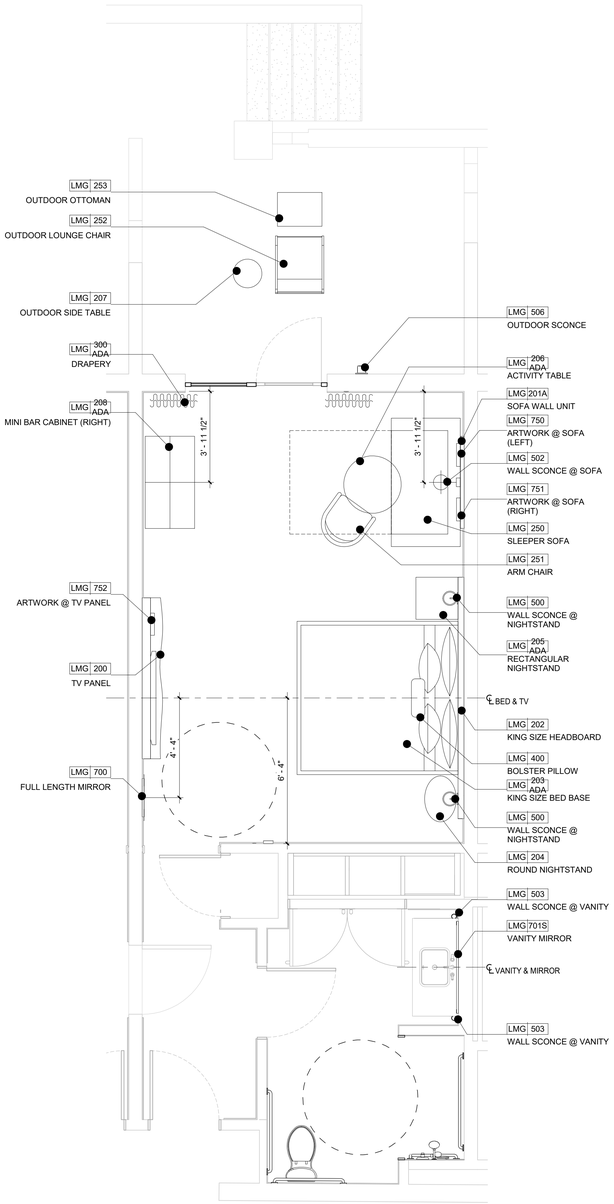

GUESTROOM ADA TYPE K-4
ROOM NUMBER
1116

TOTAL ROOMS: 1

1 LA MARINA ADA GUESTROOM K-4 FF&E PLAN

3/8" = 1'-0"

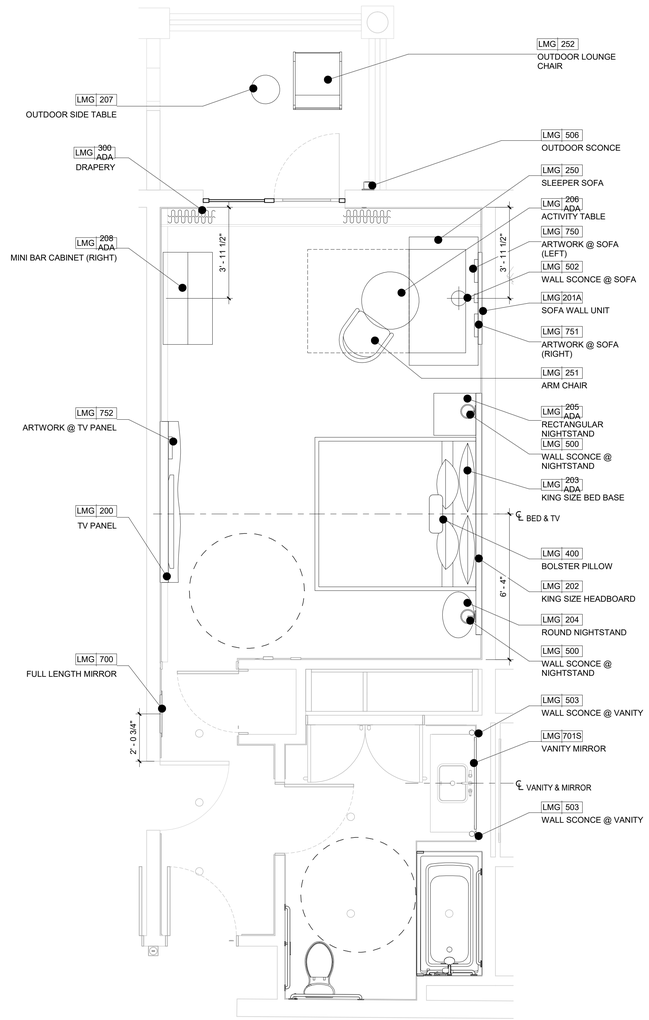

GUESTROOM ADA TYPE K-4.1
ROOM NUMBER
1216
1316
1416

TOTAL ROOMS: 3

2 LA MARINA ADA GUESTROOM K-4.1 FF&E PLAN

3/8" = 1'-0"

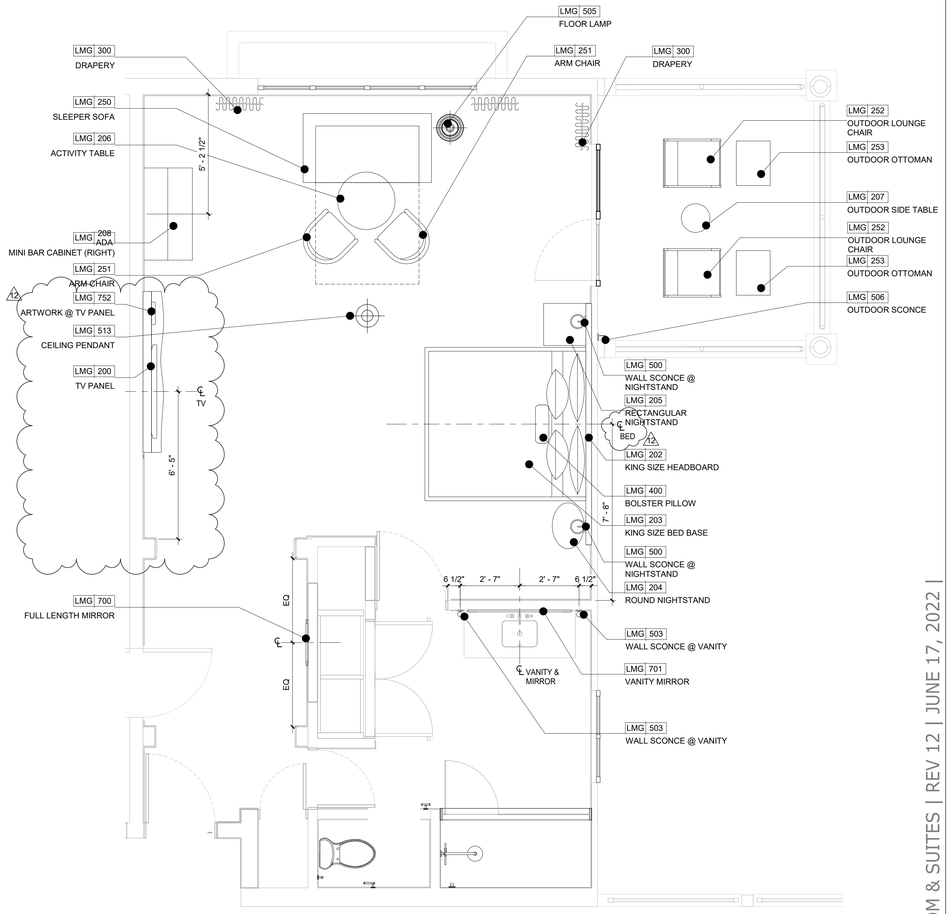

GUESTROOM TYPE K-5
ROOM NUMBER
1407

TOTAL ROOMS: 1

3 LA MARINA GUESTROOM K-5 FF&E PLAN

3/8" = 1'-0"

100% CD SET - LA MARINA - GUESTROOM & SUITES | REV 12 | JUNE 17, 2022 |

Wimberly INTERIORS

a design studio of WATG

strategy planning architecture landscape interiors

new york | NY | 212 274 2626 watg.com

ROYAL BLUE HOSPITALITY, LLC

PO BOX 9832
SAN JUAN, PR 00908
PUERTO RICO

client | consultant

stamp | approval

key plan

no.	date	issue
12	Date 12	Revision 12
11	2022-06-03	LA MARINA GUEST SUITES UPDATES

issues | revisions

EL CONQUISTADOR RESORT

1000 EL CONQUISTADOR AVENUE
FAJARDO, PR 00738-3711
PUERTO RICO

project logo

BUILDING #5 LA MARINA (LM) - ENLARGED KING GUESTROOM FF&E PLAN

sheet title

project no. 195056 date 01/05/21

checked by: MC
drawn by: KR

B5

component

I-556

sheet no.

6/17/2022 7:01:26 PM
The original size of this drawing is 30"x42"

Copyright © 2011 WATG. All rights reserved.

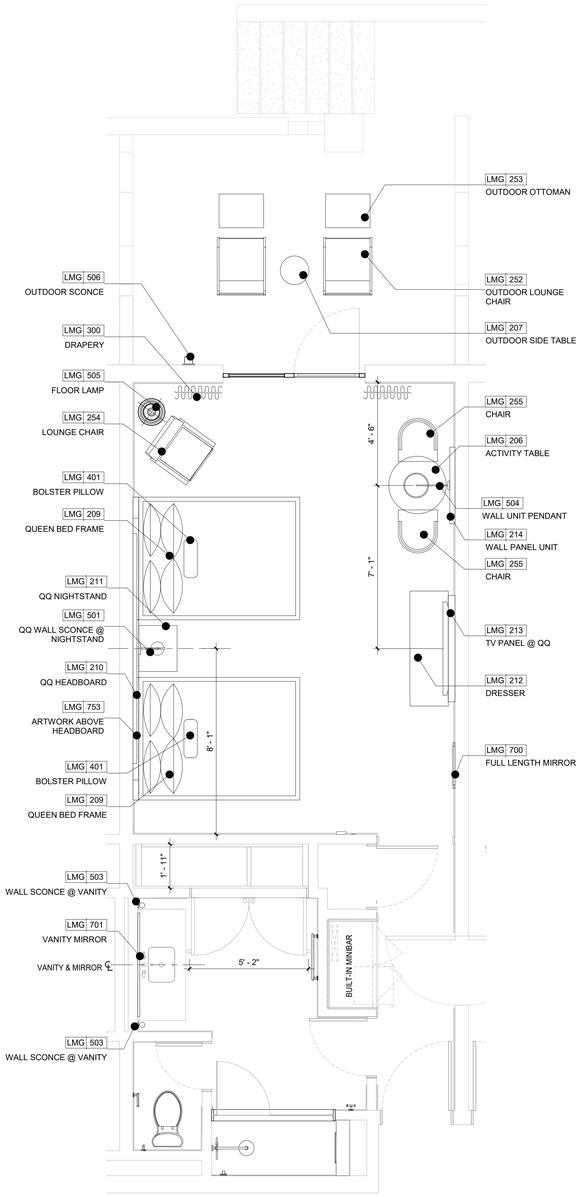

GUESTROOM TYPE QQ-1
ROOM NUMBER
1117
1119
1121
1123
1125
1129
1131

GUESTROOM TYPE QQ-1
ROOM NUMBER
1133
1134
1136
1138
1140
1203

TOTAL ROOMS: 13

1 LA MARINA GUESTROOM QQ-1 FF&E PLAN

3/8" = 1'-0"

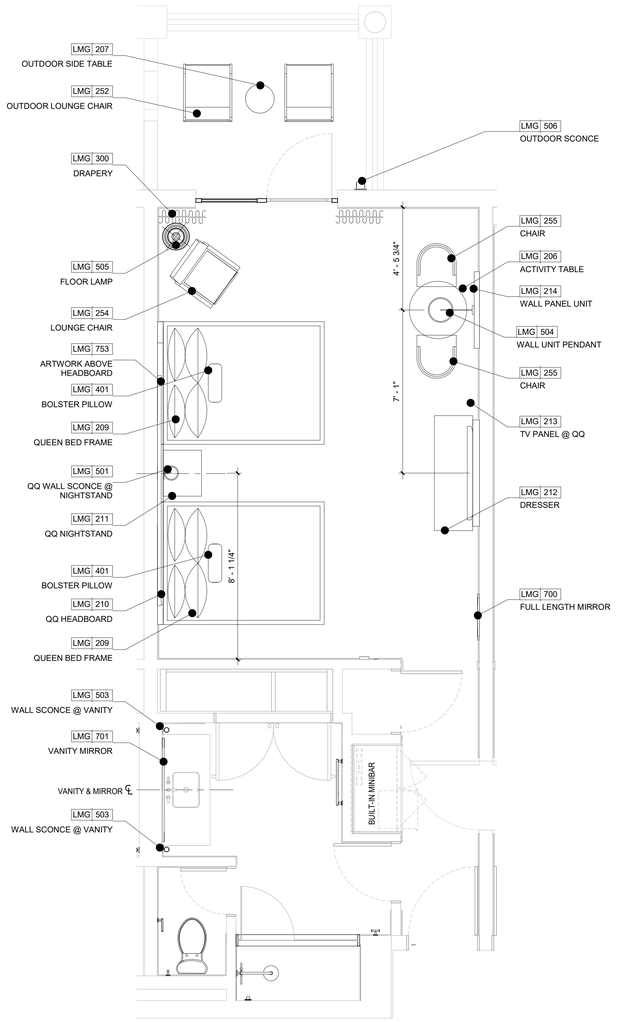

GUESTROOM TYPE QQ-1.1	GUESTROOM TYPE QQ-1.1	GUESTROOM TYPE QQ-1.1
ROOM NUMBER	ROOM NUMBER	ROOM NUMBER
1201	1301	1401
1205	1303	1403
1206	1305	1405
1208	1306	1406
1210	1308	1408
1212	1310	1410
1225	1312	1412
1231	1321	1421
1233	1325	1425
1234	1331	1431
1236	1333	1433
1240	1334	1434

TOTAL ROOMS: 36

2 LA MARINA GUESTROOM QQ-1.1 FF&E PLAN

3/8" = 1'-0"

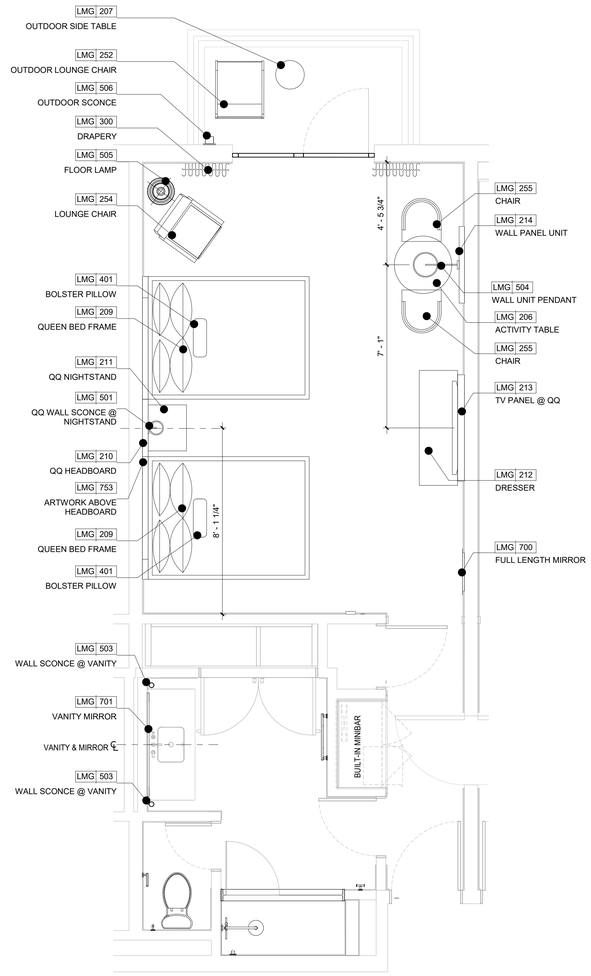

GUESTROOM TYPE QQ-1.2
ROOM NUMBER
1213
1217
1219
1223
1229
1238
1313
1317

GUESTROOM TYPE QQ-1.2
ROOM NUMBER
1319
1323
1329
1413
1417
1419
1423
1429

TOTAL ROOMS: 16

3 LA MARINA GUESTROOM QQ-1.2 FF&E PLAN

3/8" = 1'-0"

6/17/2022 7:01:31 PM
The original size of this drawing is 30"x42"

Copyright © 2011 WATG. All rights reserved.

100% CD SET - LA MARINA - GUESTROOM & SUITES | REV 12 | JUNE 17, 2022 |

Wimberly INTERIORS
a design studio of WATG
strategy planning architecture landscape interiors
new york | NY | 212 274 2626 watg.com

client | consultant

ROYAL BLUE HOSPITALITY, LLC
PO BOX 9832
SAN JUAN, PR 00908
PUERTO RICO

stamp | approval

key plan

no. date issue
issues | revisions

EL CONQUISTADOR RESORT
1000 EL CONQUISTADOR AVENUE
FAJARDO, PR 00738-3711
PUERTO RICO

project logo

BUILDING #5 LA MARINA (LM) - ENLARGED DOUBLE QUEEN GUESTROOM FF&E PLAN

sheet title

project no. 195056 date 01/05/21
checked by: MC
drawn by: KR

B5
component

I-557
sheet no.

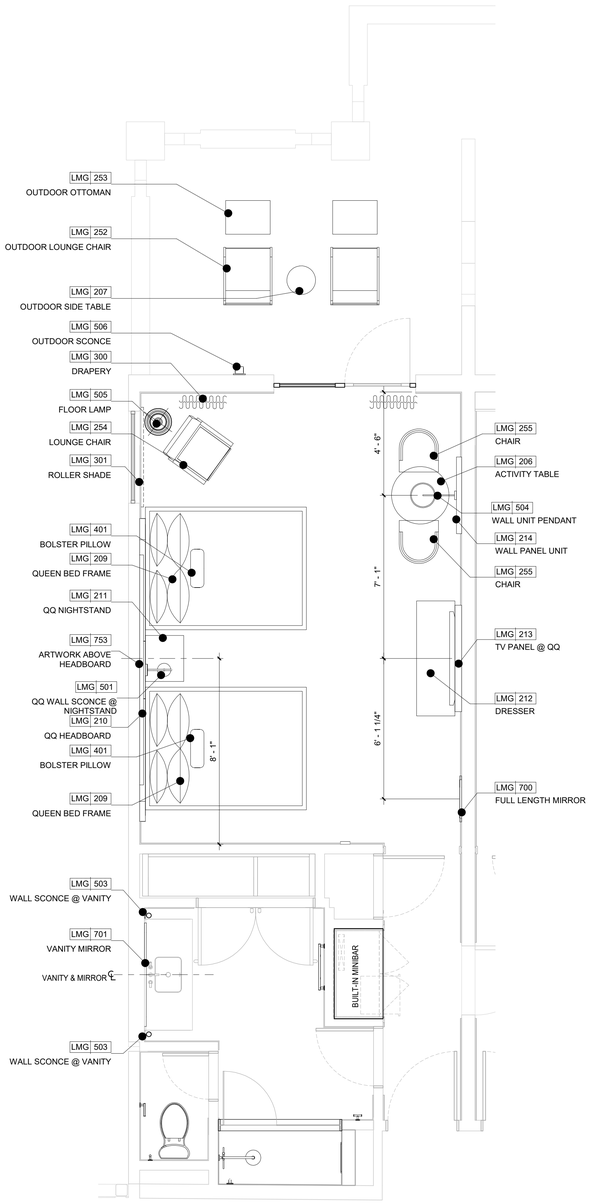

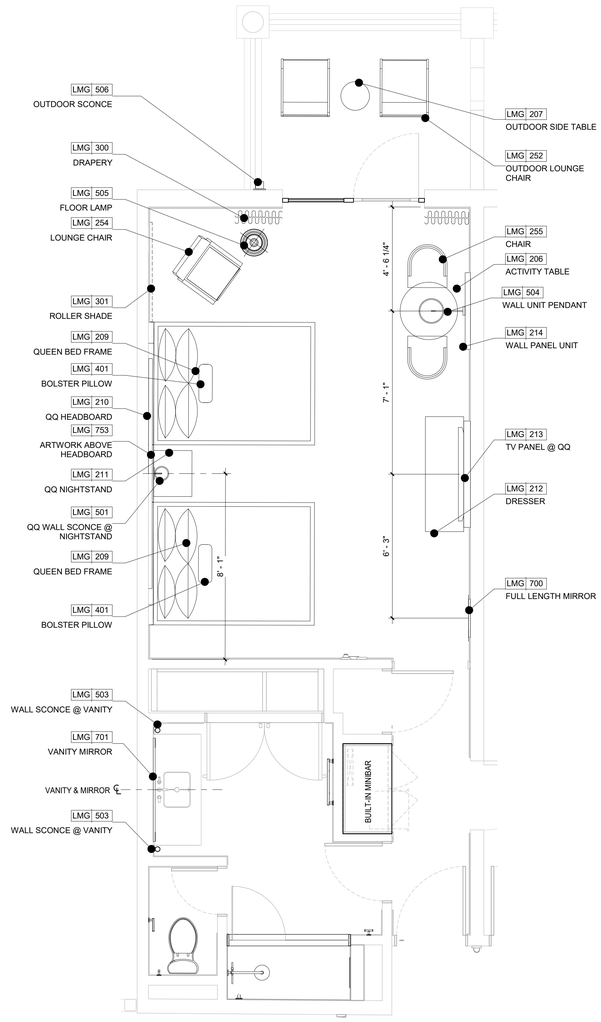

GUESTROOM TYPE QQ-2
ROOM NUMBER
1115
1127
1221

TOTAL ROOMS: 3

GUESTROOM TYPE QQ-2.1
ROOM NUMBER
1215
1227
1315
1327
1415
1427

TOTAL ROOMS: 6

1 LA MARINA GUESTROOM QQ-2 FF&E PLAN
3/8" = 1'-0"

2 LA MARINA GUESTROOM QQ-2.1 FF&E PLAN
3/8" = 1'-0"

6/17/2022 7:01:34 PM
The original size of this drawing is 30"x42"

Copyright © 2011 WATG. All rights reserved.

100% CD SET - LA MARINA - GUESTROOM & SUITES | REV 12 | JUNE 17, 2022 |

Wimberly INTERIORS
a design studio of WATG
strategy planning architecture landscape interiors
new york | NY | 212 274 2626 watg.com

ROYAL BLUE HOSPITALITY, LLC
PO BOX 9832
SAN JUAN, PR 00908
PUERTO RICO

client | consultant

stamp | approval

key plan

no.	date	issue

issues | revisions

EL CONQUISTADOR RESORT
1000 EL CONQUISTADOR AVENUE
FAJARDO, PR 00738-3711
PUERTO RICO

project logo

BUILDING #5 LA MARINA (LM) - ENLARGED DOUBLE QUEEN GUESTROOM FF&E PLAN
sheet title

project no. 195056 date 01/05/21

checked by: MC
drawn by: KR

B5
component

I-558
sheet no.

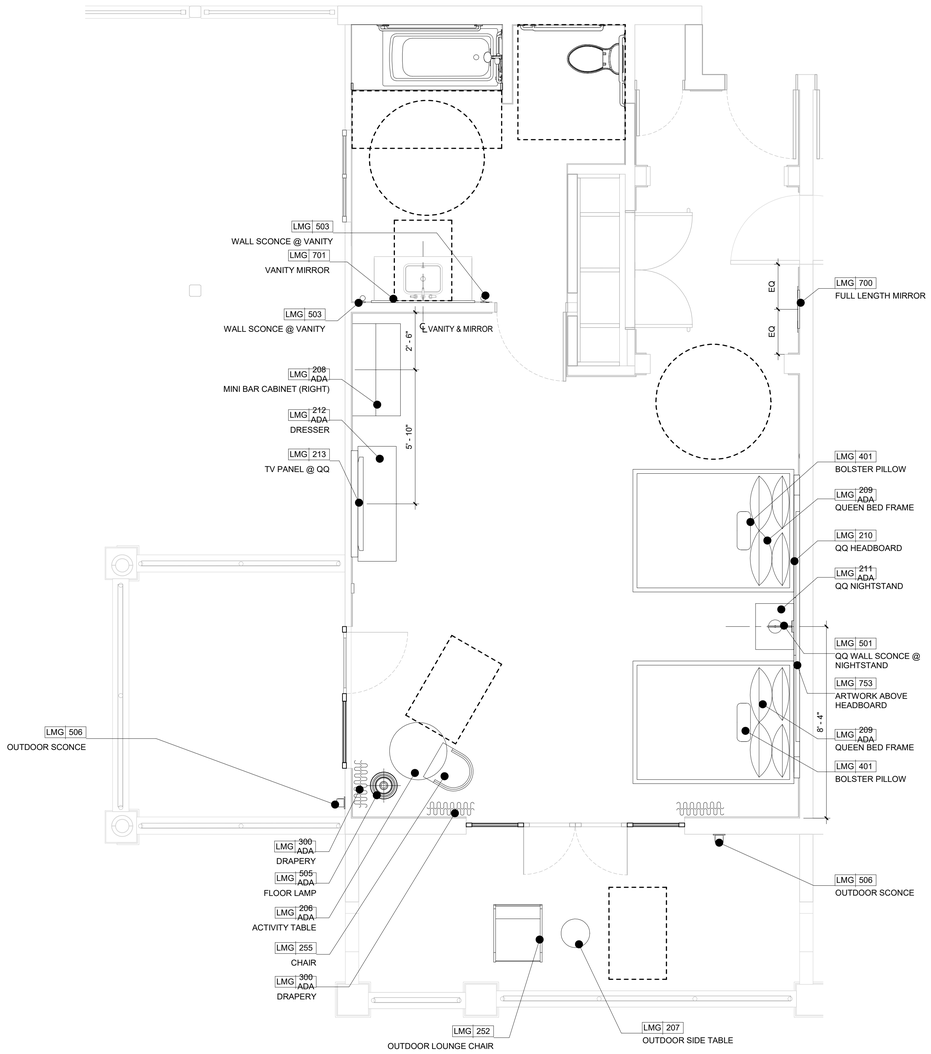

GUESTROOM ADA TYPE...
ROOM NUMBER
1207
1307

TOTAL ROOMS: 2

1 LA MARINA ADA GUESTROOM QQ-4 FF&E PLAN

3/8" = 1'-0"

6/17/2022 7:01:37 PM
The original size of this drawing is 30"x42"

Copyright © 2011 WATG. All rights reserved.

Wimberly INTERIORS
a design studio of WATG
strategy planning architecture landscape interiors
new york | NY | 212 274 2626 watg.com

ROYAL BLUE HOSPITALITY, LLC

PO BOX 9832
SAN JUAN, PR 00908
PUERTO RICO

client | consultant

stamp | approval

100% CD SET - LA MARINA - GUESTROOM & SUITES | REV 12 | JUNE 17, 2022 |

key plan

no.	date	issue

issues | revisions

EL CONQUISTADOR RESORT

1000 EL CONQUISTADOR AVENUE
FAJARDO, PR 00738-3711
PUERTO RICO

project logo

BUILDING #5 LA MARINA (LM) - ENLARGED DOUBLE QUEEN GUESTROOM FF&E PLAN

sheet title

project no. 195056 date 04/21/21

checked by: MC
drawn by: KR

B5
component

I-559
sheet no.

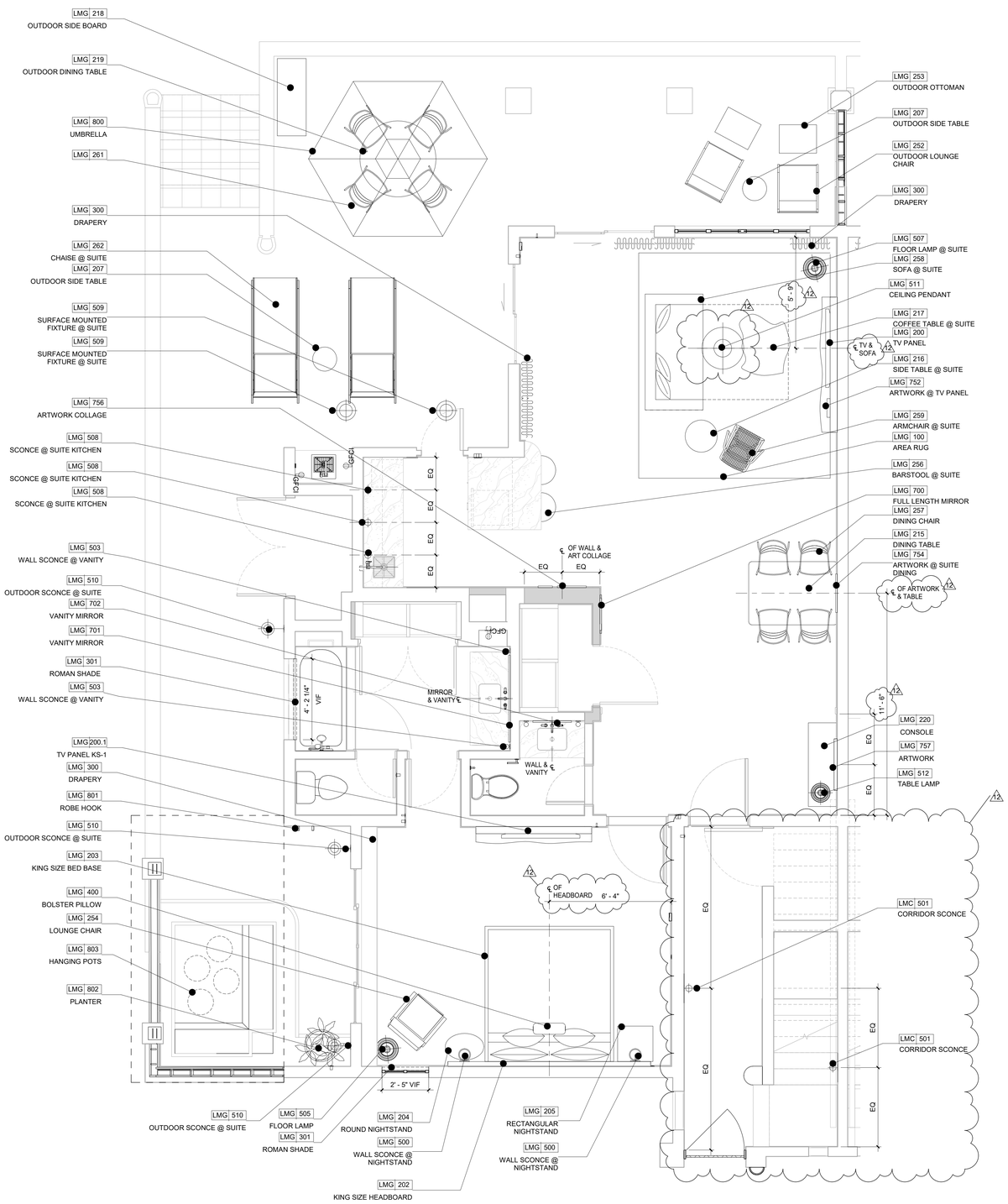

GUEST SUITE TYPE KS-1
ROOM NUMBER
1142
1144

TOTAL ROOMS: 2

1 LA MARINA GUEST SUITE KS-1 FF&E PLAN

3/8" = 1'-0"

6/17/2022 7:01:40 PM
The original size of this drawing is 30"x42"
Copyright © 2011 WATG. All rights reserved.

Wimberly INTERIORS
a design studio of WATG
strategy planning architecture landscape interiors
new york | NY | 212 274 2626 watg.com

ROYAL BLUE HOSPITALITY, LLC

PO BOX 9832
SAN JUAN, PR 00908
PUERTO RICO

client | consultant

stamp | approval

100% CD SET - LA MARINA - GUESTROOM & SUITES | REV 12 | JUNE 17, 2022 |

key plan

no.	date	issue
12	Date 12	Revision 12
11	2022-06-03	LA MARINA GUEST SUITES UPDATES
9	2022-02-14	GUESTROOM SUITE CORRIDOR
8	2022-01-24	GUESTROOM SUITES JACUZZI AREA REVISION
6	Date 6	GUESTROOM SUITE DRAPERY REVISIONS
5	Date 5	GUESTROOM SUITE REVIES PER COMMENTS
4	08-03-2021	GUESTROOM SUITES REVISION

issues | revisions

EL CONQUISTADOR RESORT

1000 EL CONQUISTADOR AVENUE
FAJARDO, PR 00738-3711
PUERTO RICO

project logo

BUILDING #5 LA MARINA (LM) - ENLARGED GUEST SUITES FF&E PLAN

sheet title

project no. 195056 date 02/09/21

checked by: MC
drawn by: KR

B5
component

I-560
sheet no.

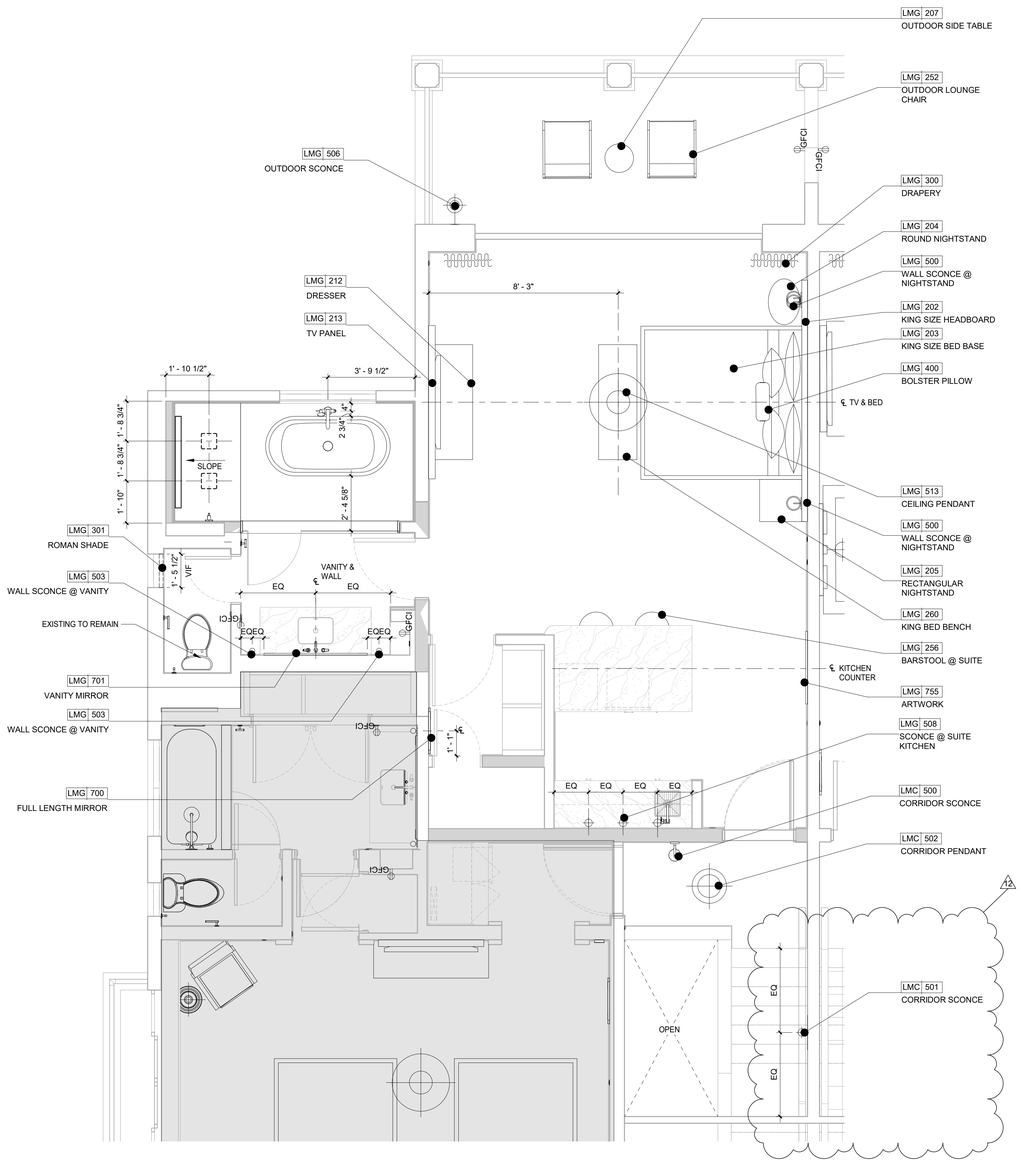

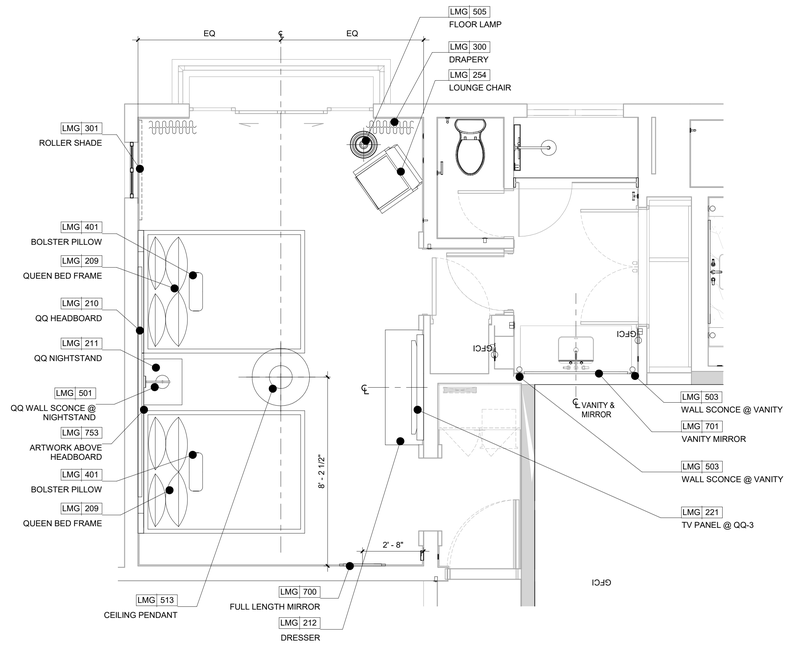

GUEST SUITE TYPE KS-2
ROOM NUMBER
1243
1244

TOTAL ROOMS: 2

GUESTROOM TYPE QQ-3
ROOM NUMBER
1242
1245

TOTAL ROOMS: 4

1 LA MARINA GUEST SUITE KS-2 FF&E PLAN

3/8" = 1'-0"

2 LA MARINA GUESTROOM QQ-3 FF&E PLAN

3/8" = 1'-0"

6/17/2022 7:01:45 PM
The original size of this drawing is 30"x42"
Copyright © 2011 WATG. All rights reserved.

100% CD SET - LA MARINA - GUESTROOM & SUITES | REV 12 | JUNE 17, 2022 |

Wimberly INTERIORS
a design studio of WATG
strategy planning architecture landscape interiors
new york | NY | 212 274 2626 watg.com

ROYAL BLUE HOSPITALITY, LLC

PO BOX 9832
SAN JUAN, PR 00908
PUERTO RICO

client | consultant

stamp | approval

key plan

no.	date	issue
12	Date 12	Revision 12
11	2022-06-03	LA MARINA GUEST SUITES UPDATES
10	2022-05-19	LA MARINA PUBLIC AREA MILLWORK UPDATES

issues | revisions

EL CONQUISTADOR RESORT

1000 EL CONQUISTADOR AVENUE
FAJARDO, PR 00738-3711
PUERTO RICO

project logo

BUILDING #5 LA MARINA (LM) - ENLARGED GUEST SUITES FF&E PLAN

sheet title

project no. 195056 date 05/16/22

checked by: Checker
drawn by: Author

B5
component

I-560.1
sheet no.

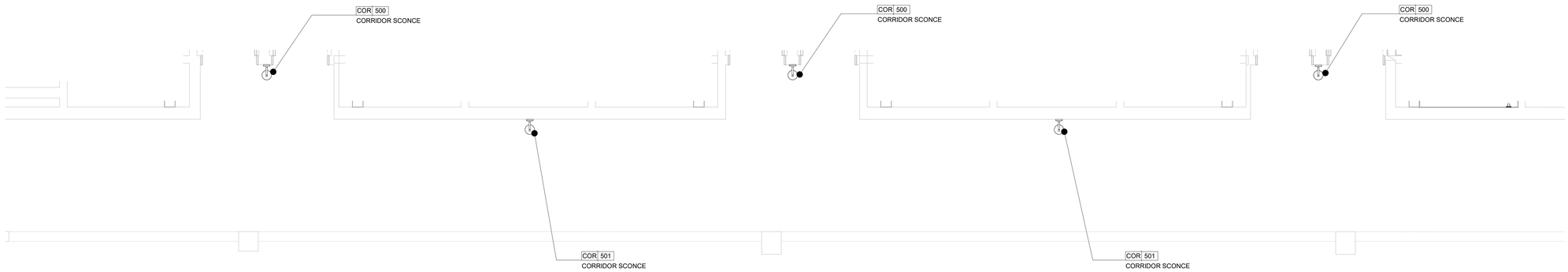

1 GUESTROOM CORRIDOR FF&E PLAN

3/8" = 1'-0"

6/17/2022 7:01:46 PM
The original size of this drawing is 30"x42" Copyright © 2011 WATG. All rights reserved.

100% CD SET - LA MARINA - GUESTROOM & SUITES | REV 12 | JUNE 17, 2022 |

Wimberly INTERIORS
a design studio of WATG
strategy planning architecture landscape interiors
new york | NY | 212 274 2626 watg.com

ROYAL BLUE HOSPITALITY, LLC
PO BOX 9832
SAN JUAN, PR 00908
PUERTO RICO

client | consultant

stamp | approval

key plan

no.	date	issue
1	06-04-2021	REVISED PER CLIENT'S COMMENTS

issues | revisions

EL CONQUISTADOR RESORT

1000 EL CONQUISTADOR AVENUE
FAJARDO, PR 00738-3711
PUERTO RICO

project logo

BUILDING #5 LA MARINA (LM) - ENLARGED GUESTROOM CORRIDOR FF&E PLAN

sheet title

project no. 195056 date 04/28/21

checked by: MC
drawn by: KR

B5
component

I-561
sheet no.

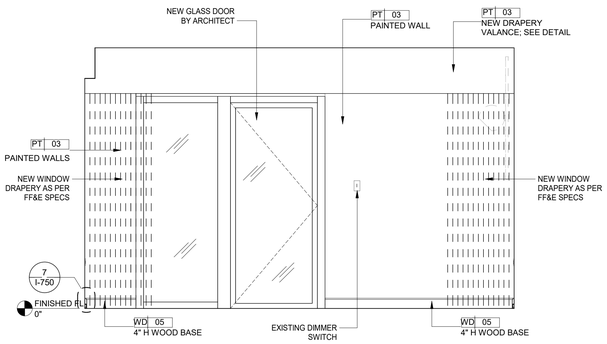

1 GUESTROOM K-1 ELEVATION
1/2" = 1'-0"

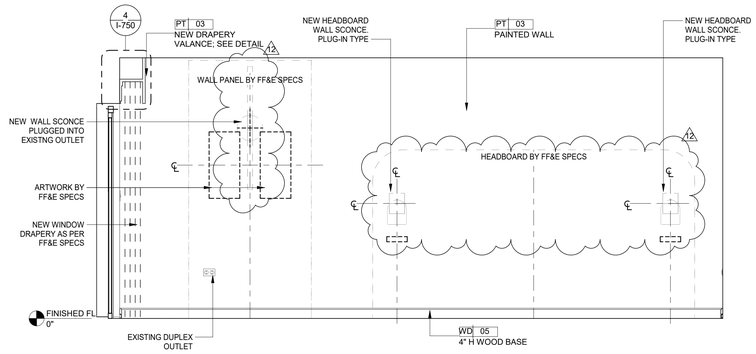

2 GUESTROOM K-1 ELEVATION
1/2" = 1'-0"

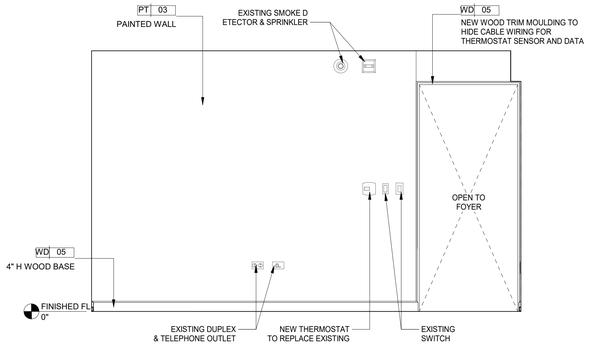

3 GUESTROOM K-1 ELEVATION
1/2" = 1'-0"

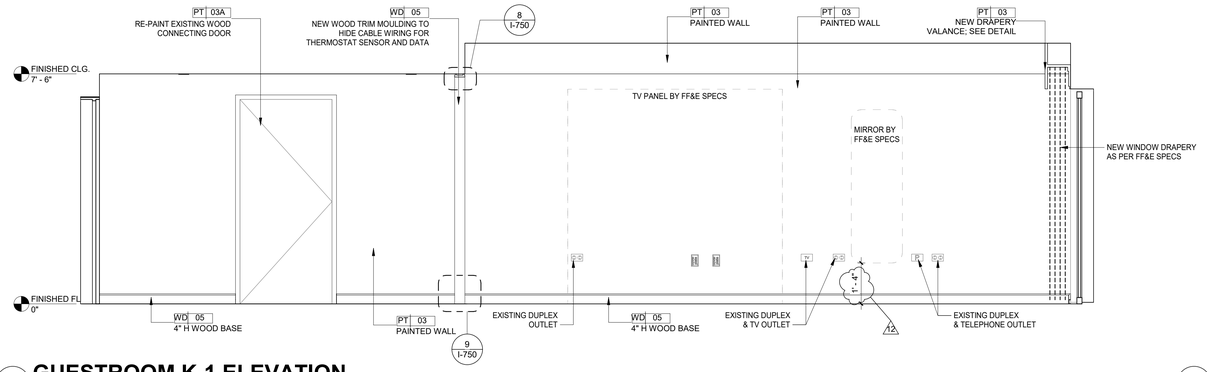

4 GUESTROOM K-1 ELEVATION
1/2" = 1'-0"

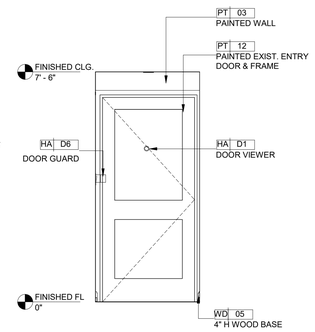

5 GUESTROOM K-1 ELEVATION
1/2" = 1'-0"

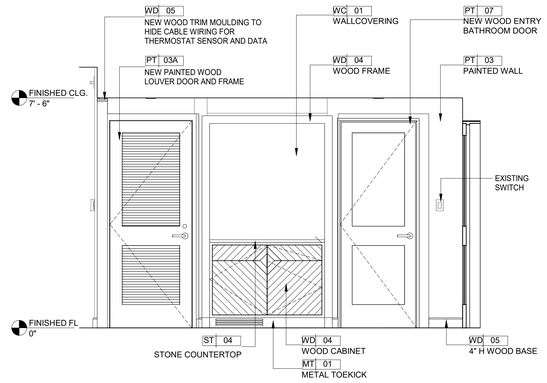

6 GUESTROOM K-1 ELEVATION
1/2" = 1'-0"

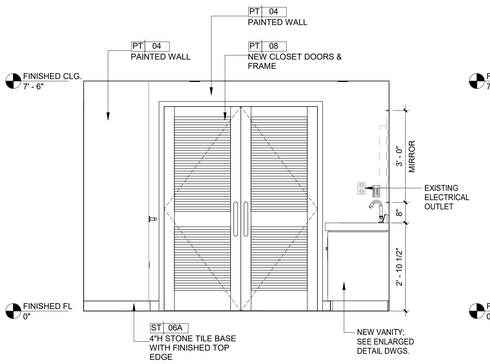

7 GUESTROOM K-1 ELEVATION
1/2" = 1'-0"

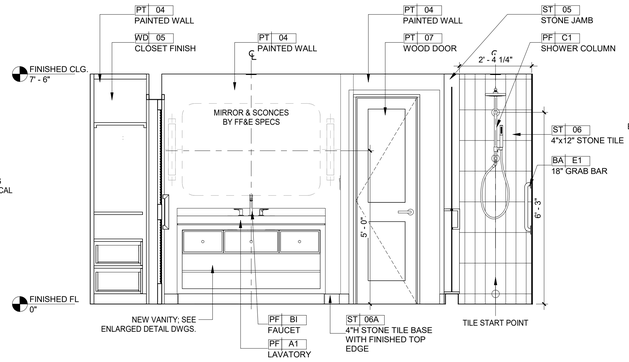

8 GUESTROOM K-1 ELEVATION
1/2" = 1'-0"

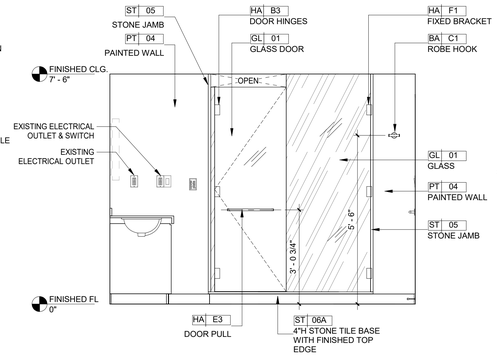

9 GUESTROOM K-1 ELEVATION
1/2" = 1'-0"

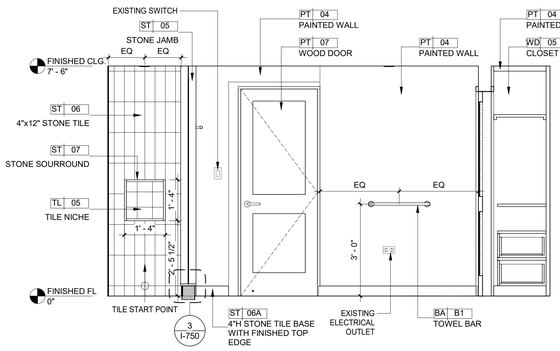

10 GUESTROOM K-1 ELEVATION
1/2" = 1'-0"

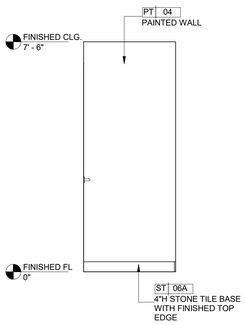

11 GUESTROOM K-1 ELEVATION
1/2" = 1'-0"

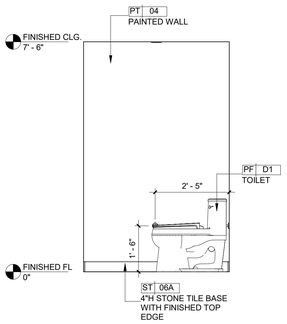

12 GUESTROOM K-1 ELEVATION
1/2" = 1'-0"

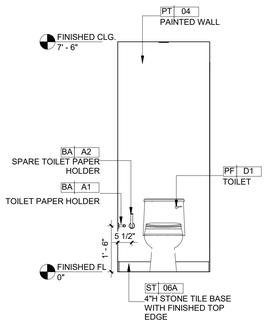

13 GUESTROOM K-1 ELEVATION
1/2" = 1'-0"

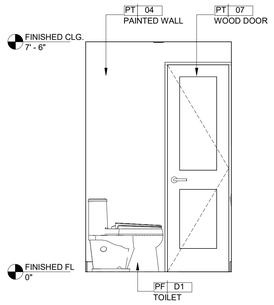

14 GUESTROOM K-1 ELEVATION
1/2" = 1'-0"

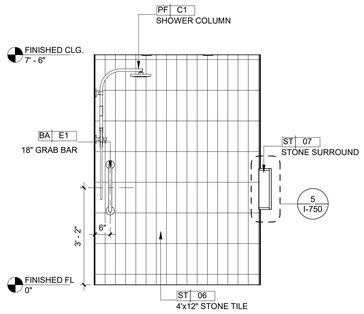

15 GUESTROOM K-1 ELEVATION
1/2" = 1'-0"

6/17/2022 7:02:03 PM
The original size of this drawing is 30"x42" Copyright © 2011 WATG. All rights reserved.

Wimberly INTERIORS
a design studio of WATG
strategy planning architecture landscape interiors
new york | NY | 212 274 2626 watg.com

ROYAL BLUE HOSPITALITY, LLC
PO BOX 9832
SAN JUAN, PR 00908
PUERTO RICO

client | consultant

stamp | approval

key plan

100% CD SET - LA MARINA - GUESTROOM & SUITES | REV 12 | JUNE 17, 2022 |

no.	date	issue
12	Date 12	Revision 12
2	06-10-2021	GUESTROOMS REVISED PER CLIENT COMMENTS

issues | revisions

EL CONQUISTADOR RESORT
1000 EL CONQUISTADOR AVENUE
FAJARDO, PR 00738-3711
PUERTO RICO

project logo

BUILDING #5 LA MARINA (LM) - KING GUESTROOM INTERIOR ELEVATIONS
sheet title

project no. 195056 date 02/26/21

checked by: Checker
drawn by: Author

B5
component

I-650
sheet no.

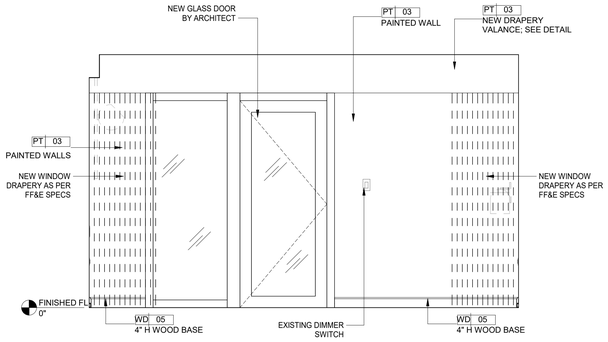

1 GUESTROOM K-2 ELEVATION
1/2" = 1'-0"

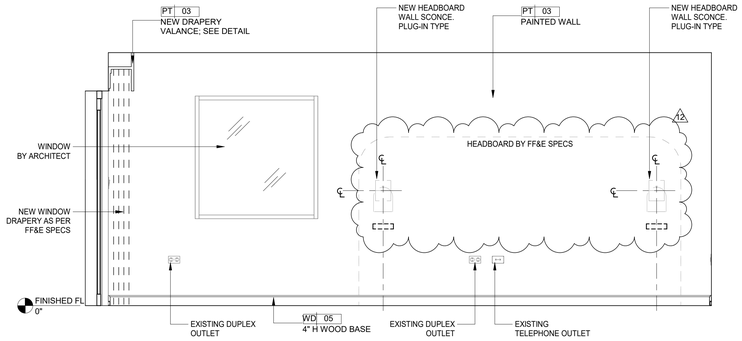

2 GUESTROOM K-2 ELEVATION
1/2" = 1'-0"

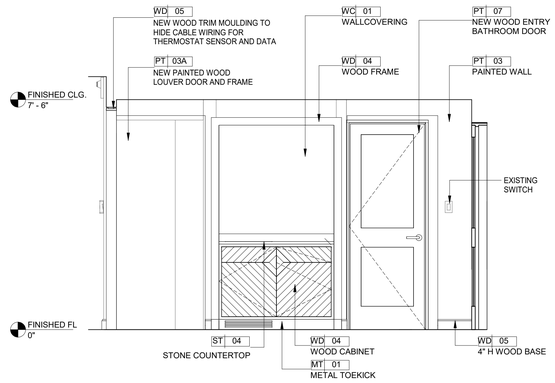

3 GUESTROOM K-2 ELEVATION
1/2" = 1'-0"

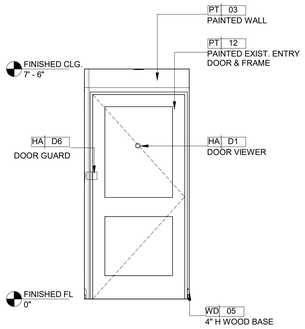

4 GUESTROOM K-2 ELEVATION
1/2" = 1'-0"

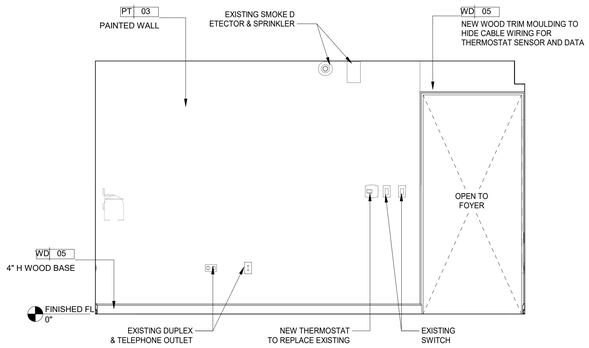

5 GUESTROOM K-2 ELEVATION
1/2" = 1'-0"

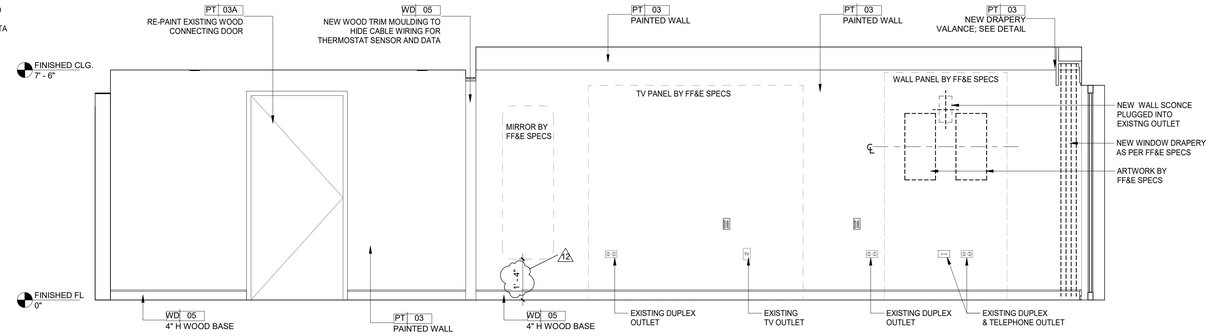

6 GUESTROOM K-2 ELEVATION
1/2" = 1'-0"

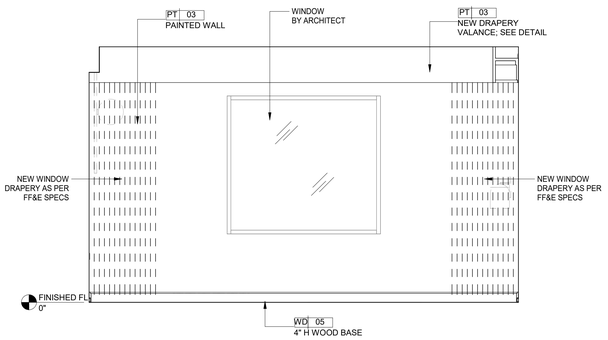

7 GUESTROOM K-3 ELEVATION
1/2" = 1'-0"

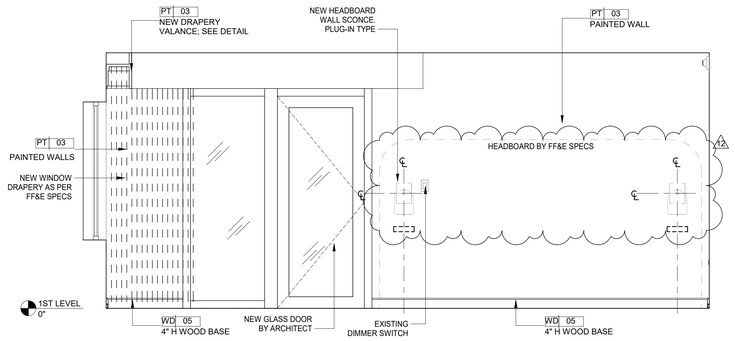

8 GUESTROOM K-3 ELEVATION
1/2" = 1'-0"

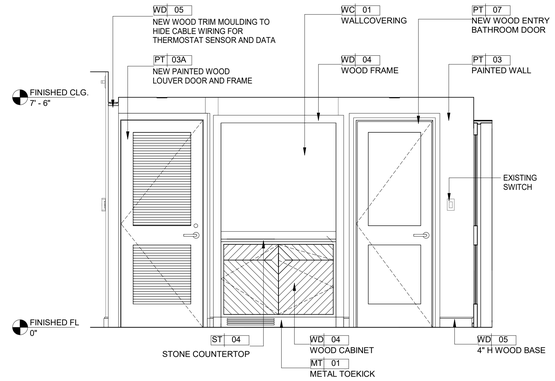

9 GUESTROOM K-3 ELEVATION
1/2" = 1'-0"

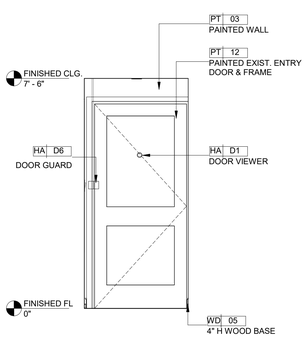

10 GUESTROOM K-3 ELEVATION
1/2" = 1'-0"

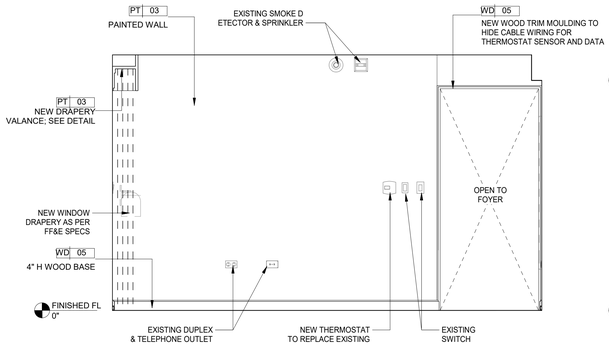

11 GUESTROOM K-3 ELEVATION
1/2" = 1'-0"

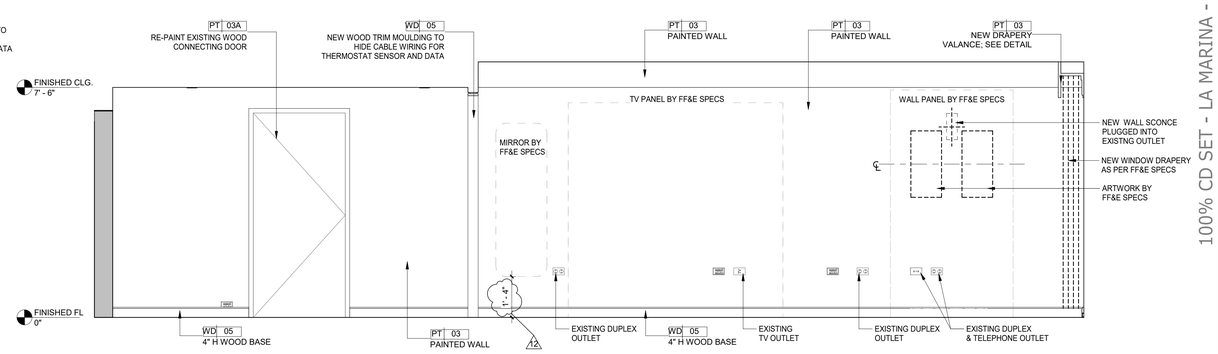

12 GUESTROOM K-3 ELEVATION
1/2" = 1'-0"

6/17/2022 7:02:14 PM
The original size of this drawing is 30"x42"
Copyright © 2011 WATG. All rights reserved.

Wimberly INTERIORS
a design studio of WATG
strategy planning architecture landscape interiors
new york | NY | 212 274 2626 watg.com

ROYAL BLUE HOSPITALITY, LLC
PO BOX 9832
SAN JUAN, PR 00908
PUERTO RICO

client | consultant

stamp | approval

key plan

100% CD SET - LA MARINA - GUESTROOM & SUITES | REV 12 | JUNE 17, 2022 |

no.	date	issue
12	Date 12	Revision 12
2	06-10-2021	GUESTROOMS REVISED PER CLIENT COMMENTS

issues | revisions

EL CONQUISTADOR RESORT
1000 EL CONQUISTADOR AVENUE
FAJARDO, PR 00738-3711
PUERTO RICO

project logo

BUILDING #5 LA MARINA (LM) - KING GUESTROOM INTERIOR ELEVATIONS
sheet title

project no. 195056 date 03/15/21
checked by: Checker
drawn by: Author

B5
component

I-651
sheet no.

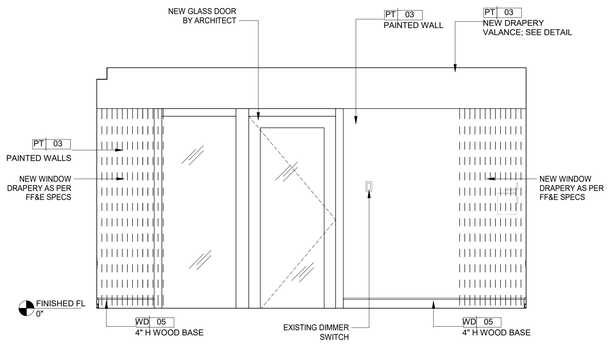

1 GUESTROOM K-4.1 ELEVATION
1/2" = 1'-0"

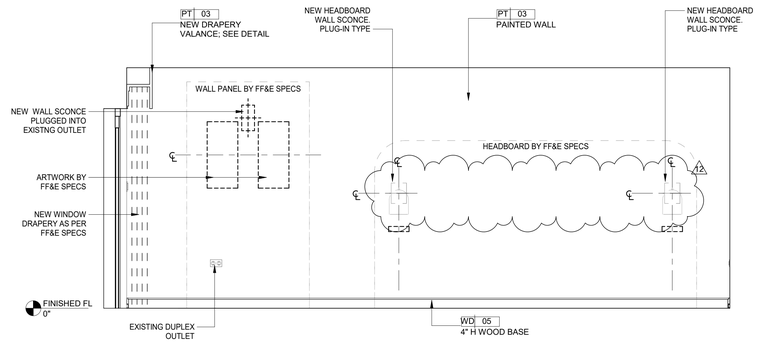

2 GUESTROOM K-4.1 ELEVATION
1/2" = 1'-0"

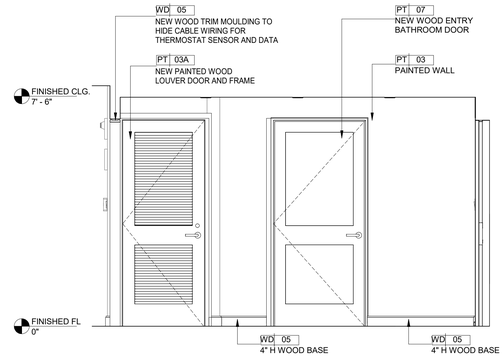

3 GUESTROOM K-4.1 ELEVATION
1/2" = 1'-0"

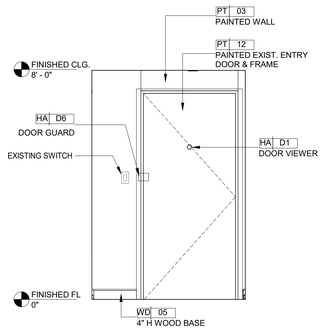

4 GUESTROOM K-4.1 ELEVATION
1/2" = 1'-0"

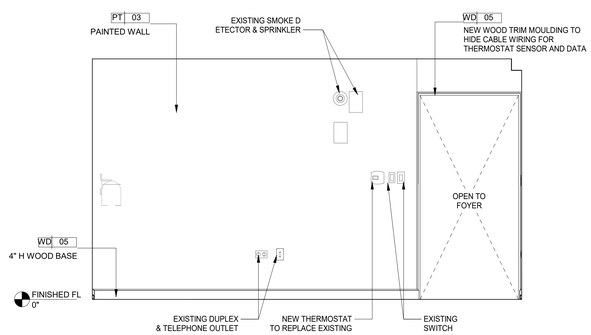

5 GUESTROOM K-4.1 ELEVATION
1/2" = 1'-0"

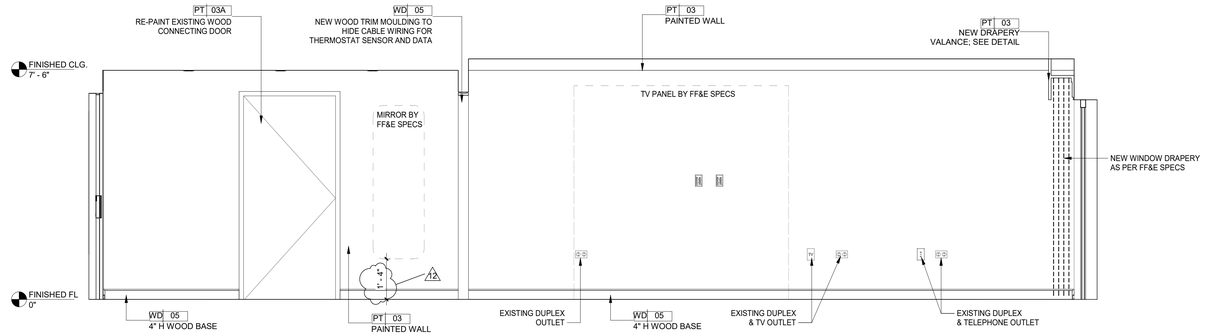

6 GUESTROOM K-4.1 ELEVATION
1/2" = 1'-0"

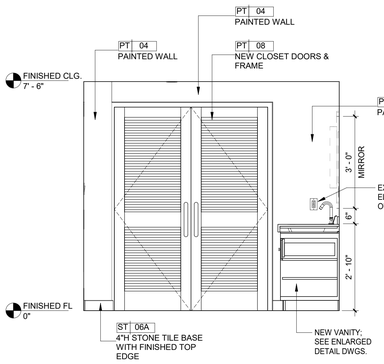

7 GUESTROOM K-4.1 ELEVATION
1/2" = 1'-0"

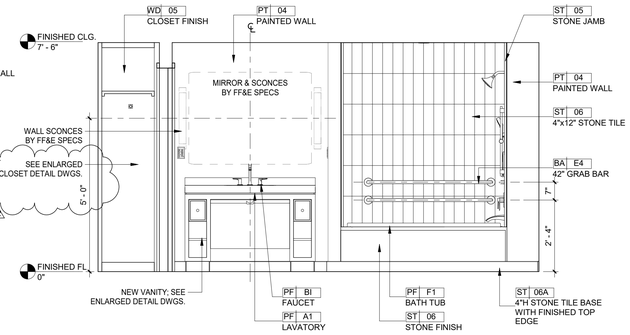

8 GUESTROOM K-4.1 ELEVATION
1/2" = 1'-0"

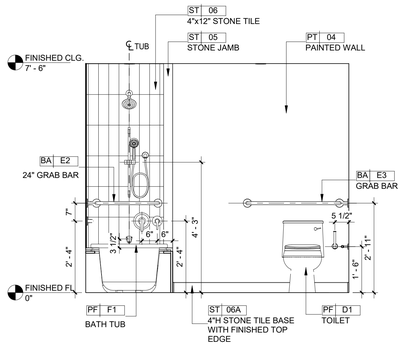

9 GUESTROOM K-4.1 ELEVATION
1/2" = 1'-0"

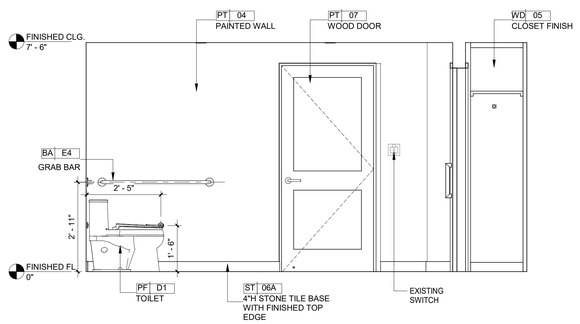

10 GUESTROOM K-4.1 ELEVATION
1/2" = 1'-0"

Wimberly INTERIORS
a design studio of WATG
strategy planning architecture landscape interiors
new york | NY | 212 274 2626 watg.com

ROYAL BLUE HOSPITALITY, LLC
PO BOX 9832
SAN JUAN, PR 00908
PUERTO RICO

client | consultant

stamp | approval

key plan

no.	date	issue
12	Date 12	Revision 12
2	06-10-2021	GUESTROOMS REVISED PER CLIENT COMMENTS

issues | revisions

EL CONQUISTADOR RESORT
1000 EL CONQUISTADOR AVENUE
FAJARDO, PR 00738-3711
PUERTO RICO

project logo

BUILDING #5 LA MARINA (LM) - KING GUESTROOM INTERIOR ELEVATIONS
sheet title

project no. 195056 date 03/15/21

checked by: Checker
drawn by: Author

B5
component

I-652
sheet no.

100% CD SET - LA MARINA - GUESTROOM & SUITES | REV 12 | JUNE 17, 2022 |

6/17/2022 7:02:26 PM
The original size of this drawing is 30"x42"

Copyright © 2011 WATG. All rights reserved.

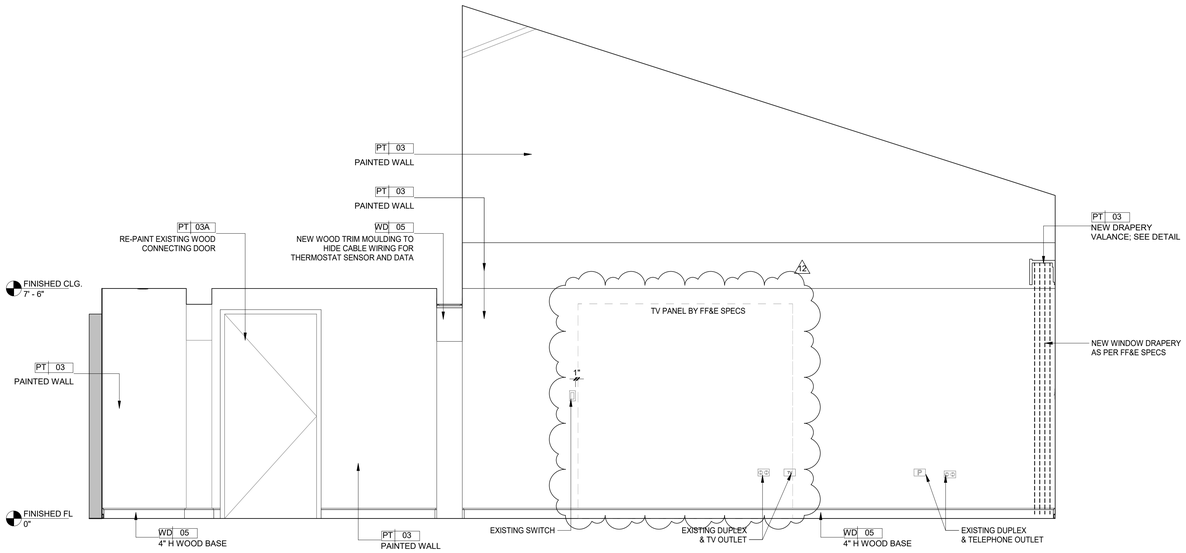

1 GUESTROOM K-5 ELEVATION
1/2" = 1'-0"

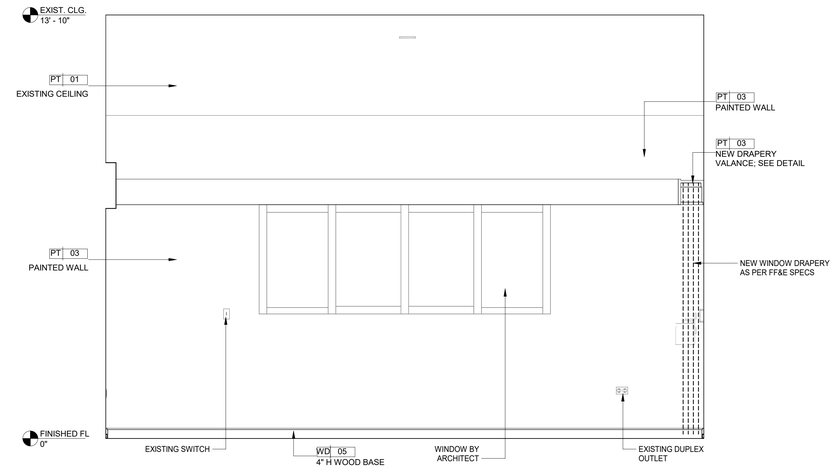

2 GUESTROOM K-5 ELEVATION
1/2" = 1'-0"

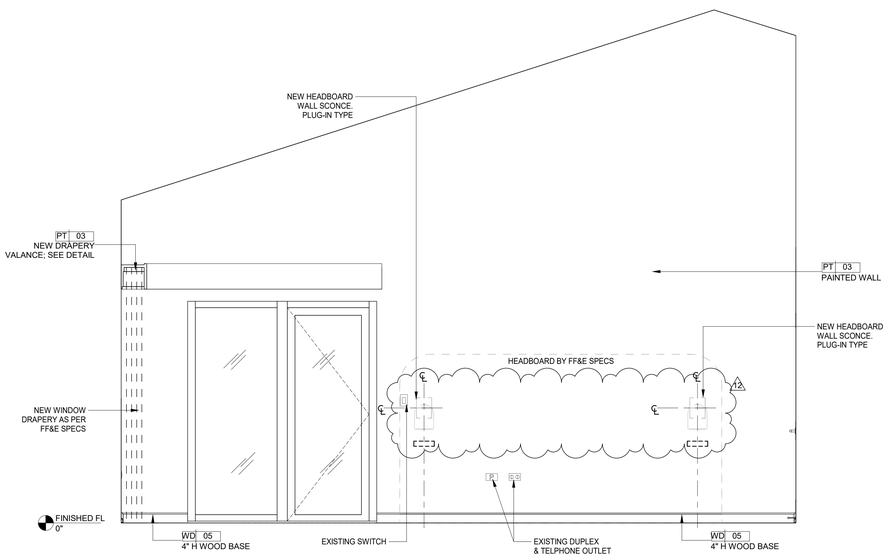

3 GUESTROOM K-5 ELEVATION
1/2" = 1'-0"

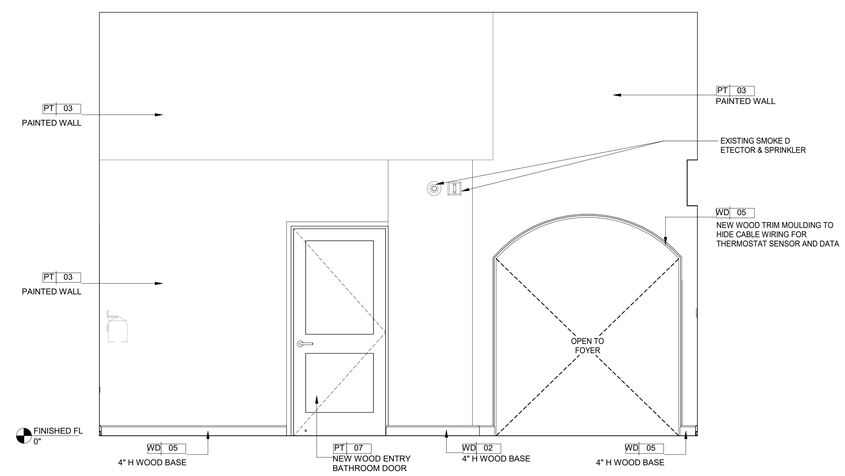

4 GUESTROOM K-5 ELEVATION
1/2" = 1'-0"

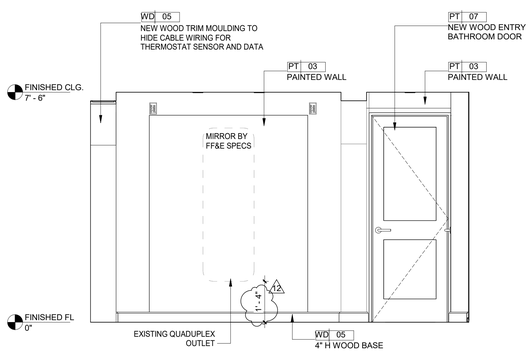

5 GUESTROOM K-5 ELEVATION
1/2" = 1'-0"

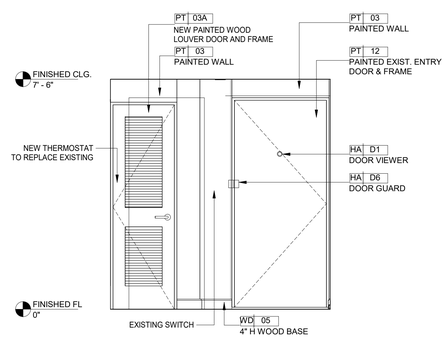

6 GUESTROOM K-5 ELEVATION
1/2" = 1'-0"

6/17/2022 7:02:33 PM
The original size of this drawing is 30"x42"
Copyright © 2011 WATG. All rights reserved.

Wimberly INTERIORS
a design studio of WATG
strategy planning architecture landscape interiors
new york | NY | 212 274 2626 watg.com

ROYAL BLUE HOSPITALITY, LLC
PO BOX 9832
SAN JUAN, PR 00908
PUERTO RICO

client | consultant

stamp | approval

key plan

100% CD SET - LA MARINA - GUESTROOM & SUITES | REV 12 | JUNE 17, 2022 |

no.	date	issue
12	Date 12	Revision 12
2	06-10-2021	GUESTROOMS REVISED PER CLIENT COMMENTS

issues | revisions

EL CONQUISTADOR RESORT
1000 EL CONQUISTADOR AVENUE
FAJARDO, PR 00738-3711
PUERTO RICO

project logo

BUILDING #5 LA MARINA (LM) - KING GUESTROOM INTERIOR ELEVATIONS
sheet title

project no. 195056 date 04/27/21

checked by: MC
drawn by: KR

B5
component

I-653
sheet no.

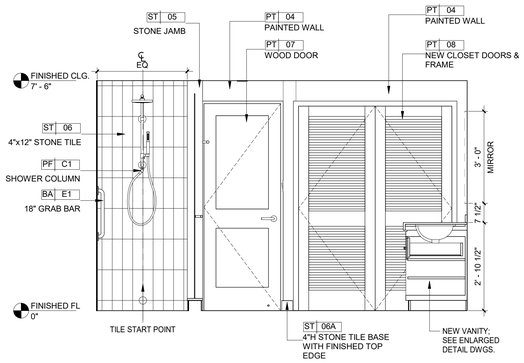

1 GUESTROOM K-5 ELEVATION
1/2" = 1'-0"

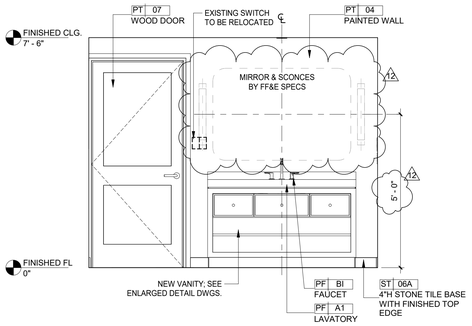

2 GUESTROOM K-5 ELEVATION
1/2" = 1'-0"

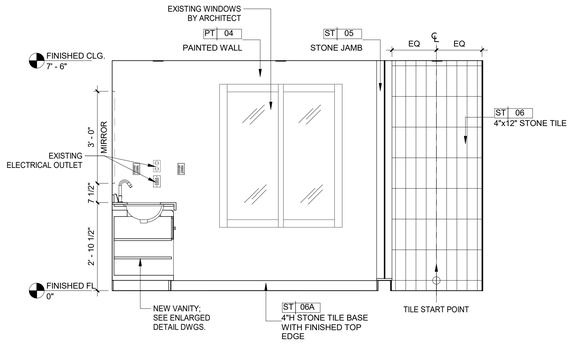

3 GUESTROOM K-5 ELEVATION
1/2" = 1'-0"

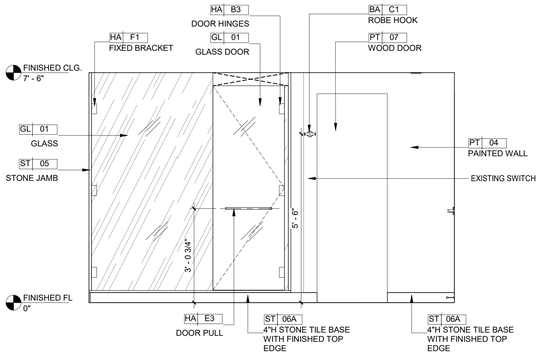

4 GUESTROOM K-5 ELEVATION
1/2" = 1'-0"

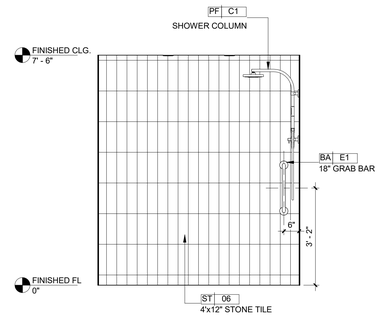

5 GUESTROOM K-5 ELEVATION
1/2" = 1'-0"

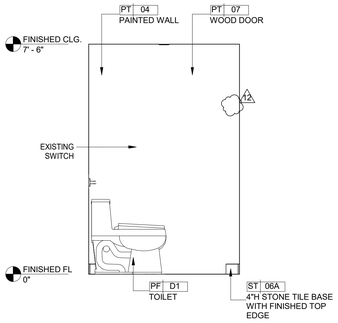

6 GUESTROOM K-5 ELEVATION
1/2" = 1'-0"

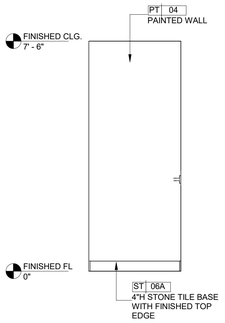

7 GUESTROOM K-5 ELEVATION
1/2" = 1'-0"

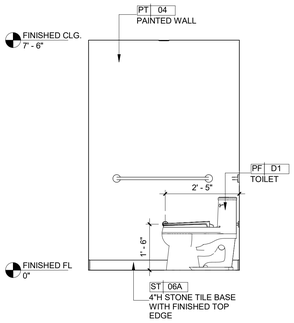

8 GUESTROOM K-5 ELEVATION
1/2" = 1'-0"

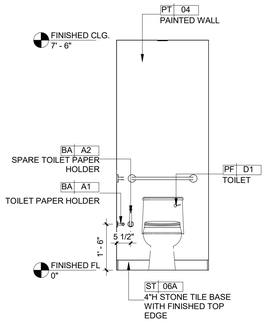

9 GUESTROOM K-5 ELEVATION
1/2" = 1'-0"

Wimberly INTERIORS
a design studio of WATG

strategy planning architecture landscape interiors

new york | NY | 212 274 2626 watg.com

ROYAL BLUE HOSPITALITY, LLC

PO BOX 9832
SAN JUAN, PR 00908
PUERTO RICO

client | consultant

stamp | approval

key plan

no.	date	issue
12	Date 12	Revision 12

issues | revisions

EL CONQUISTADOR RESORT

1000 EL CONQUISTADOR AVENUE
FAJARDO, PR 00738-3711
PUERTO RICO

project logo

BUILDING #5 LA MARINA (LM) - KING GUESTROOM INTERIOR ELEVATIONS
sheet title

project no. 195056 date 04/27/21

checked by: MC
drawn by: KR

B5
component

I-654
sheet no.

100% CD SET - LA MARINA - GUESTROOM & SUITES | REV 12 | JUNE 17, 2022 |

6/17/2022 7:02:43 PM
The original size of this drawing is 30"x42"

Copyright © 2011 WATG. All rights reserved.

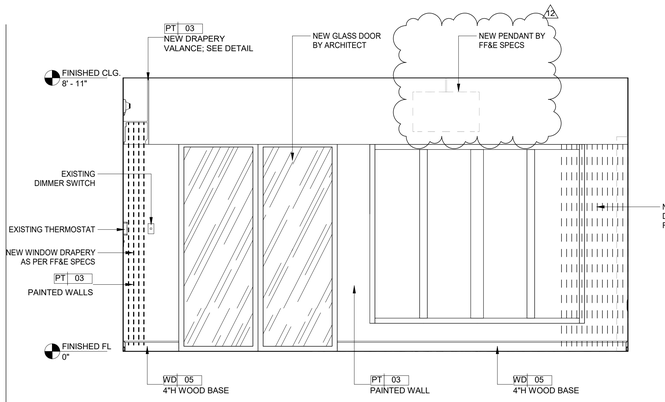

1 GUESTROOM KS-1 ELEVATION
1/2" = 1'-0"

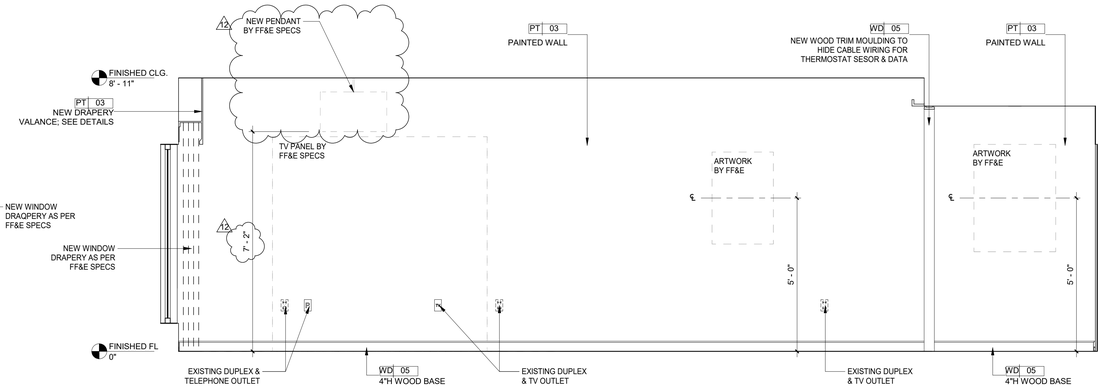

2 GUESTROOM KS-1 ELEVATION
1/2" = 1'-0"

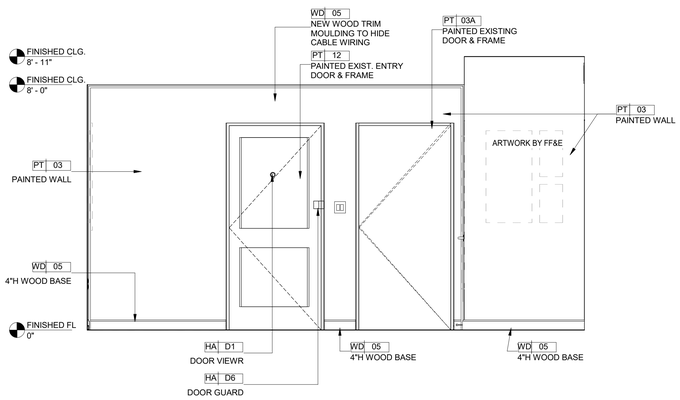

3 GUESTROOM KS-1 ELEVATION
1/2" = 1'-0"

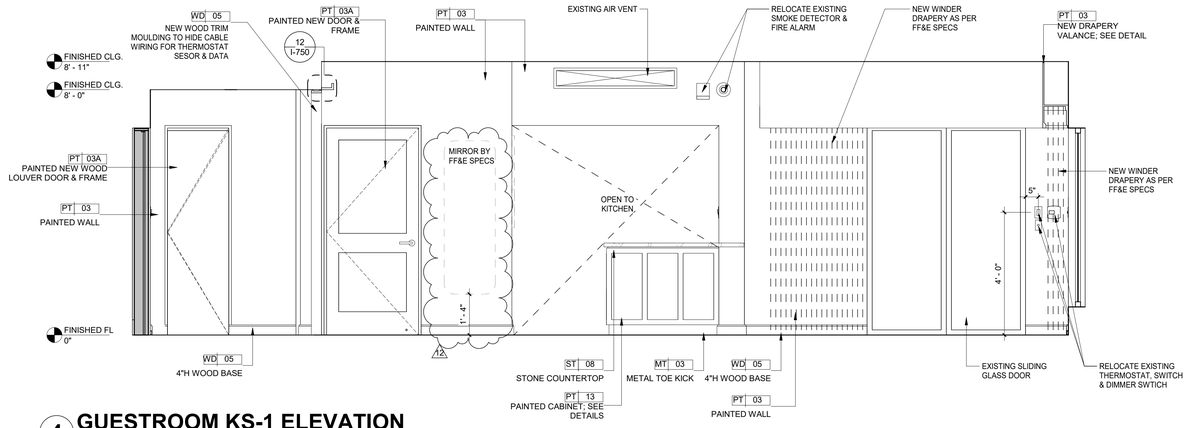

4 GUESTROOM KS-1 ELEVATION
1/2" = 1'-0"

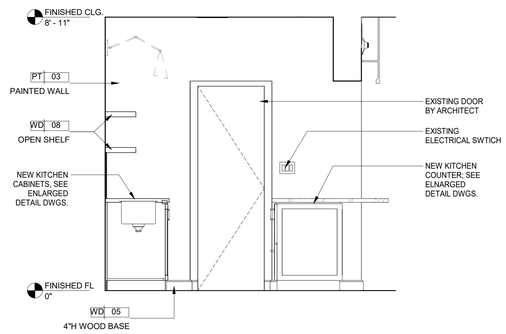

5 GUESTROOM KS-1 ELEVATION
1/2" = 1'-0"

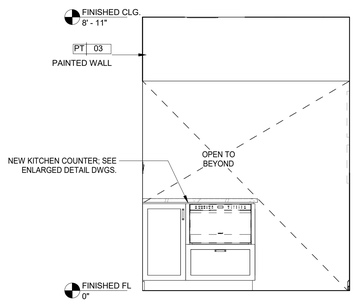

6 GUESTROOM KS-1 ELEVATION
1/2" = 1'-0"

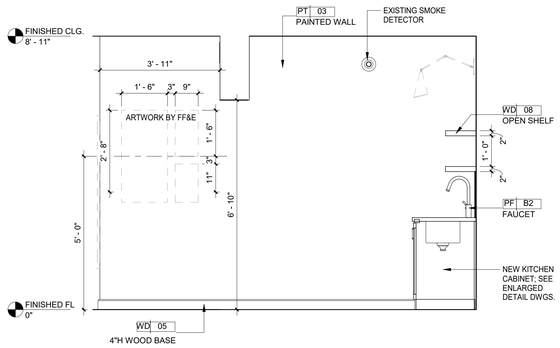

7 GUESTROOM KS-1 ELEVATION
1/2" = 1'-0"

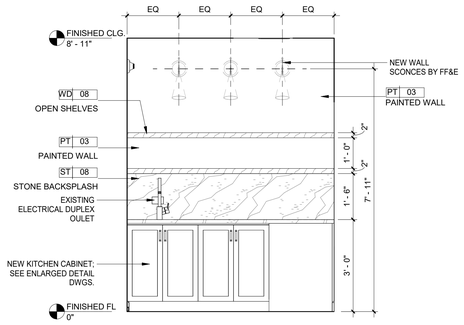

8 GUESTROOM KS-1 ELEVATION
1/2" = 1'-0"

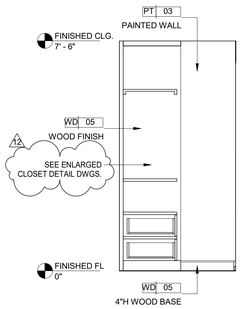

9 GUESTROOM KS-1 ELEVATION
1/2" = 1'-0"

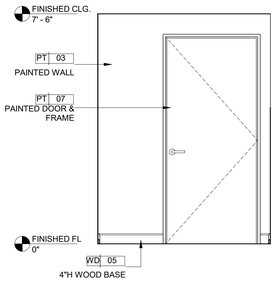

10 GUESTROOM KS-1 ELEVATION
1/2" = 1'-0"

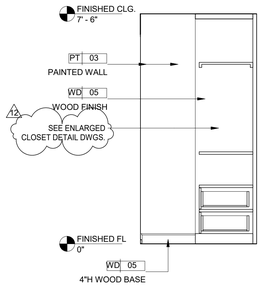

11 GUESTROOM KS-1 ELEVATION
1/2" = 1'-0"

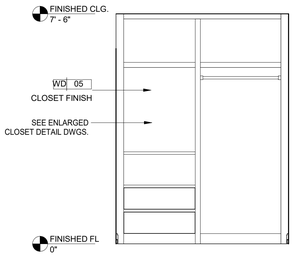

12 GUESTROOM KS-1 ELEVATION
1/2" = 1'-0"

Copyright © 2011 WATG. All rights reserved.

6/17/2022 7:02:54 PM
The original size of this drawing is 30"x42"

100% CD SET - LA MARINA - GUESTROOM & SUITES | REV 12 | JUNE 17, 2022 |

Wimberly INTERIORS
a design studio of WATG

strategy planning architecture landscape interiors

new york | NY | 212 274 2626 watg.com

ROYAL BLUE HOSPITALITY, LLC

PO BOX 9832
SAN JUAN, PR 00908
PUERTO RICO

client | consultant

stamp | approval

key plan

no.	date	issue
12	Date 12	Revision 12
11	2022-06-03	LA MARINA GUEST SUITES UPDATES
6	Date 6	GUESTROOM SUITE DRAPERY REVISIONS
5	Date 5	GUESTROOM SUITE REVIES PER COMMENTS
4	08-03-2021	GUESTROOM SUITES REVISION

issues | revisions

EL CONQUISTADOR RESORT

1000 EL CONQUISTADOR AVENUE
FAJARDO, PR 00738-3711
PUERTO RICO

project logo

BUILDING #5 LA MARINA (LM) - KING GUESTROOM INTERIOR ELEVATIONS

sheet title

project no. 195056 date 03/15/21

checked by: Checker
drawn by: Author

B5
component

I-655
sheet no.

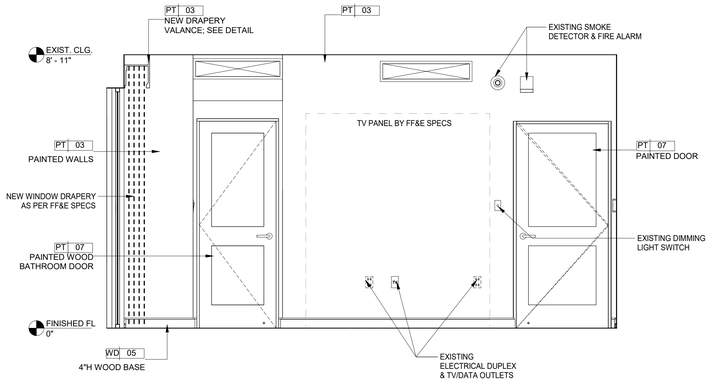

1 GUESTROOM KS-1 ELEVATION
1/2" = 1'-0"

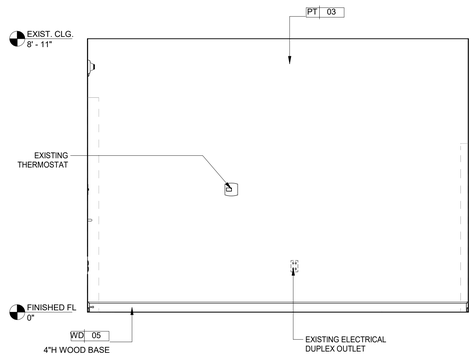

2 GUESTROOM KS-1 ELEVATION
1/2" = 1'-0"

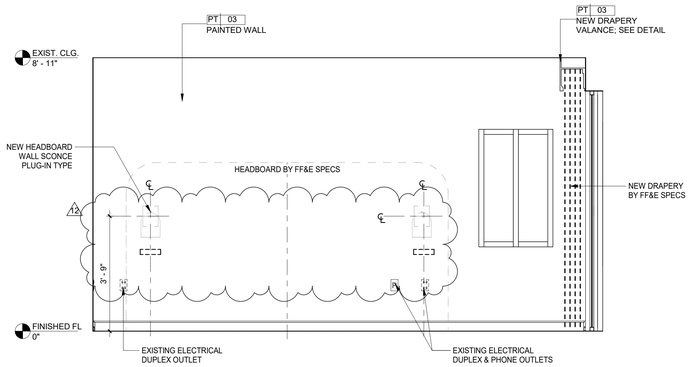

3 GUESTROOM KS-1 ELEVATION
1/2" = 1'-0"

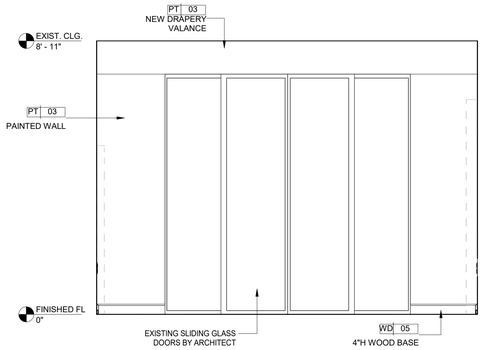

4 GUESTROOM KS-1 ELEVATION
1/2" = 1'-0"

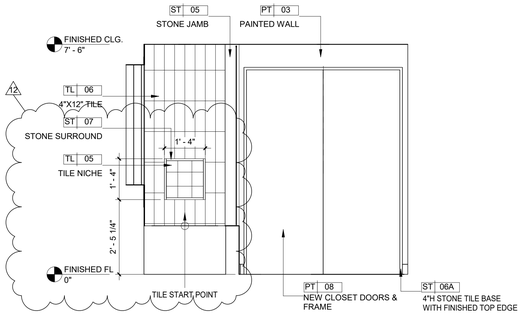

5 GUESTROOM KS-1 ELEVATION
1/2" = 1'-0"

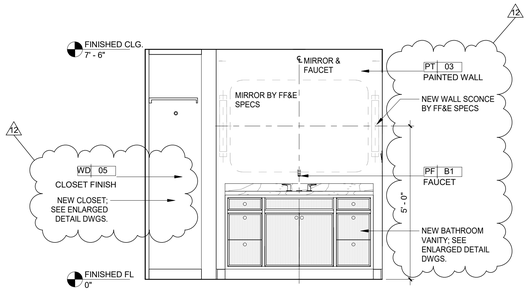

6 GUESTROOM KS-1 ELEVATION
1/2" = 1'-0"

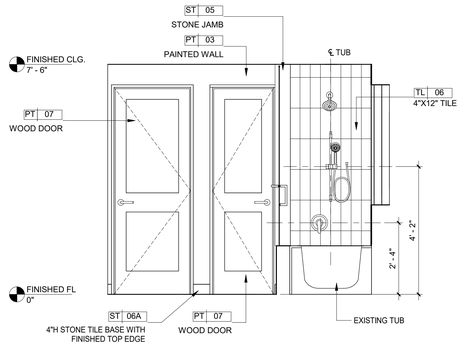

7 GUESTROOM KS-1 ELEVATION
1/2" = 1'-0"

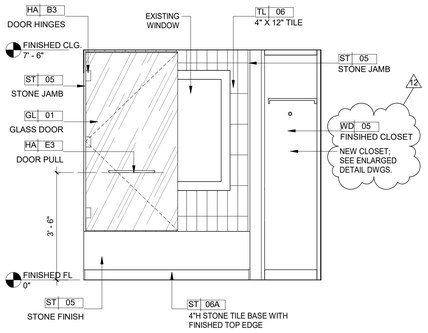

8 GUESTROOM KS-1 ELEVATION
1/2" = 1'-0"

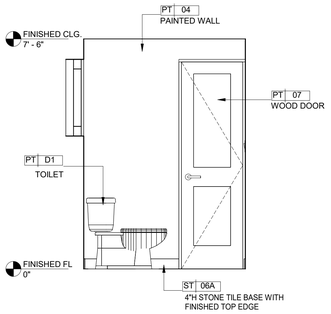

9 GUESTROOM KS-1 ELEVATION
1/2" = 1'-0"

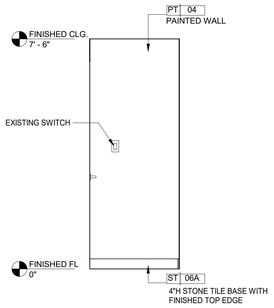

10 GUESTROOM KS-1 ELEVATION
1/2" = 1'-0"

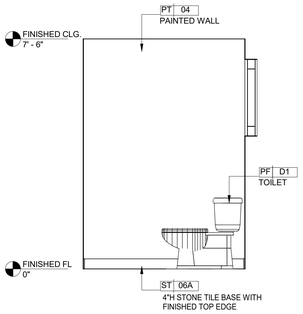

11 GUESTROOM KS-1 ELEVATION
1/2" = 1'-0"

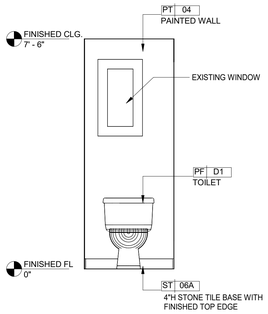

12 GUESTROOM KS-1 ELEVATION
1/2" = 1'-0"

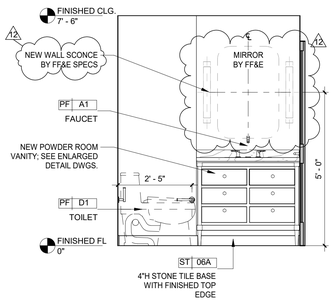

13 GUESTROOM KS-1 ELEVATION
1/2" = 1'-0"

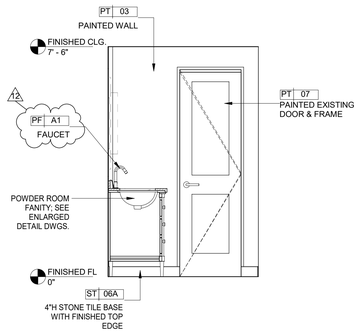

14 GUESTROOM KS-1 ELEVATION
1/2" = 1'-0"

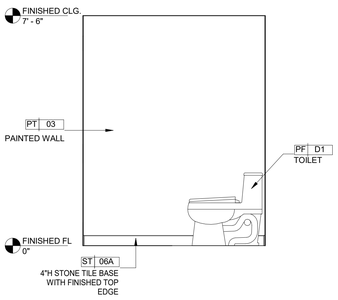

15 GUESTROOM KS-1 ELEVATION
1/2" = 1'-0"

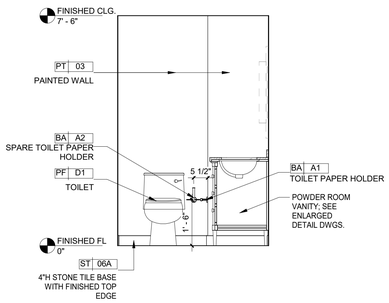

16 GUESTROOM KS-1 ELEVATION
1/2" = 1'-0"

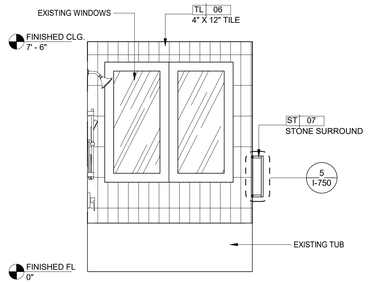

17 LM-EL-KS-1 ELEV 30
1/2" = 1'-0"

6/17/2022 7:03:11 PM
The original size of this drawing is 30"x42"
Copyright © 2011 WATG. All rights reserved.

Wimberly INTERIORS
a design studio of WATG
strategy planning architecture landscape interiors
new york | NY | 212 274 2626 watg.com

ROYAL BLUE HOSPITALITY, LLC
PO BOX 9832
SAN JUAN, PR 00908
PUERTO RICO

client | consultant

stamp | approval

100% CD SET - LA MARINA - GUESTROOM & SUITES | REV 12 | JUNE 17, 2022 |

key plan

no.	date	issue
12	Date 12	Revision 12
10	2022-05-19	LA MARINA PUBLIC AREA MILLWORK UPDATES
5	Date 5	GUESTROOM SUITE REVIES PER COMMENTS
4	08-03-2021	GUESTROOM SUITES REVISION

issues | revisions

EL CONQUISTADOR RESORT
1000 EL CONQUISTADOR AVENUE
FAJARDO, PR 00738-3711
PUERTO RICO

project logo

BUILDING #5 LA MARINA (LM) - KING GUESTROOM INTERIOR ELEVATIONS
sheet title

project no. 195056 date 03/15/21

checked by: Checker
drawn by: Author

B5
component

I-656
sheet no.

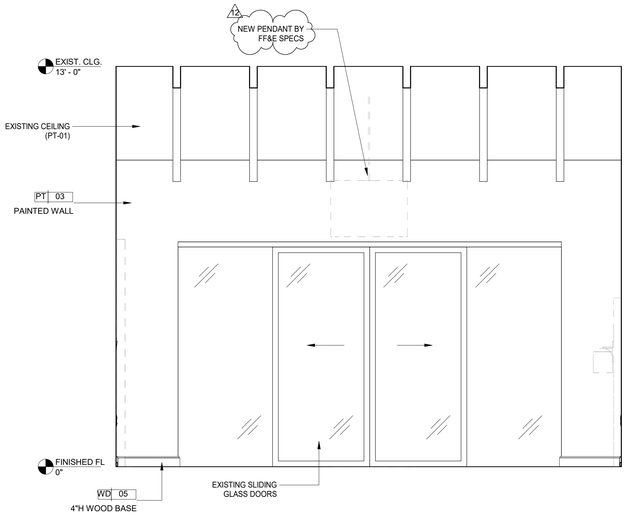

1 GUESTROOM KS-2 ELEVATION
1/2" = 1'-0"

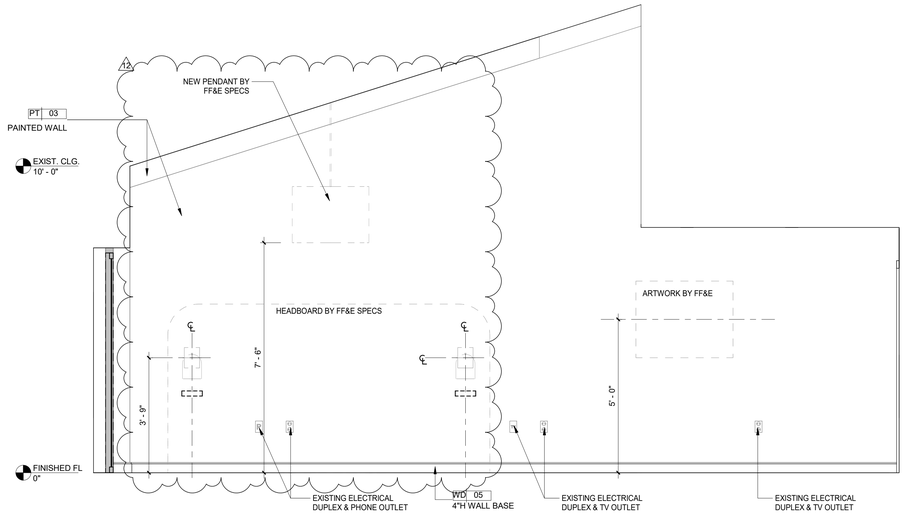

2 GUESTROOM KS-2 ELEVATION
1/2" = 1'-0"

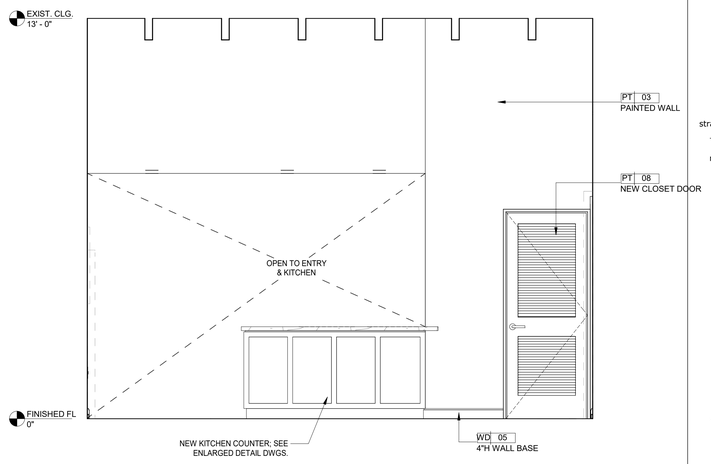

3 GUESTROOM KS-2 ELEVATION
1/2" = 1'-0"

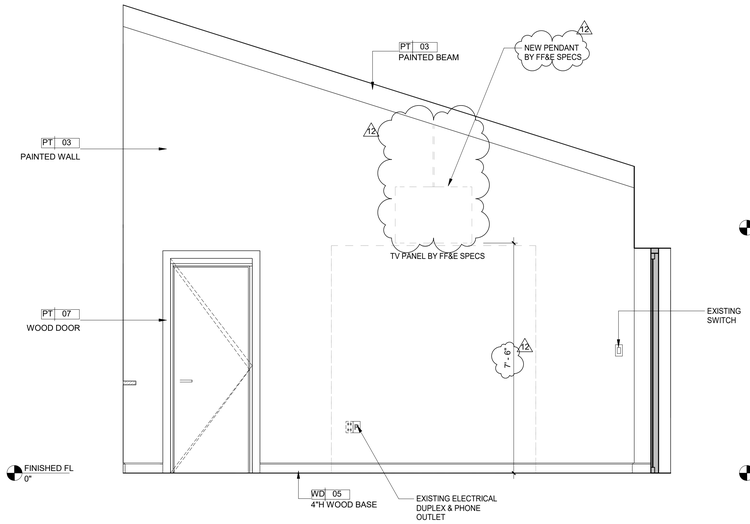

4 GUESTROOM KS-2 ELEVATION
1/2" = 1'-0"

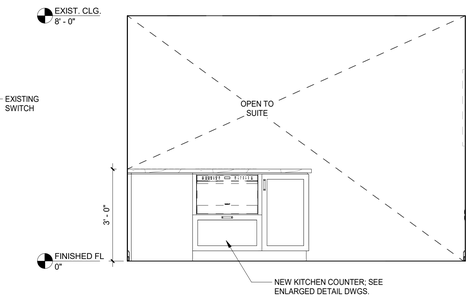

5 GUESTROOM KS-2 ELEVATION
1/2" = 1'-0"

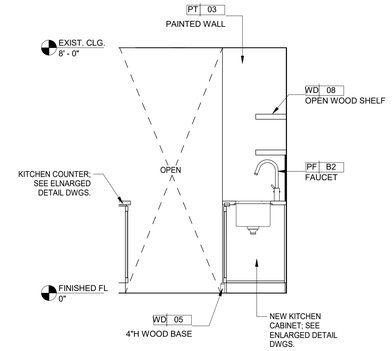

6 GUESTROOM KS-2 ELEVATION
1/2" = 1'-0"

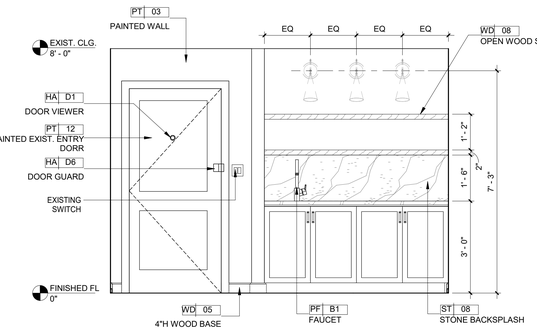

7 GUESTROOM KS-2 ELEVATION
1/2" = 1'-0"

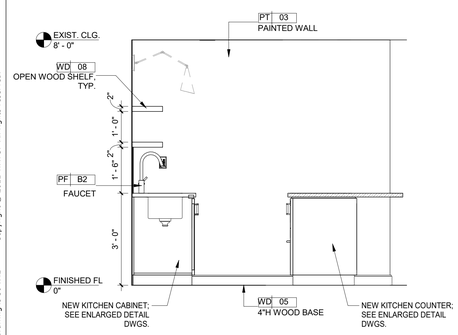

8 GUESTROOM KS-2 ELEVATION
1/2" = 1'-0"

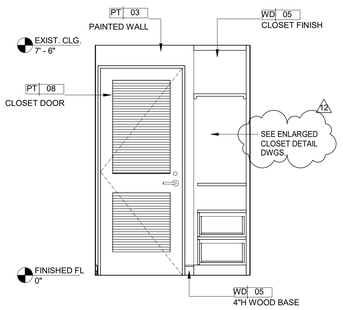

9 GUESTROOM KS-2 ELEVATION
1/2" = 1'-0"

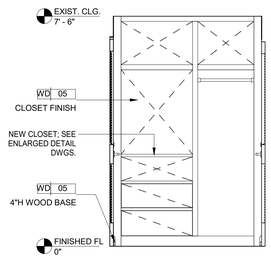

10 GUESTROOM KS-2 ELEVATION
1/2" = 1'-0"

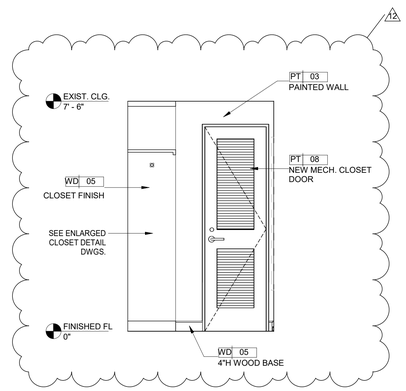

11 GUESTROOM KS-2 ELEVATION
1/2" = 1'-0"

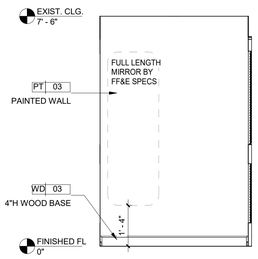

12 GUESTROOM KS-2 ELEVATION
1/2" = 1'-0"

6/17/2022 7:03:23 PM
The original size of this drawing is 30"x42"
Copyright © 2011 WATG. All rights reserved.

100% CD SET - LA MARINA - GUESTROOM & SUITES | REV 12 | JUNE 17, 2022 |

Wimberly INTERIORS
a design studio of WATG
strategy planning architecture landscape interiors
new york | NY | 212 274 2626 watg.com

client | consultant

ROYAL BLUE HOSPITALITY, LLC
PO BOX 9832
SAN JUAN, PR 00908
PUERTO RICO

stamp | approval

key plan

no.	date	issue
12	Date 12	Revision 12
11	2022-06-03	LA MARINA GUEST SUITES UPDATES
4	08-03-2021	GUESTROOM SUITES REVISION

issues | revisions

EL CONQUISTADOR RESORT
1000 EL CONQUISTADOR AVENUE
FAJARDO, PR 00738-3711
PUERTO RICO

project logo

BUILDING #5 LA MARINA (LM) - KING GUESTROOM INTERIOR ELEVATIONS
sheet title

project no. 195056 date 03/15/21

checked by: Checker
drawn by: Author

B5
component

I-657
sheet no.

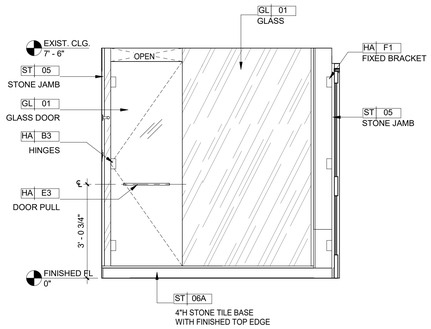

1 GUESTROOM KS-2 ELEVATION
1/2" = 1'-0"

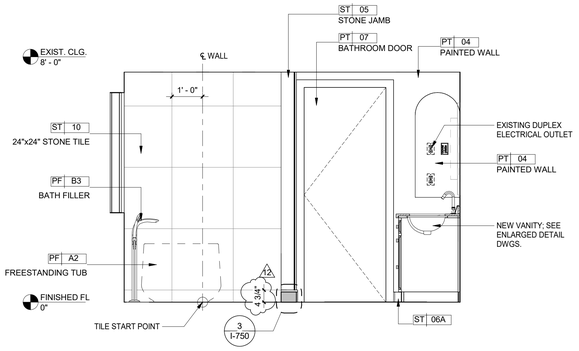

2 GUESTROOM KS-2 ELEVATION
1/2" = 1'-0"

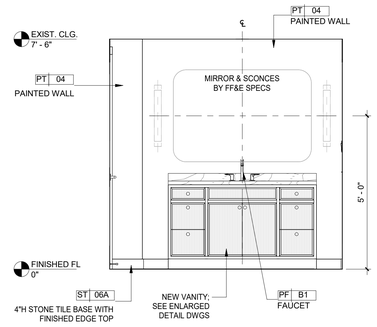

3 GUESTROOM KS-2 ELEVATION
1/2" = 1'-0"

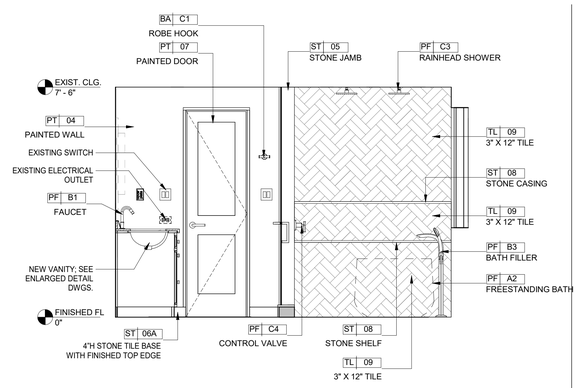

4 GUESTROOM KS-2 ELEVATION
1/2" = 1'-0"

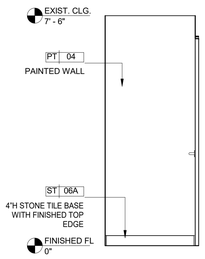

5 GUESTROOM KS-2 ELEVATION
1/2" = 1'-0"

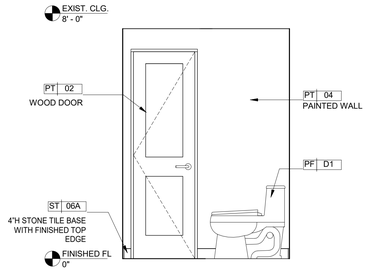

6 GUESTROOM KS-2 ELEVATION
1/2" = 1'-0"

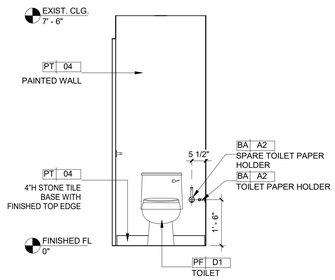

7 GUESTROOM KS-2 ELEVATION
1/2" = 1'-0"

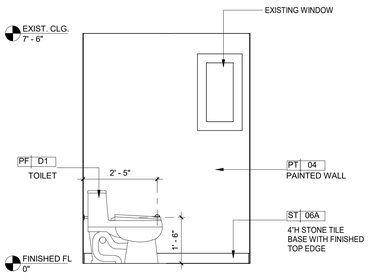

8 GUESTROOM KS-2 ELEVATION
1/2" = 1'-0"

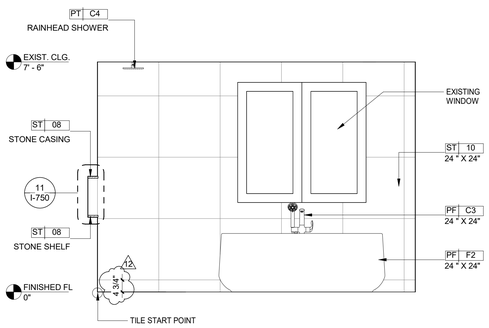

9 GUESTROOM KS-2 ELEVATION
1/2" = 1'-0"

6/17/2022 2:03:23 PM
The original size of this drawing is 30"x42"
Copyright © 2011 WATG. All rights reserved.

Wimberly INTERIORS
a design studio of WATG
strategy planning architecture landscape interiors
new york | NY | 212 274 2626 watg.com

ROYAL BLUE HOSPITALITY, LLC
PO BOX 9832
SAN JUAN, PR 00908
PUERTO RICO

client | consultant

stamp | approval

100% CD SET - LA MARINA - GUESTROOM & SUITES | REV 12 | JUNE 17, 2022 |

key plan

no.	date	issue
12	Date 12	Revision 12
4	08-03-2021	GUESTROOM SUITES REVISION

issues | revisions

EL CONQUISTADOR RESORT
1000 EL CONQUISTADOR AVENUE
FAJARDO, PR 00738-3711
PUERTO RICO

project logo

BUILDING #5 LA MARINA (LM) - KING GUESTROOM INTERIOR ELEVATIONS
sheet title

project no. 195056 date 03/15/21

checked by: Checker
drawn by: Author

B5
component

I-658
sheet no.

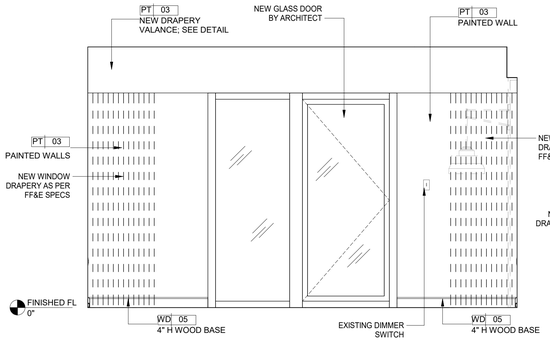

1 GUESTROOM QQ-1 ELEVATION
1/2" = 1'-0"

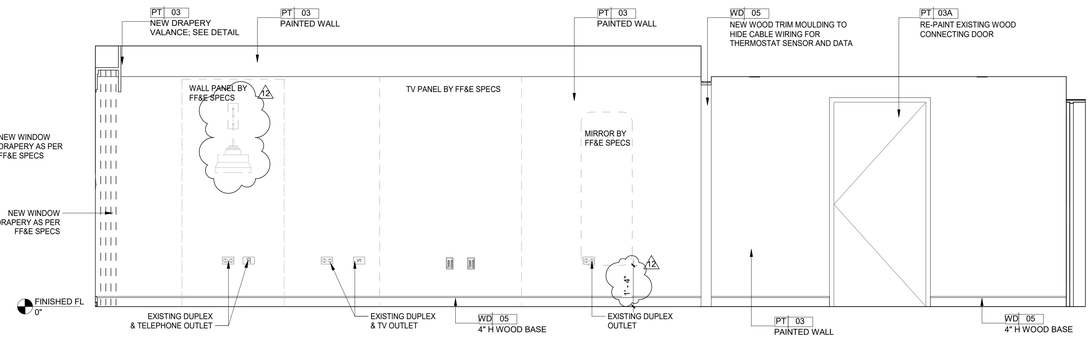

2 GUESTROOM QQ-1 ELEVATION
1/2" = 1'-0"

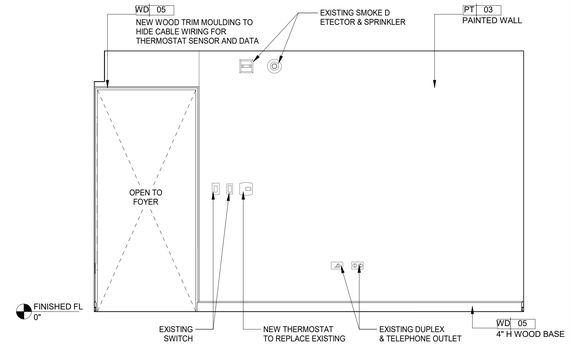

3 GUESTROOM QQ-1 ELEVATION
1/2" = 1'-0"

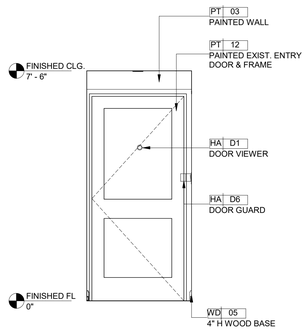

4 GUESTROOM QQ-1 ELEVATION
1/2" = 1'-0"

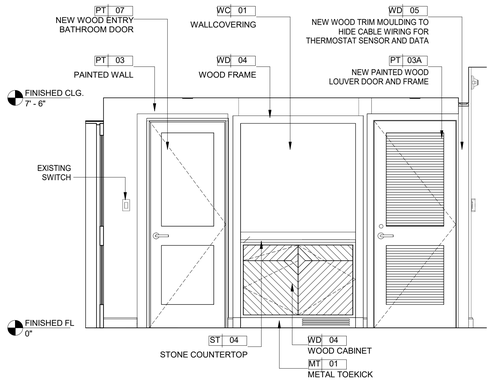

5 GUESTROOM QQ-1 ELEVATION
1/2" = 1'-0"

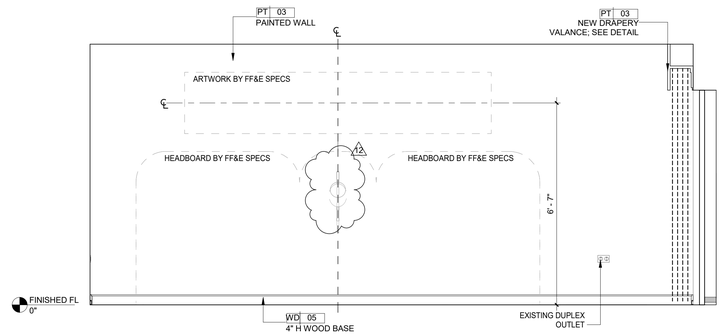

6 GUESTROOM QQ-1 ELEVATION
1/2" = 1'-0"

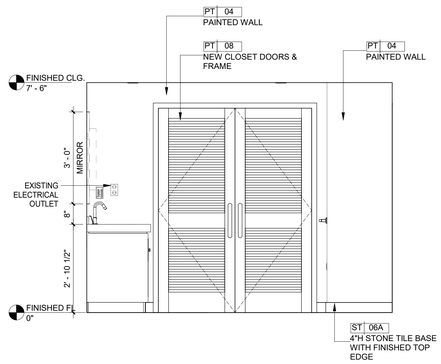

7 GUESTROOM QQ-1 ELEVATION
1/2" = 1'-0"

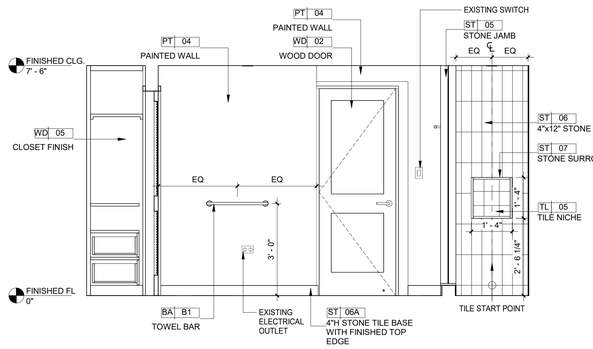

8 GUESTROOM QQ-1 ELEVATION
1/2" = 1'-0"

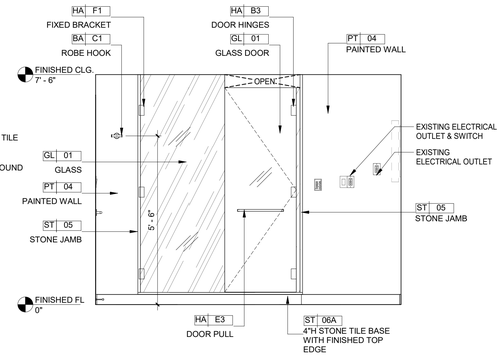

9 GUESTROOM QQ-1 ELEVATION
1/2" = 1'-0"

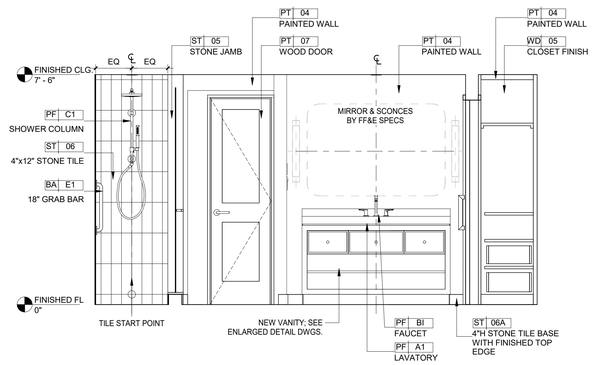

10 GUESTROOM QQ-1 ELEVATION
1/2" = 1'-0"

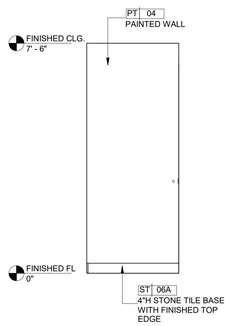

11 GUESTROOM QQ-1 ELEVATION
1/2" = 1'-0"

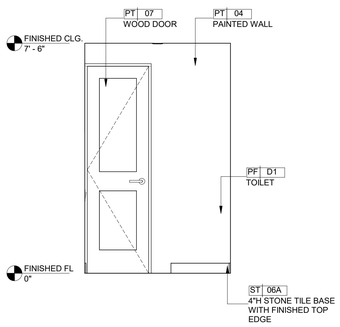

12 GUESTROOM QQ-1 ELEVATION
1/2" = 1'-0"

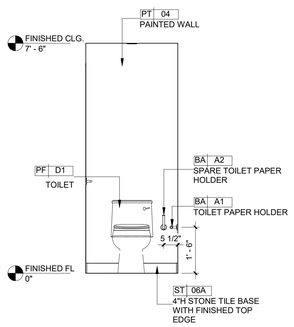

13 GUESTROOM QQ-1 ELEVATION
1/2" = 1'-0"

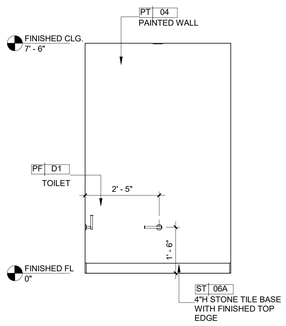

14 GUESTROOM QQ-1 ELEVATION
1/2" = 1'-0"

6/17/2022 7:03:34 PM
The original size of this drawing is 30"x42"
Copyright © 2011 WATG. All rights reserved.

Wimberly INTERIORS
a design studio of WATG
strategy planning architecture landscape interiors
new york | NY | 212 274 2626 watg.com

ROYAL BLUE HOSPITALITY, LLC
PO BOX 9832
SAN JUAN, PR 00908
PUERTO RICO

client | consultant

stamp | approval

100% CD SET - LA MARINA - GUESTROOM & SUITES | REV 12 | JUNE 17, 2022 |

key plan

no.	date	issue
12	Date 12	Revision 12
2	06-10-2021	GUESTROOMS REVISED PER CLIENT COMMENTS

issues | revisions

EL CONQUISTADOR RESORT
1000 EL CONQUISTADOR AVENUE
FAJARDO, PR 00738-3711
PUERTO RICO

project logo

BUILDING #5 LA MARINA (LM) - QQ GUESTROOM INTERIOR ELEVATIONS
sheet title

project no. 195056 date 03/15/21

checked by: Checker
drawn by: Author

B5
component

I-659
sheet no.

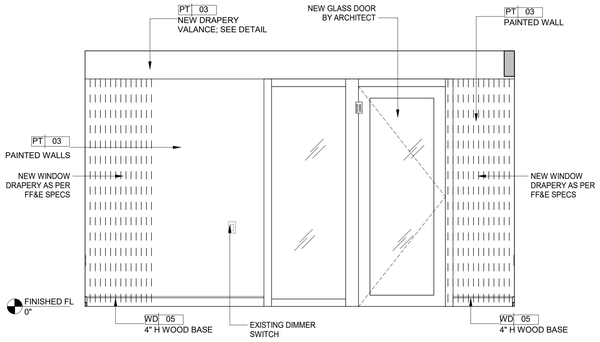

1 GUESTROOM QQ-2 ELEVATION
1/2" = 1'-0"

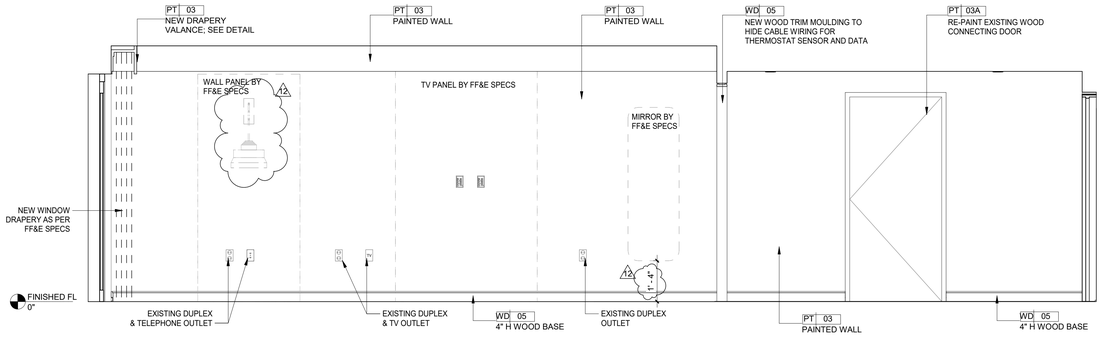

2 GUESTROOM QQ-2 ELEVATION
1/2" = 1'-0"

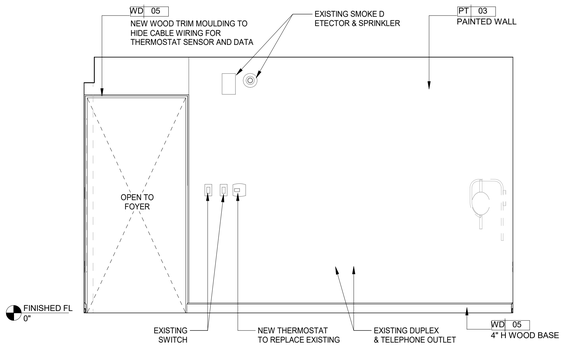

3 GUESTROOM QQ-2 ELEVATION
1/2" = 1'-0"

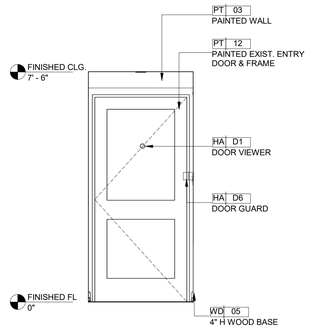

4 GUESTROOM QQ-2 ELEVATION
1/2" = 1'-0"

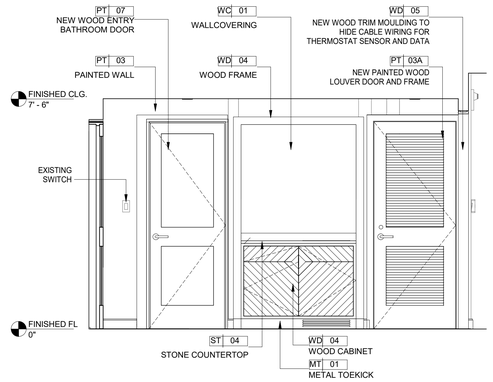

5 GUESTROOM QQ-2 ELEVATION
1/2" = 1'-0"

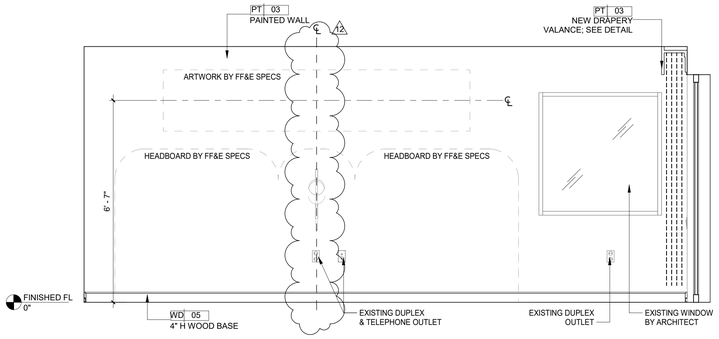

6 GUESTROOM QQ-2 ELEVATION
1/2" = 1'-0"

6/17/2022 7:03:35 PM
The original size of this drawing is 30"x42"
Copyright © 2011 WATG. All rights reserved.

Wimberly INTERIORS
a design studio of WATG
strategy planning architecture landscape interiors
new york | NY | 212 274 2626 watg.com

ROYAL BLUE HOSPITALITY, LLC
PO BOX 9832
SAN JUAN, PR 00908
PUERTO RICO

client | consultant

stamp | approval

key plan

no.	date	issue
12	Date 12	Revision 12
2	06-10-2021	GUESTROOMS REVISED PER CLIENT COMMENTS

issues | revisions

EL CONQUISTADOR RESORT
1000 EL CONQUISTADOR AVENUE
FAJARDO, PR 00738-3711
PUERTO RICO

project logo

BUILDING #5 LA MARINA (LM) - QQ GUESTROOM INTERIOR ELEVATIONS
sheet title

project no. 195056 date 03/16/21

checked by: Checker
drawn by: Author

B5
component

I-660
sheet no.

100% CD SET - LA MARINA - GUESTROOM & SUITES | REV 12 | JUNE 17, 2022 |

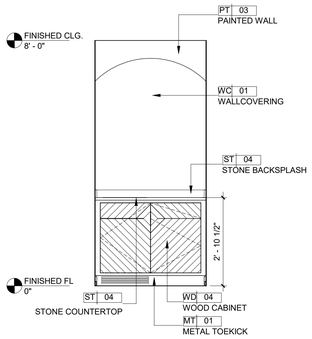

1 **GUESTROOM QQ-3 ELEVATION**
1/2" = 1'-0"

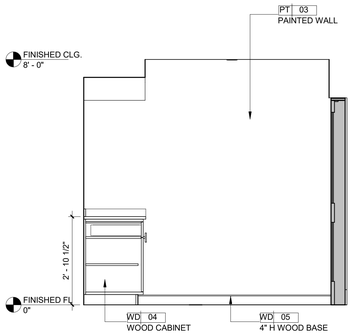

2 **GUESTROOM QQ-3 ELEVATION**
1/2" = 1'-0"

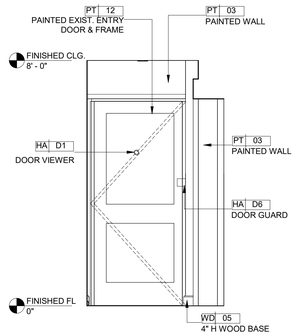

3 **GUESTROOM QQ-3 ELEVATION**
1/2" = 1'-0"

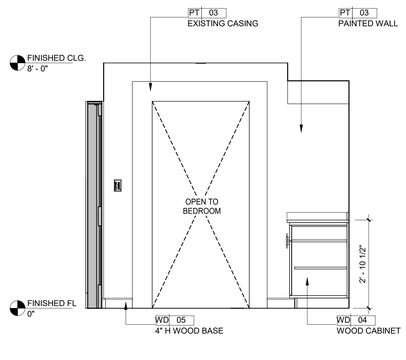

4 **GUESTROOM QQ-3 ELEVATION**
1/2" = 1'-0"

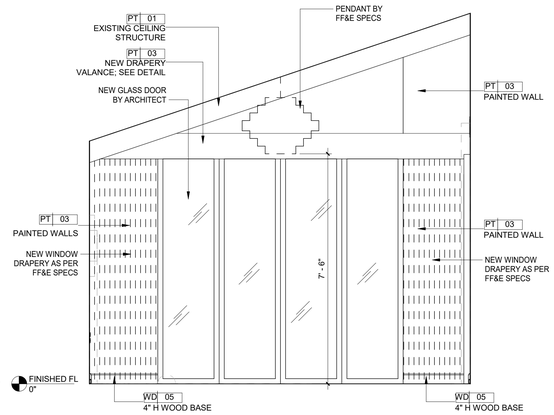

5 **GUESTROOM QQ-3 ELEVATION**
1/2" = 1'-0"

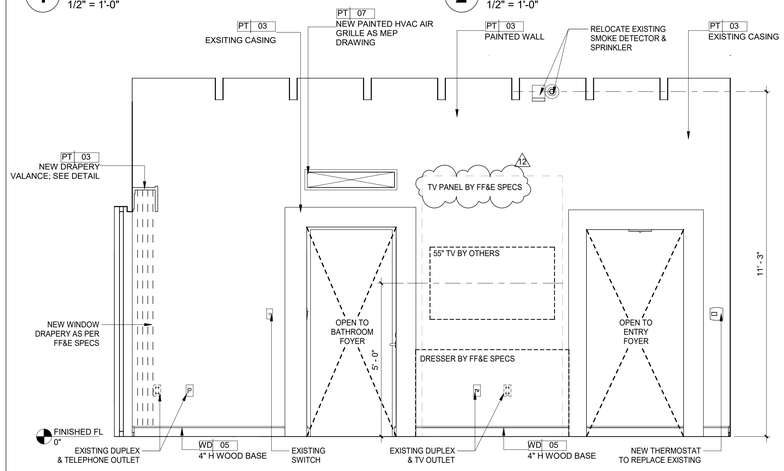

6 **GUESTROOM QQ-3 ELEVATION**
1/2" = 1'-0"

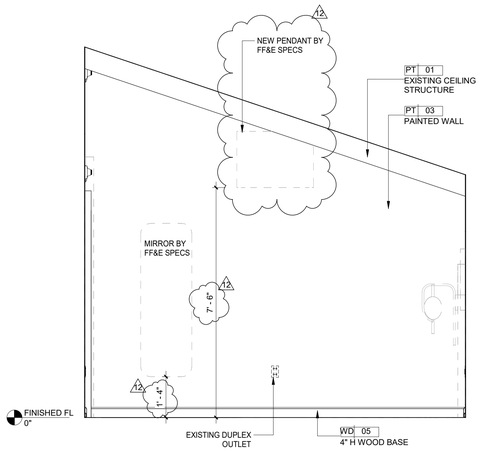

7 **GUESTROOM QQ-3 ELEVATION**
1/2" = 1'-0"

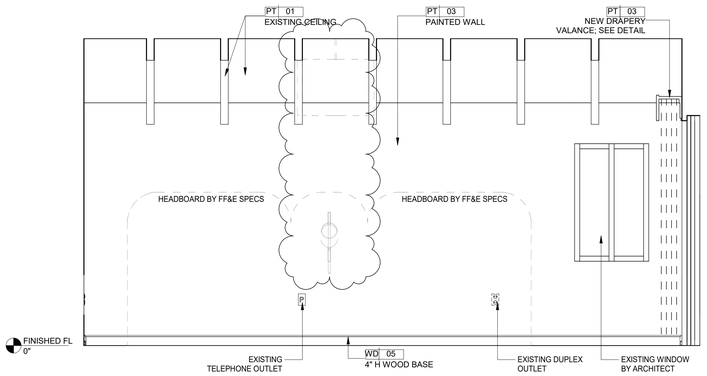

8 **GUESTROOM QQ-3 ELEVATION**
1/2" = 1'-0"

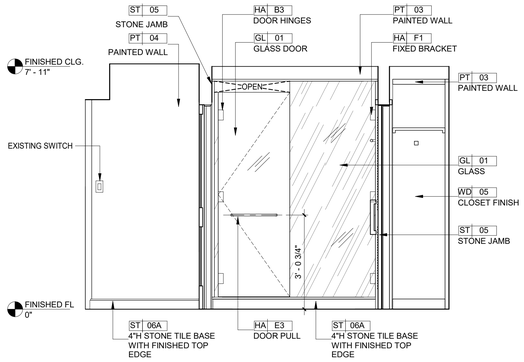

9 **GUESTROOM QQ-3 ELEVATION**
1/2" = 1'-0"

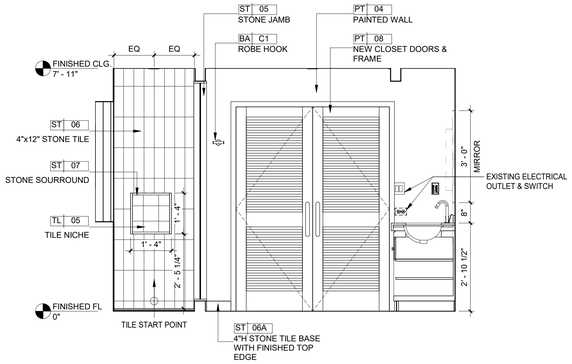

10 **GUESTROOM QQ-3 ELEVATION**
1/2" = 1'-0"

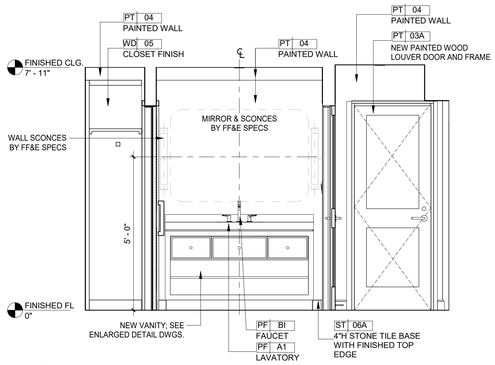

11 **GUESTROOM QQ-3 ELEVATION**
1/2" = 1'-0"

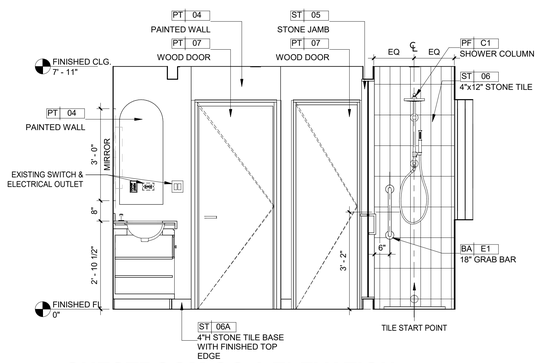

12 **GUESTROOM QQ-3 ELEVATION**
1/2" = 1'-0"

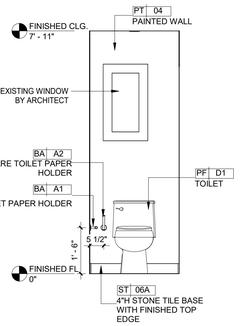

13 **GUESTROOM QQ-3 ELEVATION**
1/2" = 1'-0"

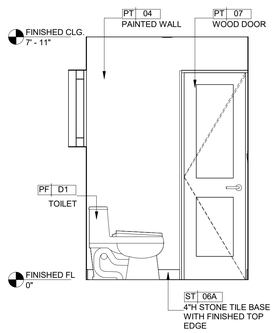

14 **GUESTROOM QQ-3 ELEVATION**
1/2" = 1'-0"

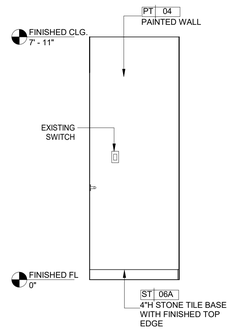

15 **GUESTROOM QQ-3 ELEVATION**
1/2" = 1'-0"

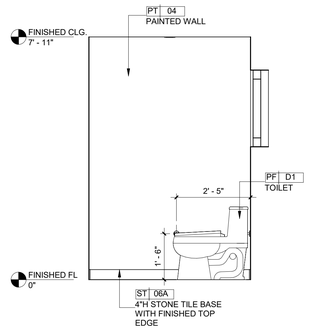

16 **GUESTROOM QQ-3 ELEVATION**
1/2" = 1'-0"

6/17/2022 7:03:37 PM
The original size of this drawing is 30"x42"
Copyright © 2011 WATG. All rights reserved.

100% CD SET - LA MARINA - GUESTROOM & SUITES | REV 12 | JUNE 17, 2022 |

Wimberly INTERIORS
a design studio of WATG
strategy planning architecture landscape interiors
new york | NY | 212 274 2626 watg.com

ROYAL BLUE HOSPITALITY, LLC
PO BOX 9832
SAN JUAN, PR 00908
PUERTO RICO

client | consultant

stamp | approval

key plan

no.	date	issue
12	Date 12	Revision 12
11	2022-06-03	LA MARINA GUEST SUITES UPDATES
2	06-10-2021	GUESTROOMS REVISED PER CLIENT COMMENTS

issues | revisions

EL CONQUISTADOR RESORT
1000 EL CONQUISTADOR AVENUE
FAJARDO, PR 00738-3711
PUERTO RICO

project logo

BUILDING #5 LA MARINA (LM) - QQ GUESTROOM INTERIOR ELEVATIONS
sheet title

project no. 195056 date 03/16/21

checked by: Checker
drawn by: Author

B5
component

I-661
sheet no.

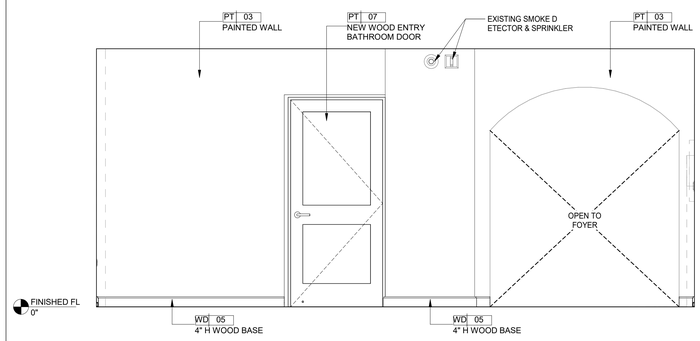

1 **GUESTROOM QQ-4 ADA ELEVATION**
1/2" = 1'-0"

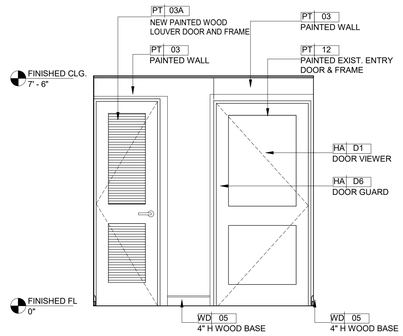

2 **GUESTROOM QQ-4 ADA ELEV.**
1/2" = 1'-0"

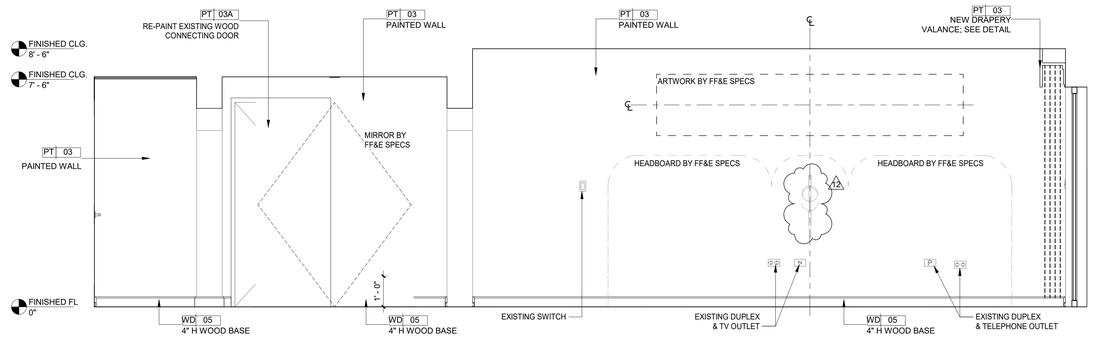

3 **GUESTROOM QQ-4 ADA ELEVATION**
1/2" = 1'-0"

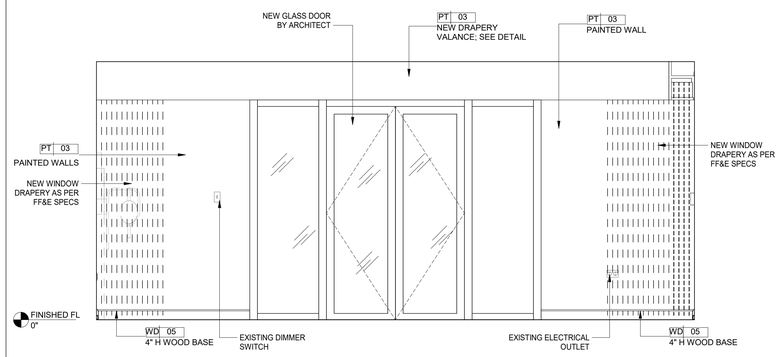

4 **GUESTROOM QQ-4 ADA ELEVATION**
1/2" = 1'-0"

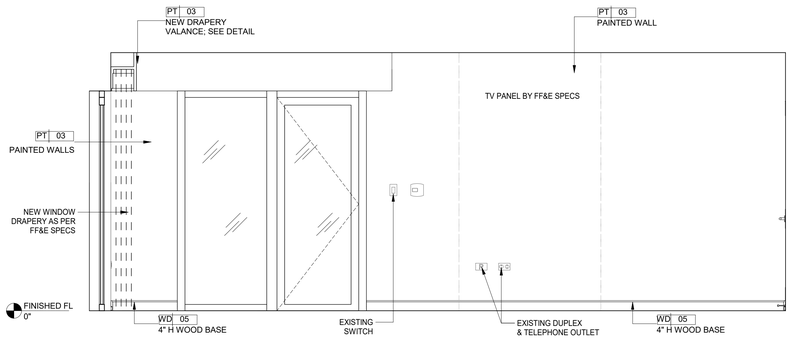

5 **GUESTROOM QQ-4 ADA ELEVATION**
1/2" = 1'-0"

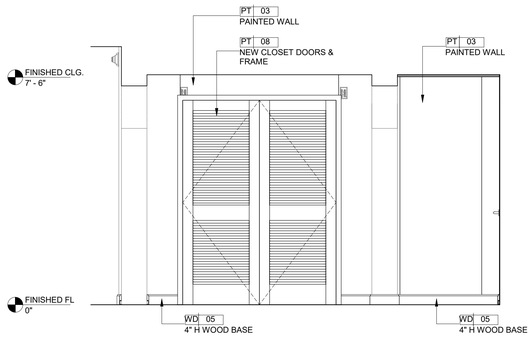

6 **GUESTROOM QQ-4 ADA ELEVATION**
1/2" = 1'-0"

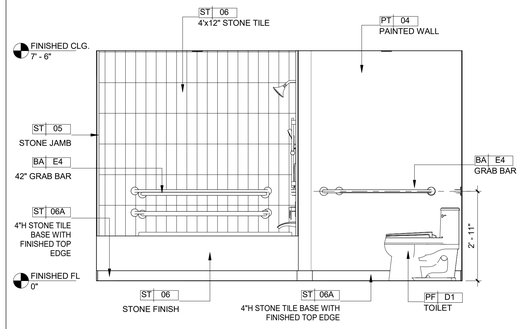

7 **GUESTROOM QQ-4 ADA ELEVATION**
1/2" = 1'-0"

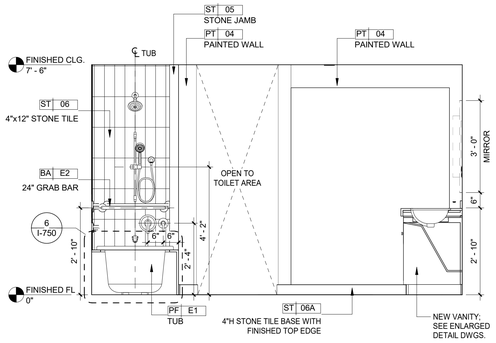

8 **GUESTROOM QQ-4 ADA ELEVATION**
1/2" = 1'-0"

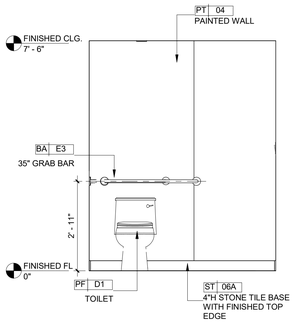

9 **GUESTROOM QQ-4 ADA ELEVATION**
1/2" = 1'-0"

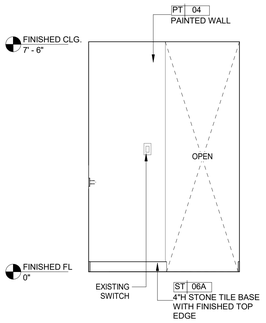

10 **GUESTROOM QQ-4 ADA ELEVATION**
1/2" = 1'-0"

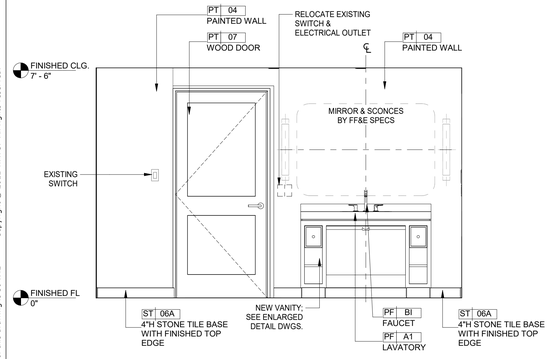

11 **GUESTROOM QQ-4 ADA ELEVATION**
1/2" = 1'-0"

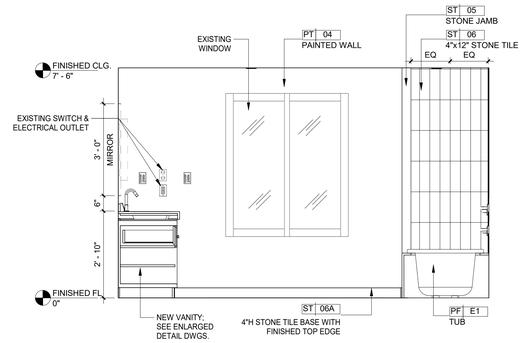

12 **GUESTROOM QQ-4 ADA ELEVATION**
1/2" = 1'-0"

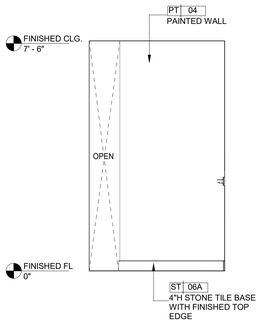

13 **GUESTROOM QQ-4 ADA ELEVATION**
1/2" = 1'-0"

Copyright © 2011 WATG. All rights reserved.

6/17/2022 7:03:49 PM
The original size of this drawing is 30"x42"

Wimberly INTERIORS
a design studio of WATG

strategy planning architecture landscape interiors

new york | NY | 212 274 2626 watg.com

ROYAL BLUE HOSPITALITY, LLC

PO BOX 9832
SAN JUAN, PR 00908
PUERTO RICO

client | consultant

stamp | approval

100% CD SET - LA MARINA - GUESTROOM & SUITES | REV 12 | JUNE 17, 2022 |

key plan

no.	date	issue
12	Date 12	Revision 12
2	06-10-2021	GUESTROOMS REVISED PER CLIENT COMMENTS

issues | revisions

EL CONQUISTADOR RESORT

1000 EL CONQUISTADOR AVENUE
FAJARDO, PR 00738-3711
PUERTO RICO

project logo

BUILDING #5 LA MARINA (LM) - QQ GUESTROOM INTERIOR ELEVATIONS

sheet title

project no. 195056 date 03/16/21

checked by: Checker
drawn by: Author

component

I-662

sheet no.

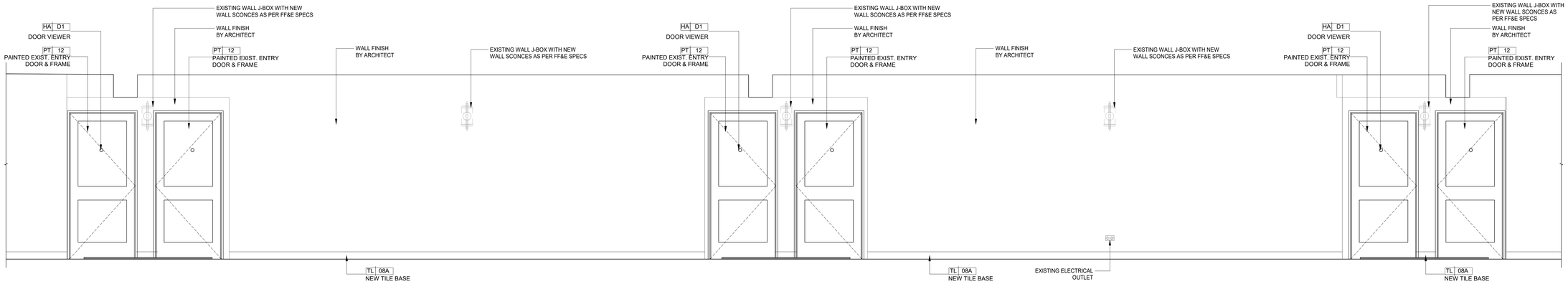

1 GUESTROOM CORRIDOR ELEVATION

1/2" = 1'-0"

6/17/2022 7:03:51 PM
The original size of this drawing is 30"x42"

Copyright © 2011 WATG. All rights reserved.

100% CD SET - LA MARINA - GUESTROOM & SUITES | REV 12 | JUNE 17, 2022 |

Wimberly INTERIORS

a design studio of WATG

strategy planning architecture landscape interiors

new york | NY | 212 274 2626 watg.com

ROYAL BLUE HOSPITALITY, LLC

PO BOX 9832
SAN JUAN, PR 00908
PUERTO RICO

client | consultant

stamp | approval

key plan

no. date issue

issues | revisions

EL CONQUISTADOR RESORT

1000 EL CONQUISTADOR AVENUE
FAJARDO, PR 00738-3711
PUERTO RICO

project logo

BUILDING #5 LA MARINA (LM) - GUESTROOM CORRIDOR ELEVATIONS

sheet title

project no. 195056 date 04/28/21

checked by: MC
drawn by: KR

B5

component

I-663

sheet no.

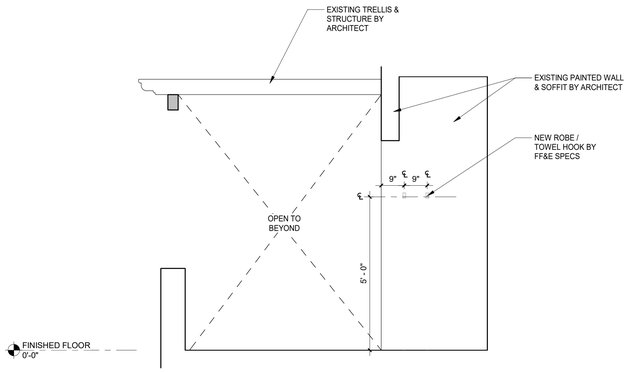

1 JACUZZI AREA ELEVATION
1/2" = 1'-0"

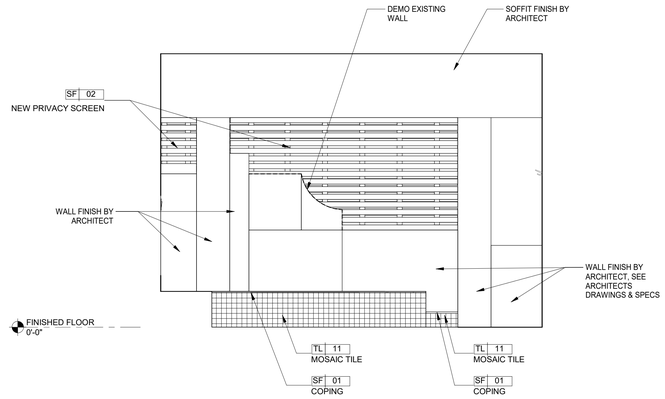

2 JACUZZI AREA ELEVATION
1/2" = 1'-0"

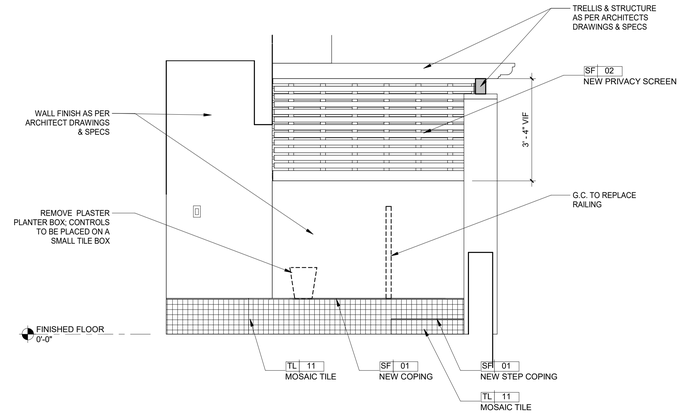

3 JACUZZI AREA ELEVATION
1/2" = 1'-0"

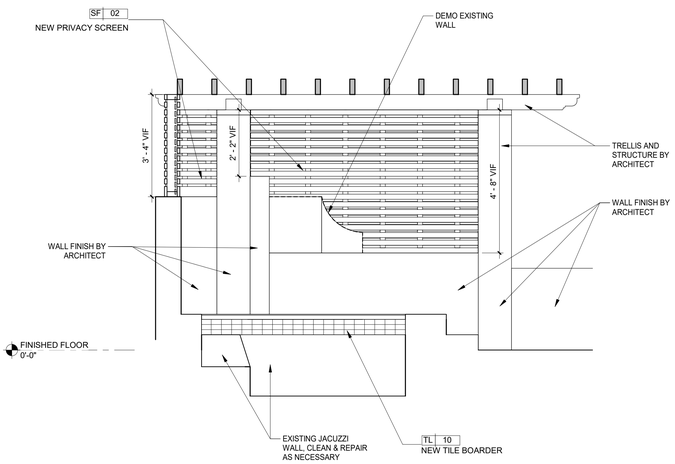

4 JACUZZI AREA ELEVATION
1/2" = 1'-0"

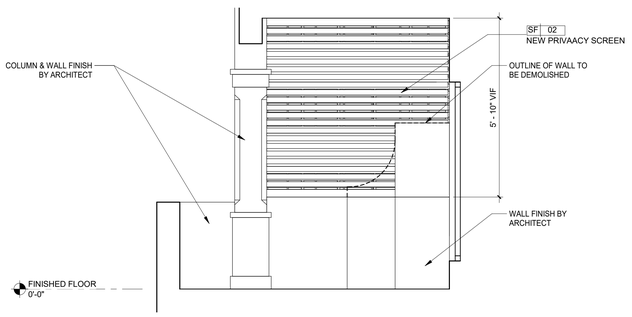

5 TERRACE PRIVACY SCREEN
1/2" = 1'-0"

6/17/2022 7:03:56 PM
The original size of this drawing is 30"x42"
Copyright © 2011 WATG. All rights reserved.

100% CD SET - LA MARINA - GUESTROOM & SUITES | REV 12 | JUNE 17, 2022 |

Wimberly INTERIORS
a design studio of WATG
strategy planning architecture landscape interiors
new york | NY | 212 274 2626 watg.com

ROYAL BLUE HOSPITALITY, LLC
PO BOX 9832
SAN JUAN, PR 00908
PUERTO RICO

client | consultant

stamp | approval

key plan

no.	date	issue
8	2022-01-24	GUESTROOM SUITES JACUZZI AREA REVISION

issues | revisions

EL CONQUISTADOR RESORT
1000 EL CONQUISTADOR AVENUE
FAJARDO, PR 00738-3711
PUERTO RICO

project logo

BUILDING #5 LA MARINA (LM) - GUEST SUITES EXTERIOR ELEVATIONS
sheet title

project no. 195056 date 01/12/22

checked by: Checker
drawn by: Author

B5
component

I-664
sheet no.

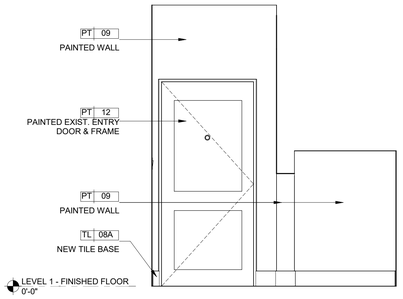

1 KING SUITE CORRIDOR ELEVATOIN
1/2" = 1'-0"

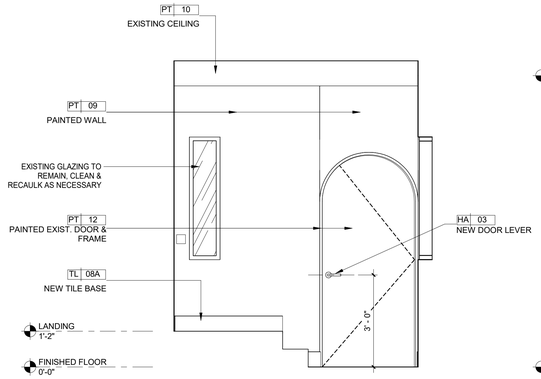

2 KING SUITE CORRIDOR ELEVATOIN
1/2" = 1'-0"

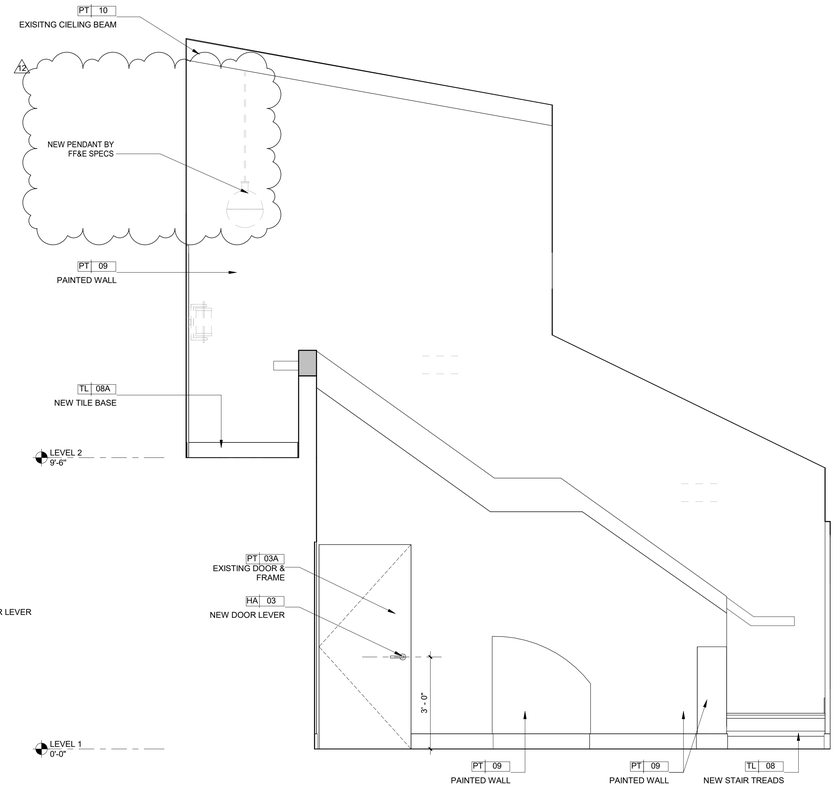

3 KING SUITE CORRIDOR ELEVATOIN
1/2" = 1'-0"

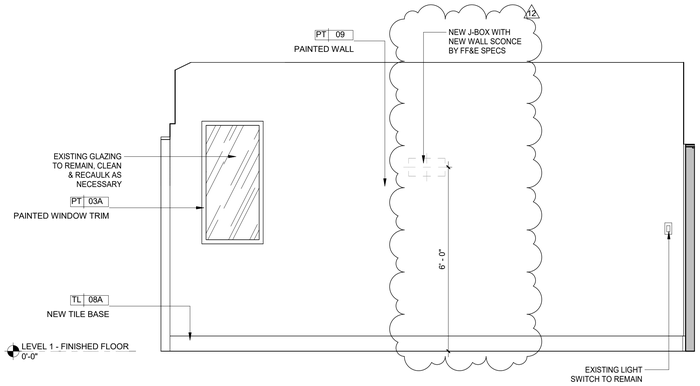

5 KING SUITE CORRIDOR ELEVATOIN
1/2" = 1'-0"

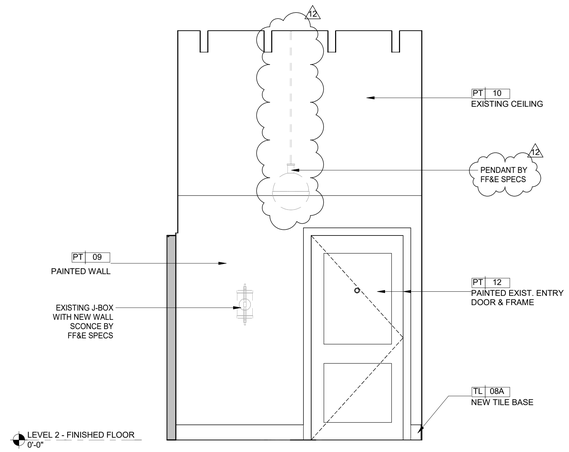

4 KING SUITE CORRIDOR ELEVATOIN
1/2" = 1'-0"

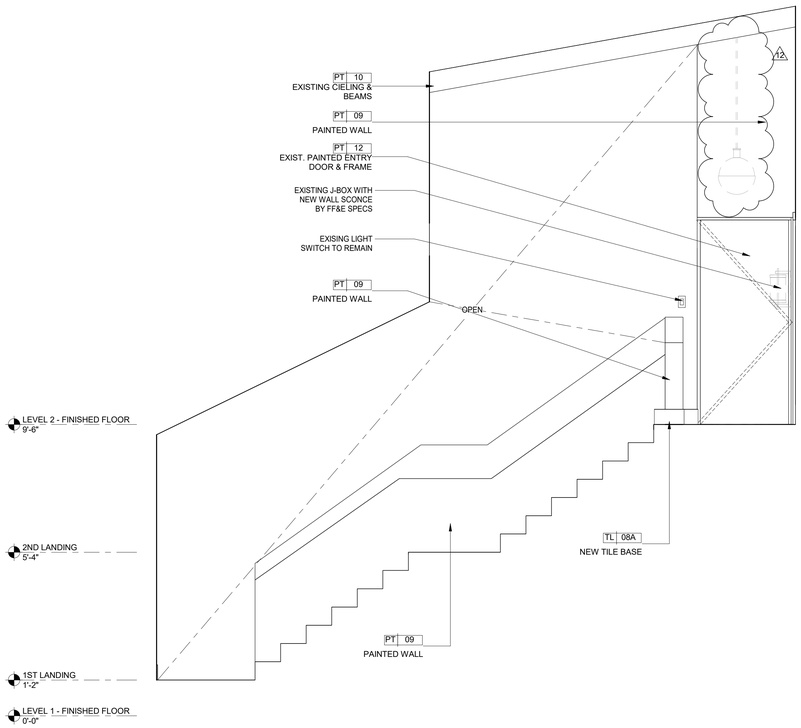

6 KING SUITE CORRIDOR ELEVATOIN
1/2" = 1'-0"

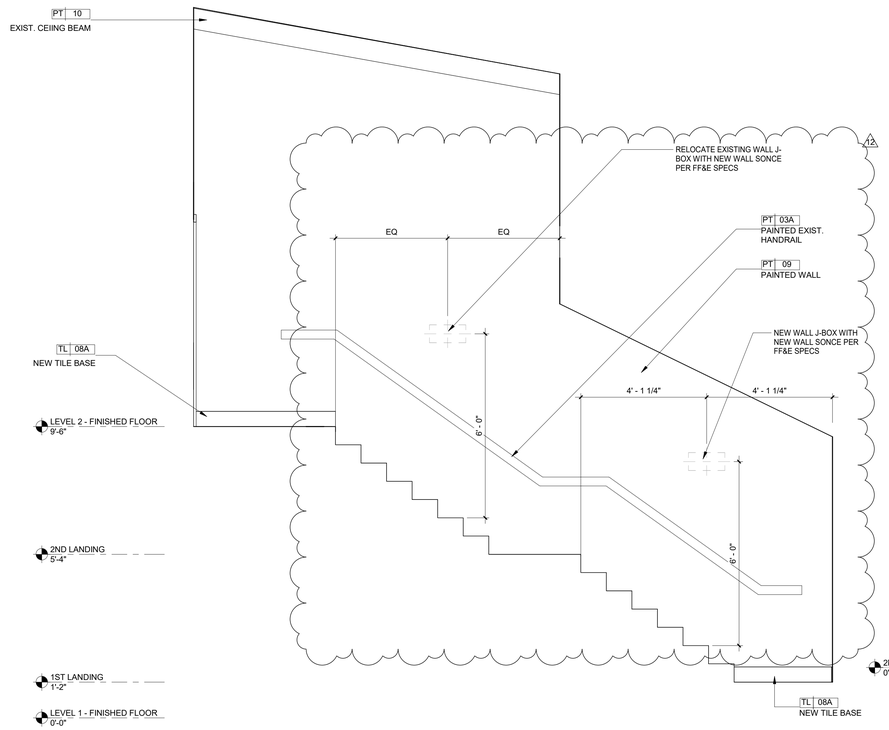

7 KING SUITE CORRIDOR ELEVATOIN
1/2" = 1'-0"

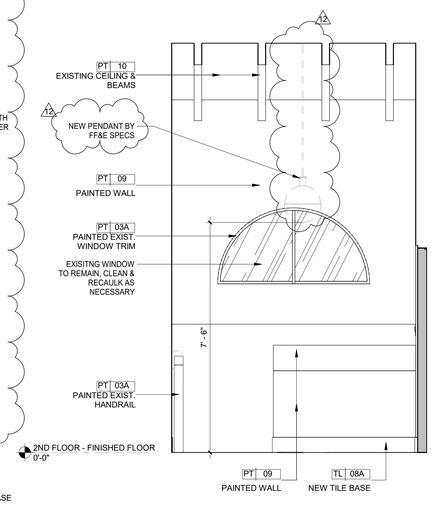

8 KING SUITE CORRIDOR ELEVATOIN
1/2" = 1'-0"

6/17/2022 7:04:03 PM
The original size of this drawing is 30"x42"
Copyright © 2011 WATG. All rights reserved.

100% CD SET - LA MARINA - GUESTROOM & SUITES | REV 12 | JUNE 17, 2022 |

Wimberly INTERIORS
a design studio of WATG
strategy planning architecture landscape interiors
new york | NY | 212 274 2626 watg.com

client | consultant

ROYAL BLUE HOSPITALITY, LLC
PO BOX 9832
SAN JUAN, PR 00908
PUERTO RICO

stamp | approval

key plan

no.	date	issue
12	Date 12	Revision 12
9	2022-02-14	GUESTROOM SUITE CORRIDOR

issues | revisions

EL CONQUISTADOR RESORT
1000 EL CONQUISTADOR AVENUE
FAJARDO, PR 00738-3711
PUERTO RICO

project logo

BUILDING #5 LA MARINA (LM) - GUEST SUITES CORRIDOR ELEVATIONS
sheet title

project no. 195056 date 02/14/22

checked by: Checker
drawn by: Author

B1
component

I-665
sheet no.

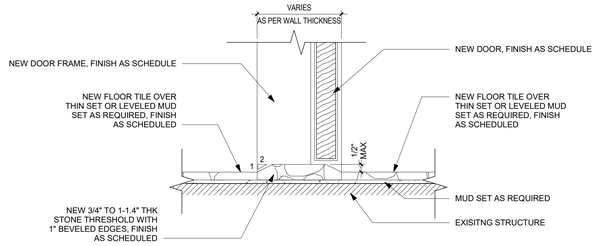

1 STONE THRESHOLD DETAIL - TILE TO TILE
3" = 1'-0"

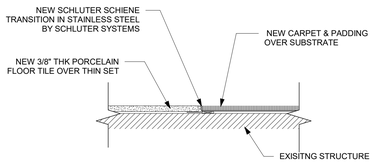

2 TILE TO CARPET DETAIL
3" = 1'-0"

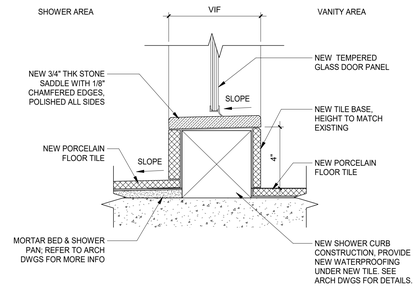

3 SHOWER CURB DETAIL
3" = 1'-0"

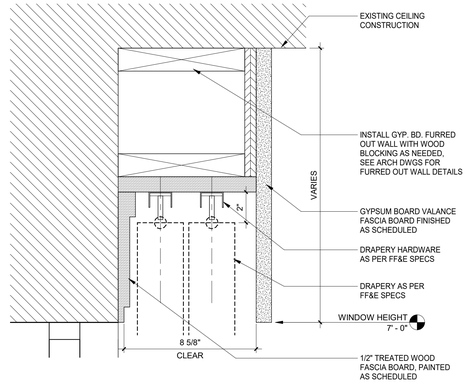

4 VALANCE DETAIL
3" = 1'-0"

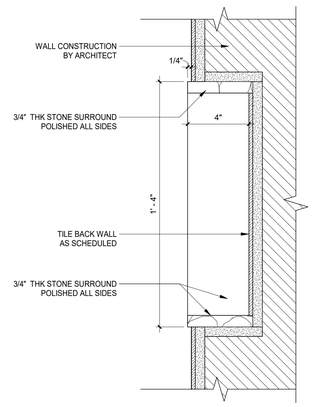

5 SHOWER NICHE DETAIL
3" = 1'-0"

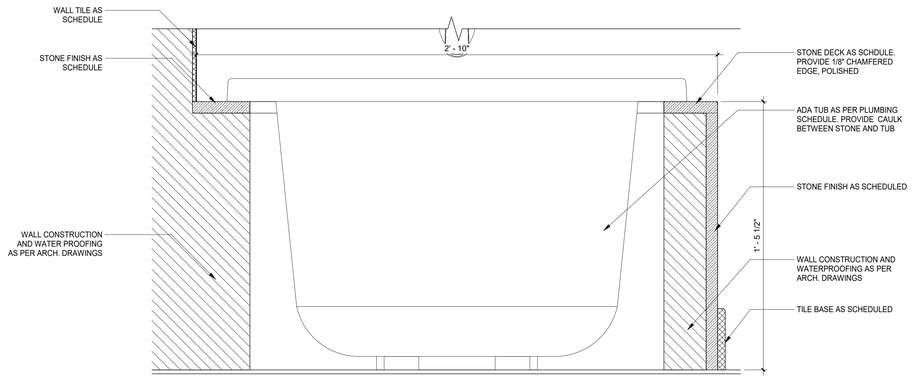

6 ADA TUB SECTION DETAIL
3" = 1'-0"

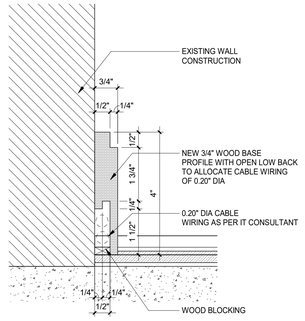

7 WOOD BASE WITH HIDDEN CABLE
6" = 1'-0"

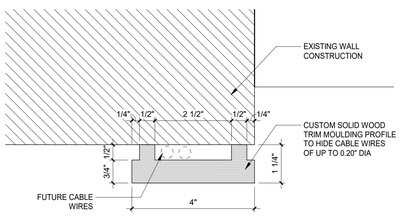

8 WOOD TRIM PROFILE
6" = 1'-0"

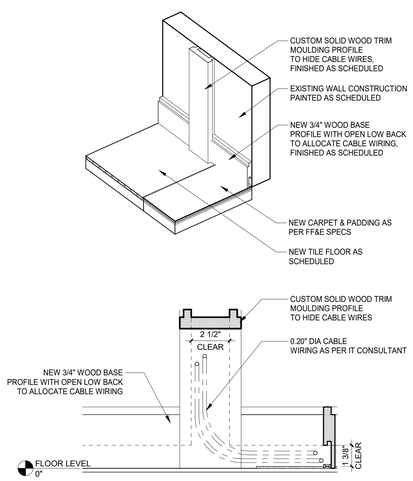

9 TRIM JOINT DETAIL
3" = 1'-0"

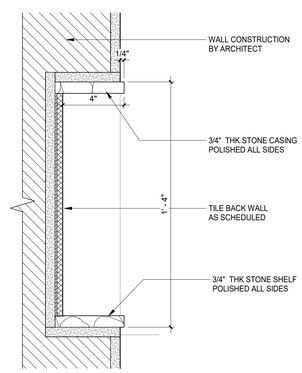

11 SHOWER NICHE DETAIL
3" = 1'-0"

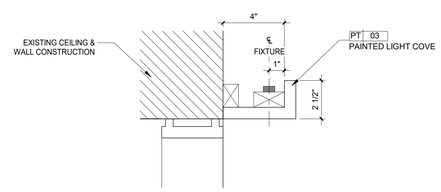

12 GUEST SUITE UPLIGHT DETAIL
3" = 1'-0"

6/17/2022 7:04:11 PM
The original size of this drawing is 30"x42"
Copyright © 2011 WATG. All rights reserved.

Wimberly INTERIORS
a design studio of WATG
strategy planning architecture landscape interiors
new york | NY | 212 274 2626 watg.com

ROYAL BLUE HOSPITALITY, LLC
PO BOX 9832
SAN JUAN, PR 00908
PUERTO RICO

client | consultant

stamp | approval

key plan

100% CD SET - LA MARINA - GUESTROOM & SUITES | REV 12 | JUNE 17, 2022 |

no.	date	issue
11	2022-06-03	LA MARINA GUEST SUITES UPDATES
4	08-03-2021	GUESTROOM SUITES REVISION

issues | revisions

EL CONQUISTADOR RESORT
1000 EL CONQUISTADOR AVENUE
FAJARDO, PR 00738-3711
PUERTO RICO

project logo

BUILDING #5 LA MARINA (LM) - GUESTROOM CONSTRUCTION DETAILS
sheet title

project no. 195056 date 04/16/21

checked by: Checker
drawn by: Author

B5
component

I-750
sheet no.

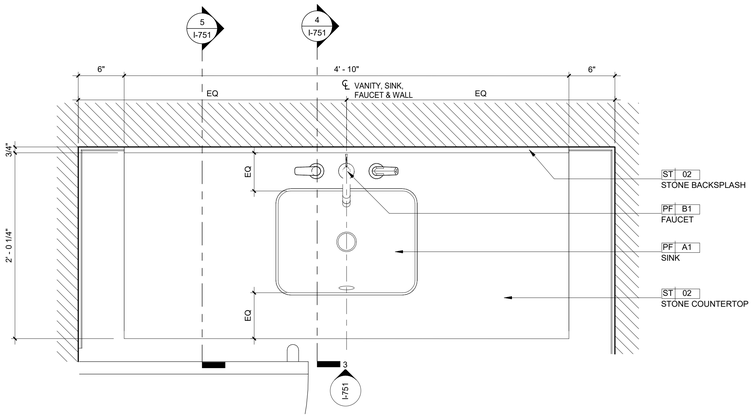

1 GUESTROOM VANITY TYPE 1 - PLAN
1 1/2" = 1'-0"

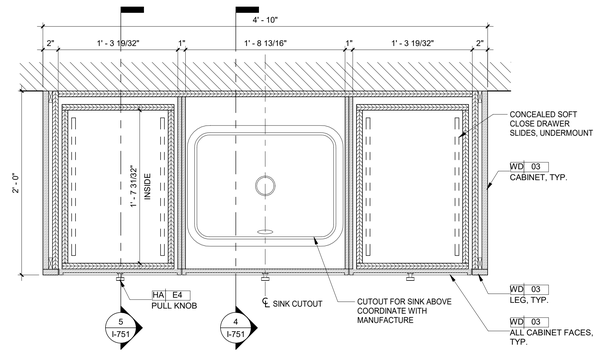

2 GUESTROOM VANITY SECTION PLAN
1 1/2" = 1'-0"

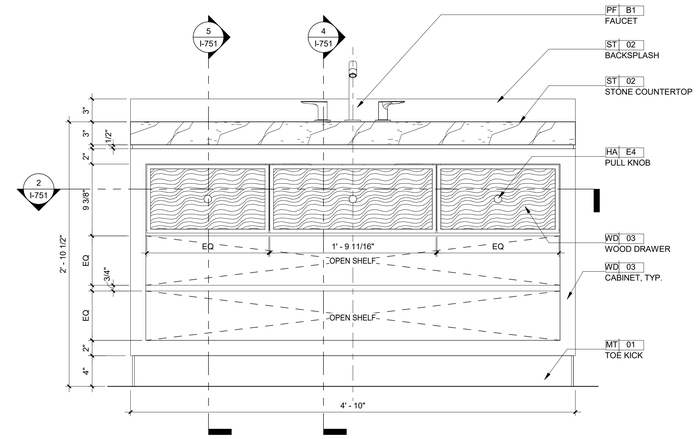

3 GUESTROOM VANITY DETAIL ELEVATION
1 1/2" = 1'-0"

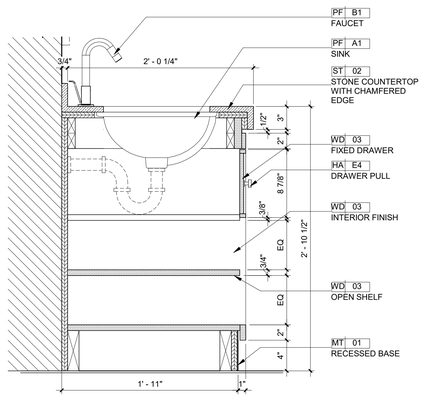

4 GUESTROOM VANITY DETAIL SECTION
1 1/2" = 1'-0"

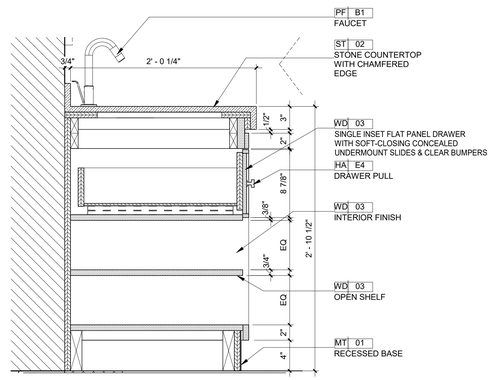

5 GUESTROOM VANITY DETAIL SECTION
1 1/2" = 1'-0"

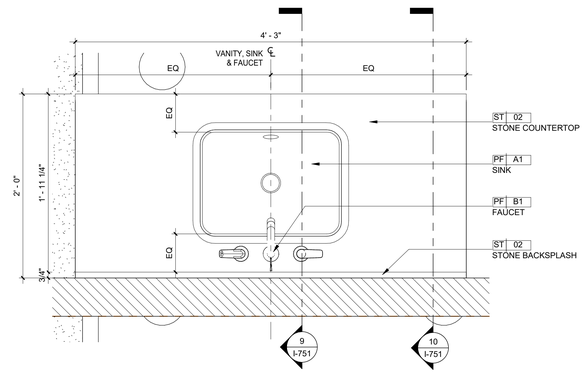

6 GUESTROOM ADA VANITY PLAN
1 1/2" = 1'-0"

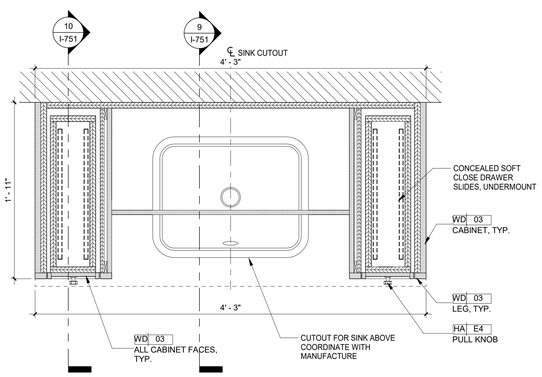

7 GUESTROOM ADA VANITY SECTION PLAN
1 1/2" = 1'-0"

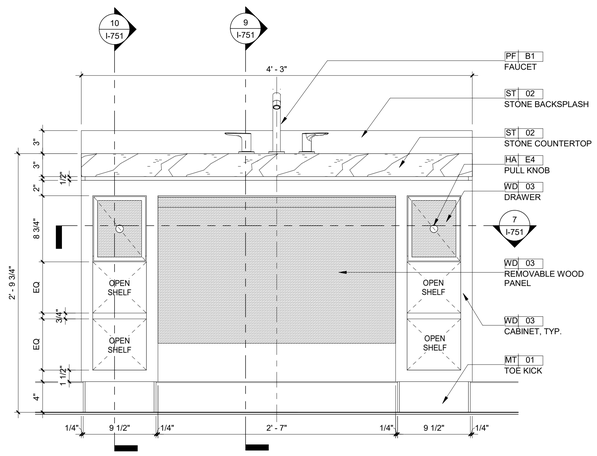

8 GUESTROOM ADA VANITY ELEVATION
1 1/2" = 1'-0"

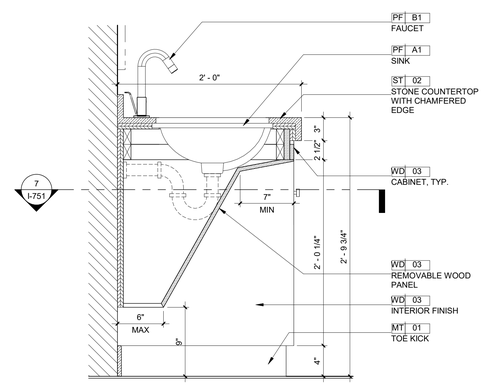

9 GUESTROOM ADA VANITY SECTION
1 1/2" = 1'-0"

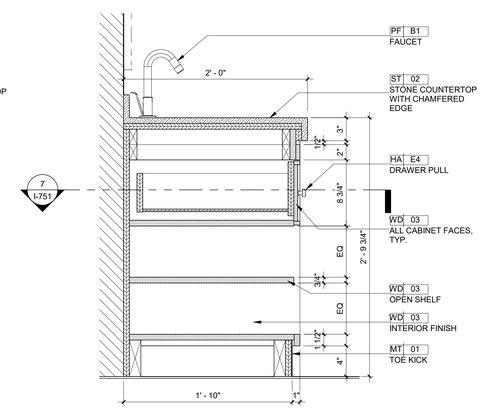

10 GUESTROOM ADA VANITY SECTION
1 1/2" = 1'-0"

NOTE:
MILLWORK NOTES:
- DUE TO VARIOUS EXISTING CONDITIONS, ALL MILLWORK TO BE VIF PRIOR TO FABRICATION. IF LARGE DISCREPANCIES ARE DISCOVERED, NOTIFY INTERIOR DESIGNER AND ARCHITECT SO A SOLUTION CAN BE PROVIDED.
- ALL MILLWORK TO COMPLY WITH AWI CUSTOM STANDARDS.
- PROVIDE SHOP DRAWINGS FOR ALL MILLWORK FOR APPROVAL PRIOR TO FABRICATION
- MILLWORKER TO INSURE ALL COMPONETS CAN FIT IN ELEVATORS, CORRIDOR, AND ROOMS
- MILLWORKER TO ENSURE PIECES ARE FABRICATED SO NO SAGGING, WARPING, ETC. OCCURS.
- MILLWORKER TO REVIEW SPECIFICATION AND INSTALL INSTUCTIONS OF ALL EQUIPMENT CONTAINED IN MILLWORK TO ENSURE THE PROPER SPACE, VENTILALTION, ELECTRICAL REQUIREMENTS, ETC. IS ACOUNTED FOR.
- MINIBAR CABINET VENTILATION TO BE COORDINATED WITH MINIBAR MANUFACTURER AS PER SPECS BY OS&E

6/17/2022 7:04:22 PM
The original size of this drawing is 30"x42" Copyright © 2011 WATG. All rights reserved.

100% CD SET - LA MARINA - GUESTROOM & SUITES | REV 12 | JUNE 17, 2022 |

Wimberly INTERIORS
a design studio of WATG
strategy planning architecture landscape interiors
new york | NY | 212 274 2626 watg.com

client | consultant

ROYAL BLUE HOSPITALITY, LLC
PO BOX 9832
SAN JUAN, PR 00908
PUERTO RICO

stamp | approval

key plan

no. date issue
issues | revisions

EL CONQUISTADOR RESORT
1000 EL CONQUISTADOR AVENUE
FAJARDO, PR 00738-3711
PUERTO RICO

project logo

BUILDING #5 LA MARINA (LM) - GUESTROOM VANITY DETAILS
sheet title

project no. 195056 date 02/26/21

checked by: Checker
drawn by: Author

B5
component

I-751
sheet no.

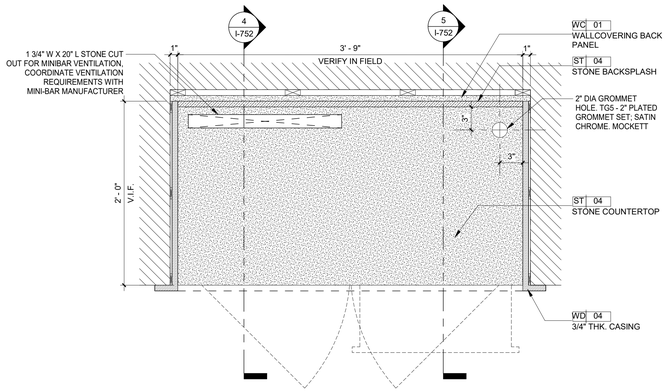

1 GUESTROOM BUILT-IN MINIBAR TYPE 1 - PLAN

1 1/2" = 1'-0"

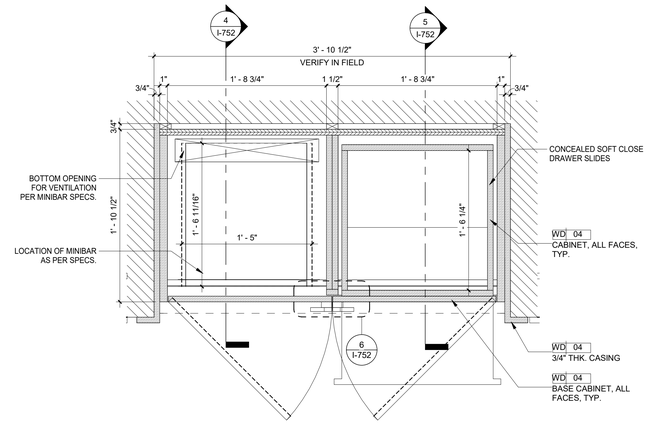

2 GUESTROOM BUILT-IN MINIBAR TYPE 1 SECTION PLAN

1 1/2" = 1'-0"

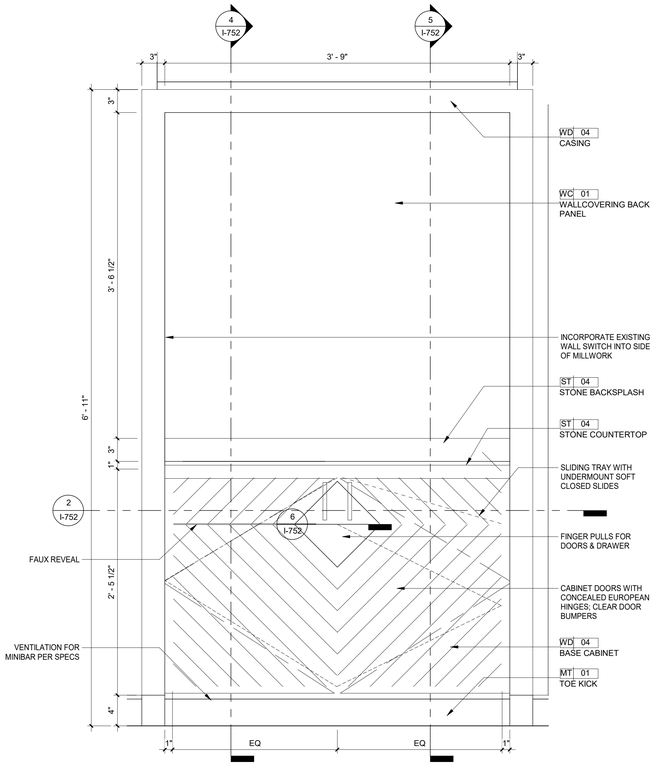

3 GUESTROOM BUILT-IN MINIBAR TYPE 1 ELEVATION

1 1/2" = 1'-0"

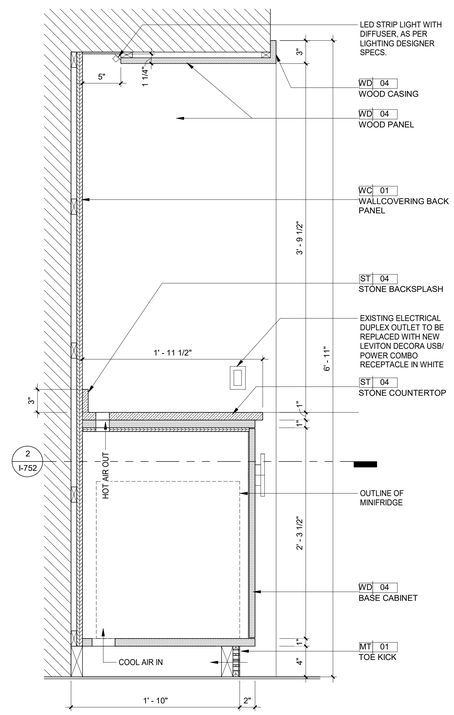

4 GUESTROOM BUILT-IN MINIBAR SECTION

1 1/2" = 1'-0"

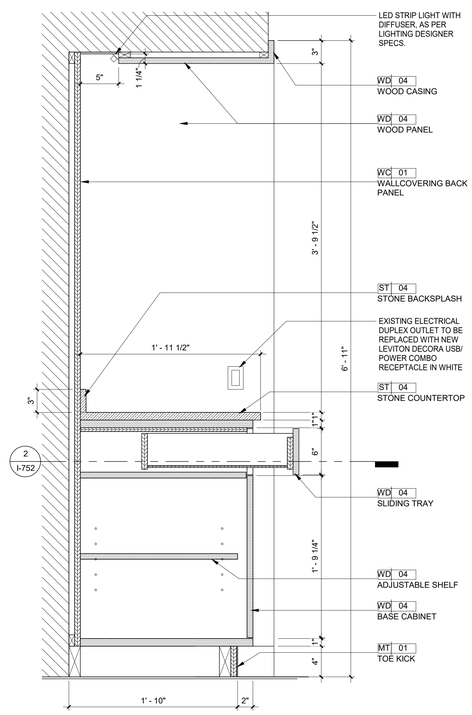

5 GUESTROOM BUILT-IN MINIBAR SECTION

1 1/2" = 1'-0"

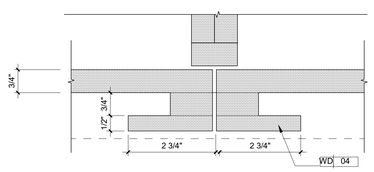

6 BUILT-IN MINIBAR ENLARGED DETAIL

6" = 1'-0"

NOTE:
MILLWORK NOTES:

- DUE TO VARIOUS EXISTING CONDITIONS, ALL MILLWORK TO BE VIF PRIOR TO FABRICATION. IF LARGE DISCREPANCIES ARE DISCOVERED, NOTIFY INTERIOR DESIGNER AND ARCHITECT SO A SOLUTION CAN BE PROVIDED.
- ALL MILLWORK TO COMPLY WITH AWI CUSTOM STANDARDS.
- PROVIDE SHOP DRAWINGS FOR ALL MILLWORK FOR APPROVAL PRIOR TO FABRICATION
- MILLWORKER TO INSURE ALL COMPONETS CAN FIT IN ELEVATORS, CORRIDOR, AND ROOMS
- MILLWORKER TO ENSURE PIECES ARE FABRICATED SO NO SAGGING, WARPING, ETC. OCCURS.
- MILLWORKER TO REVIEW SPECIFICATION AND INSTALL INSTUCTIONS OF ALL EQUIPMENT CONTAINED IN MILLWORK TO ENSURE THE PROPER SPACE, VENTILALTION, ELECTRICAL REQUIREMENTS, ETC. IS ACOUNTED FOR.
- MINIBAR CABINET VENTILATION TO BE COORDINATED WITH MINIBAR MANUFACTURER AS PER SPECS BY OS&E

6/17/2022 7:04:28 PM
The original size of this drawing is 30"x42" Copyright © 2011 WATG. All rights reserved.

Wimberly INTERIORS
a design studio of WATG
strategy planning architecture landscape interiors
new york | NY | 212 274 2626 watg.com

ROYAL BLUE HOSPITALITY, LLC
PO BOX 9832
SAN JUAN, PR 00908
PUERTO RICO

client | consultant

stamp | approval

100% CD SET - LA MARINA - GUESTROOM & SUITES | REV 12 | JUNE 17, 2022 |

key plan

no.	date	issue
3		BALLYHOO UPDATES

issues | revisions

EL CONQUISTADOR RESORT
1000 EL CONQUISTADOR AVENUE
FAJARDO, PR 00738-3711
PUERTO RICO

project logo

BUILDING #5 LA MARINA (LM) - GUESTROOM BUILT-IN MINIBAR DETAILS

sheet title

project no. 195056 date 02/26/21

checked by: Checker
drawn by: Author

B5
component

I-752
sheet no.

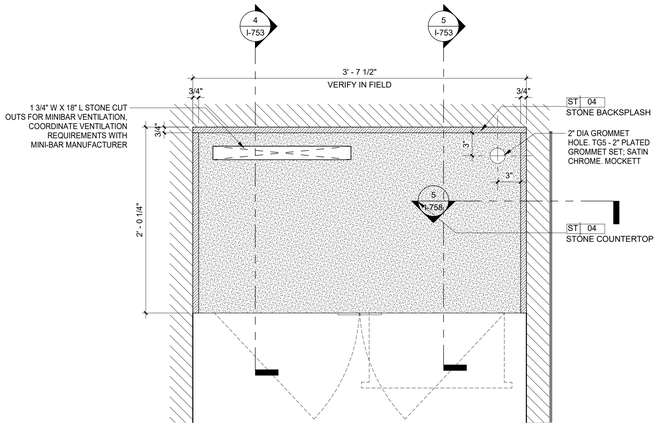

1 GUESTROOM BUILT-IN MINIBAR TYPE 2 - PLAN

1 1/2" = 1'-0"

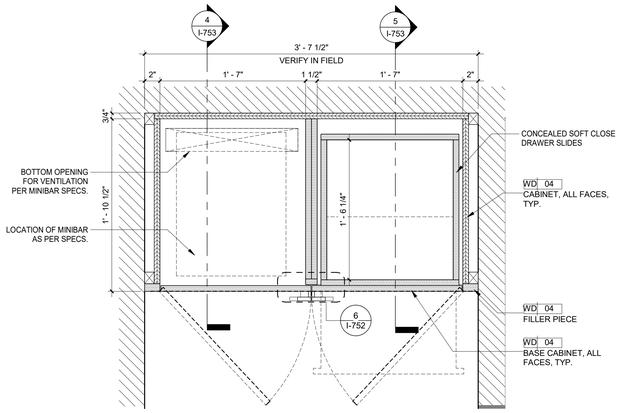

2 GUESTROOM BUILT-IN MINIBAR TYPE 2 SECTION PLAN

1 1/2" = 1'-0"

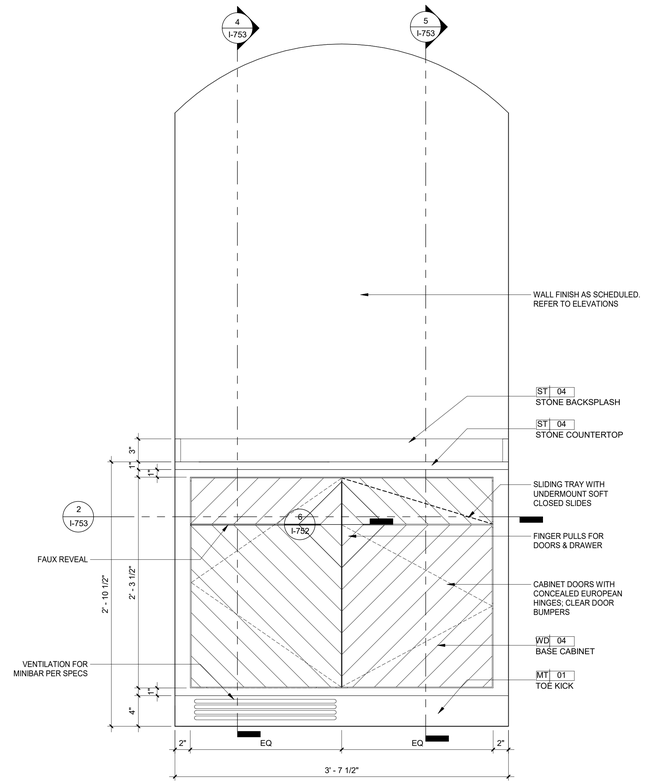

3 GUESTROOM BUILT-IN MINIBAR TYPE 2 ELEVATION

1 1/2" = 1'-0"

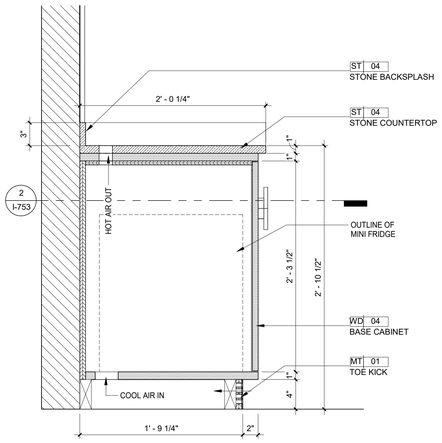

4 GUESTROOM BUILT-IN MINIBAR SECTION

1 1/2" = 1'-0"

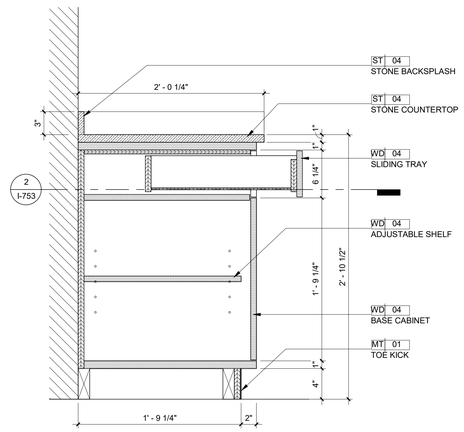

5 GUESTROOM BUILT-IN MINIBAR SECTION

1 1/2" = 1'-0"

NOTE:
MILLWORK NOTES:

- DUE TO VARIOUS EXISTING CONDITIONS, ALL MILLWORK TO BE VIF PRIOR TO FABRICATION. IF LARGE DISCREPANCIES ARE DISCOVERED, NOTIFY INTERIOR DESIGNER AND ARCHITECT SO A SOLUTION CAN BE PROVIDED.
- ALL MILLWORK TO COMPLY WITH AWI CUSTOM STANDARDS.
- PROVIDE SHOP DRAWINGS FOR ALL MILLWORK FOR APPROVAL PRIOR TO FABRICATION
- MILLWORKER TO INSURE ALL COMPONETS CAN FIT IN ELEVATORS, CORRIDOR, AND ROOMS
- MILLWORKER TO ENSURE PIECES ARE FABRICATED SO NO SAGGING, WARPING, ETC. OCCURS.
- MILLWORKER TO REVIEW SPECIFICATION AND INSTALL INSTUCTIONS OF ALL EQUIPMENT CONTAINED IN MILLWORK TO ENSURE THE PROPER SPACE, VENTILATION, ELECTRICAL REQUIREMENTS, ETC. IS ACOUNTED FOR.
- MINIBAR CABINET VENTILATION TO BE COORDINATED WITH MINIBAR MANUFACTURER AS PER SPECS BY OS&E

Wimberly INTERIORS
a design studio of WATG
strategy planning architecture landscape interiors
new york | NY | 212 274 2626 watg.com

ROYAL BLUE HOSPITALITY, LLC
PO BOX 9832
SAN JUAN, PR 00908
PUERTO RICO

client | consultant

stamp | approval

100% CD SET - LA MARINA - GUESTROOM & SUITES | REV 12 | JUNE 17, 2022 |

key plan

no.	date	issue

issues | revisions

EL CONQUISTADOR RESORT
1000 EL CONQUISTADOR AVENUE
FAJARDO, PR 00738-3711
PUERTO RICO

project logo

BUILDING #5 LA MARINA (LM) - GUESTROOM BUILT-IN MINIBAR DETAILS

sheet title

project no. 195056 date 05/06/21

checked by: MC
drawn by: KR

B5
component

I-753
sheet no.

6/17/2022 7:04:34 PM
The original size of this drawing is 30"x42" Copyright © 2011 WATG. All rights reserved.

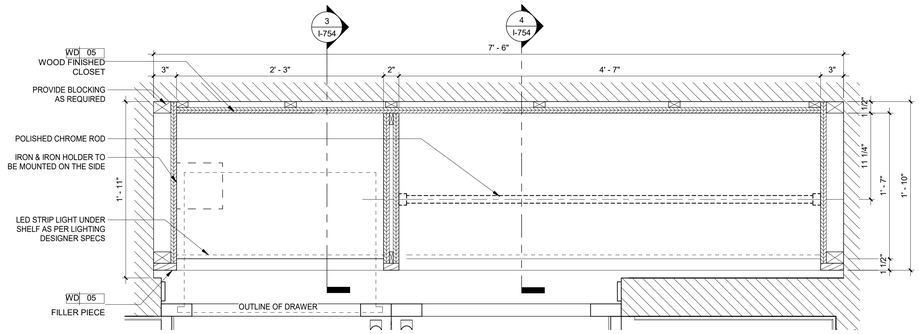

1 GUESTROOM CLOSET TYPE 1 PLAN

1 1/2" = 1'-0"

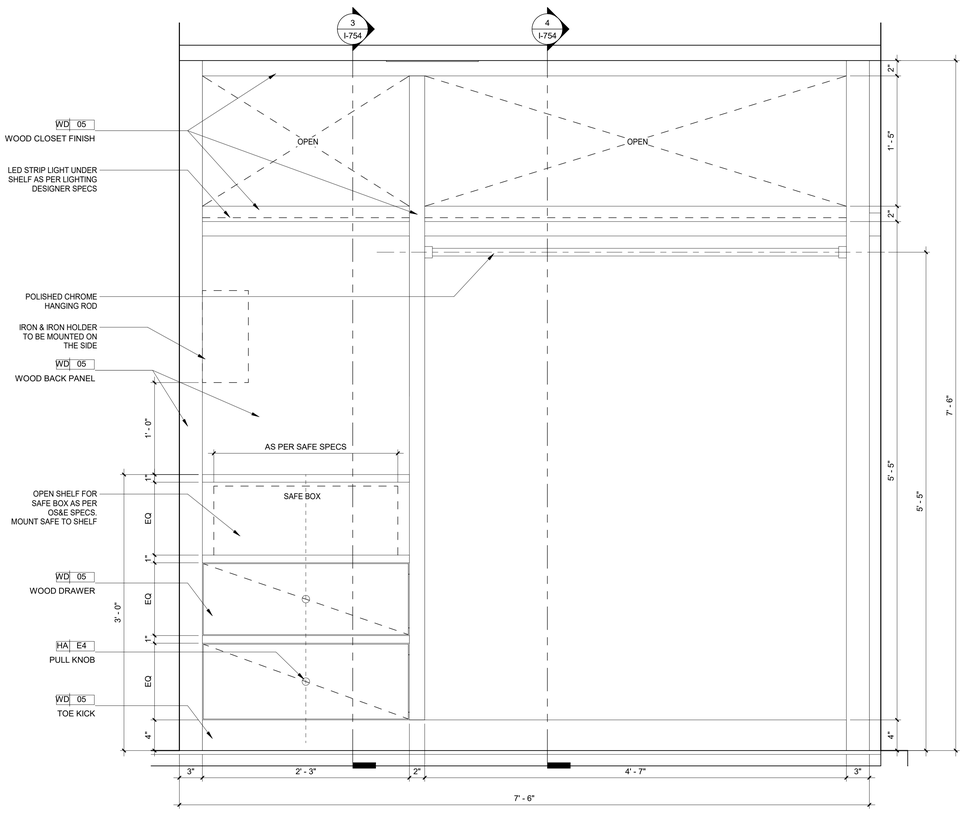

2 GUESTROOM CLOSET TYPE 1 ELEVATION

1 1/2" = 1'-0"

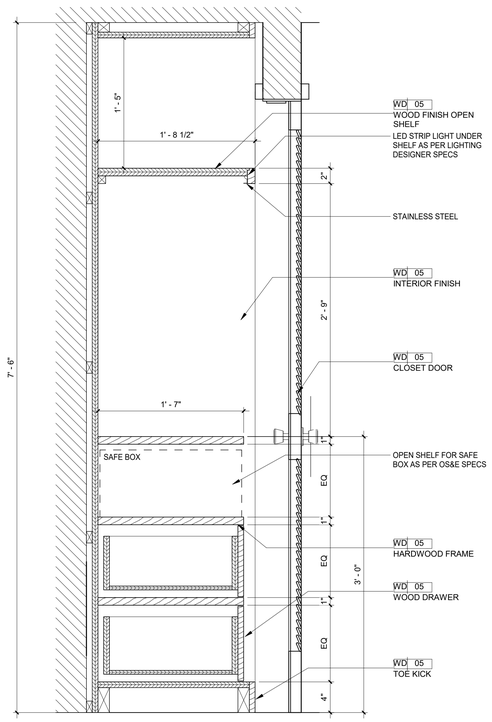

3 GUESTROOM CLOSET DETAIL SECTION

1 1/2" = 1'-0"

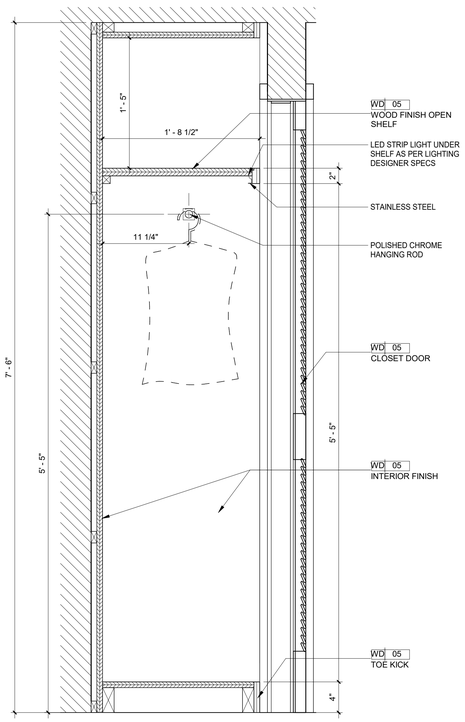

4 GUESTROOM CLOSET DETAIL SECTION

1 1/2" = 1'-0"

NOTE:
MILLWORK NOTES:

- DUE TO VARIOUS EXISTING CONDITIONS, ALL MILLWORK TO BE VIF PRIOR TO FABRICATION. IF LARGE DISCREPANCIES ARE DISCOVERED, NOTIFY INTERIOR DESIGNER AND ARCHITECT SO A SOLUTION CAN BE PROVIDED.
- ALL MILLWORK TO COMPLY WITH AWI CUSTOM STANDARDS.
- PROVIDE SHOP DRAWINGS FOR ALL MILLWORK FOR APPROVAL PRIOR TO FABRICATION
- MILLWORKER TO INSURE ALL COMPONETS CAN FIT IN ELEVATORS, CORRIDOR, AND ROOMS
- MILLWORKER TO ENSURE PIECES ARE FABRICATED SO NO SAGGING, WARPING, ETC. OCCURS.
- MILLWORKER TO REVIEW SPECIFICATION AND INSTALL INSTUCTIONS OF ALL EQUIPMENT CONTAINED IN MILLWORK TO ENSURE THE PROPER SPACE, VENTILALTION, ELECTRICAL REQUIREMENTS, ETC. IS ACOUNTED FOR.
- MINIBAR CABINET VENTILATION TO BE COORDINATED WITH MINIBAR MANUFACTURER AS PER SPECS BY OS&E

Wimberly INTERIORS
a design studio of WATG
strategy planning architecture landscape interiors
new york | NY | 212 274 2626 watg.com

ROYAL BLUE HOSPITALITY, LLC

PO BOX 9832
SAN JUAN, PR 00908
PUERTO RICO

client | consultant

stamp | approval

key plan

no.	date	issue
10	2022-05-19	LA MARINA PUBLIC AREA MILLWORK UPDATES

issues | revisions

EL CONQUISTADOR RESORT

1000 EL CONQUISTADOR AVENUE
FAJARDO, PR 00738-3711
PUERTO RICO

project logo

BUILDING #5 LA MARINA (LM) - GUESTROOM CLOSET DETAILS

sheet title

project no. 195056 date 04/06/21

checked by: Checker
drawn by: Author

B5
component

I-754
sheet no.

100% CD SET - LA MARINA - GUESTROOM & SUITES | REV 12 | JUNE 17, 2022 |

6/17/2022 7:04:39 PM
The original size of this drawing is 30"x42"
Copyright © 2011 WATG. All rights reserved.

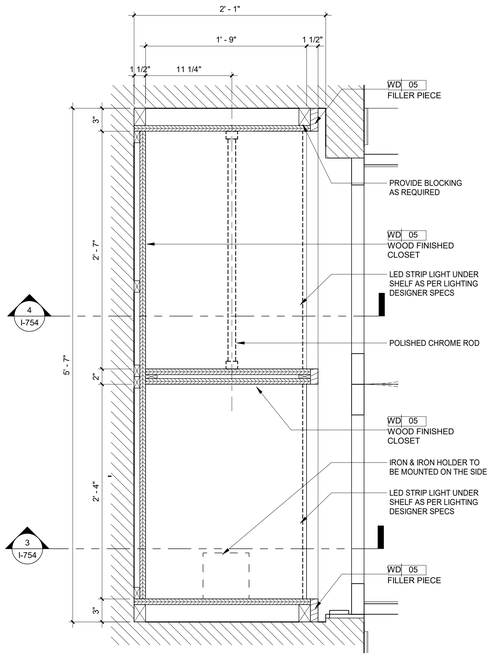

1 GUESTROOM CLOSET TYPE 2 PLAN

1 1/2" = 1'-0"

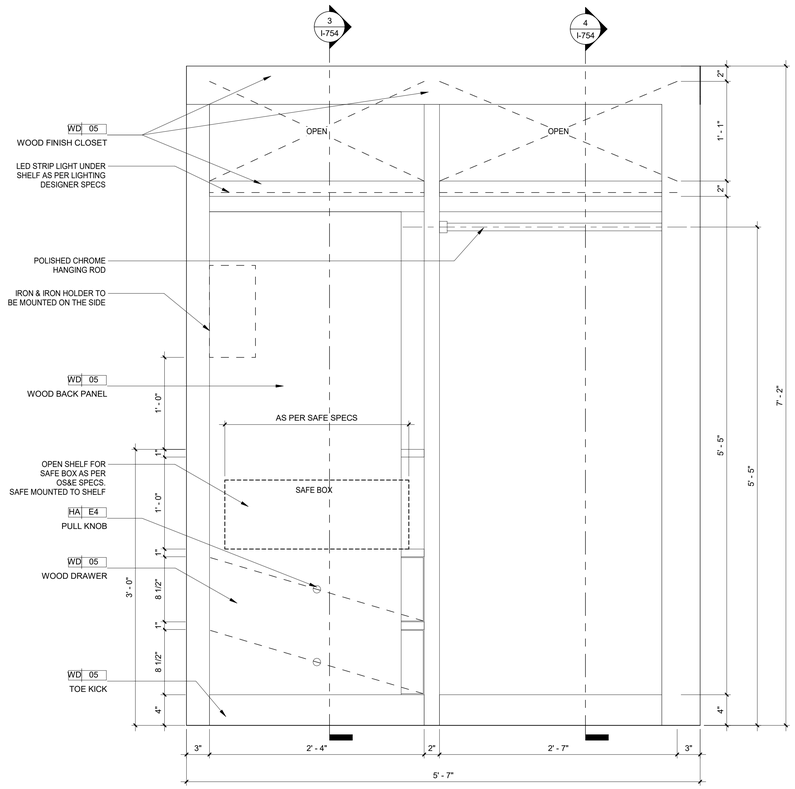

2 GUESTROOM CLOSET TYPE 2 ELEVATION

1 1/2" = 1'-0"

NOTE:
MILLWORK NOTES:

- DUE TO VARIOUS EXISTING CONDITIONS, ALL MILLWORK TO BE VIF PRIOR TO FABRICATION. IF LARGE DISCREPANCIES ARE DISCOVERED, NOTIFY INTERIOR DESIGNER AND ARCHITECT SO A SOLUTION CAN BE PROVIDED.
- ALL MILLWORK TO COMPLY WITH AWI CUSTOM STANDARDS.
- PROVIDE SHOP DRAWINGS FOR ALL MILLWORK FOR APPROVAL PRIOR TO FABRICATION
- MILLWORKER TO INSURE ALL COMPONETS CAN FIT IN ELEVATORS, CORRIDOR, AND ROOMS
- MILLWORKER TO ENSURE PIECES ARE FABRICATED SO NO SAGGING, WARPING, ETC. OCCURS.
- MILLWORKER TO REVIEW SPECIFICATION AND INSTALL INSTUCTIONS OF ALL EQUIPMENT CONTAINED IN MILLWORK TO ENSURE THE PROPER SPACE, VENTILALTION, ELECTRICAL REQUIREMENTS, ETC. IS ACOUNTED FOR.
- MINIBAR CABINET VENTILATION TO BE COORDINATED WITH MINIBAR MANUFACTURER AS PER SPECS BY OS&E

6/17/2022 7:04:41 PM
The original size of this drawing is 30"x42" Copyright © 2011 WATG. All rights reserved.

100% CD SET - LA MARINA - GUESTROOM & SUITES | REV 12 | JUNE 17, 2022 |

Wimberly INTERIORS
a design studio of WATG
strategy planning architecture landscape interiors
new york | NY | 212 274 2626 watg.com

ROYAL BLUE HOSPITALITY, LLC
PO BOX 9832
SAN JUAN, PR 00908
PUERTO RICO

client | consultant

stamp | approval

key plan

no. date issue
issues | revisions

EL CONQUISTADOR RESORT
1000 EL CONQUISTADOR AVENUE
FAJARDO, PR 00738-3711
PUERTO RICO

project logo

BUILDING #5 LA MARINA (LM) - GUESTROOM CLOSET DETAILS
sheet title

project no. 195056 date 05/04/21
checked by: MC
drawn by: KR
B5
component
I-755
sheet no.

NOTE:
MILLWORK NOTES:

- DUE TO VARIOUS EXISTING CONDITIONS, ALL MILLWORK TO BE VIF PRIOR TO FABRICATION. IF LARGE DISCREPANCIES ARE DISCOVERED, NOTIFY INTERIOR DESIGNER AND ARCHITECT SO A SOLUTION CAN BE PROVIDED.
- ALL MILLWORK TO COMPLY WITH AWI CUSTOM STANDARDS.
- PROVIDE SHOP DRAWINGS FOR ALL MILLWORK FOR APPROVAL PRIOR TO FABRICATION
- MILLWORKER TO INSURE ALL COMPONETS CAN FIT IN ELEVATORS, CORRIDOR, AND ROOMS
- MILLWORKER TO ENSURE PIECES ARE FABRICATED SO NO SAGGING, WARPING, ETC. OCCURS.
- MILLWORKER TO REVIEW SPECIFICATION AND INSTALL INSTUCTIONS OF ALL EQUIPMENT CONTAINED IN MILLWORK TO ENSURE THE PROPER SPACE, VENTILALTION, ELECTRICAL REQUIREMENTS, ETC. IS ACOUNTED FOR.
- MINIBAR CABINET VENTILATION TO BE COORDINATED WITH MINIBAR MANUFACTURER AS PER SPECS BY OS&E

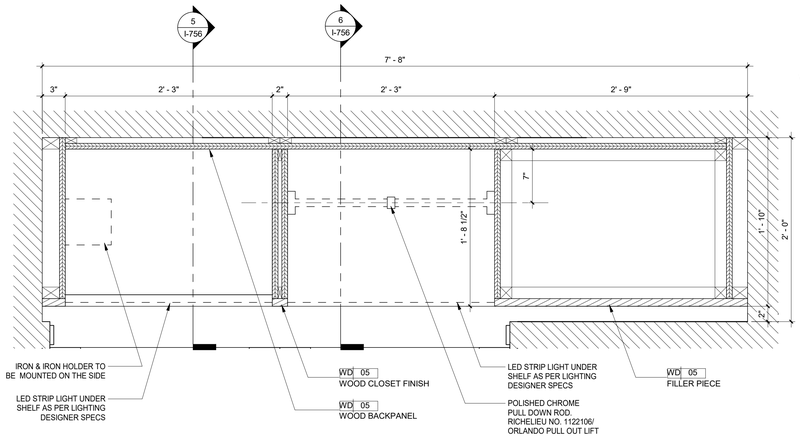

1 GUESTROOM ADA CLOSET TYPE 3 PLAN

1 1/2" = 1'-0"

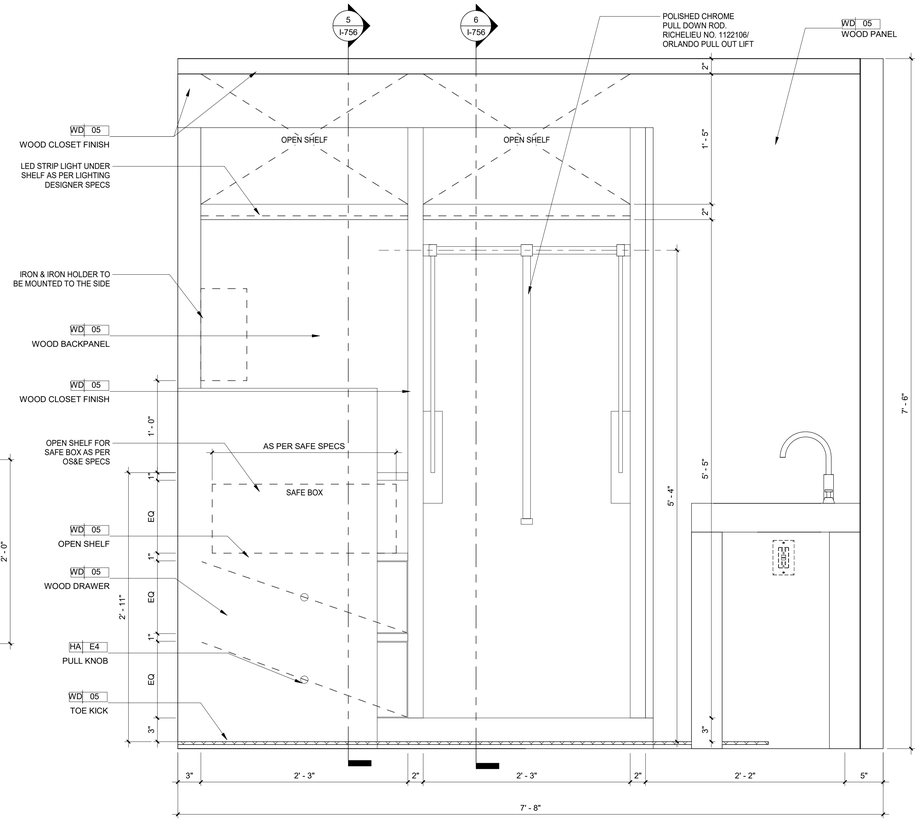

2 GUESTROOM ADA CLOSET TYPE 3 ELEVATION

1 1/2" = 1'-0"

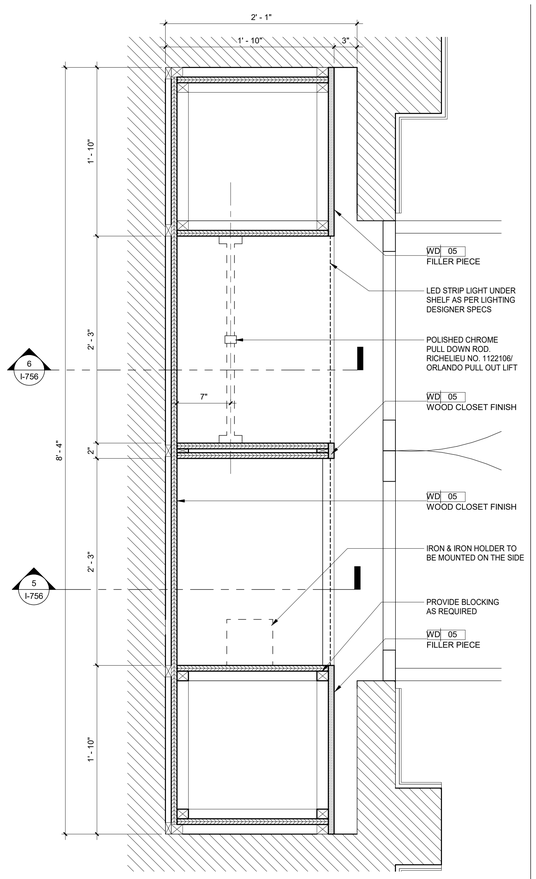

3 GUESTROOM ADA CLOSET TYPE 4 PLAN

1 1/2" = 1'-0"

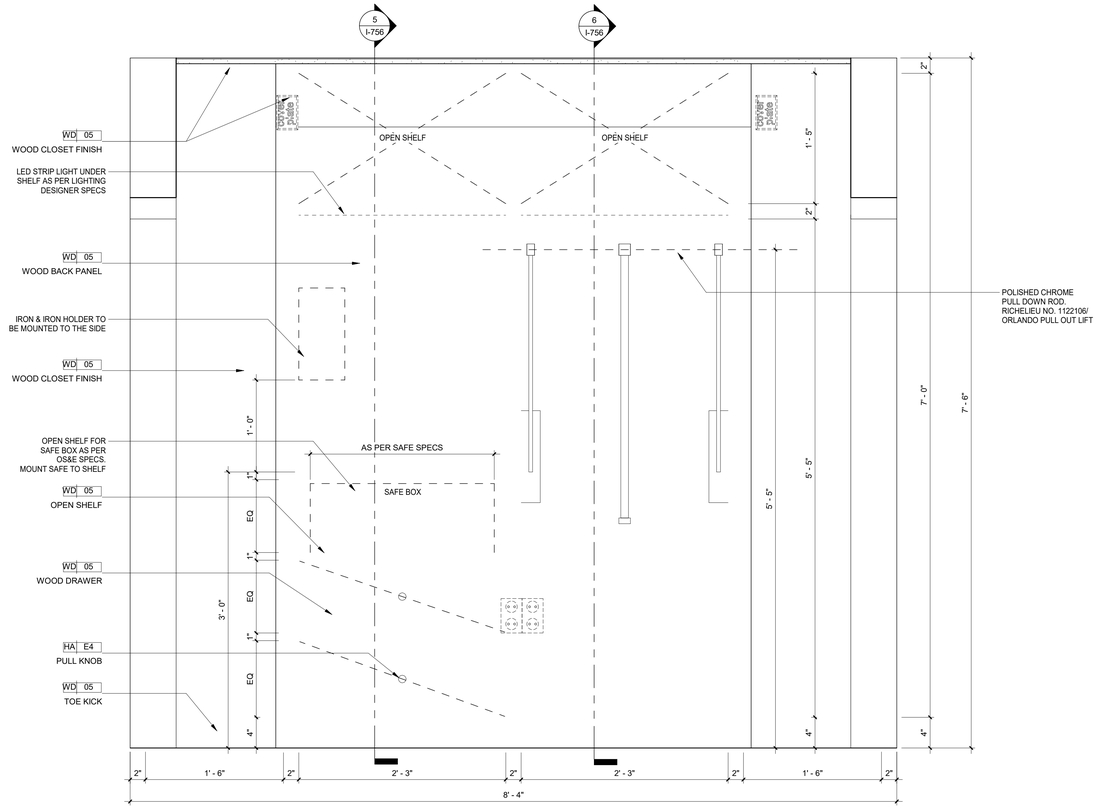

4 GUESTROOM ADA CLOSET TYPE 4 ELEVATION

1 1/2" = 1'-0"

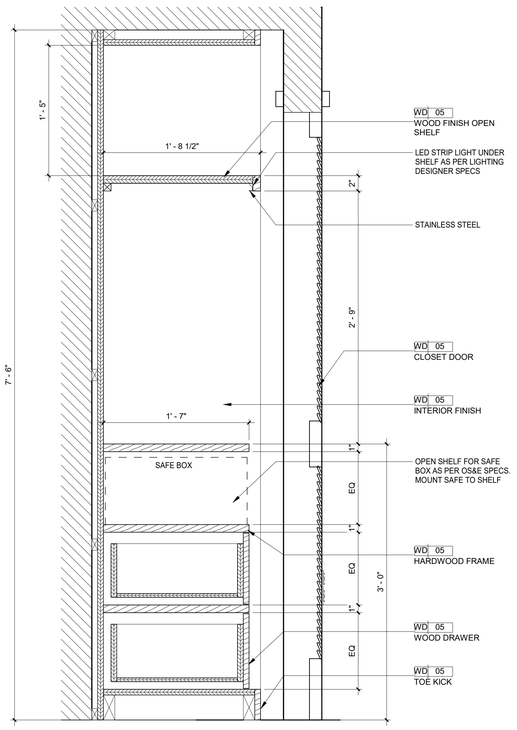

5 GUESTROOM ADA CLOSET SECTION

1 1/2" = 1'-0"

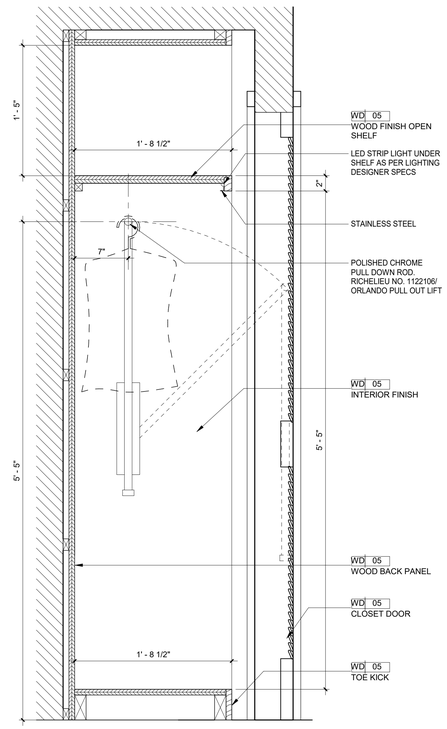

6 GUESTROOM ADA CLOSET SECTION

1 1/2" = 1'-0"

6/17/2022 7:04:48 PM
The original size of this drawing is 30"x42"
Copyright © 2011 WATG. All rights reserved.

Wimberly INTERIORS
a design studio of WATG
strategy planning architecture landscape interiors
new york | NY | 212 274 2626 watg.com

ROYAL BLUE HOSPITALITY, LLC
PO BOX 9832
SAN JUAN, PR 00908
PUERTO RICO

client | consultant

stamp | approval

key plan

no. date issue
issues | revisions

EL CONQUISTADOR RESORT
1000 EL CONQUISTADOR AVENUE
FAJARDO, PR 00738-3711
PUERTO RICO

project logo

BUILDING #5 LA MARINA (LM) - GUESTROOM ADA CLOSET DETAILS
sheet title

project no. 195056 date 04/20/21
checked by: Checker
drawn by: Author

B5
component

I-756
sheet no.

100% CD SET - LA MARINA - GUESTROOM & SUITES | REV 12 | JUNE 17, 2022 |

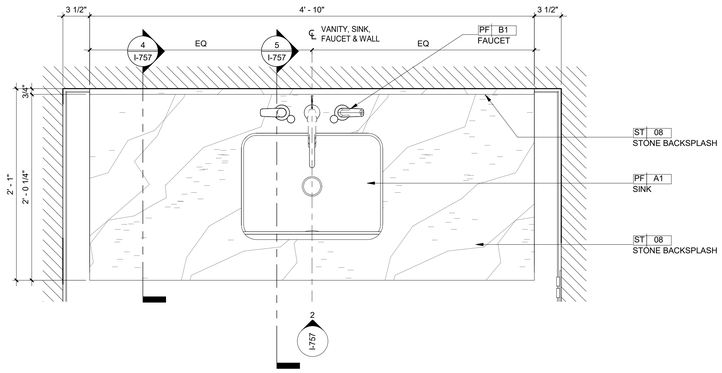

1 GUEST SUITE BATHROOM VANITY KEY PLAN

1 1/2" = 1'-0"

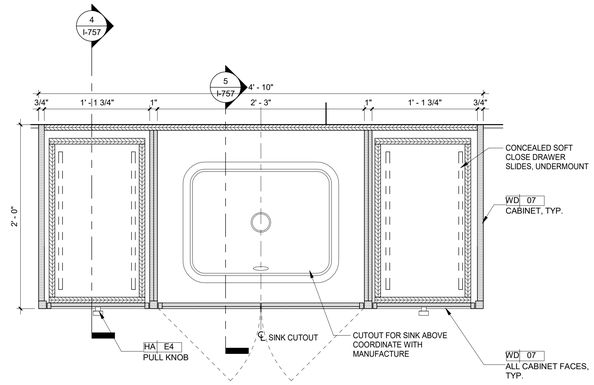

3 GUEST SUITE BATHROOM VANITY PLAN SECTION

1 1/2" = 1'-0"

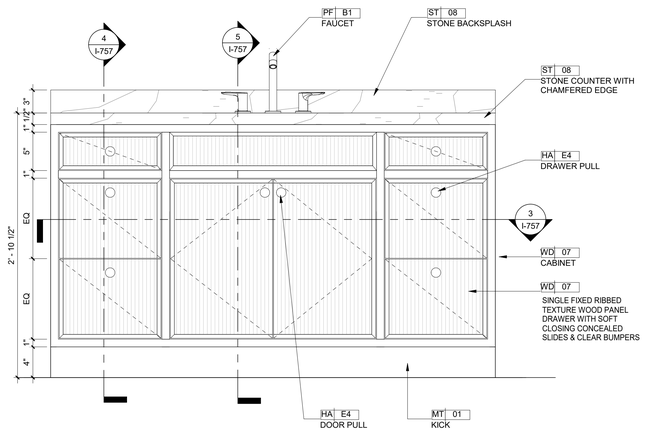

2 GUEST SUITE BATHROOM VANITY ELEVATION

1 1/2" = 1'-0"

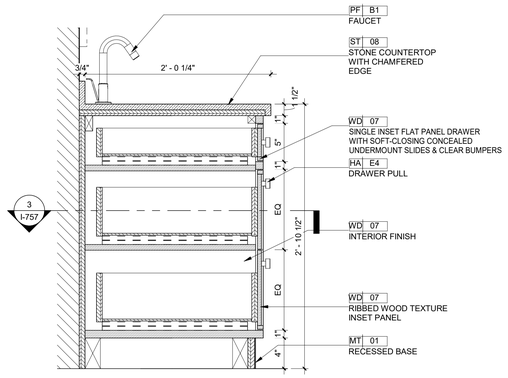

4 GUEST SUITE BATHROOM VANITY SECTION

1 1/2" = 1'-0"

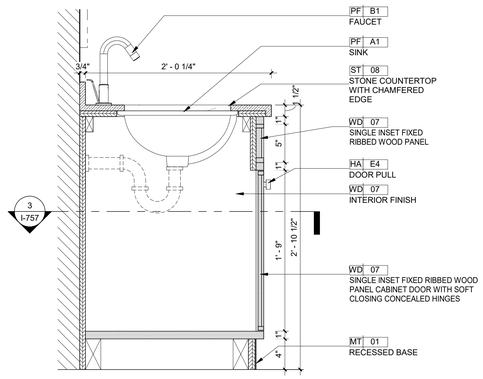

5 GUEST SUITE BATHROOM VANITY SECTION

1 1/2" = 1'-0"

NOTE:
MILLWORK NOTES:

- DUE TO VARIOUS EXISTING CONDITIONS, ALL MILLWORK TO BE VIF PRIOR TO FABRICATION. IF LARGE DISCREPANCIES ARE DISCOVERED, NOTIFY INTERIOR DESIGNER AND ARCHITECT SO A SOLUTION CAN BE PROVIDED.
- ALL MILLWORK TO COMPLY WITH AWI CUSTOM STANDARDS.
- PROVIDE SHOP DRAWINGS FOR ALL MILLWORK FOR APPROVAL PRIOR TO FABRICATION
- MILLWORKER TO INSURE ALL COMPONETS CAN FIT IN ELEVATORS, CORRIDOR, AND ROOMS
- MILLWORKER TO ENSURE PIECES ARE FABRICATED SO NO SAGGING, WARPING, ETC. OCCURS.
- MILLWORKER TO REVIEW SPECIFICATION AND INSTALL INSTUCTIONS OF ALL EQUIPMENT CONTAINED IN MILLWORK TO ENSURE THE PROPER SPACE, VENTILALTION, ELECTRICAL REQUIREMENTS, ETC. IS ACOUNTED FOR.
- MINIBAR CABINET VENTILATION TO BE COORDINATED WITH MINIBAR MANUFACTURER AS PER SPECS BY OS&E

Wimberly INTERIORS
a design studio of WATG
strategy planning architecture landscape interiors
new york | NY | 212 274 2626 watg.com

ROYAL BLUE HOSPITALITY, LLC
PO BOX 9832
SAN JUAN, PR 00908
PUERTO RICO

client | consultant

stamp | approval

key plan

no.	date	issue
11	2022-06-03	LA MARINA GUEST SUITES UPDATES
4	08-03-2021	GUESTROOM SUITES REVISION

issues | revisions

EL CONQUISTADOR RESORT
1000 EL CONQUISTADOR AVENUE
FAJARDO, PR 00738-3711
PUERTO RICO

project logo

BUILDING #5 LA MARINA (LM) - GUEST SUITES VANITY DETAILS

sheet title

project no. 195056 date 08/03/21

checked by: Checker
drawn by: Author

B5
component

I-757
sheet no.

100% CD SET - LA MARINA - GUESTROOM & SUITES | REV 12 | JUNE 17, 2022 |

6/17/2022 7:04:54 PM
The original size of this drawing is 30"x42"
Copyright © 2011 WATG. All rights reserved.

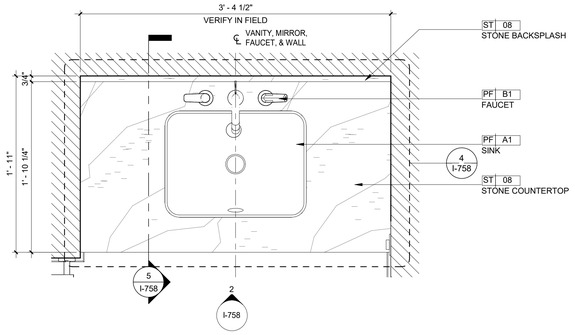

1 POWDER ROOM VANITY KEY PLAN

1 1/2" = 1'-0"

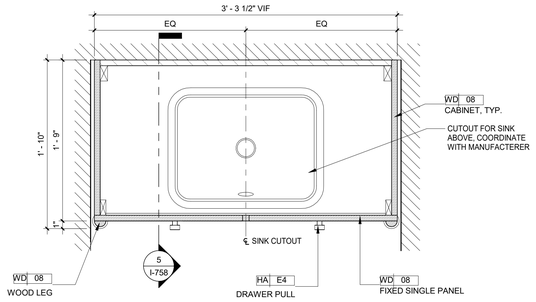

4 POWDER ROOM VANITY PLAN SECTION

1 1/2" = 1'-0"

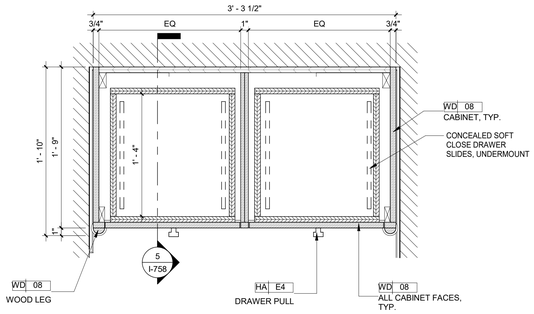

3 POWDER ROOM VANITY PLAN SECTION

1 1/2" = 1'-0"

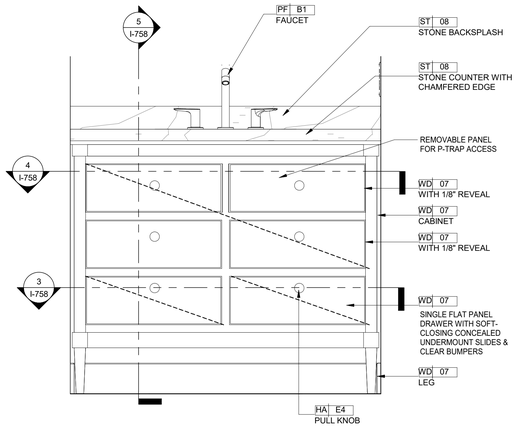

2 POWDER ROOM VANITY ELEVATION

1 1/2" = 1'-0"

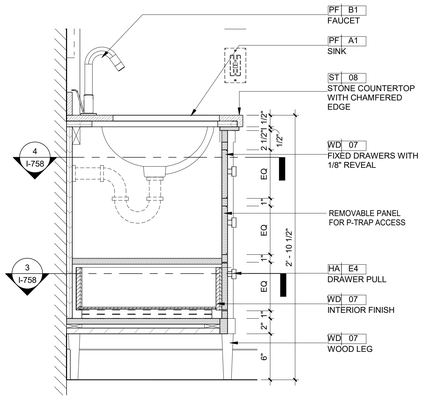

5 POWDER ROOM VANITY SECTION

1 1/2" = 1'-0"

NOTE:
MILLWORK NOTES:

- DUE TO VARIOUS EXISTING CONDITIONS, ALL MILLWORK TO BE VIF PRIOR TO FABRICATION. IF LARGE DISCREPANCIES ARE DISCOVERED, NOTIFY INTERIOR DESIGNER AND ARCHITECT SO A SOLUTION CAN BE PROVIDED.
- ALL MILLWORK TO COMPLY WITH AWI CUSTOM STANDARDS.
- PROVIDE SHOP DRAWINGS FOR ALL MILLWORK FOR APPROVAL PRIOR TO FABRICATION
- MILLWORKER TO INSURE ALL COMPONETS CAN FIT IN ELEVATORS, CORRIDOR, AND ROOMS
- MILLWORKER TO ENSURE PIECES ARE FABRICATED SO NO SAGGING, WARPING, ETC. OCCURS.
- MILLWORKER TO REVIEW SPECIFICATION AND INSTALL INSTUCTIONS OF ALL EQUIPMENT CONTAINED IN MILLWORK TO ENSURE THE PROPER SPACE, VENTILALTION, ELECTRICAL REQUIREMENTS, ETC. IS ACOUNTED FOR.
- MINIBAR CABINET VENTILATION TO BE COORDINATED WITH MINIBAR MANUFACTURER AS PER SPECS BY OS&E

100% CD SET - LA MARINA - GUESTROOM & SUITES | REV 12 | JUNE 17, 2022 |

Wimberly INTERIORS
a design studio of WATG
strategy planning architecture landscape interiors
new york | NY | 212 274 2626 watg.com

client | consultant

ROYAL BLUE HOSPITALITY, LLC

PO BOX 9832
SAN JUAN, PR 00908
PUERTO RICO

stamp | approval

key plan

no.	date	issue
11	2022-06-03	LA MARINA GUEST SUITES UPDATES
4	08-03-2021	GUESTROOM SUITES REVISION

issues | revisions

EL CONQUISTADOR RESORT

1000 EL CONQUISTADOR AVENUE
FAJARDO, PR 00738-3711
PUERTO RICO

project logo

BUILDING #5 LA MARINA (LM) - GUEST SUITES POWDER ROOM VANITY DETAILS

sheet title

project no. 195056 date 08/25/21

checked by: Checker
drawn by: Author

B5
component

I-758
sheet no.

6/17/2022 7:05:00 PM
The original size of this drawing is 30"x42" Copyright © 2011 WATG. All rights reserved.

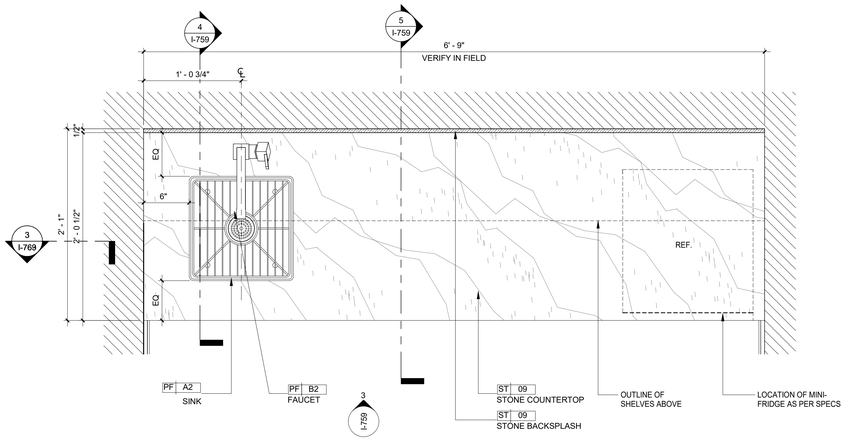

1 GUESTROOM KS-1 KITCHEN CABINET PLAN

1 1/2" = 1'-0"

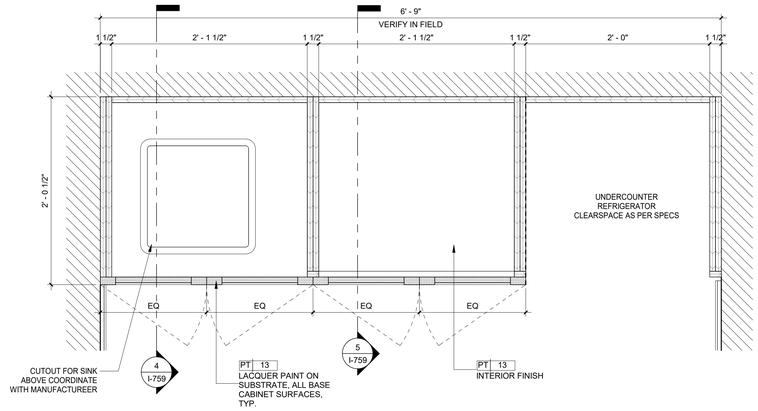

2 GUESTROOM KS-1 KITCHEN CABINET SECTION

1 1/2" = 1'-0"

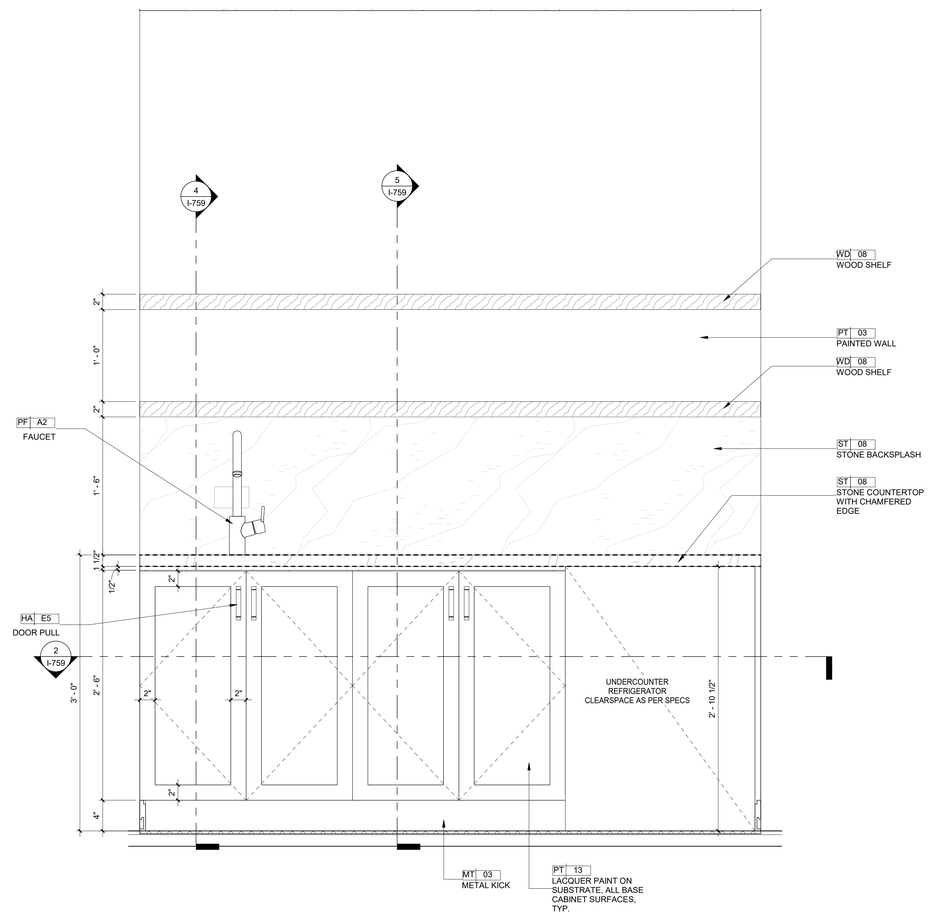

3 GUESTROOM KS-1 KITCHEN CABINET ELEVATION

1 1/2" = 1'-0"

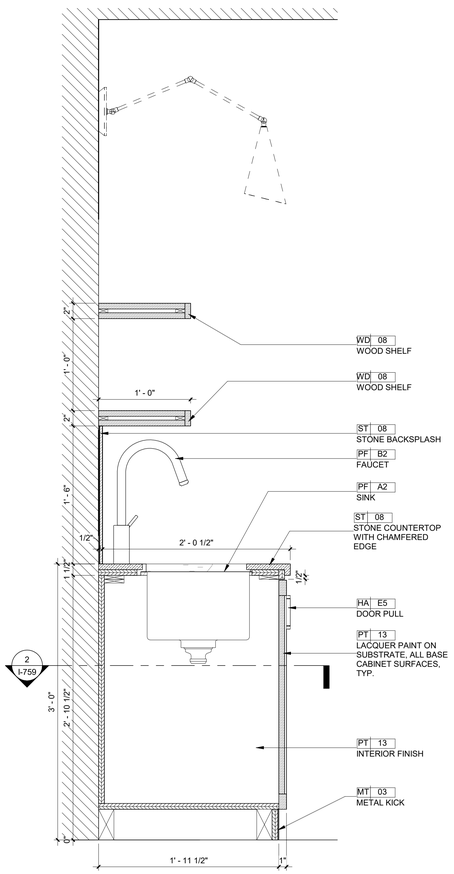

4 GUESTROOM KS-1 KITCHEN CABINET SECTION

1 1/2" = 1'-0"

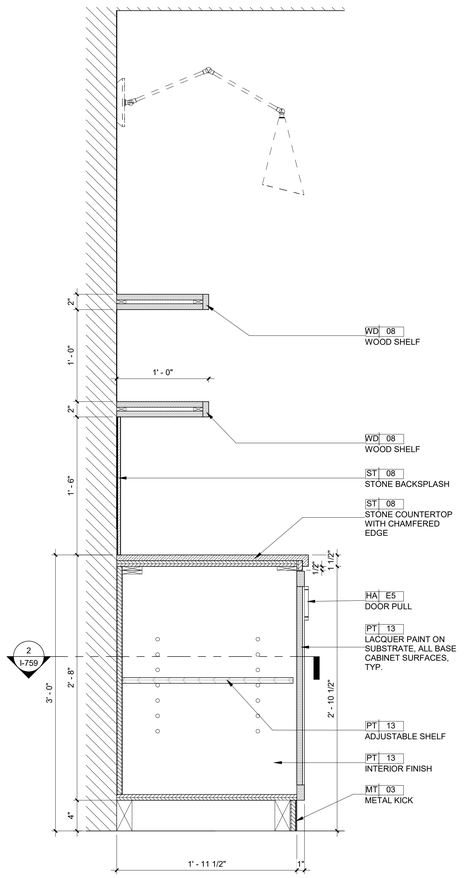

5 GUESTROOM KS-1 KITCHEN CABINET SECTION

1 1/2" = 1'-0"

NOTE:
MILLWORK NOTES:

- DUE TO VARIOUS EXISTING CONDITIONS, ALL MILLWORK TO BE VIF PRIOR TO FABRICATION. IF LARGE DISCREPANCIES ARE DISCOVERED, NOTIFY INTERIOR DESIGNER AND ARCHITECT SO A SOLUTION CAN BE PROVIDED.
- ALL MILLWORK TO COMPLY WITH AWI CUSTOM STANDARDS.
- PROVIDE SHOP DRAWINGS FOR ALL MILLWORK FOR APPROVAL PRIOR TO FABRICATION
- MILLWORKER TO INSURE ALL COMPONETS CAN FIT IN ELEVATORS, CORRIDOR, AND ROOMS
- MILLWORKER TO ENSURE PIECES ARE FABRICATED SO NO SAGGING, WARPING, ETC. OCCURS.
- MILLWORKER TO REVIEW SPECIFICATION AND INSTALL INSTUCTIONS OF ALL EQUIPMENT CONTAINED IN MILLWORK TO ENSURE THE PROPER SPACE, VENTILALTION, ELECTRICAL REQUIREMENTS, ETC. IS ACOUNTED FOR.
- MINIBAR CABINET VENTILATION TO BE COORDINATED WITH MINIBAR MANUFACTURER AS PER SPECS BY OS&E

6/17/2022 7:05:05 PM
The original size of this drawing is 30"x42"
Copyright © 2011 WATG. All rights reserved.

Wimberly INTERIORS
a design studio of WATG
strategy planning architecture landscape interiors
new york | NY | 212 274 2626 watg.com

ROYAL BLUE HOSPITALITY, LLC
PO BOX 9832
SAN JUAN, PR 00908
PUERTO RICO

client | consultant

stamp | approval

100% CD SET - LA MARINA - GUESTROOM & SUITES | REV 12 | JUNE 17, 2022 |

key plan

no.	date	issue
4	08-03-2021	GUESTROOM SUITES REVISION

issues | revisions

EL CONQUISTADOR RESORT
1000 EL CONQUISTADOR AVENUE
FAJARDO, PR 00738-3711
PUERTO RICO

project logo

BUILDING #5 LA MARINA (LM) - GUEST SUITES KS-1 KITCHEN CABINET DETAILS

sheet title

project no. 195056 date 08/25/21

checked by: Checker
drawn by: Author

B5
component

I-759
sheet no.

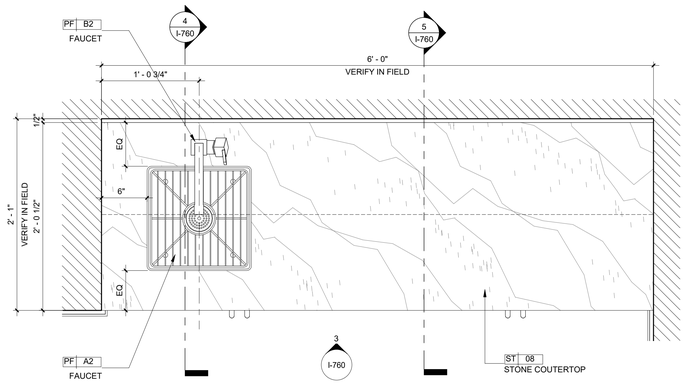

1 GUESTROOM KS-2 KITCHEN PLAN
1 1/2" = 1'-0"

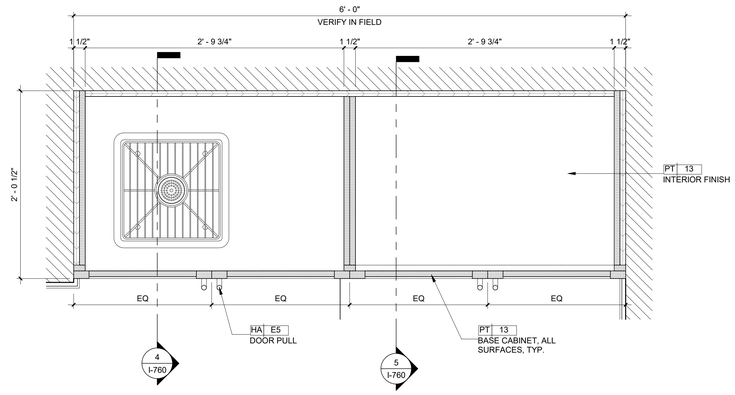

2 GUESTROOM KS-2 KITCHEN SECTION
1 1/2" = 1'-0"

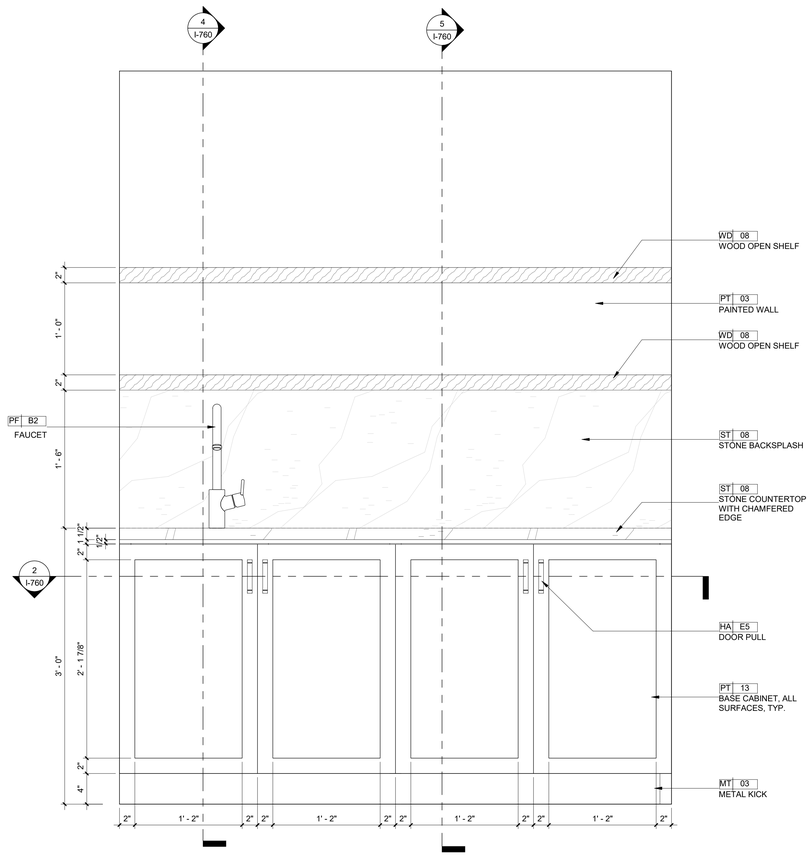

3 GUESTROOM KS-2 KITCHEN ELEVATION
1 1/2" = 1'-0"

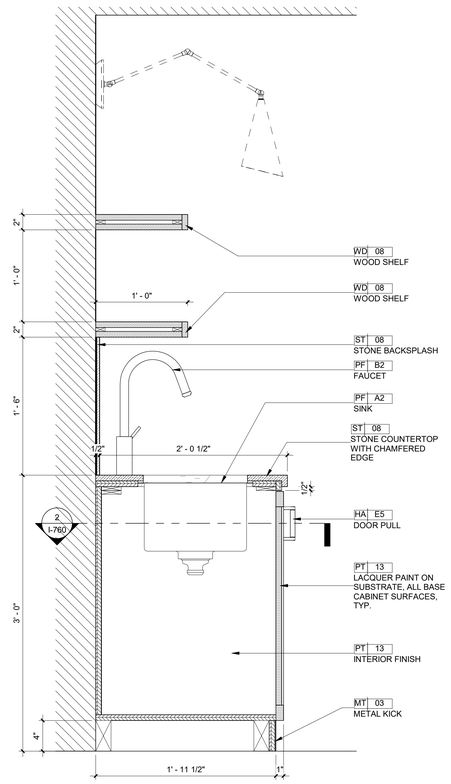

4 GUESTROOM KS-2 KITCHEN
1 1/2" = 1'-0"

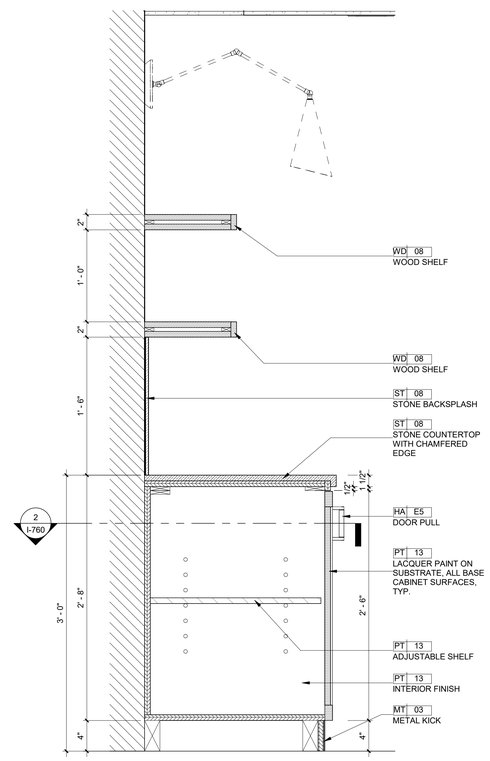

5 GUESTROOM KS-2 KITCHEN
1 1/2" = 1'-0"

2 I-657

NOTE:
MILLWORK NOTES:
- DUE TO VARIOUS EXISTING CONDITIONS, ALL MILLWORK TO BE VIF PRIOR TO FABRICATION. IF LARGE DISCREPANCIES ARE DISCOVERED, NOTIFY INTERIOR DESIGNER AND ARCHITECT SO A SOLUTION CAN BE PROVIDED.
- ALL MILLWORK TO COMPLY WITH AWI CUSTOM STANDARDS.
- PROVIDE SHOP DRAWINGS FOR ALL MILLWORK FOR APPROVAL PRIOR TO FABRICATION
- MILLWORKER TO INSURE ALL COMPONETS CAN FIT IN ELEVATORS, CORRIDOR, AND ROOMS
- MILLWORKER TO ENSURE PIECES ARE FABRICATED SO NO SAGGING, WARPING, ETC. OCCURS.
- MILLWORKER TO REVIEW SPECIFICATION AND INSTALL INSTUCTIONS OF ALL EQUIPMENT CONTAINED IN MILLWORK TO ENSURE THE PROPER SPACE, VENTILALTION, ELECTRICAL REQUIREMENTS, ETC. IS ACOUNTED FOR.
- MINIBAR CABINET VENTILATION TO BE COORDINATED WITH MINIBAR MANUFACTURER AS PER SPECS BY OS&E

6/17/2022 7:05:11 PM
The original size of this drawing is 30"x42"
Copyright © 2011 WATG. All rights reserved.

100% CD SET - LA MARINA - GUESTROOM & SUITES | REV 12 | JUNE 17, 2022 |

Wimberly INTERIORS
a design studio of WATG
strategy planning architecture landscape interiors
new york | NY | 212 274 2626 watg.com

ROYAL BLUE HOSPITALITY, LLC
PO BOX 9832
SAN JUAN, PR 00908
PUERTO RICO

client | consultant

stamp | approval

key plan

no.	date	issue
4	08-03-2021	GUESTROOM SUITES REVISION

issues | revisions

EL CONQUISTADOR RESORT
1000 EL CONQUISTADOR AVENUE
FAJARDO, PR 00738-3711
PUERTO RICO

project logo

BUILDING #5 LA MARINA (LM) - GUEST SUITE KS-2 KITCHEN CABINET
sheet title

project no. 195056 date 08/25/21

checked by: Checker
drawn by: Author

B5
component

I-760
sheet no.

NOTE:
MILLWORK NOTES:

- DUE TO VARIOUS EXISTING CONDITIONS, ALL MILLWORK TO BE VIF PRIOR TO FABRICATION. IF LARGE DISCREPANCIES ARE DISCOVERED, NOTIFY INTERIOR DESIGNER AND ARCHITECT SO A SOLUTION CAN BE PROVIDED.
- ALL MILLWORK TO COMPLY WITH AWI CUSTOM STANDARDS.
- PROVIDE SHOP DRAWINGS FOR ALL MILLWORK FOR APPROVAL PRIOR TO FABRICATION
- MILLWORKER TO INSURE ALL COMPONETS CAN FIT IN ELEVATORS, CORRIDOR, AND ROOMS
- MILLWORKER TO ENSURE PIECES ARE FABRICATED SO NO SAGGING, WARPING, ETC. OCCURS.
- MILLWORKER TO REVIEW SPECIFICATION AND INSTALL INSTUCTIONS OF ALL EQUIPMENT CONTAINED IN MILLWORK TO ENSURE THE PROPER SPACE, VENTILALTION, ELECTRICAL REQUIREMENTS, ETC. IS ACOUNTED FOR.
- MINIBAR CABINET VENTILATION TO BE COORDINATED WITH MINIBAR MANUFACTURER AS PER SPECS BY OS&E

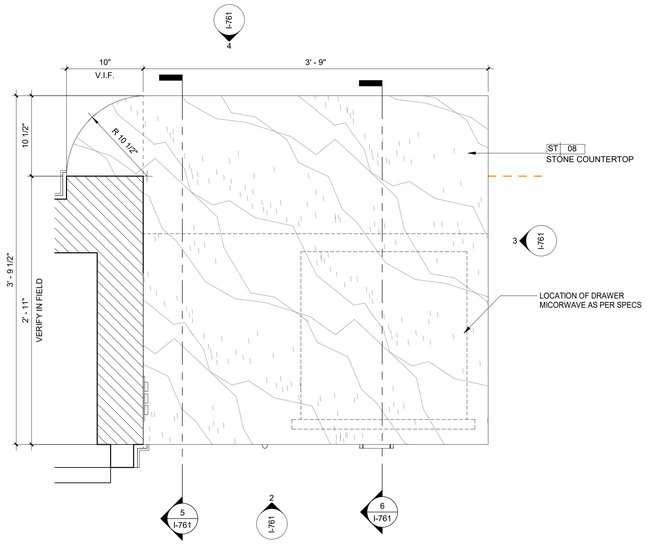

1 GUESTROOM KS-1 COUNTER PLAN
1 1/2" = 1'-0"

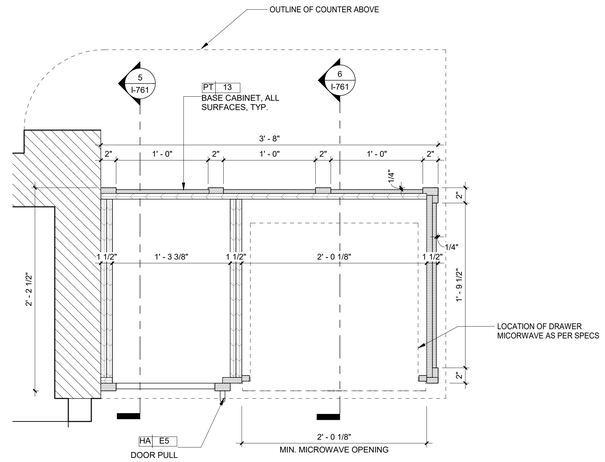

7 GUESTROOM KS-1 COUNTER SECTION
1 1/2" = 1'-0"

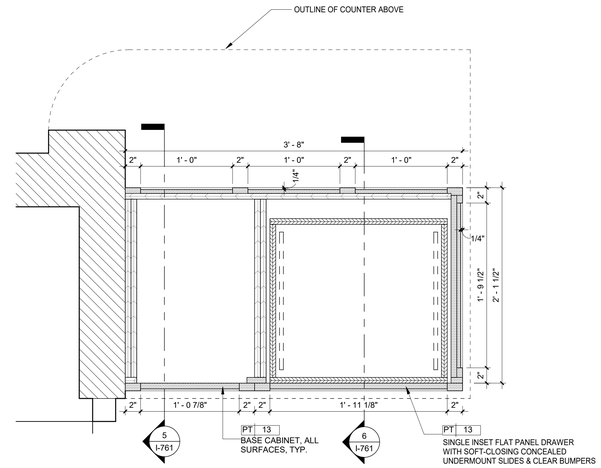

8 GUESTROOM KS-1 COUNTER SECTION
1 1/2" = 1'-0"

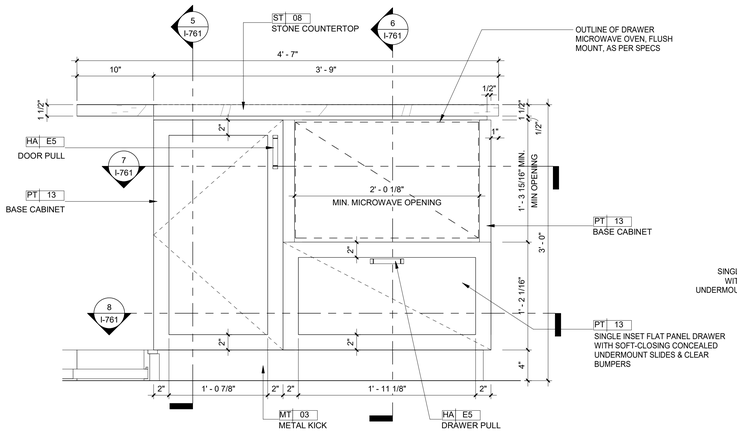

2 GUESTROOM KS-1 COUNTER ELEVATION
1 1/2" = 1'-0"

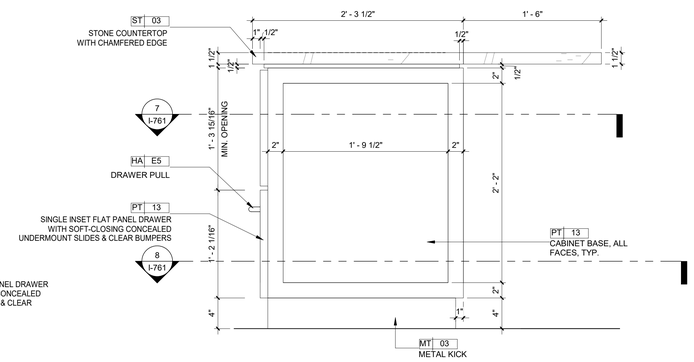

3 GUESTROOM KS-1 COUNTER ELEVATION
1 1/2" = 1'-0"

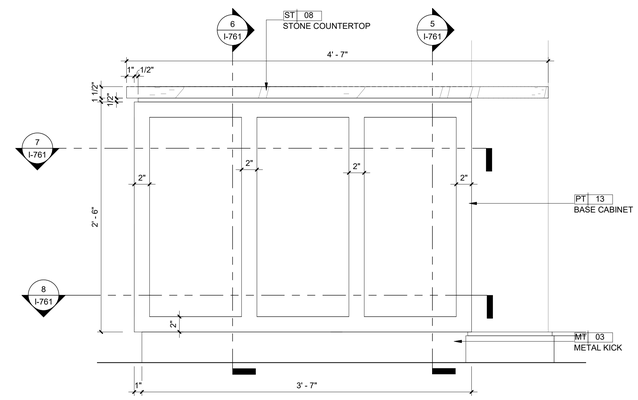

4 GUESTROOM KS-1 COUNTER ELEVATOIN
1 1/2" = 1'-0"

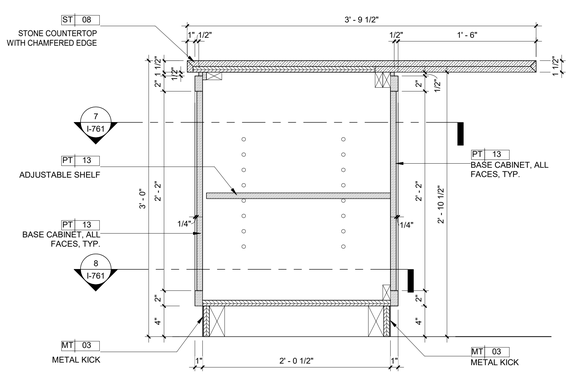

5 GUESTROOM KS-1 COUNTER SECTION
1 1/2" = 1'-0"

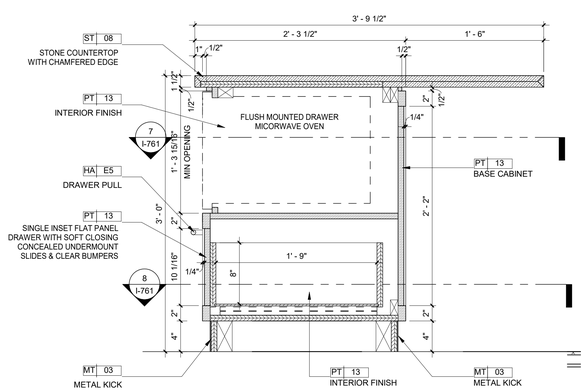

6 GUESTROOM KS-1 COUNTER SECTION
1 1/2" = 1'-0"

Copyright © 2011 WATG. All rights reserved.

6/17/2022 7:05:18 PM
The original size of this drawing is 30"x42"

Wimberly INTERIORS
a design studio of WATG

strategy planning architecture landscape interiors

new york | NY | 212 274 2626 watg.com

ROYAL BLUE HOSPITALITY, LLC

PO BOX 9832
SAN JUAN, PR 00908
PUERTO RICO

client | consultant

stamp | approval

key plan

100% CD SET - LA MARINA - GUESTROOM & SUITES | REV 12 | JUNE 17, 2022 |

no.	date	issue
4	08-03-2021	GUESTROOM SUITES REVISION

issues | revisions

EL CONQUISTADOR RESORT

1000 EL CONQUISTADOR AVENUE
FAJARDO, PR 00738-3711
PUERTO RICO

project logo

BUILDING #5 LA MARINA (LM) - GUEST SUITES KS-1 KITCHEN COUNTER DETAILS

sheet title

project no. 195056 date 08/26/21

checked by: Checker
drawn by: Author

B5
component

I-761
sheet no.

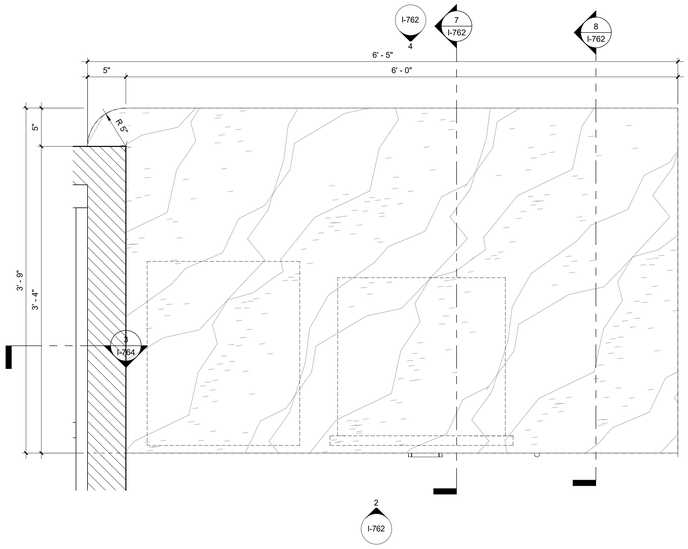

1 GUESTROM KS-2 COUNTER PLAN
1 1/2" = 1'-0"

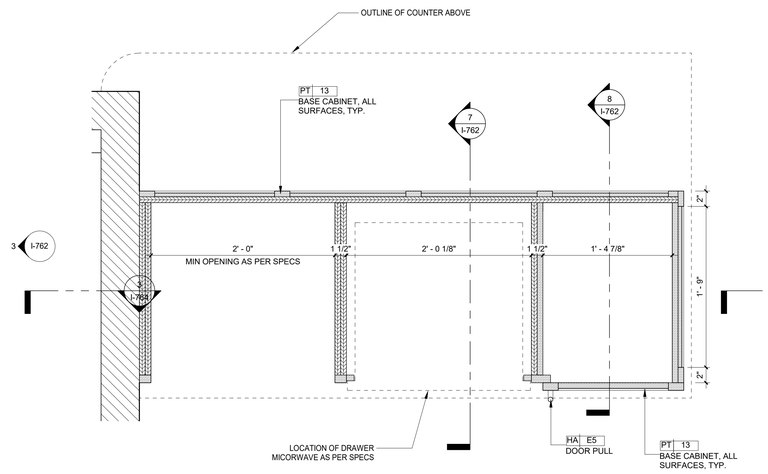

5 GUESTROM KS-2 COUNTER SECTION
1 1/2" = 1'-0"

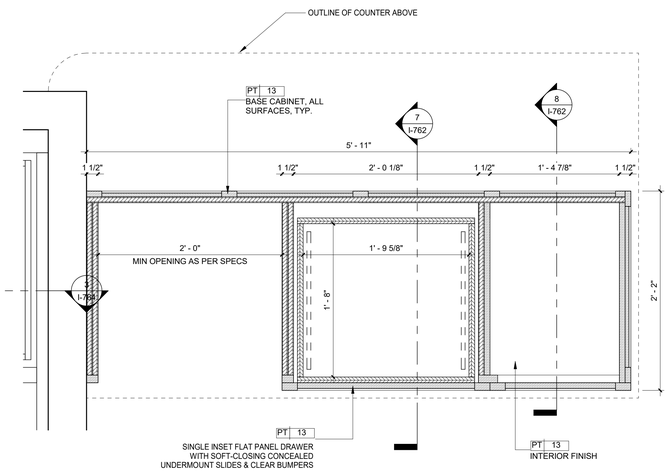

6 GUESTROM KS-2 COUNTER SECTION
1 1/2" = 1'-0"

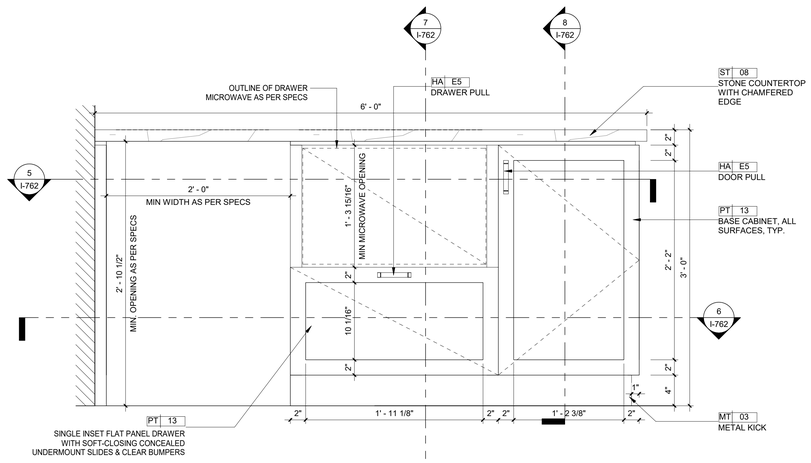

2 GUESTROM KS-2 COUNTER ELEVATION
1 1/2" = 1'-0"

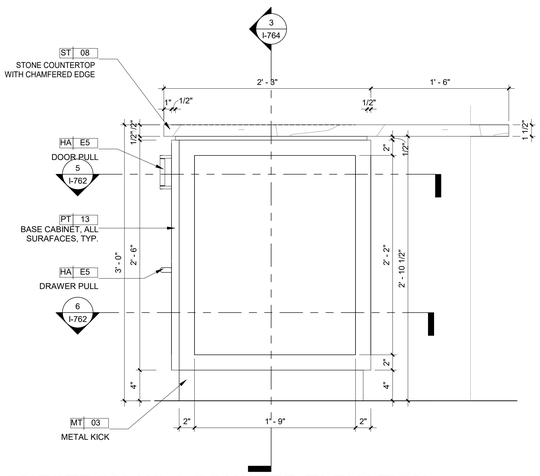

3 GUESTROM KS-2 COUNTER ELEVATION
1 1/2" = 1'-0"

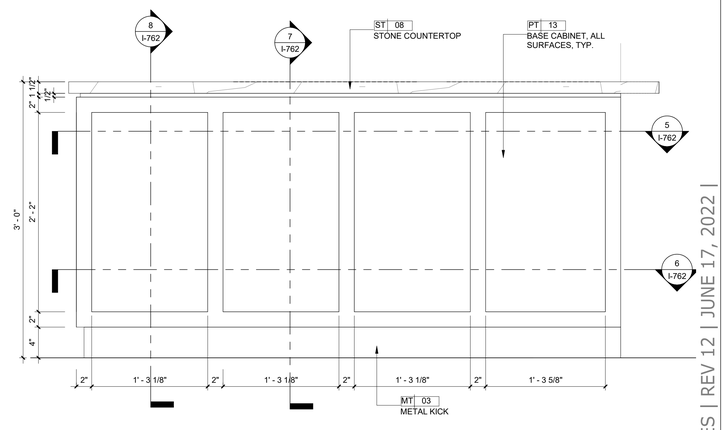

4 GUESTROM KS-2 COUNTER ELEVATION
1 1/2" = 1'-0"

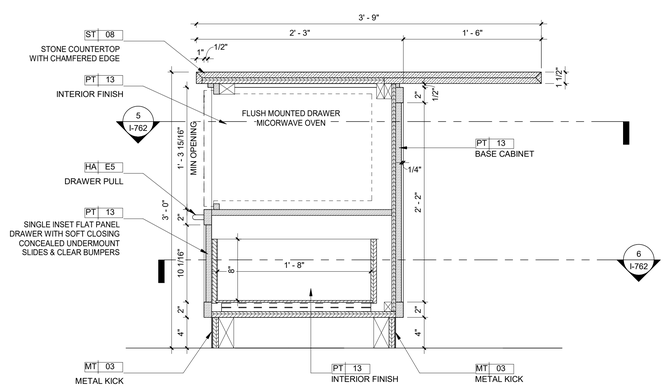

7 GUESTROM KS-2 COUNTER SECTION
1 1/2" = 1'-0"

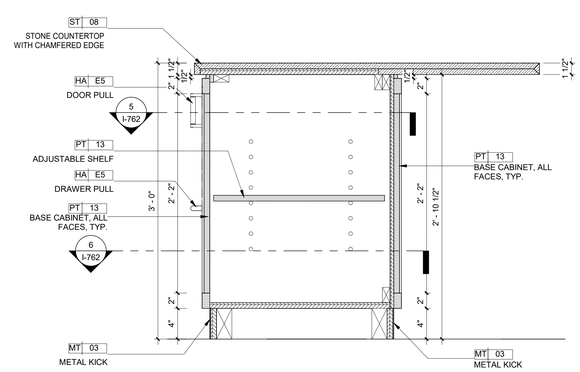

8 GUESTROM KS-2 COUNTER SECTION
1 1/2" = 1'-0"

NOTE:
MILLWORK NOTES:
- DUE TO VARIOUS EXISTING CONDITIONS, ALL MILLWORK TO BE VIF PRIOR TO FABRICATION. IF LARGE DISCREPANCIES ARE DISCOVERED, NOTIFY INTERIOR DESIGNER AND ARCHITECT SO A SOLUTION CAN BE PROVIDED.
- ALL MILLWORK TO COMPLY WITH AWI CUSTOM STANDARDS.
- PROVIDE SHOP DRAWINGS FOR ALL MILLWORK FOR APPROVAL PRIOR TO FABRICATION
- MILLWORKER TO INSURE ALL COMPONETS CAN FIT IN ELEVATORS, CORRIDOR, AND ROOMS
- MILLWORKER TO ENSURE PIECES ARE FABRICATED SO NO SAGGING, WARPING, ETC. OCCURS.
- MILLWORKER TO REVIEW SPECIFICATION AND INSTALL INSTUCTIONS OF ALL EQUIPMENT CONTAINED IN MILLWORK TO ENSURE THE PROPER SPACE, VENTILALTION, ELECTRICAL REQUIREMENTS, ETC. IS ACOUNTED FOR.
- MINIBAR CABINET VENTILATION TO BE COORDINATED WITH MINIBAR MANUFACTURER AS PER SPECS BY OS&E

Wimberly INTERIORS
a design studio of WATG
strategy planning architecture landscape interiors
new york | NY | 212 274 2626 watg.com

ROYAL BLUE HOSPITALITY, LLC
PO BOX 9832
SAN JUAN, PR 00908
PUERTO RICO

client | consultant

stamp | approval

key plan

100% CD SET - LA MARINA - GUESTROOM & SUITES | REV 12 | JUNE 17, 2022 |

no.	date	issue
4	08-03-2021	GUESTROOM SUITES REVISION

issues | revisions

EL CONQUISTADOR RESORT
1000 EL CONQUISTADOR AVENUE
FAJARDO, PR 00738-3711
PUERTO RICO

project logo

BUILDING #5 LA MARINA (LM) - GUEST SUITES KS-2 KITCHEN COUNTER DETAILS

sheet title

project no. 195056 date 08/26/21

checked by: Checker
drawn by: Author

B2
component

I-762
sheet no.

6/17/2022 7:05:26 PM
The original size of this drawing is 30"x42" Copyright © 2011 WATG. All rights reserved.

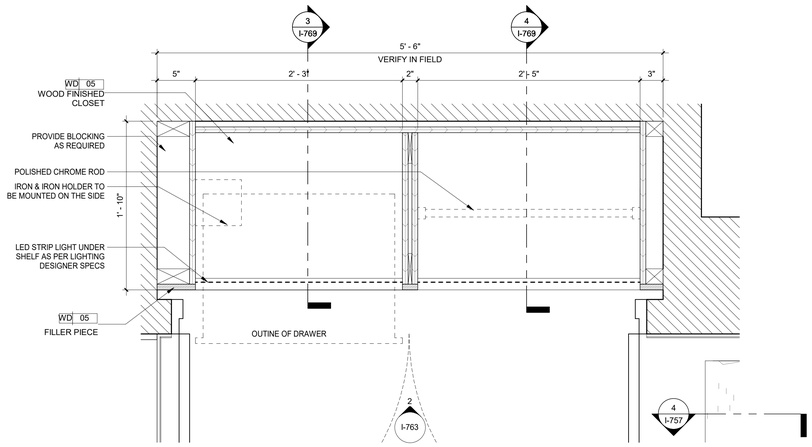

1 GUESTROOOM CLOSET TYPE 4 PLAN

1 1/2" = 1'-0"

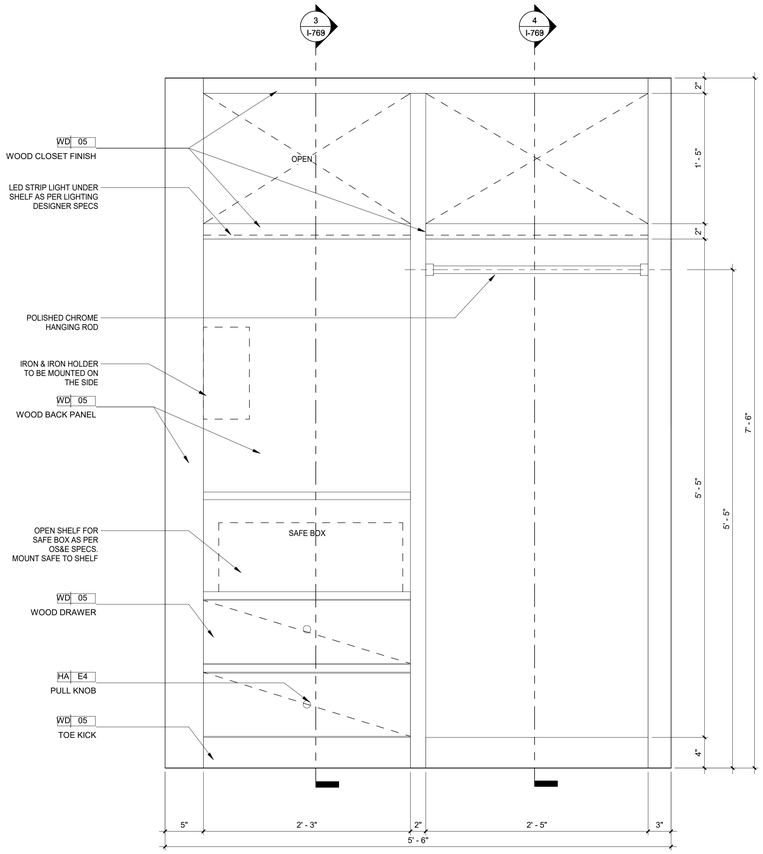

2 GUESTROOM CLOSET TYPE 4 ELEVATION

1 1/2" = 1'-0"

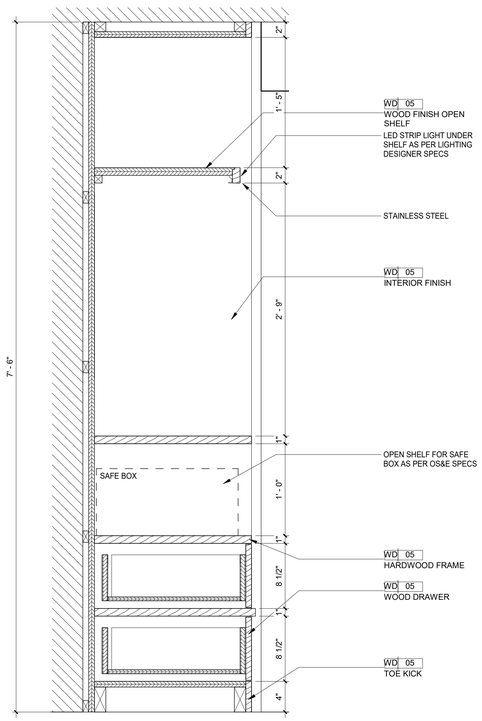

3 GUESTROOM CLOSET TYPE 4 SECTION

1 1/2" = 1'-0"

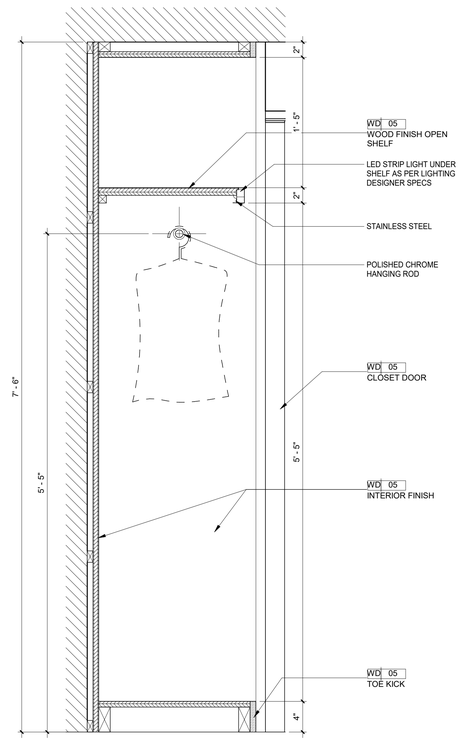

4 GUESTROOM CLOSET TYPE 4 SECTION

1 1/2" = 1'-0"

NOTE:
MILLWORK NOTES:

- DUE TO VARIOUS EXISTING CONDITIONS, ALL MILLWORK TO BE VIF PRIOR TO FABRICATION. IF LARGE DISCREPANCIES ARE DISCOVERED, NOTIFY INTERIOR DESIGNER AND ARCHITECT SO A SOLUTION CAN BE PROVIDED.
- ALL MILLWORK TO COMPLY WITH AWI CUSTOM STANDARDS.
- PROVIDE SHOP DRAWINGS FOR ALL MILLWORK FOR APPROVAL PRIOR TO FABRICATION
- MILLWORKER TO INSURE ALL COMPONETS CAN FIT IN ELEVATORS, CORRIDOR, AND ROOMS
- MILLWORKER TO ENSURE PIECES ARE FABRICATED SO NO SAGGING, WARPING, ETC. OCCURS.
- MILLWORKER TO REVIEW SPECIFICATION AND INSTALL INSTUCTIONS OF ALL EQUIPMENT CONTAINED IN MILLWORK TO ENSURE THE PROPER SPACE, VENTILALTION, ELECTRICAL REQUIREMENTS, ETC. IS ACOUNTED FOR.
- MINIBAR CABINET VENTILATION TO BE COORDINATED WITH MINIBAR MANUFACTURER AS PER SPECS BY OS&E

100% CD SET - LA MARINA - GUESTROOM & SUITES | REV 12 | JUNE 17, 2022 |

Wimberly INTERIORS
a design studio of WATG
strategy planning architecture landscape interiors
new york | NY | 212 274 2626 watg.com

client | consultant

ROYAL BLUE HOSPITALITY, LLC

PO BOX 9832
SAN JUAN, PR 00908
PUERTO RICO

stamp | approval

key plan

no.	date	issue
11	2022-06-03	LA MARINA GUEST SUITES UPDATES
4	08-03-2021	GUESTROOM SUITES REVISION

issues | revisions

EL CONQUISTADOR RESORT

1000 EL CONQUISTADOR AVENUE
FAJARDO, PR 00738-3711
PUERTO RICO

project logo

BUILDING #5 LA MARINA (LM) - GUEST SUITE CLOSET DETAILS

sheet title

project no. 195056 date 08/28/21

checked by: Checker
drawn by: Author

B5
component

I-763
sheet no.

6/17/2022 7:05:30 PM
The original size of this drawing is 30"x42" Copyright © 2011 WATG. All rights reserved.

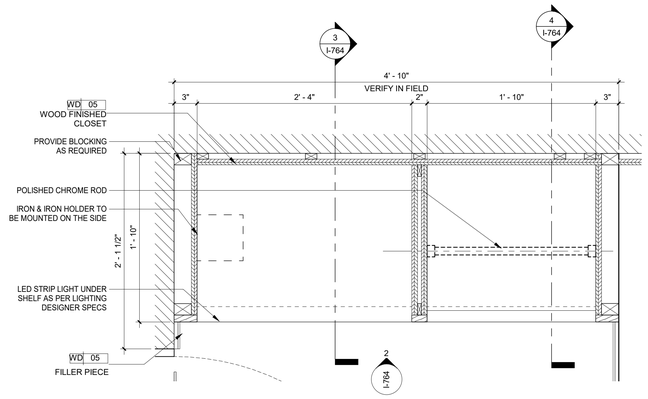

1 GUESTROOM CLOSET TYPE 6 PLAN

1 1/2" = 1'-0"

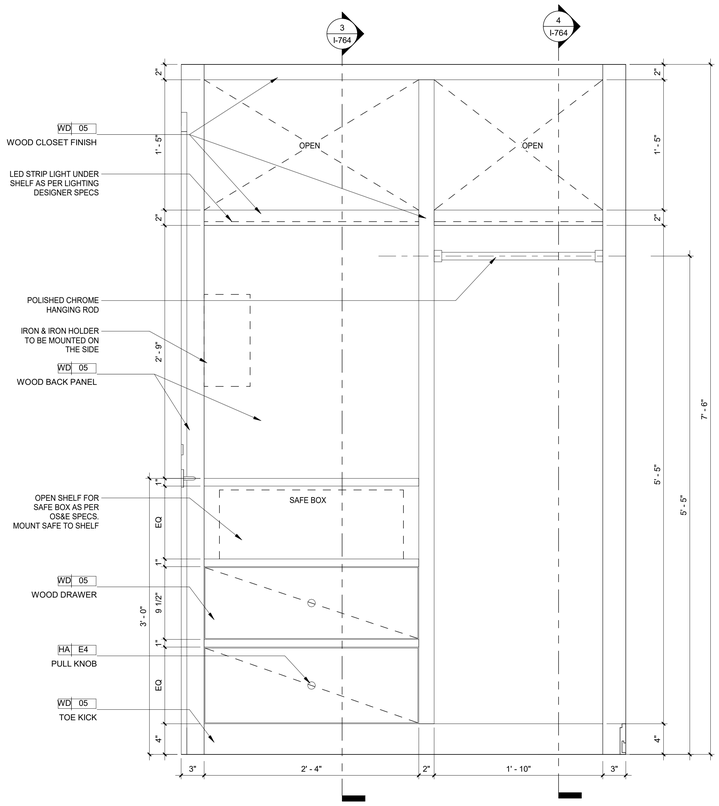

2 GUESTROOM CLOSET TYPE 6 ELEVATION

1 1/2" = 1'-0"

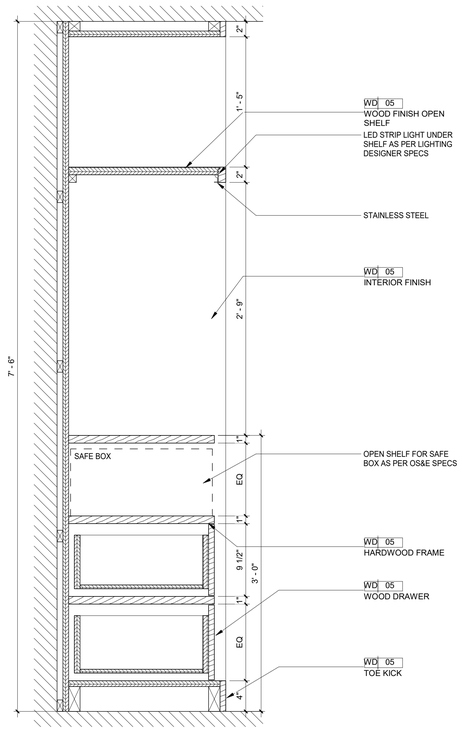

3 GUESTROOM CLOSET TYPE 6 SECTION

1 1/2" = 1'-0"

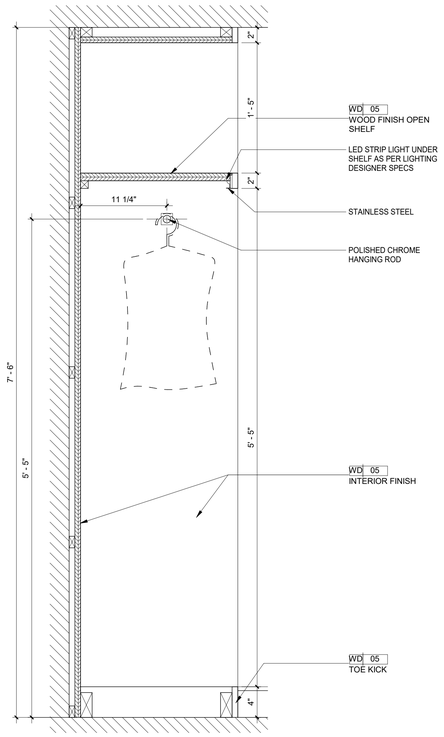

4 GUESTROOM CLOSET TYPE 6 SECTION

1 1/2" = 1'-0"

NOTE:
MILLWORK NOTES:

- DUE TO VARIOUS EXISTING CONDITIONS, ALL MILLWORK TO BE VIF PRIOR TO FABRICATION. IF LARGE DISCREPANCIES ARE DISCOVERED, NOTIFY INTERIOR DESIGNER AND ARCHITECT SO A SOLUTION CAN BE PROVIDED.
- ALL MILLWORK TO COMPLY WITH AWI CUSTOM STANDARDS.
- PROVIDE SHOP DRAWINGS FOR ALL MILLWORK FOR APPROVAL PRIOR TO FABRICATION
- MILLWORKER TO INSURE ALL COMPONETS CAN FIT IN ELEVATORS, CORRIDOR, AND ROOMS
- MILLWORKER TO ENSURE PIECES ARE FABRICATED SO NO SAGGING, WARPING, ETC. OCCURS.
- MILLWORKER TO REVIEW SPECIFICATION AND INSTALL INSTUCTIONS OF ALL EQUIPMENT CONTAINED IN MILLWORK TO ENSURE THE PROPER SPACE, VENTILALTION, ELECTRICAL REQUIREMENTS, ETC. IS ACOUNTED FOR.
- MINIBAR CABINET VENTILATION TO BE COORDINATED WITH MINIBAR MANUFACTURER AS PER SPECS BY OS&E

6/17/2022 7:05:35 PM
The original size of this drawing is 30"x42"
Copyright © 2011 WATG. All rights reserved.

100% CD SET - LA MARINA - GUESTROOM & SUITES | REV 12 | JUNE 17, 2022 |

Wimberly INTERIORS
a design studio of WATG
strategy planning architecture landscape interiors
new york | NY | 212 274 2626 watg.com

ROYAL BLUE HOSPITALITY, LLC

PO BOX 9832
SAN JUAN, PR 00908
PUERTO RICO

client | consultant

stamp | approval

key plan

no.	date	issue
11	2022-06-03	LA MARINA GUEST SUITES UPDATES
4	08-03-2021	GUESTROOM SUITES REVISION

issues | revisions

EL CONQUISTADOR RESORT

1000 EL CONQUISTADOR AVENUE
FAJARDO, PR 00738-3711
PUERTO RICO

project logo

BUILDING #5 LA MARINA (LM) - GUEST SUITES CLOSET DETAILS

sheet title

project no. 195056 date 08/28/21

checked by: Checker
drawn by: Author

B5
component

I-764
sheet no.

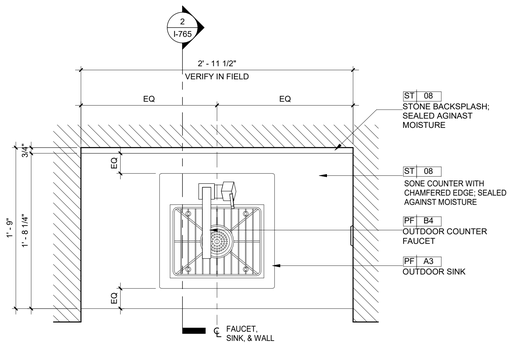

1 GUESTROOM SUITE KS-1 OUTDOOR COUNTER PLAN

1 1/2" = 1'-0"

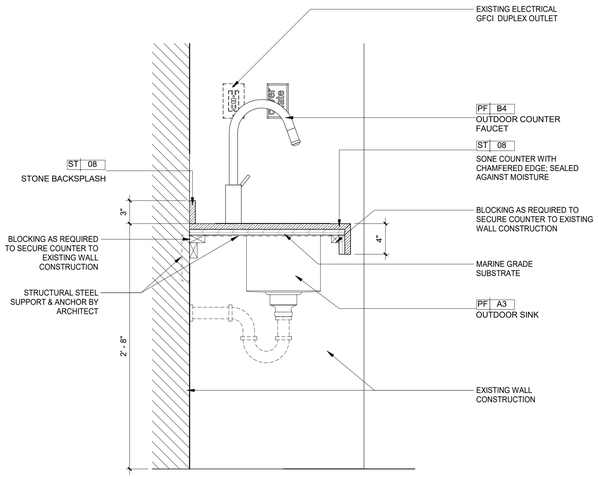

2 GUESTROOM SUITE KS-1 OUTDOOR COUNTER SECTION

1 1/2" = 1'-0"

6/17/2022 7:05:37 PM
The original size of this drawing is 30"x42"
Copyright © 2011 WATG. All rights reserved.

Wimberly INTERIORS
a design studio of WATG
strategy planning architecture landscape interiors
new york | NY | 212 274 2626 watg.com

ROYAL BLUE HOSPITALITY, LLC

PO BOX 9832
SAN JUAN, PR 00908
PUERTO RICO

client | consultant

stamp | approval

key plan

no.	date	issue
5	Date 5	GUESTROOM SUITE REVIES PER COMMENTS

issues | revisions

EL CONQUISTADOR RESORT

1000 EL CONQUISTADOR AVENUE
FAJARDO, PR 00738-3711
PUERTO RICO

project logo

BUILDING #5 LA MARINA (LM) - GUEST SUITE OUTDOOR COUNTER

sheet title

project no. 195056 date 09/03/21

checked by: Checker
drawn by: Author

B5
component

I-765
sheet no.

100% CD SET - LA MARINA - GUESTROOM & SUITES | REV 12 | JUNE 17, 2022 |

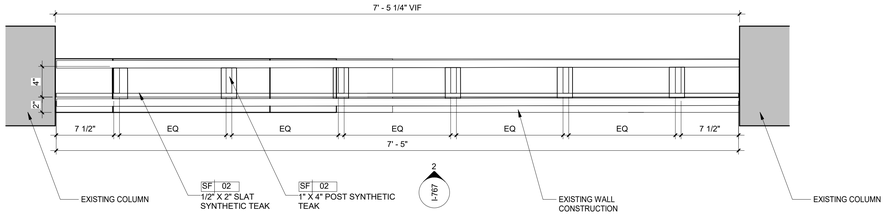

1 PRIVACY SCREEN KEY PLAN

1 1/2" = 1'-0"

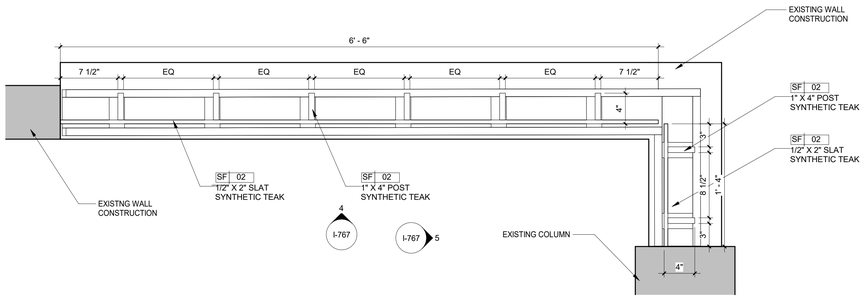

3 PRIVACY SCREEN KEY PLAN

1 1/2" = 1'-0"

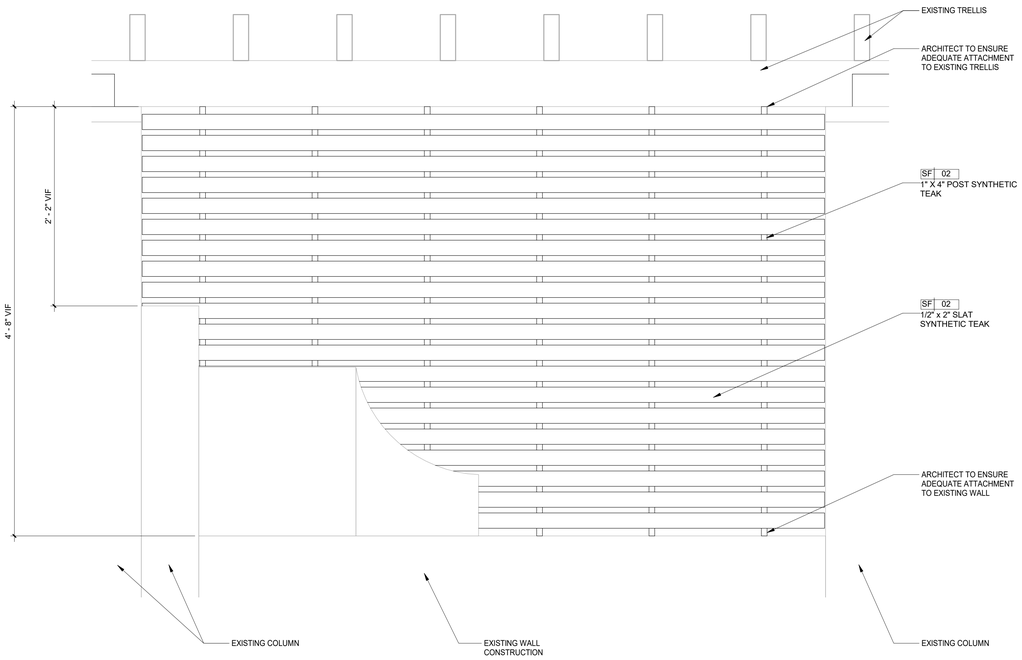

2 PRIVACY SCREEN ELEVATION

1 1/2" = 1'-0"

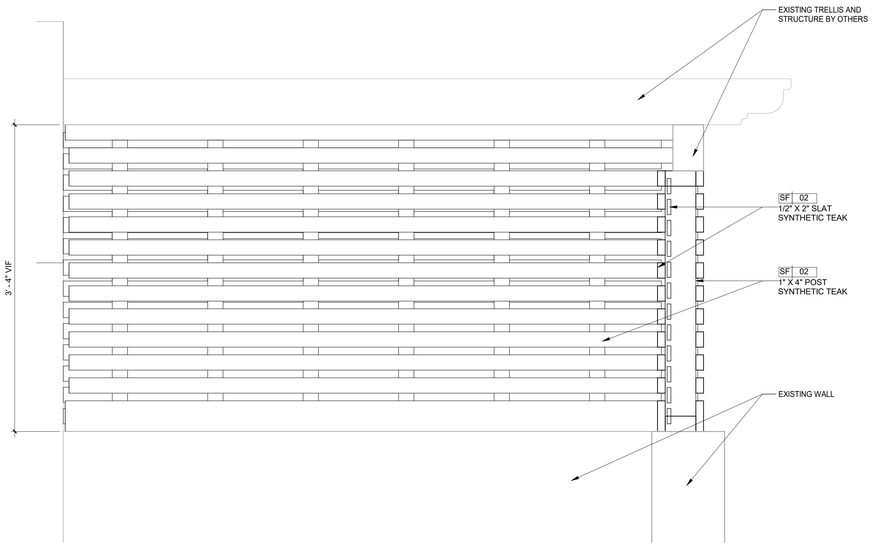

4 PRIVACY SCREEN ELEVATION

1 1/2" = 1'-0"

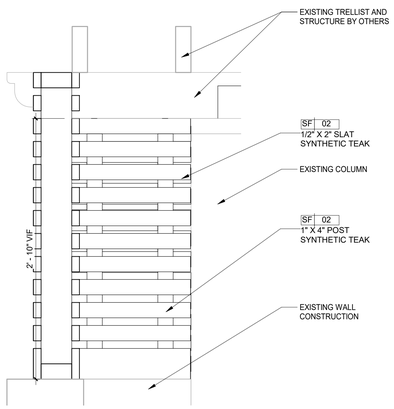

5 PRIVACY SCREEN ELEVATION

1 1/2" = 1'-0"

6/17/2022 7:05:42 PM
The original size of this drawing is 30"x42"
Copyright © 2011 WATG. All rights reserved.

Wimberly INTERIORS
a design studio of WATG
strategy planning architecture landscape interiors
new york | NY | 212 274 2626 watg.com

ROYAL BLUE HOSPITALITY, LLC

PO BOX 9832
SAN JUAN, PR 00908
PUERTO RICO

client | consultant

stamp | approval

100% CD SET - LA MARINA - GUESTROOM & SUITES | REV 12 | JUNE 17, 2022 |

key plan

no.	date	issue
8	2022-01-24	GUESTROOM SUITES JACUZZI AREA REVISION

issues | revisions

EL CONQUISTADOR RESORT

1000 EL CONQUISTADOR AVENUE
FAJARDO, PR 00738-3711
PUERTO RICO

project logo

BUILDING #5 LA MARINA (LM) - GUEST SUITE PRIVACY SCREEN DETAILS

sheet title

project no. 195056 date 01/17/22

checked by: Checker
drawn by: Author

B5
component

I-767
sheet no.

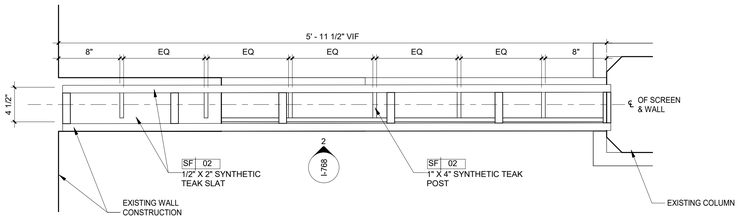

1 PRIVACY SCREEN KEY PLAN

1 1/2" = 1'-0"

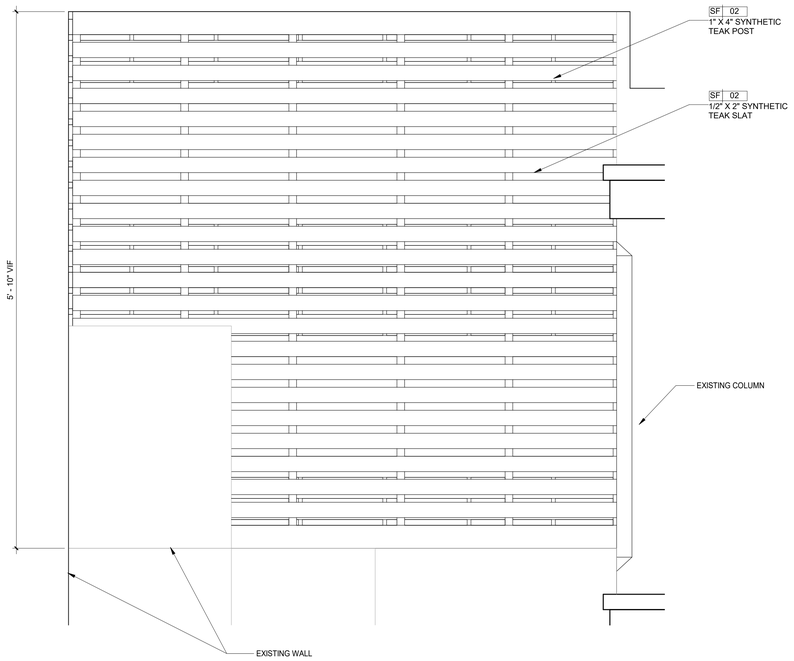

2 PRIVACY SCREEN ELEVATION

1 1/2" = 1'-0"

6/17/2022 7:05:44 PM
The original size of this drawing is 30"x42"

Copyright © 2011 WATG. All rights reserved.

100% CD SET - LA MARINA - GUESTROOM & SUITES | REV 12 | JUNE 17, 2022 |

Wimberly INTERIORS
a design studio of WATG
strategy planning architecture landscape interiors
new york | NY | 212 274 2626 watg.com

ROYAL BLUE HOSPITALITY, LLC

PO BOX 9832
SAN JUAN, PR 00908
PUERTO RICO

client | consultant

stamp | approval

key plan

no.	date	issue
8	2022-01-24	GUESTROOM SUITES JACUZZI AREA REVISION

issues | revisions

EL CONQUISTADOR RESORT

1000 EL CONQUISTADOR AVENUE
FAJARDO, PR 00738-3711
PUERTO RICO

project logo

BUILDING #5 LA MARINA (LM) - GUEST SUITE PRIVACY SCREEN DETAILS

sheet title

project no. 195056 date 01/17/22

checked by: Checker
drawn by: Author

B5
component

I-768
sheet no.

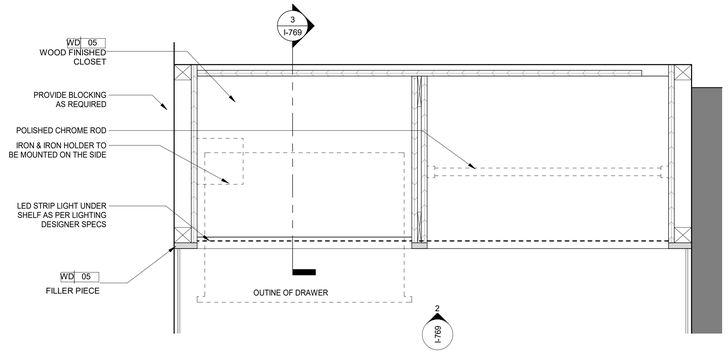

1 KS-1 LINEN CLOSET KEY PLAN

1 1/2" = 1'-0"

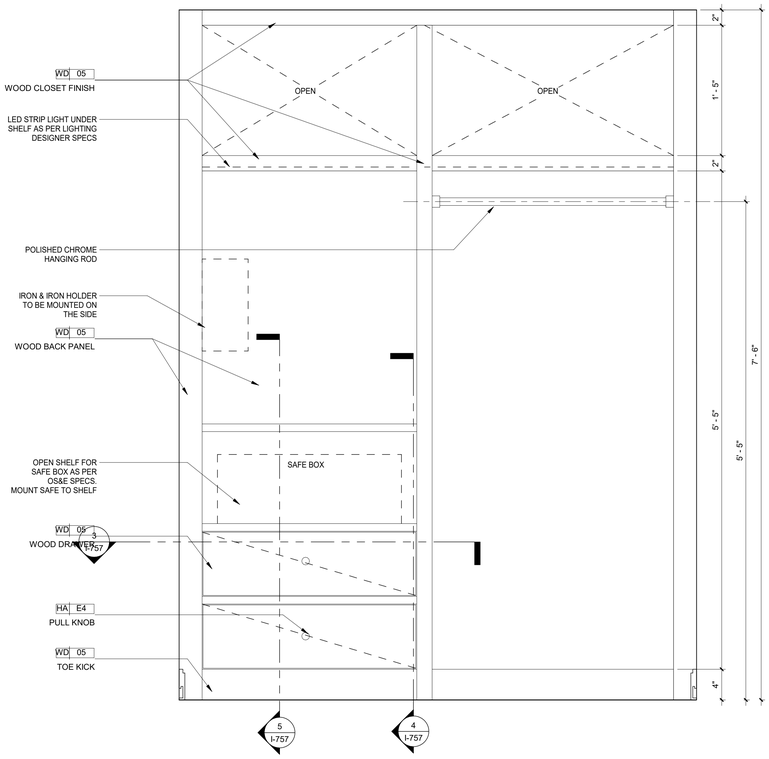

2 KS-1 LINEN CLOSET ELEVATION

1 1/2" = 1'-0"

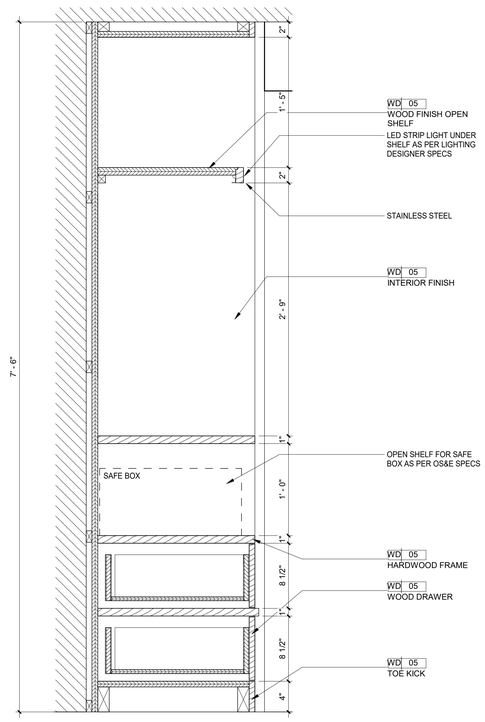

3 KS-1 LINEN CLOSET SECTION

1 1/2" = 1'-0"

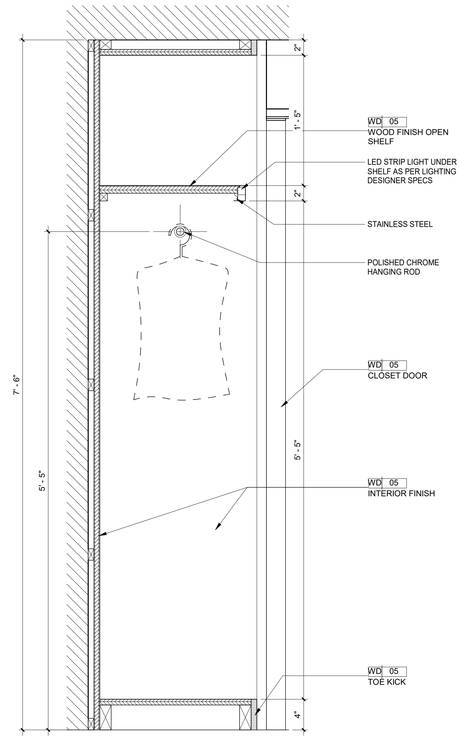

4 KS-1 LINEN CLOSET SECTION

1 1/2" = 1'-0"

NOTE:
MILLWORK NOTES:

- DUE TO VARIOUS EXISTING CONDITIONS, ALL MILLWORK TO BE VIF PRIOR TO FABRICATION. IF LARGE DISCREPANCIES ARE DISCOVERED, NOTIFY INTERIOR DESIGNER AND ARCHITECT SO A SOLUTION CAN BE PROVIDED.
- ALL MILLWORK TO COMPLY WITH AWI CUSTOM STANDARDS.
- PROVIDE SHOP DRAWINGS FOR ALL MILLWORK FOR APPROVAL PRIOR TO FABRICATION
- MILLWORKER TO INSURE ALL COMPONIETS CAN FIT IN ELEVATORS, CORRIDOR, AND ROOMS
- MILLWORKER TO ENSURE PIECES ARE FABRICATED SO NO SAGGING, WARPING, ETC. OCCURS.
- MILLWORKER TO REVIEW SPECIFICATION AND INSTALL INSTUCTIONS OF ALL EQUIPMENT CONTAINED IN MILLWORK TO ENSURE THE PROPER SPACE, VENTILALTION, ELECTRICAL REQUIREMENTS, ETC. IS ACOUNTED FOR.
- MINIBAR CABINET VENTILATION TO BE COORDINATED WITH MINIBAR MANUFACTURER AS PER SPECS BY OS&E

Wimberly INTERIORS
a design studio of WATG
strategy planning architecture landscape interiors
new york | NY | 212 274 2626 watg.com

ROYAL BLUE HOSPITALITY, LLC

PO BOX 9832
SAN JUAN, PR 00908
PUERTO RICO

client | consultant

stamp | approval

100% CD SET - LA MARINA - GUESTROOM & SUITES | REV 12 | JUNE 17, 2022 |

key plan

no.	date	issue
11	2022-06-03	LA MARINA GUEST SUITES UPDATES

issues | revisions

EL CONQUISTADOR RESORT

1000 EL CONQUISTADOR AVENUE
FAJARDO, PR 00738-3711
PUERTO RICO

project logo

BUILDING #5 LA MARINA (LM) - GUEST SUITE LINEN CLOSET DETAILS

sheet title

project no. 195056 date 06/03/22

checked by: Checker
drawn by: Author

B5
component

I-769
sheet no.

6/17/2022 7:05:48 PM
The original size of this drawing is 30"x42"
Copyright © 2011 WATG. All rights reserved.

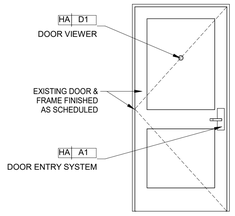

FRONT ELEVATION

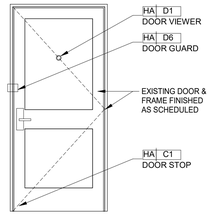

BACK ELEVATION

LOCATION	GUESTROOM ENTRY DOOR
DOOR TAG	D01
SIZE	AS PER ARCH. DRAWINGS (3-0" W x 6'-8" H PREFERRED)
HARDWARE	
HARDWARE SET	FINISH
HA A1 ENTRY DOOR SYSTEM	SATIN NICKEL
EXISTING HINGES	SATIN NICKEL
HA C1 DOOR STOP	SATIN NICKEL
HA D1 VIEWER	SATIN NICKEL
HA D2 PERIMETER GASKET	CLEAR
HA D3 BOTTOM SWEEP	CLEAR ALUMINUM
HA D6 DOOR GUARD	DULL CHROME
EXISTING CLOSER	ALUMINUM

NOTE: EXISTING ENTRY DOORS TO BE REUSED. REFURBISH DAMAGED DOORS OR PROVIDE A NEW DOOR TO MATCH EXISTING DOOR STYLE IF EXISTING DOOR IS BEYOND REPAIR.

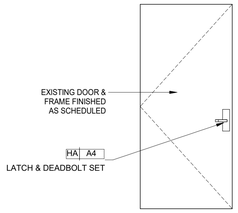

FRONT ELEVATION

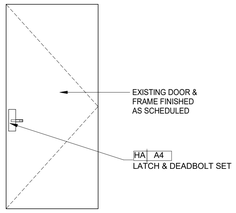

BACK ELEVATION

LOCATION	CONNECTING DOOR
DOOR TAG	D02
SIZE	AS PER ARCH. DRAWINGS (3-0" W x 6'-8" H PREFERRED)
HARDWARE	
HARDWARE SET	FINISH
HA A4 LATCH & DEADBOLT	SATIN NICKEL
EXISTING HINGES	SATIN NICKEL
HA C1 DOOR STOP	SATIN NICKEL
HA D2 PERIMETER GASKET	CLEAR
HA D3 BOTTOM SWEEP	CLEAR ALUMINUM

NOTE: EXISTING CONNECTING DOORS TO BE REUSED. REFURBISH DAMAGED DOORS OR PROVIDE A NEW DOOR TO MATCH EXISTING DOOR STYLE IF EXISTING DOOR IS BEYOND REPAIR.

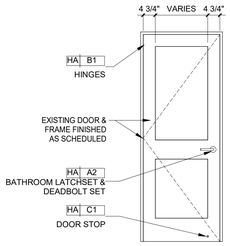

FRONT ELEVATION

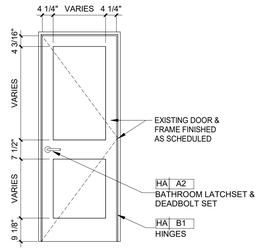

BACK ELEVATION

LOCATION	BATHROOM DOOR
DOOR TAG	D03
SIZE	AS PER ARCH. DRAWINGS (2-6" W x 6'-8" H PREFERRED)
HARDWARE	
HARDWARE SET	FINISH
HA A2 LATCHSET & DEADBOLT	SATIN CHROME
HA B1 HINGES	SATIN NICKEL
HA C1 DOOR STOP	SATIN NICKEL

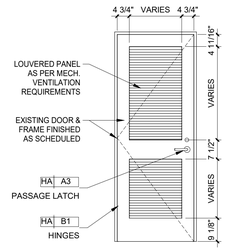

FRONT ELEVATION

LOCATION	MECHANICAL CLOSET
DOOR TAG	D04
SIZE	AS PER ARCH. DRAWINGS (HEIGHT TO MATCH ADJACENT DOOR)
HARDWARE	
HARDWARE SET	FINISH
HA A3 PASSAGE LATCH	SATIN CHROME
HA B1 HINGES	SATIN NICKEL

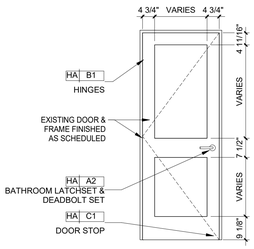

FRONT ELEVATION

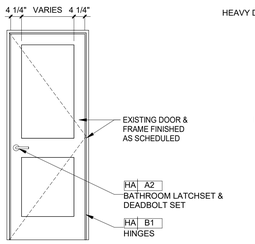

BACK ELEVATION

LOCATION	TOILET ROOM DOOR
DOOR TAG	D05
SIZE	AS PER ARCH. DRAWINGS (HEIGHT TO MATCH ADJACENT DOOR)
HARDWARE	
HARDWARE SET	FINISH
HA A2 LATCHSET & DEADBOLT	SATIN CHROME
HA B1 HINGES	SATIN NICKEL
HA C1 DOOR STOP	SATIN NICKEL

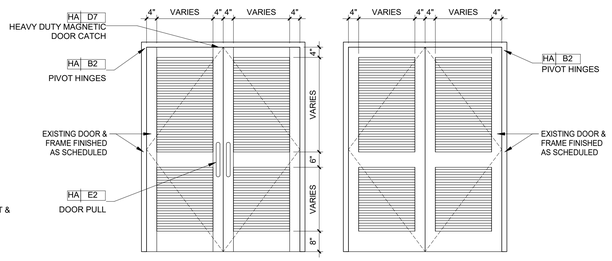

FRONT ELEVATION

BACK ELEVATION

LOCATION	CLOSET DOOR
DOOR TAG	D06
SIZE	AS PER ARCH. DRAWINGS (3-0" W x 6'-8" H PREFERRED)
HARDWARE	
HARDWARE SET	FINISH
HA B2 FLOOR PIVOT HINGES	SATIN NICKEL
HA D7 MAGNETIC DOOR CATCH	NATURAL ALUMINUM
HA E2 DOOR PULL	SATIN NICKEL

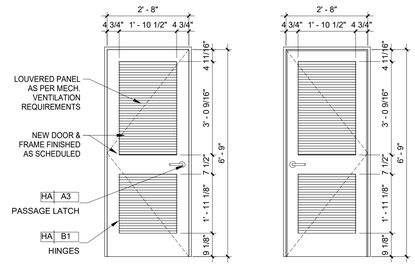

FRONT ELEVATION

BACK ELEVATION

LOCATION	SUITE CLOSET DOOR
DOOR TAG	D08
SIZE	AS PER ARCH. DRAWINGS (2'-8"W X 6'-9"H PREFERED)
HARDWARE	
HARDWARE SET	FINISH
HA A3 PASSAGE LATCH	SATIN CHROME
HA B1 HINGES	SATIN NICKEL

6/17/2022 7:05:51 PM
The original size of this drawing is 30"x42" Copyright © 2011 WATG. All rights reserved.

100% CD SET - LA MARINA - GUESTROOM & SUITES | REV 12 | JUNE 17, 2022 |

Wimberly INTERIORS
a design studio of WATG
strategy planning architecture landscape interiors
new york | NY | 212 274 2626 watg.com

ROYAL BLUE HOSPITALITY, LLC
PO BOX 9832
SAN JUAN, PR 00908
PUERTO RICO

client | consultant

stamp | approval

key plan

no.	date	issue
10	2022-05-19	LA MARINA PUBLIC AREA MILLWORK UPDATES

issues | revisions

EL CONQUISTADOR RESORT
1000 EL CONQUISTADOR AVENUE
FAJARDO, PR 00738-3711
PUERTO RICO

project logo

BUILDING #5 LA MARINA (LM) - GUESTROOM DOOR STYLES
sheet title

project no. 195056 date 04/29/21

checked by: MC
drawn by: KR

B5
component

I-801
sheet no.

EL CONQUISTADOR RESORT

EL CONQUISTADOR RESORT

1000 EL CONQUISTADOR AVENUE
FAJARADO, PR 00738-3711
PUERTO RICO

BUILDING #1 - MAIN BUILDING

90% CD SET - MAIN LOBBY WAITING & RETAIL | FEB 04, 2022

Wimberly
INTERIORS

a design studio of WATG

ABBREVIATIONS

A/C	AIR CONDITIONING	EMER.	EMERGENCY	OPP.	OPPOSITE
ACT.	ACOUSTICAL TILE	ENCL.	ENCLOSURE	OVHD.	OVERHEAD
ADJ.	ADJUSTABLE	EQ.	EQUAL	PNT.	PAINT
A.F.F.	ABOVE FINISH FLOOR	EQPT.	EQUIPMENT	REF.	REFERENCE
A.P.	ACCESS PANEL	E.W.	EACH WAY	REFR.	REFRIGERATOR
ALT.	ALTERNATE	EXIST.	EXISTING	REINF.	REINFORCING
APPR.	APPROXIMATE	EXT.	EXTERIOR	REQ.	REQUIRED
ARCH.	ARCHITECTURAL	F.E.C.	FIRE EXTINGUISHER CABINET	REV.	REVISED/REVERSED
BLDG.	BUILDING	F.F.	FIELD FIT TO EXISTING OPENING	R.H.	ROBE HOOK
BLK.	BLOCK, BLOCKING	FIN.	FINISH	SIM.	SIMILAR
BOT.	BOTTOM	FL.	FLOOR	SYM.	SYMMETRICAL
B/S	BOTH SIDES	F.O.F.	FACE OF FINISH	TEL.	TELEPHONE
CAB.	CABINET	FT.	FOOT, FEET	T&G	TONGUE & GROOVE
CLG.	CEILING	GL.	GLASS, GLAZING	THR.	THRESHOLD
CLO.	CLOSET	HORIZ.	HORIZONTAL	T.O.W.	TOP OF WALL
CLR.	CLEAR	HGT.	HEIGHT	T.S	TUBE STEEL
COL.	COLUMN	I.D.	INSIDE DIAMETER	T.V.	TELEVISION
CONC.	CONCRETE	INT.	INTERIOR	TYP.	TYPICAL
CONSTR.	CONSTRUCTION	LAM.	LAMINATE	UNF.	UNFINISHED
CONT.	CONTINUOUS	LT.	LIGHT	U.O.N.	UNLESS OTHERWISE NOTED
CONTR.	CONTRACTOR	LVR.	LOUVER	VEST.	VESTIBULE
CORR.	CORRIDOR	MAT.	MATERIAL	V.I.F.	VERIFY IN FIELD
DBL.	DOUBLE	MISC.	MISCELLANEOUS	VNR.	VENEER
DEPT.	DEPARTMENT	MTD.	MOUNTED	W/	WITH
DET.	DETAIL	MTG.	MOUNTING	WD.	WOOD
DIA.	DIAMETER	MLT.	METAL	W.O.	WHERE OCCURS
DIM.	DIMENSION	N.I.C.	NOT IN CONTRACT	W/O	WITHOUT
DISP.	DISPENSER	NO(S).	NUMBER(S)	WSCT.	WAINSCOT
DN.	DOWN	NOM.	NOMINAL	&	AND
DR.	DOOR	N.T.S.	NOT TO SCALE	@	AT
DWG.	DRAWING	O.A.	OVERALL	#	NUMBER
DWR.	DRAWER	O.C.	ON CENTER		
EA.	EACH	O.D.	OUTSIDE DIAMETER		
ELEC.	ELECTRICAL	O.F.C.I.	OWNER FURNISHED CONTRACTOR INSTALLED		
ELEV.	ELEVATOR				

SHEET NUMBER LEGEND

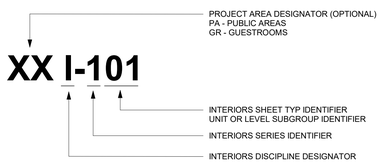

SHEET TYPE REFERENCE

I-000	COVER SHEET/INTERIOR SHEET INDEX/GENERAL NOTES
I-100	INTERIOR OVERALL / ENLARGED KEY PLANS
I-200	ENLARGED FINISH PLANS
I-300	ENLARGED ELECTRICAL / DATA PLANS
I-400	ENLARGED REFLECTED CEILING PLANS
I-500	OVERALL / ENLARGED FF&E PLANS
I-600	INTERIOR ELEVATIONS
I-700	DETAILS
I-800	DOOR STYLES

INTERIOR DRAWING FINISH LEGEND

AREAS	FINISH CODES	FF&E CODES
B1 MAIN BUILDING	XX-100's	
CAFE BELLA VISTA		BV-XXX
SPLASH BAR		SB-XXX
MEZZANINE TERRACE		MRT-XXX
MAIN POOL		PL-XXX
MAIN LOBBY		ML-XXX
BAR 21		B21-XXX
MAIN POOLL RESTROOMS		PR-XXX
CONVENTION CENTER		CC-XXX

ELECTRICAL REFERENCE

POWER SUPPLY DEVICES
- SIMPLEX
- DUPLEX ELECTRICAL POWER OUTLET
- TRIPLEX ELECTRICAL POWER OUTLET
- QUADRAPLEX ELECTRICAL POWER OUTLET

- WATERPROOF SIMPLEX ELECTRICAL POWER OUTLET
- WATERPROOF DUPLEX ELECTRICAL POWER OUTLET
- WATERPROOF TRIPLEX ELECTRICAL POWER OUTLET
- WATERPROOF QUADRAPLEX ELECTRICAL POWER OUTLET

- GROUND FAULT SIMPLEX ELECTRICAL POWER OUTLET
- GROUND FAULT DUPLEX ELECTRICAL POWER OUTLET
- GROUND FAULT TRIPLEX ELECTRICAL POWER OUTLET
- GROUND FAULT QUADRAPLEX ELECTRICAL POWER OUTLET

- SPLIT WIRE, SWITCHED, DUPLEX ELECTRICAL POWER OUTLET
- SPLIT WIRE, SWITCHED, QUADRAPLEX ELECT'L POWER OUTLET

- SPECIAL PURPOSE OUTLET
- FLOOR MOUNTED ELECTRICAL POWER OUTLET

- WALL MOUNTED ELECT'L POWER JUNCTION BOX
- CEILING MOUNTED ELECTRICAL POWER JUNCTION BOX

- CLOCK (RECESSED) ELECT POWER OUTLET (PLAN VIEW)
- CLOCK (RECESSED) ELECT POWER OUTLET (ELEVATION VIEW)

SWITCHING DEVICES
- SWITCH
- THREE POLE SWITCH
- MULTIPLE POLE SWITCH (NUMBER INDICATES MULTIPLES)
- TIMER SWITCH
- MASTER SWITCH
- DOOR BELL SWITCH
- DIMMER SWITCH
- THREE POLE DIMMER SWITCH
- CONTROL/UTILITY PANEL
- EXISTING OUTLET/SWITCH (ELEV.)

SIGNAL:TELEPHONE - DATA - TV - COMMUNICATIONS
- WALL MOUNTED TELEPHONE
- FLOOR MOUNTED DATA OUTLET
- WALL MOUNTED DATA/PHONE OUTLET
- WALL MOUNTED DATA OUTLET
- FLOOR MOUNTED TELEPHONE
- WALL MOUNTED TELEVISION CABLE OUTLET
- FLOOR MOUNTED TELEVISION CABLE OUTLET
- WALL MOUNTED MICROPHONE OUTLET
- FLOOR MOUNTED MICROPHONE OUTLET
- WALL MOUNTED SPEAKER
- CEILING MOUNTED SPEAKER

LIGHTING FIXTURES
- SURFACE MOUNTED FIXTURE
- ACCENT LIGHT/WALL WASHER
- NEW RECESSED DOWNLIGHT
- NEW RECESSED SHOWER LIGHT
- SURFACE MOUNTED FLUORESCENT
- RECESSED FLUORESCENT

FIRE & LIFE SAFETY DEVICES
- WALL MOUNTED EXIT LIGHT
- CEILING MOUNTED EXIT LIGHT
- WALL MOUNTED SPRINKLER
- CEILING MOUNTED SPRINKLER
- WALL MOUNTED SMOKE DETECTOR
- CEILING MOUNTED SMOKE DETECTOR
- FIRE ALARM STATION
- AUDIO VISUAL ALARM DEVICE
- FIRE / SMOKE DETECTOR

NOTE: ALL LIFE SAFETY EQUIPMENT TO BE SPECIFIED AND LOCATED BY LIFE SAFETY CONTRACTOR IN FIELD.

HVAC - MECHANICAL
- WALL DIFFUSER
- THERMOSTAT
- RETURN AIR GRILLE
- SUPPLY AIR GRILLE
- EXHAUST VENT
- SLOT DIFFUSER

NOTE: REFER TO ENGINEER & LIGHTING DESIGNER DRAWINGS FOR ADDITIONAL SYMBOLS

GRAPHIC SYMBOLS

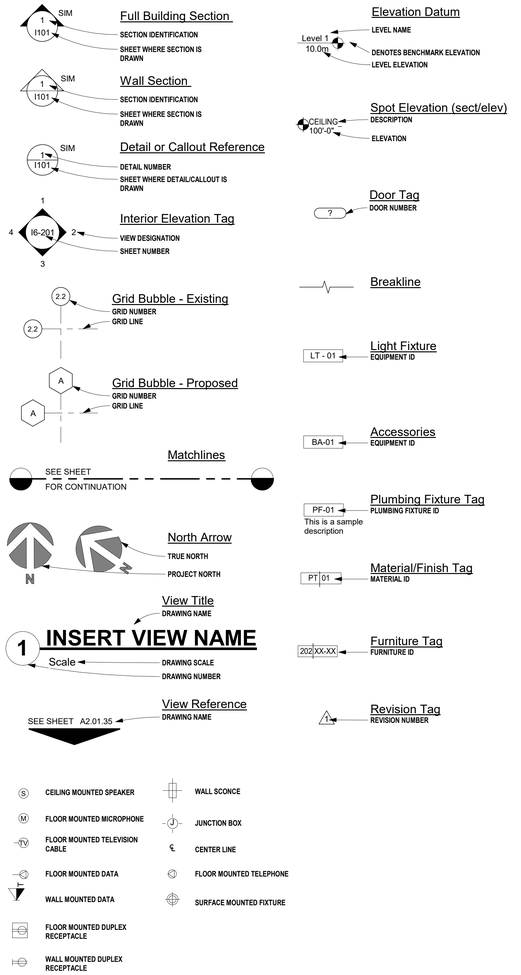

GENERAL NOTES

1 THE SCOPE OF WORK TO BE PERFORMED IS AS DESCRIBED IN THESE GENERAL NOTES, AND AS SHOWN ON THE ACCOMPANYING DRAWINGS, WITH FURTHER EXPLANATORY DETAILS AS REQUIRED. THE WORK SHALL INCLUDE ALL LABOR AND MATERIALS REQUIRED TO COMPLETE THE PROJECT AS INDICATED IN THE CONTRACT DOCUMENTS.

2 THE GENERAL CONTRACTOR SHALL NOTIFY THE OWNER AND DESIGNER IMMEDIATELY IF HE CANNOT COMPLY WITH ALL NOTES CALLED FOR THIS SHEET AND ALL OTHER WIMBERLY INTERIOR DRAWINGS OR SPECIFICATIONS.

3 ALL DESIGN DRAWINGS AND ALL CONSTRUCTION NOTES ARE COMPLEMENTARY, AND WHAT IS CALLED FOR BY EITHER WILL BE BINDING AS IF CALLED FOR BY ALL. ANY WORK SHOWN OR REFERRED TO ANY ONE SET OF DRAWINGS SHALL BE PROVIDED AS THOUGH SHOWN ON ALL RELATED DRAWINGS.

4 ALL WORK LISTED OR IMPLIED ON THE DESIGN DRAWING SHEETS OR NOTES SHOULD BE SUPPLIED OR INSTALLED BY THE GENERAL CONTRACTOR UNLESS OTHERWISE NOTED. HOWEVER, IT IS EXPECTED THAT THE GENERAL CONTRACTOR SHALL CLOSELY COORDINATE HIS WORK WITH OTHER CONTRACTORS WHO SUPPLY OR INSTALL ADDITIONAL ITEMS AND ASSURE ALL SCHEDULES ARE MET.

5 THE CONSTRUCTION NOTES AND DRAWINGS ARE SUPPLIED TO ILLUSTRATE THE DESIGN AND GENERAL TYPE OF CONSTRUCTION DESIRED AND ARE INTENDED TO IMPLY A PREMIUM QUALITY OF CONSTRUCTION, MATERIAL AND WORKMANSHIP THROUGHOUT.

6 UPON ACCEPTANCE OF DRAWINGS, THE GENERAL CONTRACTOR ASSUMES FULL RESPONSIBILITY FOR THE CONSTRUCTION, MATERIALS AND WORKMANSHIP OF THE PROJECT DESCRIBED IN THESE NOTES AND WILL BE EXPECTED TO COMPLY WITH THE SPIRIT AS WELL AS THE LETTER IN WHICH THEY WERE WRITTEN.

7 THE GENERAL CONTRACTOR SHALL MAINTAIN A CURRENT AND COMPLETE SET OF CONSTRUCTION DOCUMENTS ON SITE DURING ALL PHASES OF CONSTRUCTION FOR USE BY ALL TRADES OR SUB-CONTRACTORS.

8 THE GENERAL CONTRACTOR SHALL PROVIDE ALL NECESSARY PROTECTION FOR HIS WORK UNTIL TURNED OVER TO THE OWNER/CLIENT.

9 THE GENERAL CONTRACTOR SHALL SUBMIT ALL FABRICATION SHOP DRAWINGS, AND FIXTURE CATALOGUE CUT SHEETS TO THE DESIGNER FOR APPROVAL. ALL SHOP DRAWINGS AND CUTS SIGNED "APPROVED" SHALL SUPERSEDE ORIGINAL DRAWINGS IN DESIGN APPEARANCE ONLY. ID CONTRACTOR SHALL ASSUME RESPONSIBILITY FOR ERRORS/OMMISIONS IN THESE DRAWINGS.

10 PRIOR TO BEGINNING WORK, THE GENERAL CONTRACTOR SHALL PROVIDE WIMBERLY INTERIORS A CONSTRUCTION SCHEDULE SHOWING CHRONOLOGICAL PHASES OF HIS WORK AND ALL RELATED WORK FOR THE COMPLETION OF THE PROJECT. THIS SCHEDULE SHALL INDICATE ALL ORDERING LEAD TIME, LENGTH OF TIME FOR EACH PHASE, ITS START AND COMPLETION WITH A PROJECTED COMPLETION DATE.

11 THE GENERAL CONTRACTOR, HIS SUBCONTRACTORS OR ANY OTHER CONTRACTOR INVOLVED IN THIS PROJECT SHALL TAKE NOTE THAT ANY ADDITIONAL COST CAUSED BY DEFECTIVE WORK AS A RESULT OF BUT NOT LIMITED TO INTERIOR WORKMANSHIP OR MATERIALS, IMPROPER SCHEDULING OR DELINQUENT ORDERING SHALL BE BORNE BY THE PARTY RESPONSIBLE.

12 THE GENERAL CONTRACTOR SHALL FURNISH WEEKLY FIELD PROGRESS REPORTS TO THE DESIGNER FOR ALL PHASES OF CONSTRUCTION.

13 THE GENERAL CONTRACTOR SHALL FILE DRAWINGS WITH THE DEPARTMENT OF BUILDINGS, PAY FILLING FEE DEPOSIT AND OBTAIN APPROVALS AND PERMITS.

14 ALL CONSTRUCTION SHALL PER ALL APPLICABLE AND GOVERNING REGULATIONS, CODES AND AUTHORITIES.

15 ALL PLANS ARE DRAWN TO SCALE AND SHOULD BE PRINTED TO SCALE AND THEREFORE SHOULD NOT BE SCALED. REFER TO DIMENSIONS OR DESCRIPTIONS.

16 GENERAL CONTRACTOR SHALL FURNISH AND INSTALL ALL REQUIREMENTS TO COMPLY WITH FULL SAFETY STANDARDS.

17 GENERAL CONTRACTOR SHALL COORDINATE ALL WORK TO ALLOW ACCESSIBILITY AND USE OF ALL ADJACENT SPACES.

18 DURING CONSTRUCTION, EACH TRADE SHALL BE RESPONSIBLE FOR THE COST OF REPAIRING ANY DAMAGE CAUSED TO OR BY THEIR WORK.

19 REFER TO ARCHITECTURAL CONTRACT DOCUMENTS FOR ALL PERIMETER WALL DIMENSIONS. GENERAL CONTRACTOR TO VERIFY ALL DIMENSIONS, CONDITIONS, ETC., PRIOR TO BEGINNING THE CONSTRUCTION AND NOTIFY THE ARCHITECT AND DESIGNER IN WRITING OF ANY DISCREPANCIES. PROCEEDING WITH WORK SHALL CONSTITUTE ACCEPTANCE OF THE GENERAL CONTRACTOR THAT CONDITIONS ARE CORRECT, AND THE GENERAL CONTRACTOR SHALL ASSUME FULL RESPONSIBILITY.

20 ALL WRITTEN DIMENSIONS SHOULD HAVE PRECEDENCE OVER DRAWING SCALE. ALL DIMENSIONS ARE TO GRID LINE, FACE OF MASONRY OR FACE OF WALL FINISHES UNLESS OTHERWISE NOTED.

21 GENERAL CONTRACTOR TO VERIFY SIZE, LOCATION AND CHARACTERISTICS OF ALL MECHANICAL AND ELECTRICAL EQUIPMENT AND OPENINGS BEFORE CONSTRUCTION AND NOTIFY ENGINEER OF ANY DISCREPANCIES. GENERAL CONTRACTOR TO VERIFY ALL LOCATIONS OF OWNER FURNISHED EQUIPMENT AND PREPARE ALL SURFACES ACCORDINGLY.

22 "TYPICAL" MEANS TYPICAL FOR ALL SIMILAR CONDITIONS UNLESS NOTED OTHERWISE.

23 "ALIGN" MEANS THAT SIMILAR COMPONENTS OF CONSTRUCTION (E.G. WALLS, DOOR JAMBS, ETC.) SHALL ALIGN ACROSS VOIDS OR WITH EXISTING WALL, EDGE, OR CENTER LINE.

24 THE GENERAL CONTRACTOR SHALL PROVIDE ALL NECESSARY BLOCKING, BACKING, FRAMING, HANGERS OR OTHER SUPPORT FOR FIXTURES, EQUIPMENT, FURNISHINGS AND ALL ITEMS REQUIRING SAME. WHERE IT IS DEEMED NECESSARY TO ENSURE STABILITY, CONTRACTOR SHALL PROVIDE ADDITIONAL ANCHORING AND/OR BLOCKING IN STUD PARTITION FOR MILLWORK AND ARTWORK. ALL SURFACE BLOCKING IS BY MILLWORK CONTRACTOR.

25 GENERAL CONTRACTORS AND ALL SUBCONTRACTORS TO CLEAN ALL AREAS DURING AND AFTER CONSTRUCTION AND MAKE READY FOR OTHER FOLLOWING TRADES. AT FINAL PHASE, LEAVE AREA CLEAN FOR MOVE-IN.

26 ALL WALL ANGLES SHALL BE EITHER 90 OR 45 DEGREES UNLESS NOTED OTHERWISE.

27 ALL WOOD VENEERS, PLYWOOD, MILLWORK, AND BLOCKING SHALL BE FIRE RETARDANT, TREATED WOOD WITH FLAME SPREAD NO GREATER THAN 200 OR HIGHER GOVERNING STANDARD AND SHALL BEAR, PRIOR TO INSTALLATION, THE IDENTIFICATION OF AN APPROVED TESTING OR INSPECTION AGENCY CLEARLY SHOWING THE PERFORMANCE RATING OF THE PRODUCT.

28 REFER TO DRAWING DOCUMENTS AND SPECIFICATIONS FOR ALL DETAILS.

29 ARCHITECT TO COORDINATE LOCATIONS OF ANY SPRINKLER HEAD, SPEAKERS OR SPECIALTY ITEMS LOCATED ON THE REFLECTED CEILING PLAN WITH THE INTERIOR DESIGN DRAWINGS.

30 GENERAL CONTRACTOR IS TO SUBMIT CATALOGUE CUT SHEETS FOR ALL VISIBLE ELECTRICAL EQUIPMENT, SPECIFICALLY, LIGHTING FIXTURES, SWITCHES, BUZZERS, BUTTONS, DIMMERS, SPECIAL PLATES, GANG PLATES AND OTHER EQUIPMENT.

31 ALL FLOOR MOUNTED J-BOXES TO HAVE METAL CARPET PLATES AND COVER PLATES FLUSH MOUNTED UNLESS OTHERWISE NOTED AND FINISH TO BE PER INTERIOR DESIGN DRAWINGS.

32 GENERAL CONTRACTOR TO PROVIDE SHOP DRAWINGS ON ALL HANDRAILS, MILLWORK, MARBLE OR ANY OTHER SPECIALTY ITEMS FOR APPROVAL BY INTERIOR DESIGNER PRIOR TO PURCHASING AND MANUFACTURE.

33 ALL PLUMBING FIXTURES TO BE PROVIDED AND INSTALLED BY GENERAL CONTRACTOR. GENERAL CONTRACTOR TO COORDINATE WITH MILLWORK CONTRACTOR TO PROVIDE CUTOUTS AS REQUIRED.

34 GENERAL CONTRACTOR TO VERIFY WITH OWNER METHOD AND DISPOSAL OF DEMOLITION MATERIALS (IF APPLICABLE).

35 THESE DESIGN DOCUMENTS ARE INTENDED TO BE A REPRESENTATION OF THE DESIGN INTENT. THEY IN NO WAY, REPRESENT A COMPLETE MILLWORK PACKAGE NOR DETAILED SHOP DRAWINGS.

36 REFER TO ARCHITECTURAL DOCUMENTS FOR BUILDING EXTERIOR AND ADDITIONAL BACK OF HOUSE (BOH) INFORMATION AND SPECIFICATIONS. REFER TO ARCHITECTURAL DOCUMENTS FOR ALL DOOR AND HARDWARE SPECIFICATIONS AND LOCATIONS.

37 ALL MILLWORK NOTED SHALL BE STAINED OR LACQUERED, THE FINISH IS THE RESPONSIBILITY OF THE MILLWORK SUBCONTRACTOR. ALL FINISHES TO BE SHOP FINISHED.

38 ALL PAINTED HARDWOOD TRIM AND MILLWORK TO BE PAINTED WITH SEMIGLOSS FINISH UNLESS OTHERWISE NOTED. ALL FINISHES TO BE SHOP FINISHED.

39 ALL WALL COVERINGS ARE PURCHASED BY FF&E PROCUREMENT AGENT/DEPARTMENT AND INSTALLED BY ID CONTRACTOR.

40 ALL SCONCES ARE TO BE PURCHASED BY OWNER AND INSTALLED BY GENERAL CONTRACTOR.

41 LOUD SPEAKERS, BAFFLES, AIR GRILLES, SLOTS DIFFUSERS, ACCESS PANELS, FIRE CABINETS, COVER PLATES, SPRINKLER HEADS, ESCUTCHEONS, ARCH LIGHT FIXTURES, TRIMS AND VENTS ARE TO BE PAINTED TO MATCH ADJACENT SURFACES IN SEMIGLOSS FINISH (BY MANUFACTURER) UNLESS OTHERWISE NOTED.

42 MARBLE OR STONE TRESHOLDS IN ALL PUBLIC AREAS, GUESTROMS ENTRIES AND GUESTROOM BATHS TO BE SUPPLIED AND INSTALLED BY GENERAL CONTRACTOR.

43 SHOP DRAWINGS SHALL BE PROVIDED AS REQUIRED FOR MILLWORK/CUSTOM AND METAL INTERIOR ARCHTECTURAL DETAILS.

44 ERRORS, AMBIGUITIES, AND OMISSIONS: ANY ERRORS, AMBIGUITIES AND/OR OMISSIONS IN DRAWINGS AND SPECIFICATIONS SHALL BE REPORTED TO THE OWNER AND DESIGNER FOR CORRECTION BEFORE ANY PART OF THE WORK INVOLVED BEGINS. UNLESS OTHERWISE EXPRESSLY STIPULATED, NO ADDITIONAL ALLOWANCES WILL BE MADE IN THE CONTRACTOR'S FAVOR DUE TO ERRORS, AMBIGUITIES AND/OR OMISSIONS WHICH SHOULD HAVE BEEN DISCOVERED DURING THE PREPARATION OF THE BID AND DIRECTED TO THE ATTENTION OF THE OWNER AND/OR OWNER'S AGENT. REFER TO ARCHITECTURAL DOCUMENTS AND DRAWINGS FOR SPECIFICATIONS.

45 DESIGNER WILL PROVIDE, UPON WRITTEN REQUEST, CLARIFICATION OF DRAWINGS WITH THE FIELD CONDITIONS. DESIGNER WILL NOT MAKE EXHAUSTIVE, PERIODIC OR CONTINUOS ON-SITE INSPECTIONS OR OBSERVATIONS TO CHECK THE QUALITY OR QUANTITY OF CONTRACTOR'S WORK OR FOR CONTRACTOR'S COMPLIANCE WITH THE PLANS AND SPECIFICATIONS. DESIGNER HAS NOT RESPONSIBILITY FOR OR CONTROL OVER CONSTRUCTION MEANS, METHODS, TECHNIQUES, SEQUENCES OR PROCEDURES, OR SAFETY PRECAUTIONS AND PROGRAMS IN CONNECTION WITH THE WORK. DESIGNER HAS NO RESPONSIBILITY FOR ANY FAILURE BY THE CONTRACTOR TO CARRY OUT THE WORK IN ACCORDANCE WITH THE CONTRACT DOCUMENTS AND IS NOT RESPONSIBLE TO INSURE COMPLIANCE WITH THE CONTRACT DOCUMENTS. DESIGNER HAS NO RESPONSIBILITY FOR OR CONTROL OR CHARGE OVER, ANY ACTS OR OMISSIONS OF THE CONTRACTOR, SUBCONTRACTORS OR ANY OF THEIR AGENTS OR EMPLOYEES, OTHER DESIGN PROFESSIONALS, OR ANY OTHER PERSONS PERFORMING ANY WORK AT THE SITE.

46 DESIGNER MAY TRANSMIT ELECTRONIC REVIT FILES FOR CONTRACTOR'S CONVENIENCE AND REFERENCE ON THIS PROJECT. THESE FILES ARE FOR CONTRACTOR'S USE IN REVIEWING THE CONSTRUCTION DOCUMENTS, CREATING SHOP DRAWING, AND/OR AS A CONVENIENCE TO RUN PRINTS CLOSER TO THE CONSTRUCTION SITE. DESIGNER EXPRESSLY RESERVES ITS COMMON LAW COPYRIGHT AND OTHER PROPERTY RIGHTS FOR THE INFORMATION AND DRAWINGS CONTAINED IN THESE FILES. THESE FILES ARE NOT TO BE CHANGED OR TO BE ASSIGNED TO ANY THIRD PARTY, WITHOUT FIRST OBTAINING THE EXPRESSED WRITTEN PERMISSION AND CONSENT OF DESIGNER. THESE FILES ARE NOT TO BE USED BY CONTRACTOR FOR THE CONSTRUCTION OF OTHER PROJECTS OR EXTENSIONS TO THIS PROJECT, EXCEPT AS PROVIDED FOR IN THIS AGREEMENT. SHOULD THESE FILES NOT BE CLEARLY AND COMPLETELY TRANSLATED WHEN DOWNLOADED, DESIGNER IS TO BE NOTIFIED AT ONCE FOR CORRECTIONS. ANY CHANGES, MODIFICATIONS OR OMISSIONS MADE TO THESE FILES OR CAUSED TO BE MADE BY CONTRACTOR'S USE OF THESE FILES SHALL NEGATE ANY PROFESSIONAL OR CONTRACTUAL RESPONSIBILITY OR LIABILITY THAT MAY EXIST ON THE PART OF DESIGNER. IN THE EVENT OF A CONFLICT BETWEEN THE HARD-COPY CONSTRUCTION DOCUMENTS, AND ANY ELECTRONICALLY TRANSMITTED REVIT FILES, THE HARD-COPY CONSTRUCTION DOCUMENTS SHALL GOVERN AND CONTROL. BECAUSE THE DATA STORED IN THE ELECTRONIC MEDIA FORM CAN BE ALTERED, EITHER INTENTIONALLY, UN-INTENTIONALLY, BY TRANSCRIPTION, MACHINE ERROR, ENVIRONMENT FACTORS, OR BY OPERATIONS, IT IS AGREED THAT THE CONTRACTOR SHALL INDEMNIFY, DEFEND, SAVE HARMLESS DESIGNER FROM AND AGAINST ANY AND ALL CLAIMS, LIABILITIES, DAMAGES, LOSSES AND COSTS, INCLUDING BUT NOT LIMITED TO COSTS OF DEFENSE, ARISING OUT OF CHANGES OR MODIFICATION OF THE DATA IN ELECTRONIC MEDIA FORM IN THE CONTRACTOR'S POSSESSION OR RELEASED TO OTHERS BY THE CONTRACTOR.

47 FOR ANY ADDITIONAL CLARIFICATION GENERAL CONTRACTOR TO REFER BIM EXECUTION PLAN (BEP).

Wimberly INTERIORS
a design studio of WATG
strategy planning architecture landscape interiors
new york | NY | 212 274 2626 watg.com

ROYAL BLUE HOSPITALITY, LLC
PO BOX 9832
SAN JUAN, PR 00908
PUERTO RICO

client | consultant

stamp | approval

key plan

90% CD SET - MAIN LOBBY WAITING & RETAIL | FEB 04, 2022 |

no.	date	issue

issues | revisions

EL CONQUISTADOR RESORT
1000 EL CONQUISTADOR AVENUE
FAJARDO, PR 00738-3711
PUERTO RICO

project logo

BUILDING #1 MAIN BUILDING (MB) - GENERAL NOTES
sheet title

project no. 195056 date 10/14/20

checked by: MC
drawn by: AR

B1
component

I-001
sheet no.

2/7/2022 11:04:20 AM
The original size of this drawing is 30"x42"
Copyright © 2011 WATG. All rights reserved.

DRAWING SHEET INDEX

BUILDING #1 - MAIN BUILDING - SHEET INDEX

BUILDING #	SHEET #	SHEET NAME	2020-10-22 DD SET - MAIN POOL & MIRRADOR TERRACE	2020-11-06 DD SET - MAIN POOL & MIRRADOR TERRACE	2020-11-25 DD SET - ELEVATORS	2021-01-11 DD SET - MIRRADOR TERRACE	2021-01-22 DD SET - SPLASH BAR	2021-01-29 DD SET - CAFE BELLA VISTA	2021-02-19 DD SET - MAIN POOL & POOL RESTROOMS	2021-03-05 CD SET - MIRADOR TERRACE	2021-03-19 100% CD SET - MAIN BUILDING PHASE 1	2021-05-17 100% CD SET - MAIN BUILDING PHASE 1 REV 2	2021-09-24 90% DD SET - MAIN BUILDING PUBLIC AREAS PHASE 2	2021-10-15 100% DD Set - MAIN BUILDING PUBLIC AREAS PHASE 2	2021-12-03 90% CD SET - GRAND CARIBBEAN BALLROOM	2021-13 25% CD SET - MAIN BUILDING PUBIC AREAS PHASE 2	2022-01-07 90& CD Set - CONVENTION CENTER GRAND CARIBBEAN WING REV 2	2022-01-14 90% CD SET - CONVENTION CENTER GRAND ATLANTIC WING	2022-01-21 90% CD - MAIN BUILDING MEZZANINE MEETING ROOMS	2022-02-04 90% CD SET - MAIN BUILDING MAIN LOBBY & RETAIL
B1	I-000	BUILDING #1 MAIN BUILDING (MB) -COVER SHEET	*	*	*	*	*	*	*	*	*	*	*		*	*	*	*	*	*
B1	I-001	BUILDING #1 MAIN BUILDING (MB) - GENERAL NOTES	*	*	*	*	*	*	*	*	*	*	*		*	*	*	*	*	*
B1	I-002	BUILDING #1 MAIN BUILDING (MB) - SHEET INDEX	*	*	*	*	*	*	*	*	*	*	*	*	*	*	*	*	*	*
B1	I-003	BUILDING #1 MAIN BUILDING (MB) - FINISH SCHEDULE			*	*	*	*	*	*	*	*	*		*	*	*	*	*	*
B1	I-003.1	BUILDING #1 MAIN BUILDING (MB) - FINISH SCHEDULE											*					*	*	*
B1	I-004	BUILDING #1 MAIN BUILDING (MB) - LIGHTING, HARDWARE, PLUMBING FIXTURES & BATHROOM ACCESSORIES									*	*	*		*	*	*	*	*	*
B1	I-006	BUILDING #1 MAIN BUILDING (MB) - SCHEDULES											*	*				*	*	*
B1	I-100	BUILDING #1 MAIN BUILDING (MB) - OVERALL MAIN LEVEL KEY PLAN	*	*	*		*			*	*	*	*		*	*	*	*		*
B1	I-101	BUILDING #1 MAIN BUILDING (MB) - OVERALL MAIN POOL KEY PLAN									*	*	*							
B1	I-102	BUILDING #1 MAIN BUILDING (MB) - OVERALL 2ND & 3RD LEVEL KEY PLANS	*	*	*	*		*		*	*	*	*			*		*	*	
B1	I-150	BUILDING #1 MAIN BUILDING (MB) - UPPER MAIN POOL ENLARGED KEY PLAN	*	*					*		*	*								
B1	I-151	BUILDING #1 MAIN BUILDING (MB) - LOWER MAIN POOL ENLARGED KEY PLAN	*	*					*		*	*								
B1	I-152	BUILDING #1 MAIN BUILDING (MB) - WEDDING PAVILION ENLARGED KEY PLAN	*	*					*		*	*								
B1	I-153	BUILDING #1 MAIN BUILDING (MB) - MIRADOR TERRACE ENLARGED KEY PLAN	*	*		*				*	*	*								
B1	I-154	BUILDING #1 MAIN BUILDING (MB) - CAFE BELLA VISTA KEY PLAN						*			*	*								
B1	I-155	BUILDING #1 MAIN BUILDING (MB) - SPLASH BAR KEY PLAN					*				*	*								
B1	I-156	BUILDING #1 MAIN BUILDING (MB) - POOL RESTROOMS & POOL CABANA ENLARGED KEY PLAN							*		*	*								
B1	I-157	BUILDING #1 MAIN BUILDING (MB) - HOTEL LOBBY KEY PLAN											*	*		*				*
B1	I-158	BUILDING #1 MAIN BUILDING (MB) - LOBBY WAITING AREA KEY PLAN											*	*		*				*
B1	I-159	BUILDING #1 MAIN BUILDING (MB) - HOTEL ATRIUM KEY PLAN											*	*		*				*
B1	I-160	BUIILDNG #1 MAIN BUILDING (MB) - CONVENTION CENTER GRAND CARIBBEAN WING KEY PLAN											*	*	*	*	*			
B1	I-161	BUILDING #1 MAIN BUILDING (MB) - CONVENTION CENTER GRAND ATLANTIC WING KEY PLAN											*	*		*		*		
B1	I-162	BUILDING #1 MAIN BUILDING (MB) - CONVENTION CENTER MEZZANINE MEETING AREAS KEY PLAN											*	*		*		*		
B1	I-163	BUILDING #1 MAIN BUILDING (MB) - MEETING ROOMS AT MEZZANINE LEVEL KEY PLAN														*			*	
B1	I-164	BUILDING #1 MAIN BUILDING (MB) - POINSETTIA & MAGNOLIA BOARDROOMS KEY PLAN														*			*	
B1	I-165	BUILDING #1 MAIN BUILDING (MB) - PABLO CASALS PREFUNCTION KEY PLAN														*			*	
B1	I-166	BUILDING #1 MAIN BUILDING (MB) - PABLO CASALS BOARDROOM KEY PLAN												*		*			*	
B1	I-167	BUILDING #1 MAIN BUILDING (MB) - MAIN LOBBY PUBLIC STROOMS KEY PLAN												*		*				*
B1	I-168	BUILDING #1 MAIN BUILDING (MB) - MEZZANINE LEVEL PUBLIC RESTROOMS KEY PLAN												*		*			*	
B1	I-169	BUILDING #1 MAIN BUILDING (MB) - CONVENTION CENTER PUBLIC RESTROOMS KEY PLAN																*		
B1	I-171	BUILDING #1 MAIN BUILDING (MB) - RETAIL CORRIDOR KEY PLAN																		*
B1	I-253	NOT USED								*	*	*								
B1	I-254	BUILDING #1 MAIN BUILDING (MB) - CAFE BELLA VISTA FLOOR FINISH PLAN						*			*	*								
B1	I-255	BUILDING #1 MAIN BUILDING (MB) - SPLASH BAR FLOOR FINISH PLAN					*				*	*								
B1	I-256	BUILDING #1 MAIN BUILDING (MB) - POOL RESTROOMS & POOL CABANA FINISH PLAN							*		*	*								
B1	I-257	BUILDING #1 MAIN BUILDING (MB) - HOTEL LOBBY FLOOR FINISH PLAN											*	*		*				*
B1	I-258	BUILDING #1 MAIN BUILDING (MB) - LOBBY WAITING AREA FLOOR FINISH PLAN											*	*		*				*
B1	I-259	BUILDING #1 MAIN BUILDING (MB) - HOTEL ATRIUM FLOOR FINISH PLAN											*	*		*				*
B1	I-260	BUILDING #1 MAIN BUILDING (MB) - CONVENTION CENTER GRAND CARIBBEAN WING FLOOR FINISH PLAN											*	*	*	*	*			
B1	I-261	BUILDING #1 MAIN BUILDING (MB) - CONVENTION CNETER GRAND ATLANTIC WING FLOOR FINISH PLAN											*	*		*		*		
B1	I-262	BUILDING #1 MAIN BUILDING (MB) - CONVENTION CENTER MEZANINE MEETING AREAS FLOOR FINISH PLAN											*	*		*		*		
B1	I-263	BUILDING #1 MAIN BUILDING (MB) - MEETING ROOMS AT MEZAINE LEVEL FLOOR FINISH PLAN														*			*	
B1	I-264	BUILDING #1 MAIN BUILDING (MB) - BOARDROOMS MAGNOLIA & POINSETTA FLOOR FINISH PLAN														*			*	
B1	I-265	BUILDING #1 MAIN BUILDING (MB) - PABLO CASALS PREFUNCTION FLOOR FINISH PLAN														*			*	
B1	I-266	BUILDING #1 MAIN BUILDING (MB) - BOARDROOM PABLO CASALS FLOOR FINISH PLAN														*			*	
B1	I-267	BUILDING #1 MAIN BUILDING (MB) - MAIN LOBBY PUBLIC RESTROOMS FLOOR FINISH PLAN												*		*				*
B1	I-268	BUILDING #1 MAIN BUILDING (MB) - MEZZANINE LEVEL PUBLIC RESTROOMS FLOOR FINISH PLAN												*		*			*	
B1	I-269	BUILDING #1 MAIN BUILDING (MB) - CONVENTION CENTER PUBLIC RESTROOMS FLOOR FINISH PLAN																*		
B1	I-271	BUILDING #1 MAIN BUILDING (MB) - RETAIL CORRIDOR FLOOR FINISH PLAN																		*
B1	I-350	BUILDING #1 MAIN BUILDING (MB) - UPPER MAIN POOL ELECTRICAL PLAN	*	*					*		*	*								
B1	I-352	BUILDING #1 MAIN BUILDING (MB) - WEDDING PAVILION ELECTRICAL PLAN	*	*					*		*	*								
B1	I-353	BUILDING #1 MAIN BUILDING (MB) - MIRADOR TERRACE ELECTRICAL PLAN	*	*		*				*	*	*								
B1	I-354	BUILDING #1 MAIN BUILDING (MB) - CAFE BELLA VISTA ELECTRICAL PLAN						*			*	*								
B1	I-355	BUILDING #1 MAIN BUILDING (MB) - SPLASH BAR ELECTRICAL PLAN					*				*	*								
B1	I-356	BUILDING #1 MAIN BUILDING (MB) - POOL RESTROOMS & POOL CABANA ELECTRICAL PLAN							*		*	*								
B1	I-357	BUILDING #1 MAIN BUILDING (MB) - MAIN LOBBY ELECTRICAL PLAN											*	*		*				*
B1	I-358	BUILDING #1 MAIN BUILDING (MB) - LOBBY RETAIL WAITING AREA ELECTRICAL PLAN											*	*		*				*
B1	I-359	BUILDING #1 MAIN BUILDING (MB) - HOTEL ATRIUM ELECTRICAL PLAN											*	*		*				*
B1	I-360	BUILDING #1 MAIN BUILDING (MB) - CONVENTION CENTER GRAND CARIBBEAN WING ELECTRICAL PLAN											*	*	*	*	*			
B1	I-361	BUILDING #1 MAIN BUILDING (MB) - CONVENTION CENTER GRAND ATLANTIC WING ELECTRICAL PLAN											*	*		*		*		
B1	I-362	BUILDING #1 MAIN BUILDING (MB) - CONVENTION CENTER MEZZANINE MEETING AREAS ELECTRICAL PLANS											*	*		*		*		
B1	I-363	BUILDING #1 MAIN BUILDING (MB) - MEETING ROOMS AT MEZZANINE LEVEL ELECTRICAL PLAN														*			*	
B1	I-364	BUILDING #1 MAIN BUILDING (MB) - BOARDROOMS MAGNOLIA & POINSETTA ELECTRICAL PLAN														*			*	
B1	I-365	BUILDING #1 MAIN BUILDING (MB) - PABLO CASALS PREFUNCTION ELECTRICAL PLAN														*			*	
B1	I-366	BUILDING #1 MAIN BUILDING (MB) - BOARDROOM PABLO CASALS ELECTRICAL PLAN														*			*	
B1	I-367	BUILDING #1 MAIN BUILDING (MB) - MAIN LOBBY PUBLIC RESTROOMS ELECTRICAL PLAN												*		*				*
B1	I-368	BUILDING #1 MAIN BUILDING (MB) - MEZZANINE LEVEL PUBLIC RESTROOMS ELECTRICAL PLAN												*		*			*	
B1	I-369	BUILDING #1 MAIN BUILDING (MB) - CONVENTION CENTER PUBLIC RESTROOMS ELECTRICAL PLAN																*		
B1	I-370	BUILDING #1 MAIN BUILDING (MB) - BAR 21 ELECTRICAL PLAN																		
B1	I-371	BUILDING #1 MAIN BUILDING (MB) - RETAIL CORRIDOR ELECTRICAL PLAN																		*
B1	I-450	BUILDING #1 MAIN BUILDING (MB) - UPPER MAIN POOL REFLECTED CEILING PLAN	*	*					*		*	*								
B1	I-451	BUILDING #1 MAIN BUILDING (MB) - LOWER POOL RELFECTED CEILING PLAN									*	*								
B1	I-452	BUILDING #1 MAIN BUILDING (MB) - WEDDING PAVILION REFLECTED CEILING PLAN	*	*					*		*									
B1	I-453	BUILDING #1 MAIN BUILDING (MB) - MIRADOR TERRACE REFLECTED CEILING PLAN	*	*		*			*	*	*	*								
B1	I-454	BUILDING #1 MAIN BUILDING (MB) - CAFE BELLA VISTA REF. CLG. PLAN						*			*	*								
B1	I-455	BUILDING #1 MAIN BUILDING (MB) - SPLASH BAR REFLECCTED CEILING PLAN					*				*	*								
B1	I-456	BUILDING #1 MAIN BUILDING (MB) - POOL RESTROOMS & POOL CABANA REFLECTED CEILING PLAN							*		*	*								
B1	I-457	BUILDING #1 MAIN BUILDING (MB) - MAIN LOBBY REFLECTED CEILING PLAN											*	*		*				*
B1	I-458	BUILDING #1 MAIN BUILDING (MB) - LOBBY RETAIL WAITING AREA REFLECT CEILING PLAN											*	*		*				*
B1	I-459	BUILDING #1 MAIN BUILDING (MB) - HOTEL ATRIUM REFLECTED CEILING PLAN											*	*		*				*
B1	I-460	BUILDING #1 MAIN BUILDING (MB) - CONVENTION CENTER GRAND CARIBBEAN WING REFLECTED CEILING PLAN											*	*	*	*	*			
B1	I-461	BUILDING #1 MAIN BUILDING (MB) - CONVENTION CENTER GRAND ATLANTIC WING REFLECTED CEILING PLAN											*	*		*		*		
B1	I-462	BUILDING #1 MAIN BUILDING (MB) - CONVENTION CENTER MEZZANINE MEETING AREAS REFLECTED CEILILNG PLAN											*	*		*		*		
B1	I-463	BUILDING #1 MAIN BUILDING (MB) - MEETING ROOMS AT MEZZAMINE LEVEL REFLECTED CEILING PLAN														*			*	
B1	I-464	BUILDING #1 MAIN BUILDING (MB) - BOARDROOMS MAGNOLIA & POINSETTIA REFLECTED CEILING PLAN														*			*	
B1	I-465	BUILDING #1 MAIN BUILDING (MB) - PABLO CASALS PREFUNCTION REFLECTED CEILING PLAN														*			*	
B1	I-466	BUILDING #1 MAIN BUILDING (MB) - BOARDROOM PABLO CASALS REFLECTED CEILING PLAN														*			*	
B1	I-467	BUILDING #1 MAIN BUILDING (MB) - MAIN LOBBY PUBLIC RESTROOMS REFLECTED CEILING PLAN														*				*
B1	I-468	BUILDING #1 MAIN BUILDING (MB) - MEZZANINE LEVEL PUBLIC RESTROOMS REFLECTED CEILING PLAN														*			*	
B1	I-469	BUILDING #1 MAIN BUILDING (MB) - CONVENTION CENTER PUBLIC RESTROOMS REFLECTED CEILING PLAN																*		
B1	I-470	BUILDING #1 MAIN BUILDING (MB) - BAR 21 REFLECTED CEILING PLAN																		
B1	I-471	BUILDING #1 MAIN BUILDING (MB) - RETAIL CORRIDOR REFLECTED CEILING PLAN																		*
B1	I-500	BUILDING #1 MAIN BUILDING (MB) - OVERALL MAIN LEVEL FF&E PLAN	*	*							*	*	*							*
B1	I-501	BUILDING #1 MAIN BUILDING (MB) - OVERALL 2ND AND 3RD LEVEL FF&E PLANS	*	*							*	*	*							
B1	I-550	BUILDING #1 MAIN BUILDING (MB) - UPPER MAIN POOL FF&E PLAN	*	*					*		*	*								
B1	I-551	BUILDING #1 MAIN BUILDING (MB) - LOWER MAIN POOL FF&E PLAN	*	*					*		*	*								
B1	I-552	BUILDING #1 MAIN BUILDING (MB) - WEDDING PAVILION FF&E PLAN	*	*					*		*	*								
B1	I-553	BUILDING #1 MAIN BUILDING (MB) - MIRADOR TERRACE FF&E PLAN	*	*		*				*	*	*								
B1	I-554	BUILDING #1 MAIN BUILDING (MB) - CAFE BELLA VISTA FF&E PLAN						*			*	*								
B1	I-555	BUILDING #1 MAIN BUILDING (MB) - SPLASH BAR FF&E PLAN					*				*	*								
B1	I-556	BUILDING #1 MAIN BUILDING (MB) - POOL RESTROOMS & POOL CABANA FF&E PLAN							*		*	*								
B1	I-557	BUILDING #1 MAIN BUILDING (MB) - MAIN LOBBY FF&E PLAN											*	*		*				*
B1	I-558	BUILDING #1 MAIN BUILDING (MB) - LOBBY RETAIL WAITING AREA FF&E PLAN											*	*		*				*
B1	I-559	BUILDING #1 MAIN BUILDING (MB) - HOTEL ATRIUM FF&E PLAN											*	*		*				*
B1	I-560	BUILDING #1 MAIN BUILDING (MB) - CONVENTION CENTER GRAND CARIBBEAN WING FF&E PLAN											*	*	*	*	*			
B1	I-561	BUILDING #1 MAIN BUILDING (MB) - CONVENTION CENTER GRAND ATLANTIC WING FF&E PLAN											*	*		*		*		
B1	I-562	BUILDING #1 MAIN BUILDING (MB) - CONVENTION CENTER MEZZANINE MEETING AREA FF&E PLAN											*	*		*		*		
B1	I-563	BUILDING #1 MAIN BUILDING (MB) - MEETING ROOMS AT MEZZANINE LEVEL FF&E PLAN														*			*	

BUILDING #1 - MAIN BUILDING - SHEET INDEX

BUILDING #	SHEET #	SHEET NAME	2020-10-22 DD SET - MAIN POOL & MIRRADOR TERRACE	2020-11-06 DD SET - MAIN POOL & MIRRADOR TERRACE	2020-11-25 DD SET - ELEVATORS	2021-01-11 DD SET - MIRRADOR TERRACE	2021-01-22 DD SET - SPLASH BAR	2021-01-29 DD SET - CAFE BELLA VISTA	2021-02-19 DD SET - MAIN POOL & POOL RESTROOMS	2021-03-05 CD SET - MIRADOR TERRACE	2021-03-19 100% CD SET - MAIN BUILDING PHASE 1	2021-05-17 100% CD SET - MAIN BUILDING PHASE 1 REV 2	2021-09-24 90% DD SET - MAIN BUILDING PUBLIC AREAS PHASE 2	2021-10-15 100% DD Set - MAIN BUILDING PUBLIC AREAS PHASE 2	2021-12-03 90% CD SET - GRAND CARIBBEAN BALLROOM	2021-13 25% CD SET - MAIN BUILDING PUBIC AREAS PHASE 2	2022-01-07 90& CD Set - CONVENTION CENTER GRAND CARIBBEAN WING REV 2	2022-01-14 90% CD SET - CONVENTION CENTER GRAND ATLANTIC WING	2022-01-21 90% CD - MAIN BUILDING MEZZANINE MEETING ROOMS	2022-02-04 90% CD SET - MAIN BUILDING MAIN LOBBY & RETAIL
B1	I-564	BUILDING #1 MAIN BUILDING (MB) - BOARDROOMS MAGNOLIA & POISETTIA FF&E PLAN														*			*	
B1	I-565	BUILDING #1 MAIN BUILDING (MB) - PABLO CASALS PREFUNCTION FF&E PLAN														*			*	
B1	I-566	BUILDING #1 MAIN BUILDING (MB) - BOARDROOM PABLO CASALS FF&E PLAN														*			*	
B1	I-567	BUILDING #1 MAIN BUILDING (MB) - MAIN LOBBY PUBLIC RESTROOMS FF&E PLAN														*				*
B1	I-568	BUILDING #1 MAIN BUILDING (MB) - MEZZANINE LEVEL PUBLIC RESTROOMS FF&E PLAN														*			*	
B1	I-569	BUILDING #1 MAIN BUILDING (MB) - CONVENTION CENTER PUBLIC RESTROOMS FF&E PLAN																*		
B1	I-571	BUILDING #1 MAIN BUILDING (MB) - RETAIL CORRIDOR FF&E PLAN																		*
B1	I-600	BUILDING #1 MAIN BUILDING (MB) - MIRRADOR TERRACE ELEVATIONS				*		*		*	*	*								
B1	I-601	BUILDING #1 MAIN BUILDING (MB) - CAFE BELLA VISTA ELEVATIONS						*			*	*								
B1	I-602	BUILDING #1 MAIN BUILDING (MB) - CAFE BELLA VISTA ELEVATIONS									*	*								
B1	I-603	BUILDING #1 MAIN BUILDING (MB) - SPLASH BAR ELEVATIONS					*				*	*								
B1	I-604	BUILDING #1 MAIN BUILDING (MB) - SPLASH BAR ELEVATIONS					*				*	*								
B1	I-605	BUILDING #1 MAIN BUILDING (MB) - SPLASH BAR ELEVATIONS					*				*	*								
B1	I-606	BUILDING #1 MAIN BUILDING (MB) - UPPER POOL WOMENS RESTROOM ELEVATIONS							*		*									
B1	I-607	BUILDING #1 MAIN BUILDING (MB) - UPPER POOL MENS RESTROOM ELEVATIONS							*		*									
B1	I-608	BUILDING #1 MAIN BUILDING (MB) - LOWER POOL WOMENS RESTROOM ELEVATIONS							*		*									
B1	I-609	BUILDING #1 MAIN BUILDING (MB) - LOWER POOL MENS RESTROOM ELEVATIONS							*		*									
B1	I-610	BUILDING #1 MAIN BUILDING (MB) - MAIN POOL CABANA ELEVATONS									*									*
B1	I-620	BUILDING #1 MAIN BUILDING (MB) - MAIN LOBBY ELEVATIONS											*	*		*				*
B1	I-620.1	BUILDING #1 MAIN BUILDING (MB) - MAIN LOBBY ELEVATIONS																		*
B1	I-621	BUILDING #1 MAIN BUILDING (MB) - MAIN LOBBY ELEVATIONS											*	*		*				*
B1	I-621.1	BUILDING #1 MAIN BUILDING (MB) - WAITING AREA ELEVATIONS																		*
B1	I-621.2	BUILDING #1 MAIN BUILDING (MB) - WAITING AREA ELEVATIONS																		*
B1	I-622	BUILDING #1 MAIN BUILDING (MB) - HOTEL ATRIUM ELEVATIONS												*		*				*
B1	I-623	BUILDING #1 MAIN BUILDING (MB) - HOTEL ATRIUM ELEVATIONS												*		*				*
B1	I-624	BUILDING #1 MAIN BUILDING (MB) - HOTEL ATRIUM ELEVATIONS												*		*				*
B1	I-630	BUILDING #1 MAIN BUILDING (MB) - GRAND CARIBBEAN WING PREFUNCTION ELEVATIONS											*	*	*	*	*			
B1	I-631	BUILDING #1 MAIN BUILDING (MB) - GRAND CARIBBEAN WING PREFUNCTION ELEVATIONS											*	*	*	*	*			
B1	I-632	BUILDING #1 MAIN BUILDING (MB) - GRAND ATLANTIC WING PREFUNCTION ELEVATIONS											*	*		*		*		
B1	I-633	BUILDING #1 MAIN BUILDING (MB) - GRAND ATLANTIC WING PREFUNCTION ELEVATIONS											*	*		*		*		
B1	I-634	BUILDING #1 MAIN BUILDING (MB) - GRAND ATLANTIC WING PREFUNCTION ELEVATIONS											*	*		*		*		
B1	I-635	BUILDING #1 MAIN BUILDING (MB) - GRAND ATLANTIC WING PREFUNCTION ELEVATIONS											*	*		*		*		
B1	I-636	BUILDING #1 MAIN BUILDING (MB) - GRAND ATLANTIC WING PREFUNCTION ELEVATIONS											*	*		*		*		
B1	I-637	BUILDING #1 MAIN BUILDING (MB) - GRAND ATLANTIC WING PREFUNCTION ELEVATIONS											*	*		*		*		
B1	I-639	BUILDING #1 MAIN BUILDING (MB) - CONVENTION PRE-FUNCTION BAR ELEVATION																		
B1	I-640	BUILDING #1 MAIN BUILDING (MB) - GRAND CARIBBEAN BALLROOM ELEVATION											*	*	*	*	*			
B1	I-641	BUILDING #1 MAIN BUILDING (MB) - GRAND CARIBBEAN BALLROOM ELEVATION													*	*	*			
B1	I-642	BUILDING #1 MAIN BUILDING (MB) - GRAND ATLANTIC BALLROOM ELEVATION											*	*		*		*		
B1	I-643	BUILDING #1 MAIN BUILDING (MB) - GRAND ATLANTIC BALLROOM ELEVATION											*	*		*		*		
B1	I-644	BUILDING #1 MAIN BUILDING (MB) - GRAND ATLANTIC WING PUBLIC WOMENS RESTROOMS ELEVATIONS																*		
B1	I-645	BUILDING #1 MAIN BUILDING (MB) - GRAND ATLANTIC WING PUBLIC WOMENS RESTROOMS ELEVATIONS																*		
B1	I-646	BUILDING #1 MAIN BUILDING (MB) - GRAND ATLANTIC WING PUBLIC MENS RESTROOMS ELEVATIO																*		
B1	I-650	BUILDING #1 MAIN BUILDING (MB) - MAIN LOBBY PUBLIC WOMENS RESTROOMS ELEVATIONS												*		*				*
B1	I-651	BUILDING #1 MAIN BUILDING (MB) - MAIN LOBBY PUBLIC WOMENS RESTROOMS ELEVATIONS												*		*				*
B1	I-652	BUILDING #1 MAIN BUILDING (MB) - MAIN LOBBY PUBLIC MENS RESTROOMS ELEVATIONS												*		*				*
B1	I-653	BUILDING #1 MAIN BUILDING (MB) - MAIN LOBBY PUBLIC MENS RESTROOMS ELEVATIONS												*		*				*
B1	I-654	BUILDING #1 MAIN BUILDING (MB) - MAIN LOBBY SHOPS AREA PUBLIC WOMENS RESTROOMS ELEVATIONS												*		*				*
B1	I-655	BUILDING #1 MAIN BUILDING (MB) - MAIN LOBBY SHOPS AREA PUBLIC MENS RESTROOMS ELEVATIONS												*		*				*
B1	I-656	BUILDING #1 MAIN BUILDING (MB) - MEZZANINE LEVEL PUBLIC WOMENS RESTROOMS ELEVATIONS												*		*			*	
B1	I-657	BUILDING #1 MAIN BUILDING (MB) - MEZZANINE LEVEL PUBLIC MENS RESTROOMS ELEVATIONS												*		*			*	
B1	I-658	BUILDING #1 MAIN BUILDING (MB) - PABLO CASALS WOMENS PUBLIC RESTROOM ELEVATIONS												*		*			*	
B1	I-659	BUILDING #1 MAIN BUILDING (MB) - PABLO CASALS MENS PUBLIC RESTROOM ELEVATIONS												*		*			*	
B1	I-660	BUILDING #1 MAIN BUILDING (MB) - BOARDROOM PRE-FUNCTION ELEVATIONS														*			*	
B1	I-661	BUILDING #1 MAIN BUILDING (MB) - BOARDROOM PRE-FUNCTION ELEVATIONS														*			*	
B1	I-662	BUILDING #1 MAIN BUILDING (MB) - BOARDROOM PRE-FUNCTION ELEVATIONS														*			*	
B1	I-663	BUILDING #1 MAIN BUILDING (MB) - BOARDROOM PRE-FUNCTION ELEVATIONS																	*	
B1	I-670	BUILDING #1 MAIN BUILDING (MB) - BOARDROOM ELEVATIONS														*			*	
B1	I-671	BUILDING #1 MAIN BUILDING (MB) - MEZZANINE LEVEL MEETING ROOM ELEVATIONS																	*	
B1	I-672	BUILDING #1 MAIN BUILDING (MB) - PABLO CASALS BOARDROOM ELEVATIONS																	*	
B1	I-680	BUILDING #1 MAIN BUILDING (MB) - RETAIL CORRIDOR ELEVATIONS																		*
B1	I-682	BUILDING #1 MAIN BUILDING (MB) - RETAIL CORRIDOR ELEVATIONS																		*
B1	I-683	BUILDING #1 MAIN BUILDING (MB) - RETAIL CORRIDOR ELEVATIONS																		*
B1	I-684	BUILDING #1 MAIN BUILDING (MB) - RETAIL CORRIDOR ELEVATIONS																		*
B1	I-700	BUILDING #1 MAIN BUILDING (MB) - MAIN BUILDING CONSTRUCTION DETAILS													*	*	*	*	*	*
B1	I-701	BUILDING #1 MAIN BUILDING (MB) - MIRADOR TERRACE SERVICE BAR RACK DETAILS								*	*									
B1	I-702	BUILDING #1 MAIN BUILDING (MB) - SPLASH BAR COLUMN DETAILS					*				*									
B1	I-703	BUILDING #1 MAIN BUILDING (MB) - CAFE BELLA VISTA METAL PLANTER FRAME DETAILS									*									
B1	I-704	BUILDING #1 MAIN BUILDING (MB) - CAFE BELLA VISTA BAR DETAILS									*									
B1	I-710	BUILDING #1 MAIN BUILDING (MB) - CONVENTION CENTER PASSENGER ELEVATOR DETAILS			*						*									
B1	I-711	BUILDING #1 MAIN BUILDING (MB) - PANORAMIC ELEVATOR DETAILS			*						*									
B1	I-712	BUILDING #1 MAIN BUILDING (MB) - PANORAMIC ELEVATOR DETAILS			*						*									
B1	I-713	BUILDING #1 MAIN BUILDING (MB) - MIRADOR TERRACE SERVICE BAR DETAILS								*	*									
B1	I-714	BUILDING #1 MAIN BUILDING (MB) - SERVICE BAR BACK								*	*									
B1	I-715	BUILDING #1 MAIN BUILDING (MB) - UPPER POOL RESTROOM VANITY DETAILS									*									
B1	I-716	BUILDING #1 MAIN BUILDING (MB) - LOWER POOL RESTROOMS VANITY DETAILS									*									
B1	I-717	BUILDING #1 MAIN BUILDING (MB) - MAIN POOL RESTROOMS MIRROR DETAILS									*									
B1	I-718	BUILDING #1 MAIN BUILDING (MB) - MAIN POOL RESTROOM URINAL SCREEN DETAILS									*									
B1	I-719	BUILDING #1 MAIN BUILDING (MB) - CAFE BELLA VISTA BOTTLE DISPLAY									*									
B1	I-720	BUILDING #1 MAIN BUILDING (MB) - CHECK-IN DESK DETAILS												*		*				
B1	I-721	BUILDING #1 MAIN BUILDING (MB) - CHECK-IN DESK DETAILS														*				
B1	I-722	BUILDING #1 MAIN BUILDING (MB) - ADA CHECK-IN DESK DETAILS														*				
B1	I-723	BUILDING #1 MAIN BUILDING (MB) - CHECK-IN ACCENT WALL DETAILS														*				
B1	I-724	BUILDING #1 MAIN BUILDING (MB) - CONVENTION CENTER CHECK-IN ACCENT WALL DETAILS														*				
B1	I-725	BUILDING #1 MAIN BUILDING (MB) - ATRIUM BANQUETTE DETAILS												*		*				
B1	I-726	BUILDING #1 MAIN BUILDING (MB) - CONVENTION CENTER CHECK-IN DESK												*		*				
B1	I-730	BUILDING #1 MAIN BUILDING (MB) - LOBBY SHOPS AREA RESTROOM VANITY DETAILS												*		*				
B1	I-731	BUILDING #1 MAIN BUILDING (MB) - MAIN LOBBY RESTROOM VANITY DETAILS												*		*				
B1	I-732	BUILDING #1 MAIN BUILDING (MB) - MEZZANINE LEVEL MENS RESTROOM VANITY DETAILS												*		*			*	
B1	I-733	BUILDING #1 MAIN BUILDING (MB) - MEZZANINE LEVEL WOMENS RESTROOM VANITY DETAILS												*		*			*	
B1	I-734	BUILDING #1 MAIN BUILDING (MB) - PABLO CASALS RESTROOM VANITY DETAILS												*					*	
B1	I-740	BUILDING #1 MAIN BUILDING (MB) - GRAND CARIBBEAN PREFUNCTION BAR DETAILS												*	*	*	*			
B1	I-741	BUILDING #1 MAIN BUILDING (MB) - GRAND CARIBBEAN PREFUNCTION BAR DETAILS															*			
B1	I-742	BUILDING #1 MAIN BUILDING (MB) - GRAND ATLANTIC PREFUNCTION WINDOW SCREEN DETAILS																*		
B1	I-743	BUILDING #1 MAIN BUILDING (MB) - ATLANTIC WING RESTROOMS DETAILS																*		
B1	I-744	BUILDING #1 MAIN BUILDING (MB) - ATLANTIC WING BALLROOM DETAILS																*		
B1	I-745	BUILDING #1 MAIN BUILDING (MB) - ATLANTIC MEETING COUNTER DETAIL ELEVATION																*		
B1	I-750	BUILDING #1 MAIN BUILDING (MB) - BOARDROOM PREFUNCTION DETAILS																	*	
B1	I-751	BUILDING #1 MAIN BUILDING (MB) - BOARDROOM PREFUNCTION DETAILS																	*	
B1	I-752	BUILDING #1 MAIN BUILDING (MB) - MEETING ROOM DETAILS																	*	
B1	I-790	BUILDING #1 MAIN BULDING (MB) - MOULDING PROFILES															*	*	*	
B1	I-800	BUILDING #1 MAIN BUILDING (MB) - DOOR STYLES							*		*				*	*	*	*		*

90% CD SET - MAIN LOBBY WAITING & RETAIL | FEB 04, 2022 |

Wimberly INTERIORS
a design studio of WATG
strategy planning architecture landscape interiors
new york | NY | 212 274 2626 watg.com

ROYAL BLUE HOSPITALITY, LLC
PO BOX 9832
SAN JUAN, PR 00908
PUERTO RICO

client | consultant

stamp | approval

key plan

no. date issue
issues | revisions

EL CONQUISTADOR RESORT
1000 EL CONQUISTADOR AVENUE
FAJARDO, PR 00738-3711
PUERTO RICO

project logo

BUILDING #1 MAIN BUILDING (MB) - SHEET INDEX
sheet title

project no. 195056 date 10/14/20

checked by: MC
drawn by: AR

B1
component

I-002
sheet no.

2/7/2022 11:04:24 AM
The original size of this drawing is 30"x42" Copyright © 2011 WATG. All rights reserved.

FINISH SCHEDULE

ITEM #	SOURCE/ MFG	ITEM NAME	SWATCH
Category: Acoustic Tile (SUPPLIED BY G.C. INSTALLED BY G.C.)			
AT-100 Issued	Armstrong World Industries Attn: Thomas Lull 2500 Columbia Avenue Lancaster, PA 17603 E: talull@armstrongceilings.com W: www.armstrong.com	**Acoustical Ceiling Tile** Model #: 2814 - Calla Vector Color: White Dimensions: 24" x 24" x 1" Grid: 15/16 Prelude SL Grid	
Category: Carpet (INSTALLED BY G.C.)			
CP-100 Revised 12-03-2021	Shaw Hospitality Group Attn: Jonathan Goodelman E: jonathan. goodelman@gmansales.com	**Convention Ballroom Carpet** Model #: Custom YR76874 Color: Refer to attached Dimensions: 15' W Construction: CYP 11 x 11 Multi-Level Pattern Cut/Loop Dye Method: 100% Solution Dyed Fiber: Eco Solution Q Nylon Gauge: 1/11" NBS Smoke: Less Than 450 Pill Test: Pass Primary Backing: Synthetic Protective Treatments: SSP Shaw Soil Protection Radiant Panel: Class 1	
CP-101 Revised 12/03/2021	Shaw Hospitality Group Attn: Jonathan Goodelman E: jonathan. goodelman@gmansales.com	**Convention Meeting Room** Model #: Custom YR77131 Color: Refer to attached Dimensions: 15'W Construction: CYP 11 x 11 Multi-Level Pattern Cut/Loop Dye Method: 100% Solution Dyed Fiber: Eco Solution Q Nylon Gauge: 1/11" NBS Smoke: Less Than 450 Pill Test: Pass Primary Backing: Synthetic Protective Treatments: SSP Shaw Soil Protection Radiant Panel: Class 1	
CP-102 Revised 01/22/2022	Shaw Hospitality Group Attn: Jonathan Goodelman E: jonathan. goodelman@gmansales.com	**Carpet at Enhanced Meeting** Model #: Custom CYP 10 x 10 Pattern Cut/Loop Broadloom Color: See attached cut sheet Dimensions: 15' W Construction: Multi-Level Pattern Cut/Loop Dye Method: 100% Solution Dyed Fiber: Eco Solution Q Nylon Gauge: 1/11" NBS Smoke: Less Than 450 Pill Test: Pass Primary Backing: Synthetic Protective Treatments: SSP Shaw Soil Protection	
CP-103 Issued	Shaw Hospitality Group Attn: Jonathan Goodelman E: jonathan. goodelman@gmansales.com	**Ballroom Carpet** Model #: Custom CYP 11 x 11 Pattern Cut/Loop Broadloom Color: In development with manufacturer Dimensions: 15'W Construction: Multi-Level Pattern Cut/Loop Dye Method: 100% Solution Dyed Fiber: Eco Solution Q Nylon Gauge: 1/11" NBS Smoke: Less Than 450 Pill Test: Pass Primary Backing: Synthetic Protective Treatments: SSP Shaw	
CP-104 Revised 12/03/2021	Shaw Hospitality Group Attn: Jonathan Goodelman E: jonathan. goodelman@gmansales.com	**Prefunction Carpet** Model #: Custom YF77121 Color: Refer to attached Dimensions: 15' W Construction: CYP 11 x 11 Multi-Level Pattern Cut/Loop Dye Method: 100% Soution Dyed Fiber: Eco Solution Q Nylon Gauge: 1/11" NBS Smoke: Less Than 450 Pill Test: Pass Primary Backing: Synthetic Protective Treatments: SSP Shaw Soil Protection Radiant Panel: Class 1	
CP-105 Revised 01/14/2022	Shaw Hospitality Group Attn: Jonathan Goodelman E: jonathan. goodelman@gmansales.com	**Border at Prefunction Carpet** Model #: Custom Border - TRYK F9804082 Color: Color A: CF110 cut; Color B: 5484D cut Dimensions: As per manufacturer recommendation Construction: CYP 11 x 11 Multi-Level Pattern Cut/Loop Dye Method: 100% Soution Dyed Fiber: Eco Solution Q Nylon Gauge: 1/11" NBS Smoke: Less Than 450 Pill Test: Pass Primary Backing: Synthetic	
CP-106 Issued	Shaw Hospitality Group Attn: Jonathan Goodelman E: jonathan. goodelman@gmansales.com	**Carpet at Mezzanine Meeting** Model #: Custom CYP 11 x 11 Pattern Cut/Loop Broadloom Color: In development with manufacturer Dimensions: 15' W Construction: Multi-Level Pattern Cut/Loop Dye Method: 100% Solution Dyed Fiber: Eco Solution Q Nylon Gauge: 1/11" NBS Smoke: Less Than 450 Pill Test: Pass Primary Backing: Synthetic Protective Treatments: SSP Shaw	
Category: Ceramic Tile (SUPPLIED BY G.C. INSTALLED BY G.C.)			
TL-100 Issued 3/27/2021	Argenta Ceramica S.L. Carretera Viver-puerto de Burriana, KM 61 12540 Vila-real T: 964 324 003	**Field Tile** Description: Kalksten - Unglazed Porcelain Stoneware Location: Refer to ID Drawings - Pool Restrooms Color: Artic Finish: Matt Dimension: 12" x 12"	
TL-101 Issued 3/27/2021	Marble Systems Attn: ARDA DALKILIC 15 East 16th Street NEW YORK, NY, NY 10003 T: 212 627 8300 E: arda@marblesystems.com W:	**Accent Floor Tile** Description: Kaleidescope Multi Color Pattern Porcelain Location: Refer to ID Drawings - elevator cabs Range / Model: Casal Blue, Camelias, Kaleidoscope Color: Multi Color Finish: R11 Matte Dimension: Custom 8" x 8"	
TL-102 Issued 3/27/2021	Argenta Ceramica S.L. Carretera Viver-puerto de Burriana, KM 61 12540 Vila-real T: 964 324 003	**Gray Floor Tile** Description: Kalksten Hammer - Glazed Porcelain Stoneware Location: Refer to ID Drawings - Convention center elevator Color: Winter Finish: Matte Dimension: 24" x 24" Type: Porcelain	
TL-102A Issued 3/27/2021	Argenta Ceramica S.L. Carretera Viver-puerto de Burriana, KM 61 12540 Vila-real T: 964 324 003	**Gray Base Tile** Description: Kalksten Hammer - Glazed Porcelain Stoneware Location: Refer to ID Drawings - Convention center elevator Color: Winter Finish: Matte Dimension: 6" x 24" Type: Porcelain	
TL-103 Issued 3/27/2021	Country Floors Attn: ARDA DALKILIC 15 E. 16th Street New York, NY 10003 T: 212 627 8300 E: arda@marblesystems.com W:	**Green Tile** Location: Mirador Terrace Color: Green Finish: Glossy Model #: Zellige Midan Dimensions: 4"x4"	
TL-104 Issued 3/27/2021	Country Floors Attn: ARDA DALKILIC 15 E. 16th Street New York, NY 10003 T: 212 627 8300 E: arda@marblesystems.com W:	**Terracotta tile** Location: Mirador Terrace Color: Beige Finish: Glossy Model #: Zellige Midan Dimensions: 4"x4"	
TL-105 Issued 3/27/2021	Country Floors Attn: ARDA DALKILIC 15 E. 16th Street New York, NY 10003 T: 212 627 8300 E: arda@marblesystems.com W:	**White Tile** Location: Mirador Terrace Color: Light White Finish: Glossy Model #: Zellige Midan Dimensions: 4"x4"	
TL-106 Issued 3/27/2021	Marble Systems Attn: ARDA DALKILIC 15 East 16th Street NEW YORK, NY, NY 10003 T 212 627 8300 E arda@marblesystems.com	**Accent Tile** Description: Custom Printed Tile Location: Mirador Terrace Color: Custom Finish: glossy Dimension: 6" x 6" Thickness: 1/4"	
TL-107 Issued 3/27/2021	Marble Systems Attn: ARDA DALKILIC 15 East 16th Street NEW YORK, NY, NY 10003 T 212 627 8300 E arda@marblesystems.com	**Custom Print Tile** Description: Custom Printed Tile Location: Splash Bar - Bar front Color: Custom Finish: Matte Dimension: 8" x 8" Thickness: 1/4"	
TL-108 Issued 3/27/2021	Marble Systems Attn: ARDA DALKILIC 15 East 16th Street NEW YORK, NY, NY 10003 T 212 627 8300 E arda@marblesystems.com	**Blue Glazed brick** Description: Temple Glazed Brick Location: Splash Bar - Column bases Color: AquaMarine Finish: Leather Dimension: 2 1/8"x7 1/2"x1/2"	
TL-109 Issued 3/27/2021	Dal-Tile Attn: Donna E Apcar 3550 Tyburn St. Suite 101 Los Angeles , CA 90065 U.S.A. E: donna.apcar@daltile.com	**Quarry Tile** Description: Quarry Tile Location: Refer to ID Drawings Color: ARID GRAY 0Q42 Finish: Matte Dimension: 6"x 6"	
TL-110 Issued 3/27/2021	Argenta Ceramica S.L. Carretera Viver-puerto de Burriana, KM 61 12540 Vila-real T: 964 324 003	**Floor Tile** Description: Kalksten - Unglazed Porcelain Stoneware Location: Refer to ID Drawings - Pool Restrooms Color: Artic Finish: Matt Dimension: 12" x 12"	
TL-110A Issued 3/27/2021	Argenta Ceramica S.L. Carretera Viver-puerto de Burriana, KM 61 12540 Vila-real T: 964 324 003	**Tile base** Description: Kalksten - Unglazed Porcelain Stoneware Location: Refer to ID Drawings - Pool Restrooms Color: Artic Finish: Matt Dimension: 12" x 6"	
TL-111 Issued 3/27/2021	Argenta Ceramica S.L. Carretera Viver-puerto de Burriana, KM 61 12540 Vila-real T: 964 324 003	**Wall Tile** Description: Kalksten - Wall tile white body Location: Refer to ID Drawings - Pool Restrooms Color: Artic Finish: Matt Dimension: 12" x 36"	
TL-112 Issued 4/13/2021	Marble Systems Attn: ARDA DALKILIC 15 East 16th Street NEW YORK, NY, NY 10003 T 212 627 8300 E arda@marblesystems.com	**Accent Floor** Description: Wow - Puzzle Location: Pool Restroom - Refer to ID drawings Range / Model: Elle Floor 60% - Square 40% Color: Multicolor - Gray, Taupe, Sketch Decor Finish: Honed Dimension: Refer to images	
TL-113 Issued	Artistic Tile & Stone T: 1-650-830-3629 E: info@877arttile.com W: www.artistictile.net	**Floor Tile at Lobby Check-in** Model #: Levantine 4 - Terracotta Tiles Color: Off-white and Somek Dimensions: 8-1/8"L x 7-1/2"W x 3/4"D Location: Lobby Check-in area	
TL-114 Issued	Tile Bar- NY Attn: Elita Memoli 45 W. 21st Street New York, NY 10010 T: 908 217 2375 E: elita@tilebar.com	**Accent Tile at Reception Back** Model #: Angela Harris Dunmore Micheli Decor Color: Multicolor Finish: Glazed Ceramic Tile; Polished Dimensions: 8"x 8" x 9mm Thick Grout: Laticrete Permacolor Select Color: Marble Beige Location: Lobby Check-In Feature Wall	
TL-115 Revised 02/04/2022	Tile Bar- NY Attn: Elita Memoli 45 W. 21st Street New York, NY 10010 T: 908 217 2375 E: elita@tilebar.com	**Border Accent Tile at Reception** Model #: Angela Harris Dunmore Color: Blanco Finish: Glazed Ceramic; Polished Dimensions: 8" x 8" Grout: Laticrete Permacolor Select Color: Marble Beige Location: Border Tile at Lobby Check-In Feature Wall	
TL-116 Revised 02/04/2022	Maroc Architecture Portland, Oregon E: sales@marocrchitecture.com W: www.marocarchitecture.com	**Accent Tile at Convention Center** Model #: Sevilla Hand Painted Tile 17113 Color: Blue + White Finish: Glazed; Polished Finish Dimensions: 6" x 6" x 5/8" Thick Location: Convention Center Check-In Feature Wall	
TL-117 Revised 6/4/2021	Dal-Tile Attn: Donna E Apcar 3550 Tyburn St. Suite 101 Los Angeles , CA 90065 U.S.A. E: donna.apcar@daltile.com	**Quarry Tile** Description: Quarry Tile Location: Refer to ID Drawings Color: ARID GRAY 0Q42 Finish: Matte Dimension: 6"x 6"	
TL-117A Issued	Dal-Tile Attn: Donna E Apcar 3550 Tyburn St. Suite 101 Los Angeles , CA 90065 U.S.A. E: donna.apcar@daltile.com	**Quarry Tile Base** Description: Quarry Tile Location: Refer to ID Drawings Color: ARID GRAY 0Q42 Finish: Matte Dimension: 4" x 8"	
TL-118 Revised 01/21/2022	Porcelanosa - NY Attn: Sara Barsoom 200 Lexington Ave Suite 609 New York, NY 10016 USA T: +1 212 252 7370 E: sbarsoom@porcelanosa-usa.com	**Porcelain Tile at Prefunction Entry** Description: Porcelain Tile Location: Prefunction Entry - Refer to ID Drawings Range / Model: 100172482 Color: Ocean Caliza Finish: Matte Dimension: 23" x 23" Grout: To match Tile - Colorstuk Blanco	
TL-119 Issued	Trinity Surfaces Attn: Dale Williams 4337 Dardanelle Drive Orlando , FL 32808 T: 866-774-3390 E: dwilliams@trinitysurfaces.com W: trinitysurfaces.com	**Accent Floor Tile at Public** Model #: SomerTile Color: Multicolor Finish: Glazed Ceramic Tile; Polished Dimensions: 17-5/8" x 17-5/8" Grout: Mapei 100 White Location: Accent Floor at Public Restrooms Thickness: To be confirmed by manufacturer	
TL-120 Issued	Trinity Surfaces Attn: Dale Williams 4337 Dardanelle Drive Orlando , FL 32808 T: 866-774-3390 E: dwilliams@trinitysurfaces.com W: trinitysurfaces.com	**Floor Border Tile at Public** Model #: Alfa - Rectified Porcelain Tile Color: Black Dimensions: 6" x 24" Grout: Mapei 100 White Location: Floor Border Tile at Public Restrooms Thickness: 10mm	
TL-121 Issued	Argenta Ceramica S.L. Carretera Viver-puerto de Burriana, KM 61 12540 Vila-real T: 964 324 003	**Field Tile at Public Restrooms** Description: Kalksten Hammer - Unglazed Porcelain Stoneware Location: Refer to ID Drawings Color: Snow Finish: Matte Dimension: 24" x 24" Grout: Mapei 100 White	
TL-122 Issued	Trinity Surfaces Attn: Dale Williams 4337 Dardanelle Drive Orlando , FL 32808 T: 866-774-3390 E: dwilliams@trinitysurfaces.com W: trinitysurfaces.com	**Tile at Restroom Wall** Description: Herringbone Glass Tile Location: Vanity Wall at Public Restrooms Range / Model: MIR Mosaic - Condamine Marine MNC-12MA Color: Marine Finish: Glass Dimension: Sheet Size: 11.2" x 11.8" Grout: Mapei 39 Ivory Thickness: 5/16" thick	
Category: Glass (SUPPLIED BY G.C. INSTALLED BY G.C.)			
GL-100 Issued	BY GENERAL CONTRACTOR	**Frosted and Textured Glass** Model #: Frosted +Textured Glass Color: TBD Finish: Tempered Dimensions: 1/4" thick minimum Location: Grand Caribbean Pre Function Doors	
GL-101 Revised 12/03/2021	BY GENERAL CONTRACTOR	**Clear Mirror** Model #: Clear Mirror Finish: Tempered Dimensions: 1/4" thick Location: Grand Atlantic Ballroom	
Category: Metal (SUPPLIED BY G.C. INSTALLED BY G.C.)			
MT-100 Issued 3/27/2021	By Elevator Manufacturer W:	**Elevator Ceiling** Description: Stainless Steel Location: Refer to ID drawings Finish: Satin	
MT-101 Issued 3/27/2021	By Elevator Manufacturer W:	**Elevator Handrail** Location: Refer to ID Drawings Color: Champagne Finish: Satin Type: Stainless Steel	
MT-102 Issued 3/27/2021	BY GENERAL CONTRACTOR	**Dark Bronze metal** Location: Mirador Terrace Model #: Dark Bronze Finish: Satin	
MT-103 Issued 3/27/2021	BY GENERAL CONTRACTOR	**Medium Bronze** Location: Pool Restrooms Model #: Dark Bronze Finish: Satin	
MT-104	BY GENERAL CONTRACTOR	**Dark Bronze Metal Finish** Model #: Dark Bronze Finish: Satin Location: Check-In Desk Base Toe Kick	
MT-106 Issued	BY GENERAL CONTRACTOR	**Brass Inlay Metal** Location: Grand Atlantic Ballroom Model #: Dark Brass Finish: Satin	
Category: Paint (SUPPLIED BY G.C. INSTALLED BY G.C.)			
PT-100 Issued 3/27/2021	Sherwin Williams Attn: Rebecca Smith New York T: 516 375 1912 E: Rebecca.H.Smith@sherwin.com W:	**Semigloss Off-White Paint** Location: Refer to ID Drawings - Pool restrooms, elevators Range / Model #: SW7626 Color: Zurich White Finish: Semigloss Lacquer, Shop Painted	
PT-101 Issued 3/27/2021	Sherwin Williams Attn: Rebecca Smith New York T: 516 375 1912 E: Rebecca.H.Smith@sherwin.com W:	**Paint Below Handrail** Location: Refer to ID Drawings Range / Model #: SW7674 Color: Peppercorn Finish: Semigloss Lacquer, Shop Painted	
PT-102 Issued 3/27/2021	SHERWIN- WILLIAMS Attn: Thomas Brummett 2200 w. Orangewood Ave. Suite 235 Orange CA 92868 T: 714-634-5700 x 117 E: Thomas.W.Brummett@sherwin.com	**High Reflective White** Location: Refer to ID Drawings Range / Model #: SW7757 Color: High Reflective White	
PT-103 Issued 3/27/2021	Sherwin Williams Attn: Rebecca Smith New York T: 516 375 1912 E: Rebecca.H.Smith@sherwin.com W:	**Outdoor paint** Location: Bella Vista banquette, Refer to ID drawings Range / Model #: SW7648 Color: Big Chill Finish: Eggshell. Provide additional outdoor finishes as needed	
PT-104 Issued 3/27/2021	Sherwin Williams Attn: Rebecca Smith New York T: 516 375 1912 E: Rebecca.H.Smith@sherwin.com W:	**Millwork Paint** Location: Bella Vista millwork Refer to ID Drawings Range / Model #: SW7029 Color: Agreeable gray Finish: Semigloss Lacquer, Shop Painted	
PT-105 Issued	Sherwin Williams Attn: Rebecca Smith New York T: 516 375 1912 E: Rebecca.H.Smith@sherwin.com	**Paint at Outdoor Trim** Location: Exterior Trim at Entry Color: Black Magic Finish: Semi-gloss, outdoor quality with UV and fade resistance Model #: 6691	
PT-106 Revised 10/15/2021	Sherwin Williams Attn: Rebecca Smith New York T: 516 375 1912 E: Rebecca.H.Smith@sherwin.com	**Paint at Indoor Trim** Location: Refer to ID drawings for location Color: Black Magic Finish: Semi-gloss Model #: 6991	
PT-107 Revised 10/15/2021	Sherwin Williams Attn: Rebecca Smith New York T: 516 375 1912 E: Rebecca.H.Smith@sherwin.com	**Paint at Ceiling** Location: Refer to ID drawings for location Color: Windfresh White Finish: Semi-gloss Model #: 7628	
PT-108 Revised 10/15/2021	Sherwin Williams Attn: Rebecca Smith New York T: 516 375 1912 E: Rebecca.H.Smith@sherwin.com	**Paint at Lobby Dome** Location: Paint at Lobby Dome Color: White Flour Finish: Eggshell Model #: 7102	
PT-110 Revised 10/15/2021	Sherwin Williams Attn: Rebecca Smith New York T: 516 375 1912 E: Rebecca.H.Smith@sherwin.com	**Paint at Wall Trim** Location: Refer to ID drawings for location Color: Black Magic Finish: Semi-gloss Model #: 6991	
PT-111 Revised 10/15/2021	Sherwin Williams Attn: Rebecca Smith New York T: 516 375 1912 E: Rebecca.H.Smith@sherwin.com	**Wall Paint at Library** Location: Refer to ID drawings for location Color: Windfresh White Finish: Eggshell Model #: 7628	

Wimberly INTERIORS
a design studio of WATG

strategy planning architecture landscape interiors

new york | NY | 212 274 2626 watg.com

ROYAL BLUE HOSPITALITY, LLC
PO BOX 9832
SAN JUAN, PR 00908
PUERTO RICO

client | consultant

stamp | approval

90% CD SET - MAIN LOBBY WAITING & RETAIL | FEB 04, 2022 |

key plan

no.	date	issue
3	01/07/2022	90% CD SET - CONVENTION CENTER GRAND CARIBBEAN WING
2	Date 3	Revision 3
1	03/25/2021	MIRADOR TERRACE REVISED LIGHTING

issues | revisions

EL CONQUISTADOR RESORT
1000 EL CONQUISTADOR AVENUE
FAJARDO, PR 00738-3711
PUERTO RICO

project logo

BUILDING #1 MAIN BUILDING (MB) - FINISH SCHEDULE
sheet title

project no. 195056 date 11/23/20

checked by: Checker
drawn by: Author

B1
component

I-003
sheet no.

Copyright © 2011 WATG. All rights reserved.

2/7/2022 11:04:25 AM
The original size of this drawing is 30"x42"

FINISH SCHEDULE

PT-112 Revised 10/15/2021	Sherwin Williams Attn: Rebecca Smith New York T: 516 375 1912 E: Rebecca.H.Smith@sherwin.com	**Wall Paint at Library Coping** Location: Refer to ID drawings for location Color: Pediment Finish: Semi-gloss Model #: 7634	
PT-113 Issued	Sherwin Williams Attn: Rebecca Smith New York T: 516 375 1912 E: Rebecca.H.Smith@sherwin.com	**Wall Paint at Convention Center** Location: Refer to ID drawings for location Color: White Flour Finish: Eggshell Model #: 7102	
PT-114 Revised 10/15/2021	Sherwin Williams Attn: Rebecca Smith New York T: 516 375 1912 E: Rebecca.H.Smith@sherwin.com	**Trim Paint at Convention Center** Description: White Flour Location: Refer to ID drawings for location Finish: Semi-gloss Model #: 7102	
PT-115 Revised 10/15/2021	Sherwin Williams Attn: Rebecca Smith New York T: 516 375 1912 E: Rebecca.H.Smith@sherwin.com	**Trim Paint at Grand Caribbean** Location: Refer to ID drawings for location Color: White Flour Finish: Flat Model #: 7102	
PT-116 Revised 10/15/2021	Sherwin Williams Attn: Rebecca Smith New York T: 516 375 1912 E: Rebecca.H.Smith@sherwin.com	**Paint at Check-In Desk** Location: Check-In Desk at Convention Center Color: White Flour Finish: Matte Lacquer, Shop Painted Model #: 7102	
PT-117 Issued	Benjamin Moore Attn: Brent Cunningham Benjamin Moore & Co., 101 Paragon Drive Montvale NJ 07645, New Jersey 07645 United States T: +1 201 949 6474 E: brent.cunningham@benjaminmoore.com	**Paint at Enhanced Meeting Media** Range / Model #: HC-149 Color: Buxton Blue Finish: Semi-gloss	
PT-118	Benjamin Moore Attn: Brent Cunningham Benjamin Moore & Co., 101 Paragon Drive Montvale NJ 07645, New Jersey 07645 United States T: +1 201 949 6474 E: brent.cunningham@benjaminmoore.com	**Wall Paint at Enhanced Meeting** Range / Model #: HC-149 Color: Buxton Blue Finish: Eggshell	
PT-119 Issued	Benjamin Moore Attn: Brent Cunningham Benjamin Moore & Co., 101 Paragon Drive Montvale NJ 07645, New Jersey 07645 United States T: +1 201 949 6474 E: brent.cunningham@benjaminmoore.com	**Accent Paint at Atlantic** Range / Model #: 713 Color: Polished Slate Finish: Satin	
PT-120 Issued	Sherwin Williams Attn: Rebecca Smith New York T: 516 375 1912 E: Rebecca.H.Smith@sherwin.com	**Wall Paint at Mezzanine** Location: Accent Wall at Mezzanine Prefunction Range / Model #: SW 9141 Color: Waterloo Finish: Eggshell	

Category: Stone (SUPPLIED BY G.C. INSTALLED BY G.C.)

ST-100 Issued 3/27/2021	CaesarStone - NY Attn: Renee Pecquex 165 Randolph Street Brooklyn, NY 11237 USA T +1 877 662 7001 E renee.pecquex@caesarstoneus.com	**Bar Top** Location: Mirador Terrace Type: Quartz Finish: Polished Dimension: Refer To ID Drawings Color: 5141 - Frosty Carrina Thickness: 1 1/4"	
ST-101 Issued 3/27/2021	Marble Systems Attn: ARDA DALKILIC 15 East 16th Street NEW YORK, NY, NY 10003 T 212 627 8300 E arda@marblesystems.com	**Bar Top** Location: Splash Bar bar top Type: Granite - Metallic Black Finish: Polished Dimension: Slab; Refer To ID Drawing	
ST-102 Issued 3/27/2021	Marble Systems Attn: ARDA DALKILIC 15 East 16th Street NEW YORK, NY, NY 10003 T 212 627 8300 E arda@marblesystems.com	**Bar Top** Location: Bella Vista bar top Type: Granite - cosmic black Finish: Polished Dimension: Slab; Refer To ID Drawing	
ST-103 Issued 3/27/2021	CaesarStone - NY Attn: Renee Pecquex 165 Randolph Street Brooklyn, NY 11237 USA T: +1 877 662 7001 E: renee.pecquex@caesarstoneus.com	**Stone Threshold** Location: Refer to ID Drawings Type: Quartz - Mont Blanc - 5043 Finish: Honed Dimension: Refer to ID Drawings Thickness: 3/4"	
ST-104 Revised 01/14/2022	Artistic Tile Attn: Janet McHugh 38 West 21st Street New York, NY 10010 T: (212) 727-9331 E: janetmchugh@artistictile.com	**Countertop at Lobby Check-In** Model #: Lincoln Calacatta Marble Slab Finish: Sealed and Polished Location: Reception Desks at Lobby Check-In	
ST-105 Revised 12/03/2021	Stone Source - NY Attn: Jorgen Engersgaard 215 Park Avenue South New York, NY 10003 USA T: +1 212 979 6400 E: jorgen@stonesource.com	**Bar Countertop at Pre Function** Description: Blue Emperador Stone Location: Bar Countertop at Pre Function Finish: Sealed and Honed	
ST-106 Revised 12/03/2021	Stone Source - NY Attn: Jorgen Engersgaard 215 Park Avenue South New York, NY 10003 USA T: +1 212 979 6400 E: jorgen@stonesource.com	**Countertop at Convention** Description: Blue Emperador Marble Location: Check-In Countertop at Convention Center Finish: Sealed and Honed	
ST-107 Issued	Artistic Tile Attn: Janet McHugh 38 West 21st Street New York, NY 10010 T: (212) 727-9331 E: janetmchugh@artistictile.com	**Countertop at Public Restroom** Model #: Statuario Marble Slab Finish: Sealed and Polished Location: Grand Atlantic Restrooms - Refer to ID drawings for location	
ST-108 Issued	CaesarStone - NY Attn: Renee Pecquex 165 Randolph Street Brooklyn, NY 11237 USA T: +1 877 662 7001 E: renee.pecquex@caesarstoneus.com	**Stone Threshold at Caribbean** Model #: 4130 Clamshell Finish: Polished Dimensions: Refer to ID drawings	
ST-1091 Issued	Artistic Tile Attn: Janet McHugh 38 West 21st Street New York, NY 10010 T: (212) 727-9331 E: janetmchugh@artistictile.com	**Trim at Atlantic Restroom** Model #: Statuario Marble Trim Piece Finish: Sealed and Polished Dimensions: Refer to ID drawings for dimensions and profile Location: Grand Atlantic Restrooms - Refer to ID drawings for location	

Category: Upholstery (SUPPLIED BY G.C. INSTALLED BY G.C.)

UP-101 Issued	Carnegie Attn: Audra Sleight 41 W 25TH STREET, 2ND FLOOR NEW YORK, NY 10010 T: 212.627.2060 E: asleight@carnegiefabrics.com	**Fabric at Wrapped Panels** Description : Nexus 6425 Location: Atlantic Ballroom Color: 903 Content: 100% Xorel Backing: Unbacked Width: 56" Repeat: N/A Model #: 6425	

Category: Wallcovering (SUPPLIED BY G.C. INSTALLED BY G.C.)

WC-100 Revised 01/14/2022	Phillip Jeffries Ltd. Attn: Caitlin Kourtis 311 Route 46 Fairfield, NJ 07004 U.S.A. T: 973 575 5414 E: ckourts@phillipjeffries.com	**Wallcovering** Model #: Custom 8132 Vinyl Woven Sisal Color: Dusty Grey Finish: Type II Washable Fire Rating: ASTM E84 Class A Location: Grand Caribbean Ballroom Repeat: 200% Scale Width: 54.5"	
WC-101 Revised 12/03/2021	Koroseal - NY Attn: Margeaux House 979 3rd Ave Suite 842 New York, NY 10022 USA T: +1 212 751 1595 F: +1 212 751 1720 E: mhouse@koroseal.com	**Wallcovering** Description: Type II Vinyl Location: Refer to Interior Design Drawings Brand / Pattern: Kashi 7621-91 Color: Silver Fan Backing: Woven Width: 52-54" Repeat: N/A Flammability: ASTM E84 CLASS A	
WC-102 Issued	Koroseal - NY Attn: Margeaux House 979 3rd Ave Suite 842 New York, NY 10022 USA T: +1 212 751 1595 F: +1 212 751 1720 E: mhouse@koroseal.com	**Wallcovering** Description: Custom - Embossed Location: Grand Caribbean Prefunction - Refer to Interior Design Drawings Brand / Pattern: TBD Color: TBD Width: TBD Repeat: N/A Flammability: ASTM E84 CLASS A	
WC-103 Issued	Phillip Jeffries Ltd. Attn: Caitlin Kourtis 311 Route 46 Fairfield, NJ 07004 U.S.A. T: 973 575 5414 E: ckourts@phillipjeffries.com	**Wallcovering @ Meeting Rooms** Model #: Vinyl Woven Sisal 8122 Color: Dusty Gray Finish: Type II Washable Dimensions: 54.5" W Fire Rating: ASTM E84 Class A Location: Grand Atlantic Meeting Rooms - Refer to ID drawings for location	
WC-105		**Wallcovering @ Enhanced** Description: Custom Art for TV Door Panels Location: Boardrooms - Refer to ID drawings for location Brand / Pattern: In development with art consultant	
WC-106 Issued	Phillip Jeffries Ltd. Attn: Caitlin Kourtis 311 Route 46 Fairfield, NJ 07004 U.S.A. T: 973 575 5414 E: ckourts@phillipjeffries.com	**Wallcovering at Grand Atlantic** Description: Type II Vinyl Location: Refer to Interior Design Drawings Brand / Pattern: Vinyl Madagascar Raffia - 7865 Color: Island Malta White Backing: Woven Width: 54" Repeat: N/A Flammability: ASTM E84 CLASS A Finish: Type II Washable	

Category: Wood (SUPPLIED BY G.C. INSTALLED BY G.C.)

WD-100 Issued 3/27/2021	BY GENERAL CONTRACTOR	**Dark Stained Wood** Location: Refer To ID Drawings - Panoramic Elevator Species: European Oak Cut: Quarter Sawn Finish: Dark Sheen Level: 40% , To Match ID Sample	
WD-101 Revised 01/21/2022	BY GENERAL CONTRACTOR	**Wood Laminate** Description: Wilsonart Wood Laminate Location: Pool Restrooms and Enhanced Meeting Rooms - Refer to ID drawings for location Finish: Nepal Teak 7209 Sheen Level: 40% , To be coordinated with ID	
WD-102 Issued	BY GENERAL CONTRACTOR	**Wood Finish at Check-In Desk** Finish: To match control sample Cut: Quarter Sawn Location: Check-In Desk at Lobby Sheen Level: 10% Species: European Walnut	
WD-103 Issued	BY GENERAL CONTRACTOR	**Wood Finish** Finish: To match control sample Cut: Quarter Sawn Location: Refer to ID drawings for location Sheen: 10% Species: Oak	
WD-104 Issued	BY GENERAL CONTRACTOR	**Wood Finish** Finish: Cerused Black Stain - To match control sample Cut: Quarter Sawn Location: Refer to ID drawings for location Sheen Level: 10% Species: Oak	
WD-105 Issued	BY GENERAL CONTRACTOR	**Wood Finish** Finish: Dark Oak - To match control sample Cut: Quarter Sawn Location: Refer to ID drawings for location Sheen Level: 10% Species: Oak	
WD-106 Issued	BY GENERAL CONTRACTOR	**Wood Finish - Lacquer** Color: To Match Sherwin Williams 6991 Black Magic Finish: Black Lacquer - Finish to be approved by designer Cut: Quarter Sawn Location: Refer to ID drawings for location Sheen Level: 40% - 60% Species: Oak	
WD-107 Revised 01/21/2022	BY GENERAL CONTRACTOR	**Wood Finish** Color: Washed Teak Finish: To match control sample Cut: Quarter Sawn Location: Public Restroom Doors + Vanity Skirt - Refer to ID drawings for location Sheen: 10% Species: Teak	

Category: Special Finishes (SUPPLIED BY G.C. INSTALLED BY G.C.)

SF-100 Issued 4/7/2021	By Specialist	**Pewter Concrete** Location: Mirador Terrace Type: Concrete Finish: Honed Dimension: Refer to ID Drawings Color: To Match SW-7029 Agreeable gray	
SF-101 Issued 4/7/2021	By Specialist	**Off White Plaster** Model #: Custom Plaster Color: To Match SW-7626 Zurich White Finish: Textured Location: Splash bar Columns - Refer to ID Drawings	
SF-102 Issued 4/7/2021	By Specialist	**Warm gray concrete** Location: Splash bar Pool bar top Type: Concrete Finish: Honed and sealed Dimension: Refer to ID Drawings Color: To Match SW-7647 Crushed Ice	
SF-103 Issued 4/7/2021	By Specialist	**Taupe plaster** Location: Bella Vista Bar die Type: Plaster per drawing Finish: Semigloss, outdoor Dimension: Refer to ID Drawings Color: To Match SW-7547 Sandbar	
SF-104 Issued 3/27/2021	By Specialist	**Custom mosaic** Description: Custom Mosaic installation per ID concept image Location: Pizza oven cladding Type: Black ceramic tile Finish: Polished Dimension: Refer to ID Drawings	
SF-105 Issued 3/27/2021	By Specialist	**Cast Concrete in Tadelakt** Model #: Custom Plaster - Wet rated Color: Benjamin Moore OC-19 Seapearl Finish: Textured Location: Pool Restrooms - Refer to ID Drawings	
SF-106 Revised 01/14/2022	Phillip Jeffries Ltd. Attn: Caitlin Kourtis 311 Route 46 Fairfield, NJ 07004 U.S.A. T: 973 575 5414 E: ckourts@phillipjeffries.com	**Synthetic Woven Rattan** Model #: Synthetic Woven Rattan Color: Capri Natural Finish: Type II Vinyl Washable Dimensions: 54" Brand / Pattern: Vinyl Madagascar Raffia - 7867 Location: Lobby Reception Desks	
SF-107 Revised 12/23/2021	3form Attn: Mindy Kauffman T: 310-429-4617 E: mindy.kauffmann@lightart.com	**Ribbed Acrylic Panel** Model #: Varia Color: Strand White Dimensions: 48" x 96" panel size; 1/2" gauge Fire Rating: Must meet local codes and regulations Location: Accent Ceiling at Convention Center	
SF-108	TBD	**Wood Pattern Panel** Location: Grand Atlantic Ballroom	
SF-110 Issued	TBD	**Rattan Weave** Model #: Rattan Weave - Synthetic Color: Natural Location: Check-In at Convention Center	
SF-112	3M Commercial Solutions Attn: Molly T: 800-328-3908 E: scotchprint-graphics@3m.com	**Frosted Window Film** Location: Grand Caribbean Ballroom Brand / Pattern: 3M Crystal Glass Finish Color: Frosted Crystal 7725SE-324	

Copyright © 2011 WATG. All rights reserved.

2/7/2022 11:04:27 AM
The original size of this drawing is 30"x42"

90% CD SET - MAIN LOBBY WAITING & RETAIL | FEB 04, 2022 |

Wimberly INTERIORS
a design studio of WATG
strategy planning architecture landscape interiors
new york | NY | 212 274 2626 watg.com

ROYAL BLUE HOSPITALITY, LLC
PO BOX 9832
SAN JUAN, PR 00908
PUERTO RICO

client | consultant

stamp | approval

key plan

no.	date	issue
1	01/07/2022	90% CD SET - CONVENTION CENTER GRAND CARIBBEAN WING

issues | revisions

EL CONQUISTADOR RESORT
1000 EL CONQUISTADOR AVENUE
FAJARDO, PR 00738-3711
PUERTO RICO

project logo

BUILDING #1 MAIN BUILDING (MB) - FINISH SCHEDULE
sheet title

project no. 195056 date 09/24/21

checked by: Checker
drawn by: Author

B1
component

I-003.1
sheet no.

PLUMBING FIXTURE SCHEDULE

ITEM #	SOURCE/ MFG	ITEM NAME	SWATCH
Category: Plumbing Fixtures			
PF-B10 Issued	Kohler NY Attn: Lara Garahan 444 Highland Drive Mail Stop 419 Kohler, WI 53044 United States E: lara.garahan@kohler.com	**Touchless Faucet** Model #: K-13472-CP Description: Touchless as per Hilton's Standards Finish: Polished Chrome Dimension: 24" (610 mm) flexible supply hoses for easy installation. 6-3/16" (157 mm) spout reach	
PF-D10 Issued	Kohler NY Attn: Lara Garahan 444 Highland Drive Mail Stop 419 Kohler, WI 53044 United States E: lara.garahan@kohler.com	**Toilet Floor Mounted** Model #: K-96053-SS Description: Finish: White Dimension: 26-3/8" (670 mm) x 14 -17/8" (381 mm) x 15-1/4" (386 mm) Accessories: Seat Stronghold K -4731-C-0 White	
PF-D10.1 Issued	Kohler NY Attn: Lara Garahan 444 Highland Drive Mail Stop 419 Kohler, WI 53044 United States E: lara.garahan@kohler.com	**Toilet Flushometer** Model #: K-10956-SV-CP Description: Touchless as per Hilton's Standards Finish: Polished Chrome Dimension: Intended for toilet installations with 1-1/2" spud coupling connection	
PF-D11 Issued	Kohler NY Attn: Lara Garahan 444 Highland Drive Mail Stop 419 Kohler, WI 53044 United States E: lara.garahan@kohler.com	**Urinal** Model #: K-4991-ET-0 Finish: White Dimension: 3/4" (190 mm) top spud., 0.125 - 1.0 gpf (0.47 - 308 lpf)., 14" (356 mm) extended rim.	
PF-D11.1 Issued	Kohler NY Attn: Lara Garahan 444 Highland Drive Mail Stop 419 Kohler, WI 53044 United States E: lara.garahan@kohler.com	**Urinal Flushometer** Model #: K-7537-CP Description: Touchless as per Hilton's Standards Finish: Polished Chrome Dimension: Intended for urinal installations with 3/4" spud coupling connection.	
PF-D12 Issued	Kohler NY Attn: Lara Garahan 444 Highland Drive Mail Stop 419 Kohler, WI 53044 United States E: lara.garahan@kohler.com	**Toilet Floor Mounted Accessible** Model #: K-96057 Finish: White Dimension: 26-1/2" (673 mm) x 16 -1/2" (419 mm) x 13-1/4" Accessories: Seat Stronghold K -4731-C-0 White	
PF-E10 Issued	McGuire Manufacturing Co., Inc. 60 Grandview Court Cheshire, CT 06410 T: (203) 699-1081 F: (203) 699-1813 E: customerservice@mcguiremfg.com W: mcguiremfg.com	**Cast Body P-Trap** Model #: Eco-Line Collection Finish: Chrome Dimensions: 4-1/2" x 11"	

ARCHITECTURAL LIGHTING SCHEDULE

SUPPLIED AND INSTALLED BY G.C.

SYMBOL	CODE	
	LD-01	RECESSED DOWNLIGHT
	LD-02	RECESSED WALL WASHER
	LD-03	SURFACE MOUNTED ADJUSTABLE LIGHT
	LD-04	PERIMETER LINEAR UPLIGHT FIXTURE
	LD-05	UNDER COUNTER STRIP LIGHT

NOTE:
SEE LIGHTING DESIGNER DRAWINGS AND SPECIFICATIONS FOR DETAILED INFORMATION ON EACH ARCHITECTURAL FIXTURE INCLUDING LOCATION AND ELECTRICAL REQUIREMENTS

BATHROOM ACCESSORIES SCHEDULE

ITEM #	SOURCE/ MFG	ITEM NAME	SWATCH
Category: Bath Accessories			
BA-A10 Revised 3/29/2021	Bradley Corp PO Box 309 Menomonee Falls, WI 53051 T: 800-272-3539 E: international@bradleycorp.com	**Toilet Paper Holder** Model #: 5126.00 5126.00 Finish: Polished Chrome Dimension: 12-5/8"W x 6-3/8"H x 2"D (321 x 162 x 51mm)	
BA-D10 Revised 3/29/2021	Bradley Corp PO Box 309 Menomonee Falls, WI 53051 T: 800-272-3539 E: international@bradleycorp.com	**Soap Dispenser** Model #: 6-3100-PC Finish: Polished Chrome Dimension: Ensure mounting hole is 1-3/8"	
BA-D11 Revised 3/29/2021	Bradley Corp PO Box 309 Menomonee Falls, WI 53051 T: 800-272-3539 E: international@bradleycorp.com	**Coat Hook** Model #: 9119-81 Finish: Satin Stainless Steel Dimension: Escutcheon diameter 3" (76mm) diameter. Projects 3 1/4" (83mm).	
BA-D12 Revised 3/29/2021	Bradley Corp PO Box 309 Menomonee Falls, WI 53051 T: 800-272-3539 E: international@bradleycorp.com	**Sanitary Napkin Disposal** Model #: 4A10-11 Finish: Satin Stainless Steel Dimension: Unit 8" W, 10 1/16" H, 3 7/8" D (203 x 256 x 98mm)	
BA-D13 Revised 3/29/2021	Bradley Corp PO Box 309 Menomonee Falls, WI 53051 T: 800-272-3539 E: international@bradleycorp.com	**Paper Towel Dispenser/Waste** Description: Semi-Recessed Model #: 237-10 Finish: Satin Stainless Steel Dimension: 17 1/8" W, 56" H, 4" D (435 x 1422 x 100mm). Extends 4" (100mm) from wall.	
BA-D14 Revised 3/29/2021	Bradley Corp PO Box 309 Menomonee Falls, WI 53051 T: 800-272-3539 E: international@bradleycorp.com	**Baby Changing Station** Model #: 962.00 Finish: Brushed Stainless Steel Dimension: 37 1/2" W x 21 5/8" H (953 mm x 549 mm) Depth (closed): ¼" (6 mm) Extension (open): 15" (381 mm) Rough Wall Opening: 35½" W x 20½" H (900 x 529 mm) Depth: 4¼"min. (108 mm)	
BA-E10 Revised 3/29/2021	Bradley Corp PO Box 309 Menomonee Falls, WI 53051 T: 800-272-3539 E: international@bradleycorp.com	**Grab Bar 36"** Model #: 812-00-36 812-00-36 Finish: Satin Stainless Steel Dimension: 36" (915mm). 1-1/2" (38mm) diameter tubing	
BA-E11 Revised 3/29/2021	Bradley Corp PO Box 309 Menomonee Falls, WI 53051 T: 800-272-3539 E: international@bradleycorp.com	**Grab Bar 42"** Model #: 812-00-42 Finish: Satin Stainless Steel Dimension: 42" (1065mm). 1-1/2" (38mm) diameter tubing	

HARDWARE SCHEDULE

ITEM #	SOURCE/ MFG	ITEM NAME	SWATCH
Category: Hardware			
HA-A10 Revised 5/11/2021	ASSA ABLOY Attn: Jerry Lomaka Door Security Solutions of Hawaii 909 Kaipii St. Kailua, HI 96734 T: 808-263-3855 F: 808-263-2225 E: jlomaka@assaabloydss.com	**Entry Door Pull** Model #: RM7700 Description: GeoMetek Straight Flat End Hex Pull Finish: As Per Drawings Dimensions: CTC 18" x 2 3/4" Projection	
HA-A11 Revised 5/11/2021	Baldwin Hardware 841 East Wyomissing Boulevard Reading, PA 19611 T: 800.566.1986 F: 610.796.4601	**Stall Door Lever** Model #: 5173.1023.5046.PASS Description: Estate Lever Finish: As Per Drawings	
HA-A12 Revised 5/11/2021	Schlage T: 888-805-9837 E: consumerschlage@allegion.com W: www.schlage.com	**Privacy Lock** Model #: B571 61-509 Description: Door bolt occupancy indicator, 61-509 emergency key included Finish: As Per Drawings	
HA-A13 Revised 5/11/2021	Baldwin Hardware 841 East Wyomissing Boulevard Reading, PA 19611 T: 800.566.1986 F: 610.796.4601	**Deadbolt** Model #: 8041.102 Description: Contemporary Deadbolt Finish: As Per Drawings	

HARDWARE SCHEDULE CONT'D

HA-A14 Revised 5/11/2021	ASSA ABLOY Attn: Jerry Lomaka Door Security Solutions of Hawaii 909 Kaipii St. Kailua, HI 96734 T: 808-263-3855 F: 808-263-2225 E: jlomaka@assaabloydss.com	**Push Plate** Model #: RM1020H Description: Rockwood Push Plate Square Corners Screw Mount Finish: As Per Drawings Dimensions: 4" x 22"	
HA-A15 Issued 5/11/2021	Baldwin Hardware 841 East Wyomissing Boulevard Reading, PA 19611 T: 800.566.1986 F: 610.796.4601	**Cabinet Pull** Model #: 4674.102 Description: Wire Pull Finish: As Per Drawings Dimensions: 3.5" CTC	
HA-A16 Issued	Vingcard Attn: ASSA ABLOY Hospitality Ltd. 21 Stadium Way Portman Rd Reading, Berkshire RG30 6BX UK T: +44(0) 1189 452 200	**Ballroom Entry Door Lever**	
HA-A17 Issued	ASSA ABLOY Attn: Jerry Lomaka Door Security Solutions of Hawaii 909 Kaipii St. Kailua, HI 96734 T: 808-263-3855 F: 808-263-2225 E: jlomaka@assaabloydss.com	**Exit Device**	
HA-B10 Issued 5/11/2021	Schlage T: 888-805-9837 E: consumerschlage@allegion.com W: www.schlage.com	**Door Hinge** Model #: 1020-716 Description: 4" Square Hinge Finish: As Per Drawings Dimensions: 4" x 4" Square corner	
HA-B11 Issued	Emtek Products, Inc. 15250 E Stafford Street City of Industry, CA 91744 T: (800) 356-2741	**Ballroom Entry Door Hinge**	
HA-C10 Issued 5/11/2021	ASSA ABLOY Hospitality Ltd. 21 Stadium Way Portman Rd Reading , Berkshire RG30 6BX United Kingdom T: 441 189 452 200 F: 441 189 451 375	**Door Stop** Model #: RM872 Description: Rookwood Base board mounted Finish: As Per Drawings Dimensions: 5/8" D x 3-3/75" P	
HA-C11 Issued 5/11/2021	ASSA ABLOY Attn: Jerry Lomaka Door Security Solutions of Hawaii 909 Kaipii St. Kailua, HI 96734 T: 808-263-3855 F: 808-263-2225 E: jlomaka@assaabloydss.com	**Door Bottom Sweep** Model #: 90041_SB Description: Pemko Door Bottom Sweep Finish: As Per Drawings	
HA-C12 Issued 5/11/2021	ASSA ABLOY Attn: Jerry Lomaka Door Security Solutions of Hawaii 909 Kaipii St. Kailua, HI 96734 T: 808-263-3855 F: 808-263-2225 E: jlomaka@assaabloydss.com	**Perimeter Gasket Seal** Model #: S88 Description: Pemko Adhesive Gasketing Finish: As Per Drawings	
HA-D10 Issued 5/11/2021	Dormakaba Singapore Pte Ltd Attn: Florence Loh T: +65 6268 7633 E: florence.loh@dormakaba.com W: dormakaba.sg	**Concealed Door Closer** Model #: ITS96 Description: Concealed Door Hardware for Restroom Main Entry Door Finish: As Per Drawings	

2/7/2022 11:04:28 AM
The original size of this drawing is 30"x42"
Copyright © 2011 WATG. All rights reserved.

90% CD SET - MAIN LOBBY WAITING & RETAIL | FEB 04, 2022 |

Wimberly INTERIORS
a design studio of WATG
strategy planning architecture landscape interiors
new york | NY | 212 274 2626 watg.com

ROYAL BLUE HOSPITALITY, LLC
PO BOX 9832
SAN JUAN, PR 00908
PUERTO RICO

client | consultant

stamp | approval

key plan

no.	date	issue
2	01/07/2022	90% CD SET - CONVENTION CENTER GRAND CARIBBEAN WING
1	05/11/2021	MAIN BUILDING REVISED

issues | revisions

EL CONQUISTADOR RESORT
1000 EL CONQUISTADOR AVENUE
FAJARDO, PR 00738-3711
PUERTO RICO

BUILDING #1 MAIN BUILDING (MB) - LIGHTING, HARDWARE, PLUMBING FIXTURES & BATHROOM ACCESSORIES
sheet title

project no. 195056 date 03/10/21

checked by: MC
drawn by: AR

B1
component

I-004
sheet no.

FF&E MATRIX

BUILDING #1 - MIRADOR TERRACE FF&E MATRIX

FF&E	ITEM	DESCRIPTION	QUANTITY
MRT	200	BAR HEIGHT TABLE	3
MRT	201	COFFEE TABLE GROUP	8
MRT	202	COFFEE TABLE	5
MRT	203	SQUARE DINING TABLE	8
MRT	204	SECTIONAL CORNER SOFA	3
MRT	250	BAR STOOL	12
MRT	251	LOUNGE CHAIR	24
MRT	252	OTTOMAN	4
MRT	253	DINING CHAIR	30
MRT	254	LEFT SECTIONAL SOFA	3
MRT	255	RIGHT SECTIONAL SOFA	3
MRT	256	FULL SOFA	8
MRT	500	WALL SCONCE	13
MRT	501	COLUMN SCONCE	22
MRT	502	BAR SCONCE	2
MRT	800	PLANTER	7
MRT	801	RECTANGULAR PLANTER	14

BUILDING #1 - CAFE BELLA VISTA FF&E MATRIX

FF&E	ITEM	DESCRIPTION	QUANTITY
BV	200	2 TOP DINING TABLE	30
BV	201	4 TOP DINING TABLE	27
BV	250	BANQUETTE CUSHION SET	4
BV	251	DINING CHAIR	160
BV	252	BAR STOOL	4
BV	500	BAR LAMP	7
BV	501	TABLE LAMP	57
BV	800	EXISTING UMBRELLA	4
BV	801	UMBRELLA	8

BUILDING #1 - SPLASH BAR FF&E MATRIX

FF&E	ITEM	DESCRIPTION	QUANTITY
SB	200	DINING TABLE	7
SB	250	DINING CHAIR	38
SB	500	COLUMN SCONCE	16

BUILDING #1 - MAIN POOL FF&E MATRIX

FF&E	ITEM	DESCRIPTION	QUANTITY
PL	200	SIDE TABLE	145
PL	201	COFFEE TABLE	7
PL	202	CABANA MINI-BAR CABINET	7
PL	203	CABANA SIDE TABLE	14
PL	250	CHAISE LOUNGE 1	68
PL	251	CHAISE LOUNGE 2	169
PL	252	CHAISE LOUNGE 3	90
PL	253	LOUNGE CHAIR	14
PL	500	SURFACE MOUNTED FIXTURE	12
PL	501	WEDDING PAVILION SCONCE	52
PL	800	UMBRELLA	52

BUILDING #1 - MAIN POOL RESTROMS FF&E MATRIX

FF&E	ITEM	DESCRIPTION	QUANTITY
PR	500	WALL SCONCE	24
PR	700	FULL MIRROR	4
PR	750	ARTWORK	2
PR	751	ARTWORK	1
PR	752	ARTWORK	1

BUILDING #1 - PANORAMIC ELEVATOR FF&E MATRIX

FF&E	ITEM	DESCRIPTION	QUANTITY
EL	500	CEILING LIGHT	2

BUILDING #1 - CONVENTION CENTER FF&E MATRIX

FF&E	ITEM	DESCRIPTION	QTY
CC	200	PREFUNCTION CONSOLE	2
CC	201	PREFUNCTION COFFEE TABLE	1
CC	202	MEETING AREA CONSOLE	14
CC	250	PREFUNCTION SOFA	2
CC	300	DRAPERY	16
CC	301	DRAPERY	1
CC	500	CHANDELIER @ ATLANTIC PREFUNCTION	1
CC	501	MEETING AREA CHANDELIER	16
CC	502	CHANDELIER	8
CC	503	CARIBBEAN PREFUNCTION WALL SCONCE	14
CC	504	ATLANTIC MEZZ WALL SCONCE	16
CC	505	ATLANTIC PREFUNCTION WALL SCONCE	6
CC	506	MEETING WALL SCONCE	14
CC	701	MEETING AREA MIRROR	3
CC	750	BALLROOM ARTWORK	1
CC	751	BALLROOM ARTWORK	1
CC	752	BALLROOM ARTWORK	1
CC	753	BALLROOM ARTWORK	1
CC	754	BALLROOM ARTWORK	1
CC	755	PREFUNCTION ARTWORK	1
CC	756	PREFUNCTION ARTWORK	1
CC	757	PREFUNCTION ARTWORK	1
CC	758	MEETIN AREA ARTWORK	1
CC	759	MEETING AREA ARTWORK	1
CC	760	MEETING AREA ARTWORK	1
CC	761	MEETING AREA ARTWORK	1
CC	762	MEETING AREA ARTWORK	1
CC	763	MEETING AREA ARTWORK	1
CC	764	MEETING AREA ARTWORK	1
CC	765	MEETING AREA ARTWORK	1
CC	766	MEETING AREA ARTWORK	1
CC	767	MEETING AREA ARTWORK	1
CC	768	MEETING AREA ARTWORK	1

BUILDING #1 - MEZZANINE LEVEL FF&E MATRIX

FF&E	ITEM	DESCRIPTION	QTY
MZ			4
MZ	100	AREA RUG	1
MZ	201	TV PANEL MED	2
MZ	202	TV PANEL LARGE	2
MZ	203	F&B STATION	1
MZ	204	BOOKCASE	6
MZ	205	SHELVES	2
MZ	206	SIDE TABLE	2
MZ	207	CREDENZA PRINTER STATION	3
MZ	208	BANQUET TABLE 78"	27
MZ	209	BANQUET TABLE 60"	2
MZ	210	BANQUET TABLE 65"	24
MZ	211	RECTANGULAR BANQUET TABLE	1
MZ	212	BOARDROOM TABLE	2
MZ	214	MEETING TABLE	13
MZ	219	ACTIVITY TABLE	1
MZ	220	SIDE TABLE	1
MZ	221	COFFEE TABLE	3
MZ	223	CONSOLE LARGE	3
MZ	224	SIDE TABLE	5
MZ	250	BANQUET CHAIR	462
MZ	251	BANQUET CHAIR	14
MZ	252	LOUNGE CHAIR	2
MZ	253	SOFA	1
MZ	254	BOARDROOM CHAIR	4
MZ	255	TASK CHAIR	51
MZ	256	BENCH	2
MZ	257	LOUNGE CHAIR	4
MZ	259	SOFA @ FLEX MEETING	1
MZ	260	SOFA	2
MZ	261	ACTIVITY TABLE STOOL	4
MZ	262	LOUNGE CHAIR	1
MZ	263	STOOL	2
MZ	264	LOUNGE CHAIR @ CREDENZA	2
MZ	265	LOUNGE CHAIR	10
MZ	300	DRAPERY	7
MZ	301	ROMAN SHADE	6
MZ	500	WALL SCONCE	14
MZ	501	FLOOR LAMP	3
MZ	502	CHANDELIER @ MEETING ROOM	4
MZ	505	MEETING ROOM CHANDELIER	2
MZ	506	MEETING ROOM CHANDELIER	2
MZ	507	MEETING ROOM CHANDELIER	2
MZ	508	FLEX MEETING CHANDELIER	1
MZ	509	FLEX MEETING CHANDELIER	1
MZ	510	FLEX MEETING CHANDELIER	1
MZ	511	WALL SCONCE	14
MZ	512	CHANDELIER	1
MZ	513	BOARDROOM WALL SCONCE	7
MZ	700	MIRROR	2
MZ	701	MIRROR	2
MZ	751	ARTWORK	1
MZ	752	ARTWORK	1
MZ	753	ARTWORK	1
MZ	754	ARTWORK	1
MZ	755	ARTWORK	1
MZ	756	ARTWORK	1
MZ	757	ARTWORK	2
MZ	758	ARTWORK	1
MZ	759	ARTWORK	1
MZ	760	ARTWORK	1
MZ	761	ARTWORK	1
MZ	762	ARTWORK	1
MZ	763	ARTWORK	1
MZ	764	SCULPTURE	1
MZ	765	SCULPTURE	1
MZ	766	ARTWORK	1

BUILDING #1 - MAIN LOBBY FF&E MATRIX

FF&E	ITEM	DESCRIPTION	QTY
ML	100	AREA RUG @ RECEPTION	1
ML	101	AREA RUG	1
ML	102	AREA RUG	2
ML	103	AREA RUG	1
ML	104	AREA RUG	1
ML	200	SIDE TABLE	3
ML	201	COFFEE TABLE @ RECEPTION	3
ML	202	COFFEE TABLE @ LOBBY	2
ML	203	COFFEE TABLE @ RECEPTION	2
ML	204	SIDE TABLE	2
ML	205	SIDE TABLE @ LOBBY	6
ML	206	COFFEE TABLE @ LOBBY	12
ML	207	RECEPTION BOOKCASE	1
ML	208	SM CIRCULAR COFFEE TABLE @ LOBBY	4
ML	209	SM SQUARE COFFEE TABLE @ LOBBY	4
ML	210	COFFEE TABLE @ LOBBY	4
ML	211	CIRCULAR SIDE TABLE @ LOBBY	4
ML	212	SIDE TABLE	2
ML	213	CAFE TABLE @ ATRIUM	6
ML	214	RESTROOM TABLE	3
ML	250	RECEPTION SOFA	1
ML	251	LOUNGE CHAIR	4
ML	252	BANQUETTE CUSHION SET	1
ML	253	BANQUETTE CUSHION SET	1
ML	254	LOUNGE CHAIR @ WAITING AREA	36
ML	255	LOUNGE CHAIR	4
ML	256	LOUNGE SOFA	2
ML	257	LOUNGE CHAIR	8
ML	258	SOFA @ LOBBY	2
ML	259	CAFE CHAIR @ ATRIUM	12
ML	260	BANQUETTE CUSHION	1
ML	500	WALL SCONCE @ ARRIVAL PLAZA	2
ML	501	CHANDELIER @ LOBBY	5
ML	502	WALL SCONCE	101
ML	503	CHECK-IN DESK LAMP	18
ML	506	FLOOR LAMP	8
ML	507	TABLE LAMP	3
ML	508	WAITING AREA CHANDELIER	5
ML	509	LAMP @ CONVENTION CHECK-IN	2
ML	510	WALL SCONCE	61
ML	511	CHANDELIER @ ARRIVAL	1
ML	512	CHANDELIER @ RECEPTION	2
ML	700	RESTROOM MIRROR	4
ML	701	VANITY MIRROR	84
ML	800	PLANTER @ LOBBY	4
ML	801	LARGE PLANTER	35
ML	802	MEDIUM PLANTER	6
ML	803	SMALL PLANTER	19

2/7/2022 11:04:34 AM
The original size of this drawing is 30"x42"
Copyright © 2011 WATG. All rights reserved.

Wimberly INTERIORS
a design studio of WATG
strategy planning architecture landscape interiors
new york | NY | 212 274 2626 watg.com

ROYAL BLUE HOSPITALITY, LLC

PO BOX 9832
SAN JUAN, PR 00908
PUERTO RICO

client | consultant

stamp | approval

90% CD SET - MAIN LOBBY WAITING & RETAIL | FEB 04, 2022 |

key plan

no.	date	issue
1	03/25/2021	MIRADOR TERRACE REVISED LIGHTING

issues | revisions

EL CONQUISTADOR RESORT

1000 EL CONQUISTADOR AVENUE
FAJARDO, PR 00738-3711
PUERTO RICO

project logo

BUILDING #1 MAIN BUILDING (MB) - SCHEDULES

sheet title

project no. 195056 date 09/24/21

checked by: Checker
drawn by: Author

B1
component

I-006
sheet no.

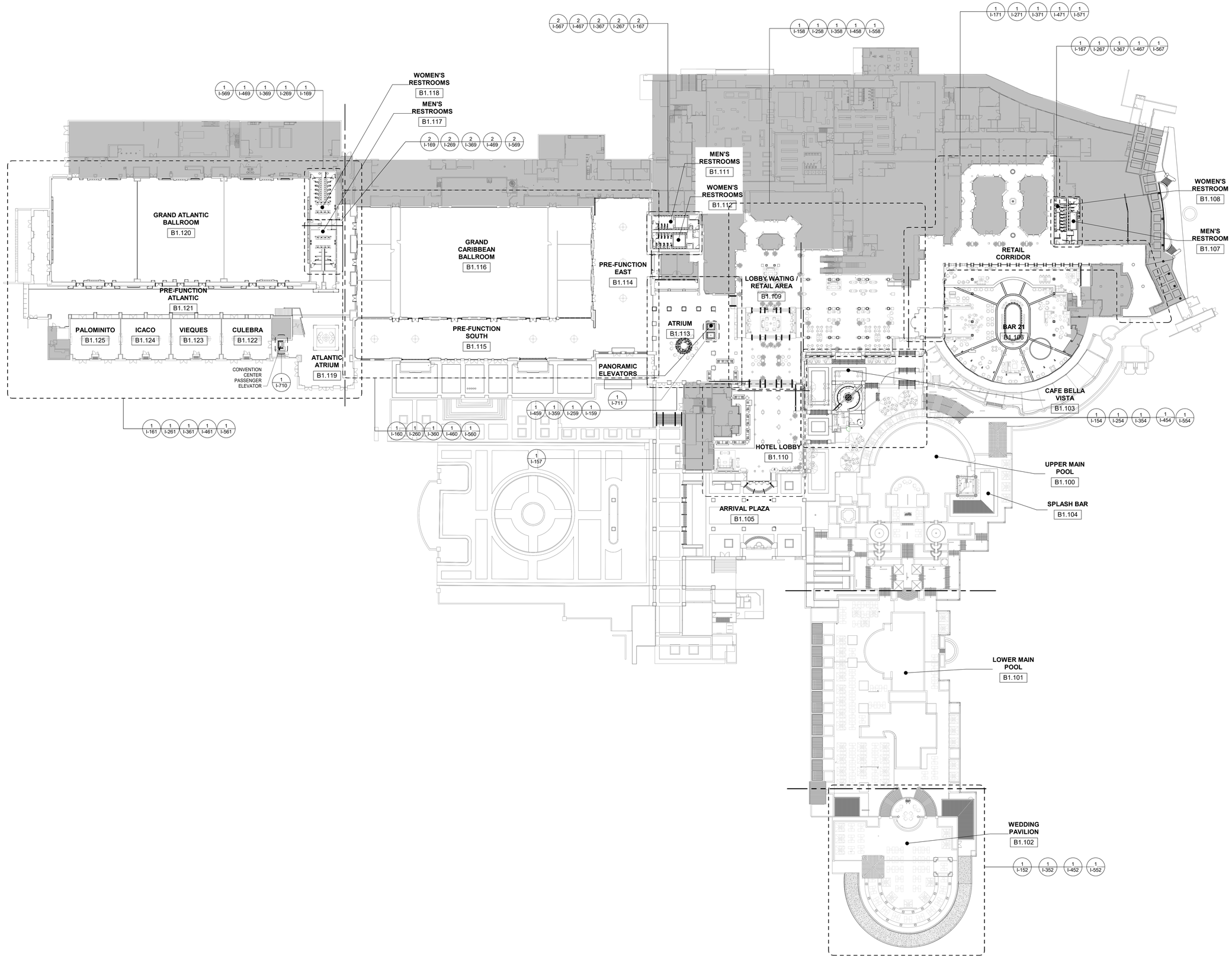

1 BUILDING #1 MAIN BUILDING - OVERALL MAIN LEVEL KEY PLAN

1/32" = 1'-0"

2/7/2022 11:05:20 AM
The original size of this drawing is 30"x42"

Copyright © 2011 WATG. All rights reserved.

90% CD SET - MAIN LOBBY WAITING & RETAIL | FEB 04, 2022 |

Wimberly INTERIORS
a design studio of WATG
strategy planning architecture landscape interiors
new york | NY | 212 274 2626 watg.com

ROYAL BLUE HOSPITALITY, LLC
PO BOX 9832
SAN JUAN, PR 00908
PUERTO RICO

client | consultant

stamp | approval

key plan

no.	date	issue

issues | revisions

EL CONQUISTADOR RESORT
1000 EL CONQUISTADOR AVENUE
FAJARDO, PR 00738-3711
PUERTO RICO

project logo

BUILDING #1 MAIN BUILDING (MB) - OVERALL MAIN LEVEL KEY PLAN
sheet title

project no. 195056 date 10/14/20

checked by: MC
drawn by: AR

B1
component

I-100
sheet no.

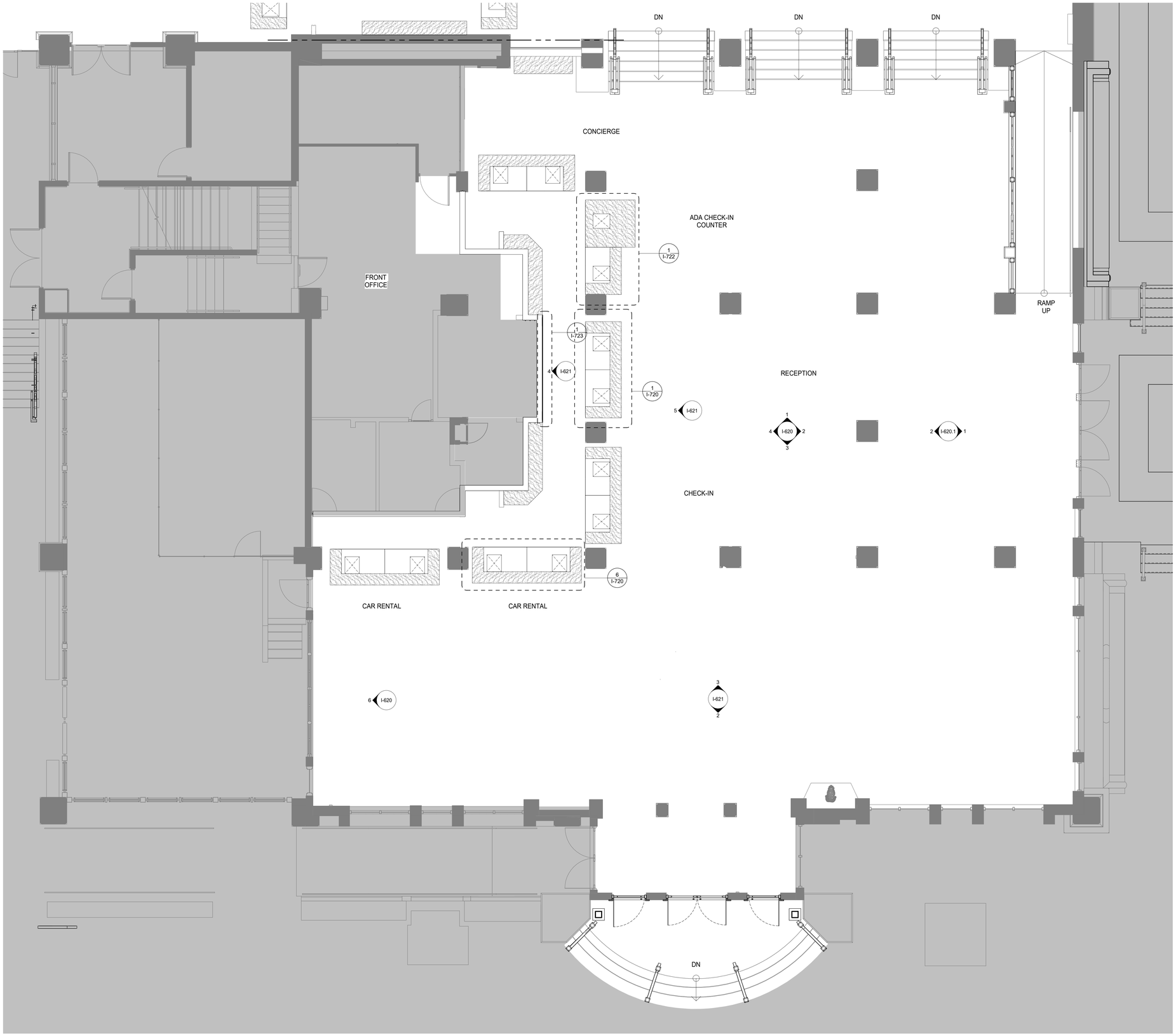

1 **BUILDING #1 - HOTEL LOBBY KEY PLAN**
1/4" = 1'-0"

2/7/2022 11:05:37 AM
The original size of this drawing is 30"x42"

Copyright © 2011 WATG. All rights reserved.

90% CD SET - MAIN LOBBY WAITING & RETAIL | FEB 04, 2022 |

Wimberly INTERIORS
a design studio of WATG
strategy planning architecture landscape interiors
new york | NY | 212 274 2626 watg.com

ROYAL BLUE HOSPITALITY, LLC
PO BOX 9832
SAN JUAN, PR 00908
PUERTO RICO

client | consultant

stamp | approval

key plan

no. date issue
issues | revisions

EL CONQUISTADOR RESORT
1000 EL CONQUISTADOR AVENUE
FAJARDO, PR 00738-3711
PUERTO RICO

project logo

BUILDING #1 MAIN BUILDING (MB) - HOTEL LOBBY KEY PLAN
sheet title

project no. 195056 date 05/21/21

checked by: MC
drawn by: AR

B1
component

I-157
sheet no.

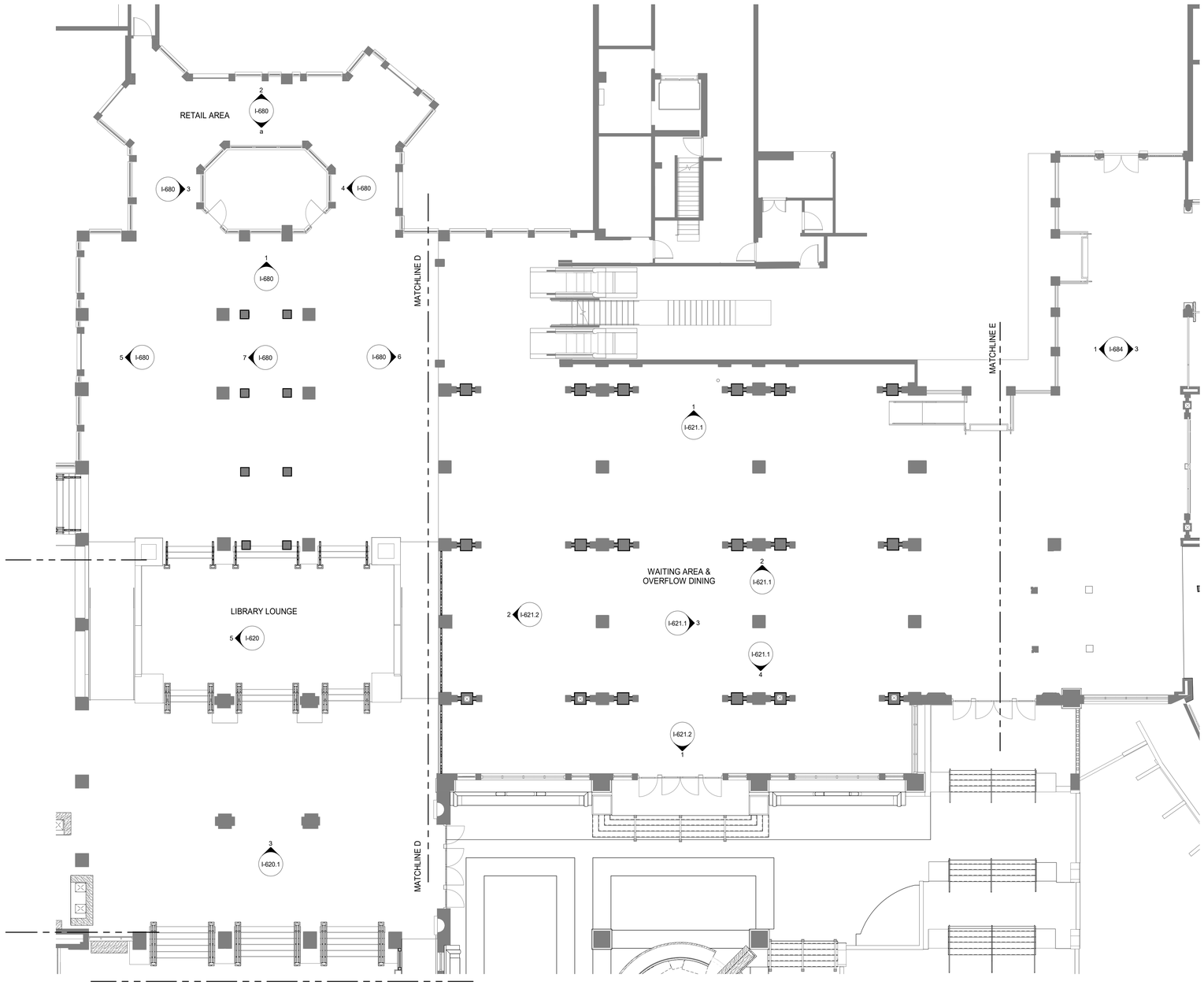

1 **BUILDING #1 - LOBBY RETAIL WAITITNG AREA**
1/8" = 1'-0"

2/7/2022 11:05:41 AM
The original size of this drawing is 30"x42"

Copyright © 2011 WATG. All rights reserved.

Wimberly INTERIORS
a design studio of WATG

strategy planning architecture landscape interiors

new york | NY | 212 274 2626 watg.com

ROYAL BLUE HOSPITALITY, LLC

PO BOX 9832
SAN JUAN, PR 00908
PUERTO RICO

client | consultant

stamp | approval

key plan

90% CD SET - MAIN LOBBY WAITING & RETAIL | FEB 04, 2022 |

no. date issue
issues | revisions

EL CONQUISTADOR RESORT

1000 EL CONQUISTADOR AVENUE
FAJARDO, PR 00738-3711
PUERTO RICO

project logo

BUILDING #1 MAIN BUILDING (MB) - LOBBY WAITING AREA KEY PLAN
sheet title

project no. 195056 date 07/08/21

checked by: Checker
drawn by: Author

B1
component

I-158
sheet no.

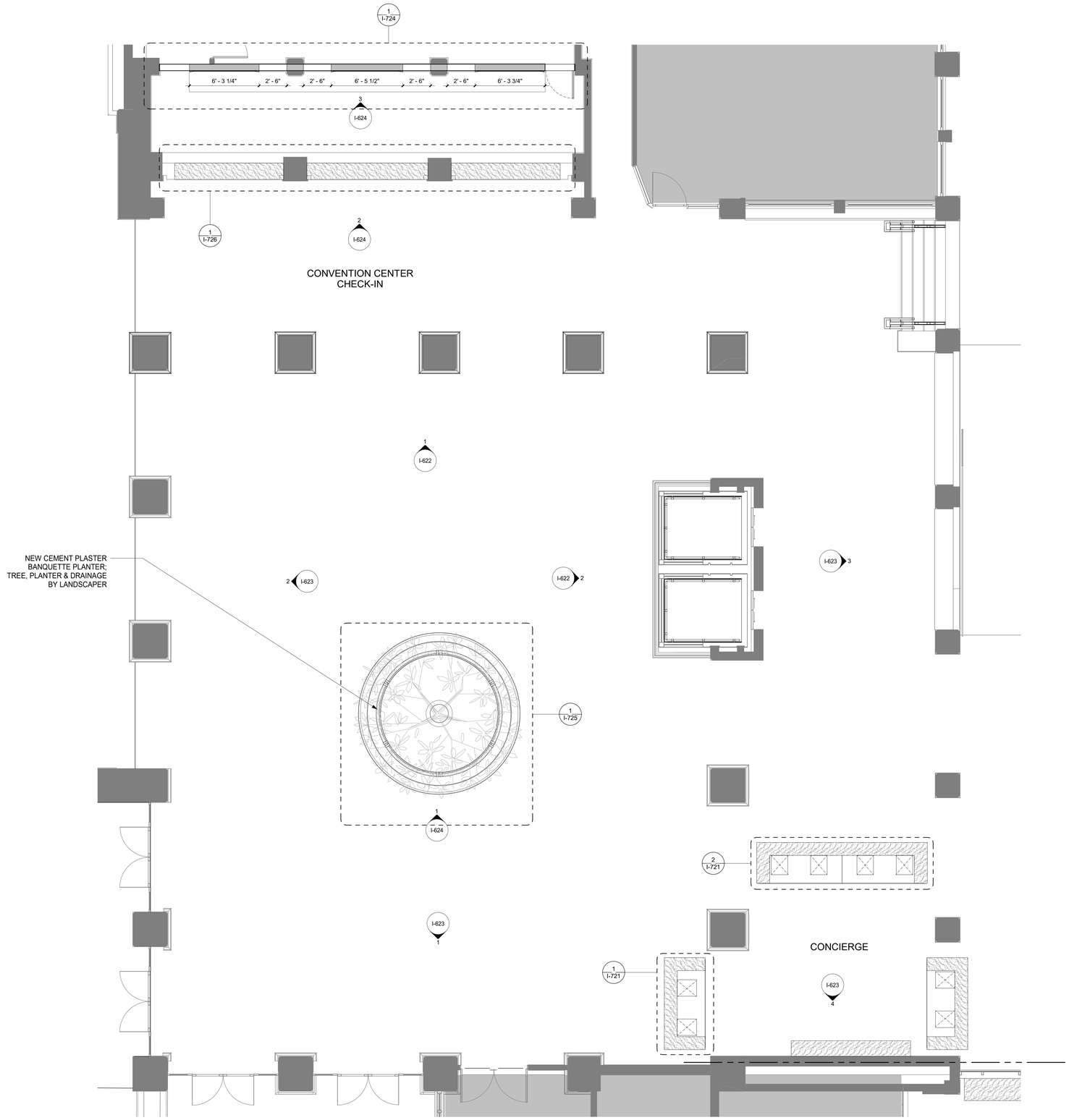

1 BUILDING #1 - ATRIUM KEY PLAN

1/4" = 1'-0"

2/7/2022 11:05:46 AM
The original size of this drawing is 30"x42"

Copyright © 2011 WATG. All rights reserved.

Wimberly INTERIORS

a design studio of WATG

strategy planning architecture landscape interiors

new york | NY | 212 274 2626 watg.com

ROYAL BLUE HOSPITALITY, LLC

PO BOX 9832
SAN JUAN, PR 00908
PUERTO RICO

client | consultant

stamp | approval

90% CD SET - MAIN LOBBY WAITING & RETAIL | FEB 04, 2022 |

key plan

no.	date	issue

issues | revisions

EL CONQUISTADOR RESORT

1000 EL CONQUISTADOR AVENUE
FAJARDO, PR 00738-3711
PUERTO RICO

project logo

BUILDING #1 MAIN BUILDING (MB) - HOTEL ATRIUM KEY PLAN

sheet title

project no. 195056 date 07/08/21

checked by: Checker
drawn by: Author

B1

component

I-159

sheet no.

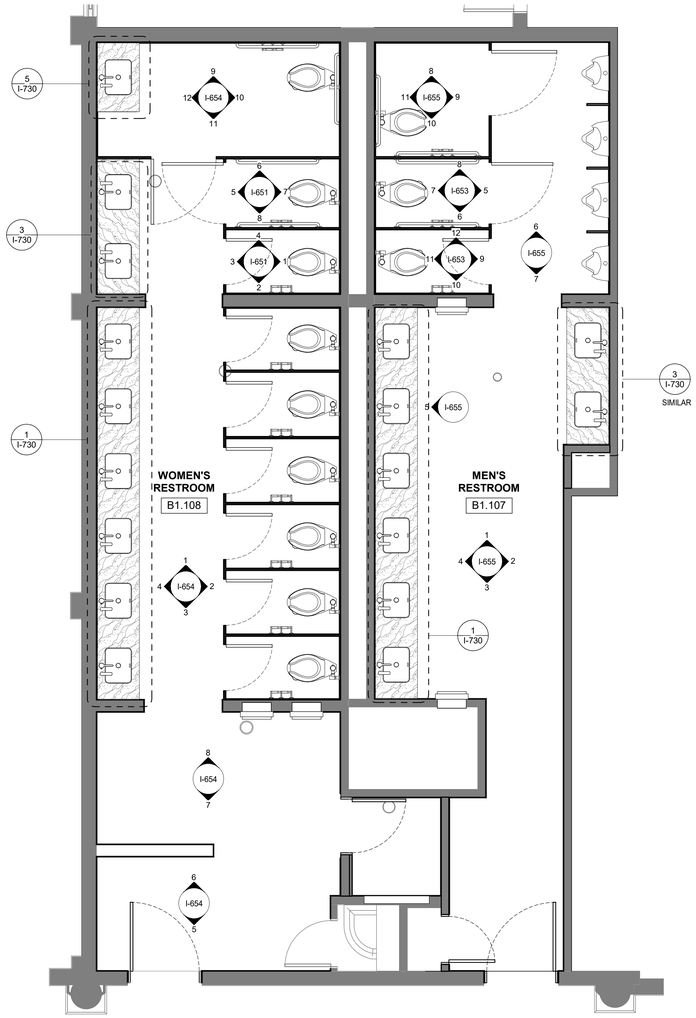

1 MAIN LOBBY SHOP AREA RESTROOMS KEY PLAN

3/8" = 1'-0"

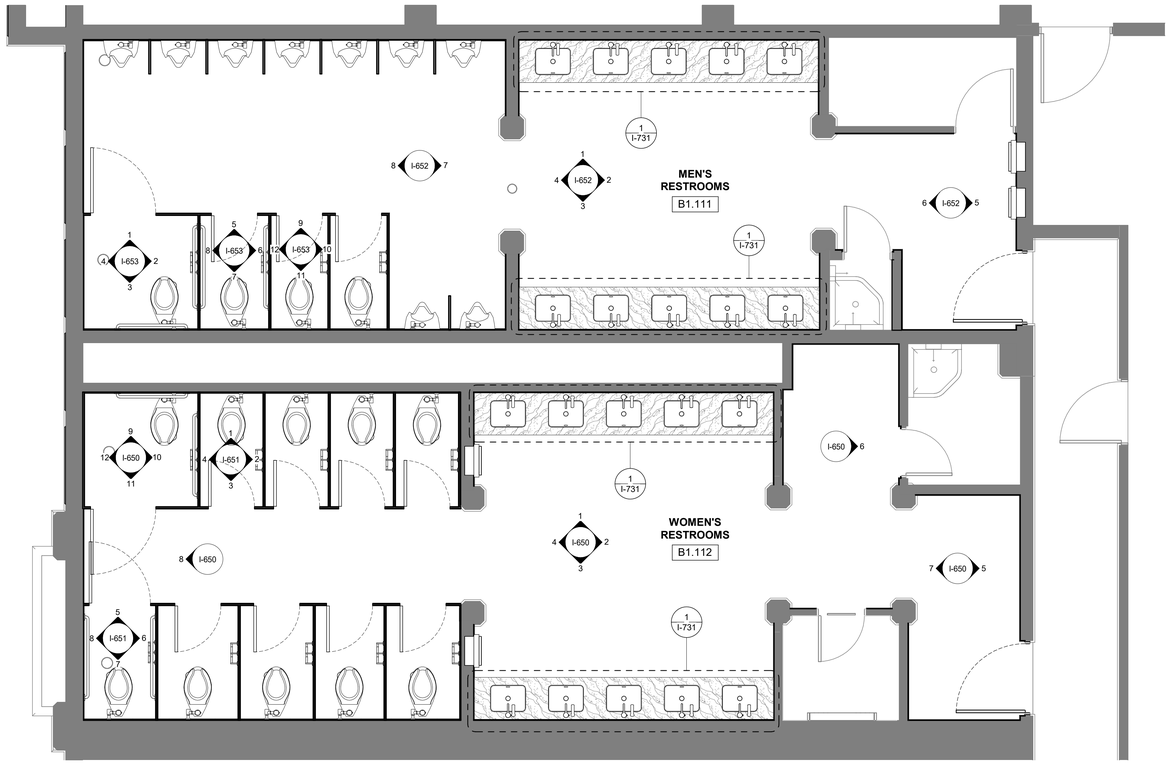

2 CONVENTION CENTER CHECK-IN RESTROOMS KEY PLAN

3/8" = 1'-0"

2/7/2022 11:05:51 AM
The original size of this drawing is 30"x42"
Copyright © 2011 WATG. All rights reserved.

Wimberly INTERIORS

a design studio of WATG

strategy planning architecture landscape interiors

new york | NY | 212 274 2626 watg.com

ROYAL BLUE HOSPITALITY, LLC

PO BOX 9832
SAN JUAN, PR 00908
PUERTO RICO

client | consultant

stamp | approval

90% CD SET - MAIN LOBBY WAITING & RETAIL | FEB 04, 2022 |

key plan

no. date issue

issues | revisions

EL CONQUISTADOR RESORT

1000 EL CONQUISTADOR AVENUE
FAJARDO, PR 00738-3711
PUERTO RICO

project logo

BUILDING #1 MAIN BUILDING (MB) - MAIN LOBBY PUBLIC STROOMS KEY PLAN

sheet title

project no. 195056 date 09/29/21

checked by: Checker
drawn by: Author

B1

component

I-167

sheet no.

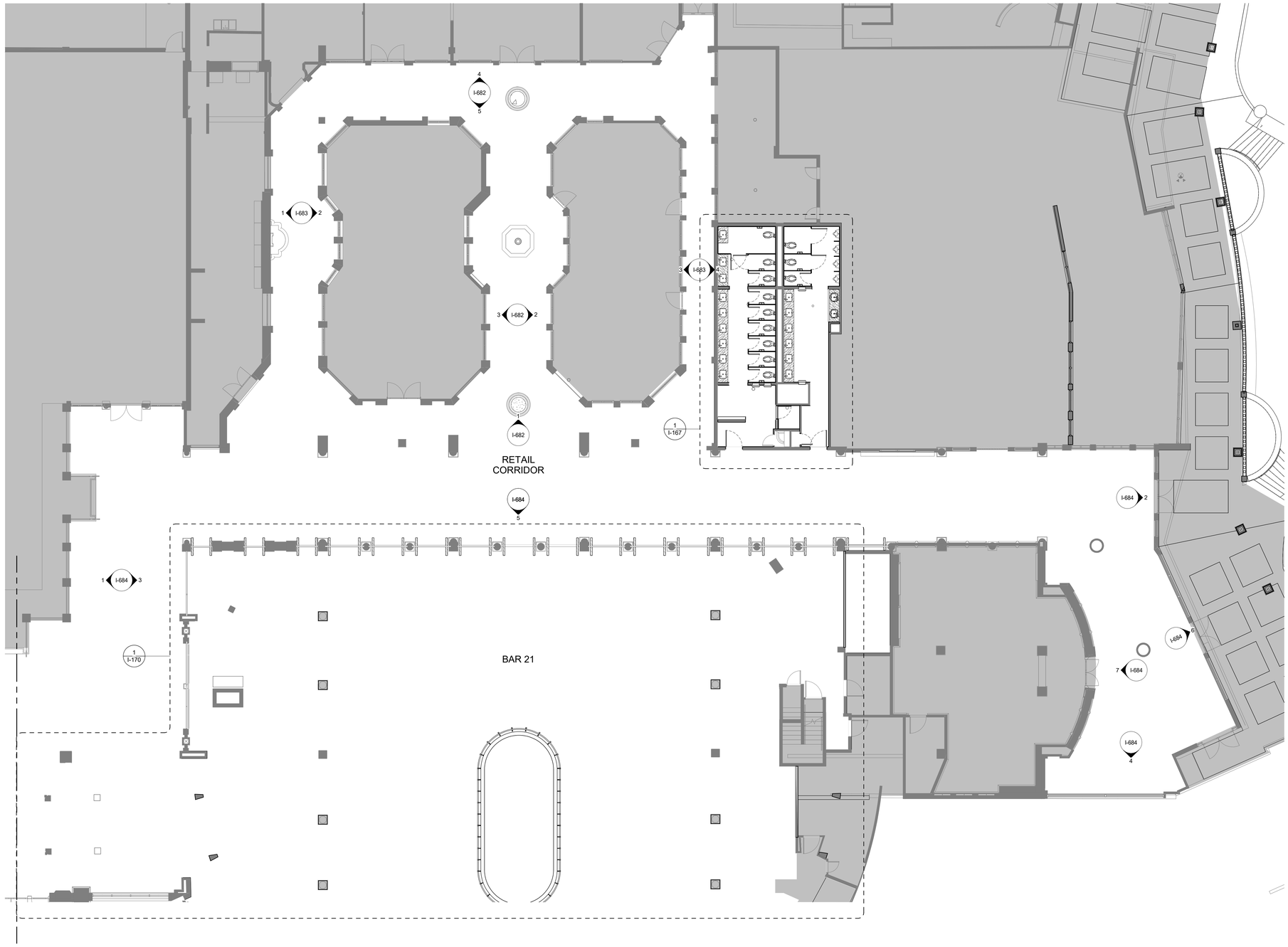

1 RETAIL CORRIDOR KEY PLAN

1/8" = 1'-0"

2/7/2022 11:06:09 AM
The original size of this drawing is 30"x42"

Copyright © 2011 WATG. All rights reserved.

90% CD SET - MAIN LOBBY WAITING & RETAIL | FEB 04, 2022 |

Wimberly INTERIORS
a design studio of WATG
strategy planning architecture landscape interiors
new york | NY | 212 274 2626 watg.com

ROYAL BLUE HOSPITALITY, LLC

PO BOX 9832
SAN JUAN, PR 00908
PUERTO RICO

client | consultant

stamp | approval

key plan

no.	date	issue

issues | revisions

EL CONQUISTADOR RESORT

1000 EL CONQUISTADOR AVENUE
FAJARDO, PR 00738-3711
PUERTO RICO

project logo

BUILDING #1 MAIN BUILDING (MB) - RETAIL CORRIDOR KEY PLAN

sheet title

project no. 195056 date 02/02/22

checked by: Checker
drawn by: Author

B1

component

I-171

sheet no.

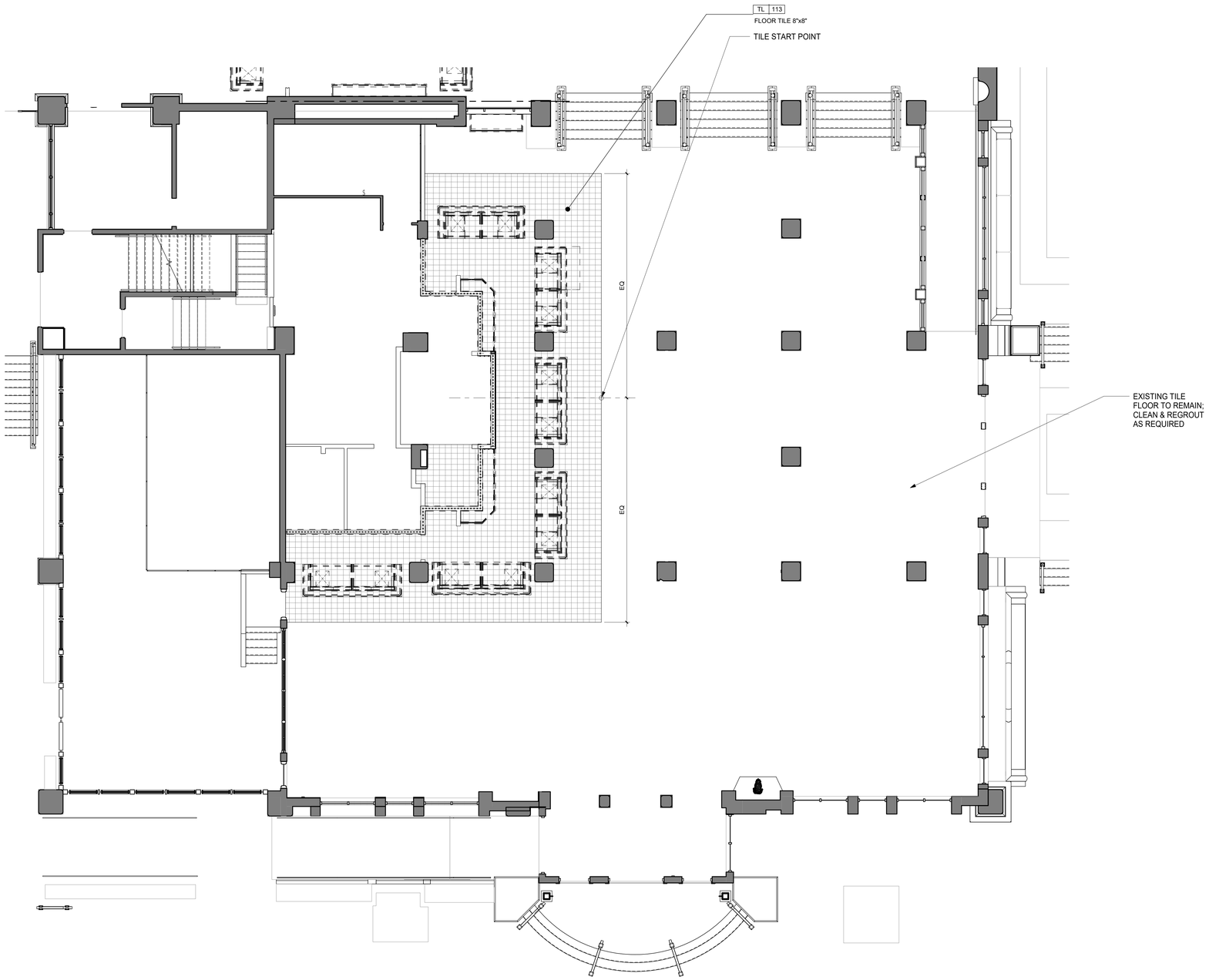

1 **MAIN LOBBY FLOOR FINISH PLAN**
3/16" = 1'-0"

2/7/2022 11:06:10 AM
The original size of this drawing is 30"x42"
Copyright © 2011 WATG. All rights reserved.

90% CD SET - MAIN LOBBY WAITING & RETAIL | FEB 04, 2022 |

Wimberly INTERIORS
a design studio of WATG
strategy planning architecture landscape interiors
new york | NY | 212 274 2626 watg.com

ROYAL BLUE HOSPITALITY, LLC
PO BOX 9832
SAN JUAN, PR 00908
PUERTO RICO

client | consultant

stamp | approval

key plan

no. date issue
issues | revisions

EL CONQUISTADOR RESORT
1000 EL CONQUISTADOR AVENUE
FAJARDO, PR 00738-3711
PUERTO RICO

project logo

BUILDING #1 MAIN BUILDING (MB) - HOTEL LOBBY FLOOR FINISH PLAN
sheet title

project no. 195056 date 05/21/21

checked by: MC
drawn by: AR

B1
component

I-257
sheet no.

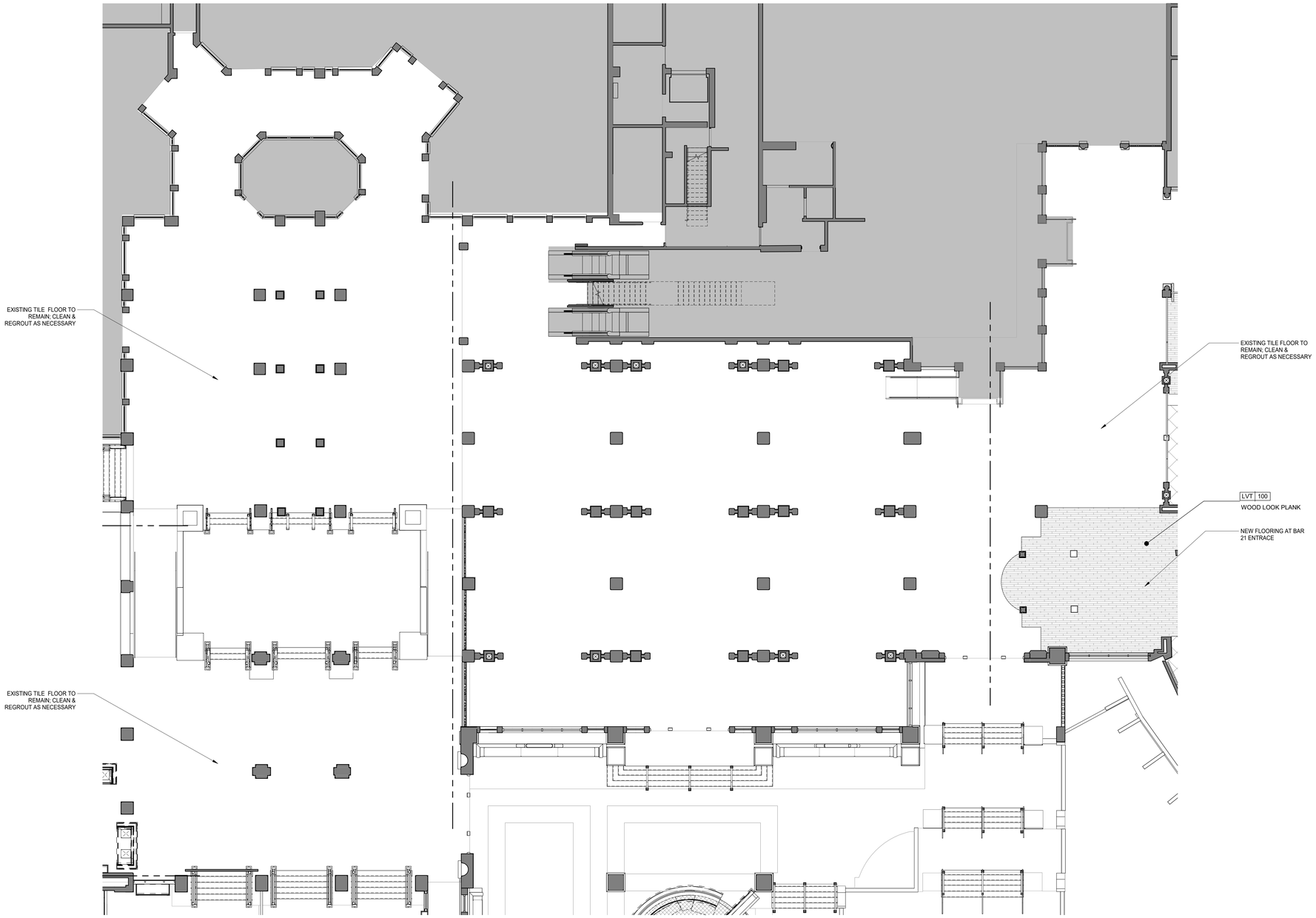

1 LOBBY RETAIL WAITING AREA FLOOR FINISH PLAN

1/8" = 1'-0"

2/7/2022 11:06:18 AM
The original size of this drawing is 30"x42"

Copyright © 2011 WATG. All rights reserved.

Wimberly INTERIORS
a design studio of WATG
strategy planning architecture landscape interiors
new york | NY | 212 274 2626 watg.com

ROYAL BLUE HOSPITALITY, LLC

PO BOX 9832
SAN JUAN, PR 00908
PUERTO RICO

client | consultant

stamp | approval

90% CD SET - MAIN LOBBY WAITING & RETAIL | FEB 04, 2022 |

key plan

no. date issue
issues | revisions

EL CONQUISTADOR RESORT

1000 EL CONQUISTADOR AVENUE
FAJARDO, PR 00738-3711
PUERTO RICO

project logo

BUILDING #1 MAIN BUILDING (MB) - LOBBY WAITING AREA FLOOR FINISH PLAN

sheet title

project no. 195056 date 09/14/21

checked by: Checker
drawn by: Author

B1
component

I-258
sheet no.

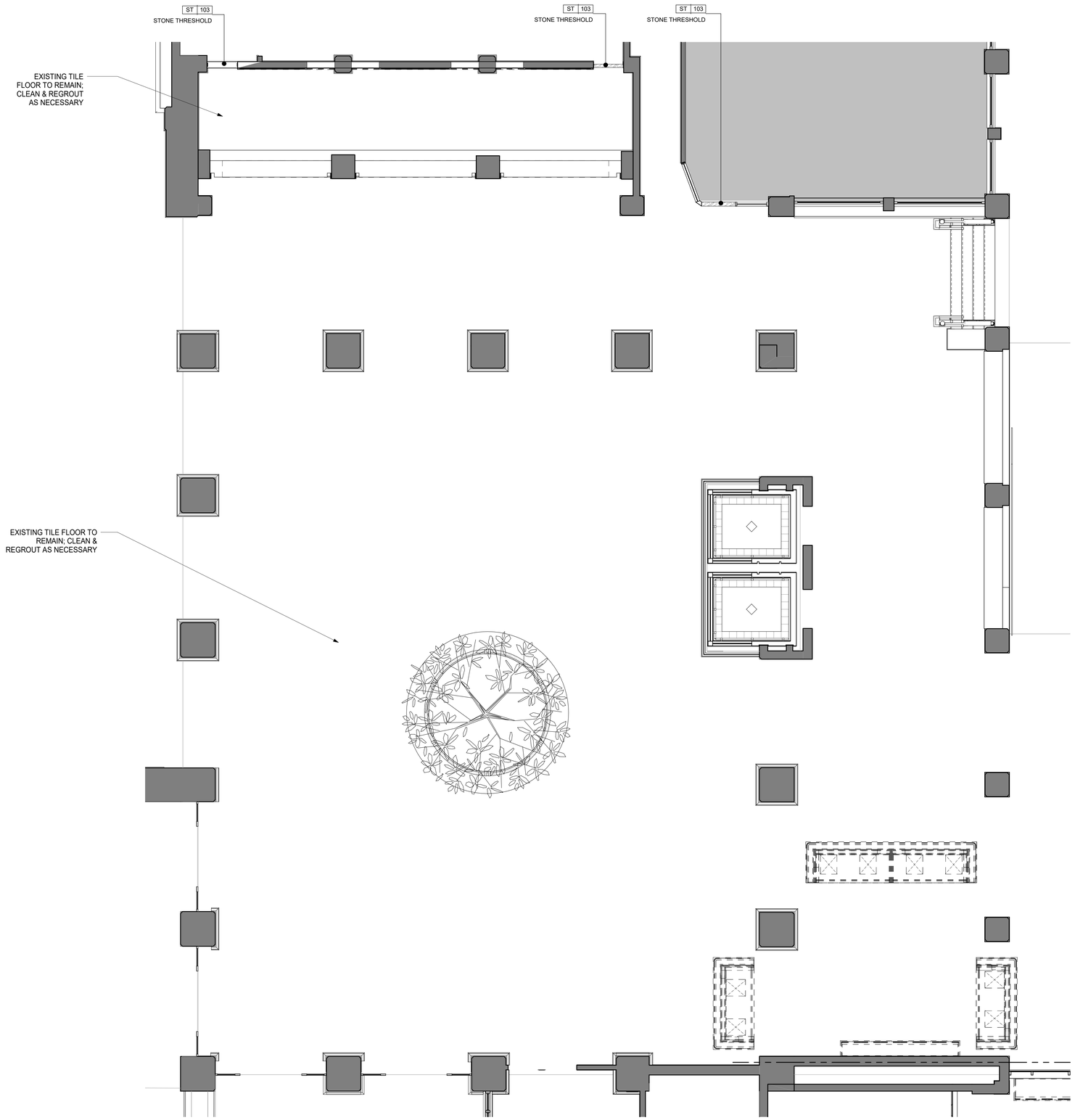

1 **ATRIUM FLOOR FINISH PLAN**
1/4" = 1'-0"

2/7/2022 11:06:21 AM
The original size of this drawing is 30"x42"
Copyright © 2011 WATG. All rights reserved.

90% CD SET - MAIN LOBBY WAITING & RETAIL | FEB 04, 2022 |

Wimberly INTERIORS
a design studio of WATG
strategy planning architecture landscape interiors
new york | NY | 212 274 2626 watg.com

ROYAL BLUE HOSPITALITY, LLC
PO BOX 9832
SAN JUAN, PR 00908
PUERTO RICO

client | consultant

stamp | approval

key plan

no.	date	issue

issues | revisions

EL CONQUISTADOR RESORT
1000 EL CONQUISTADOR AVENUE
FAJARDO, PR 00738-3711
PUERTO RICO

project logo

BUILDING #1 MAIN BUILDING (MB) - HOTEL ATRIUM FLOOR FINISH PLAN

sheet title

project no. 195056 date 09/14/21

checked by: Checker
drawn by: Author

B1
component

I-259
sheet no.

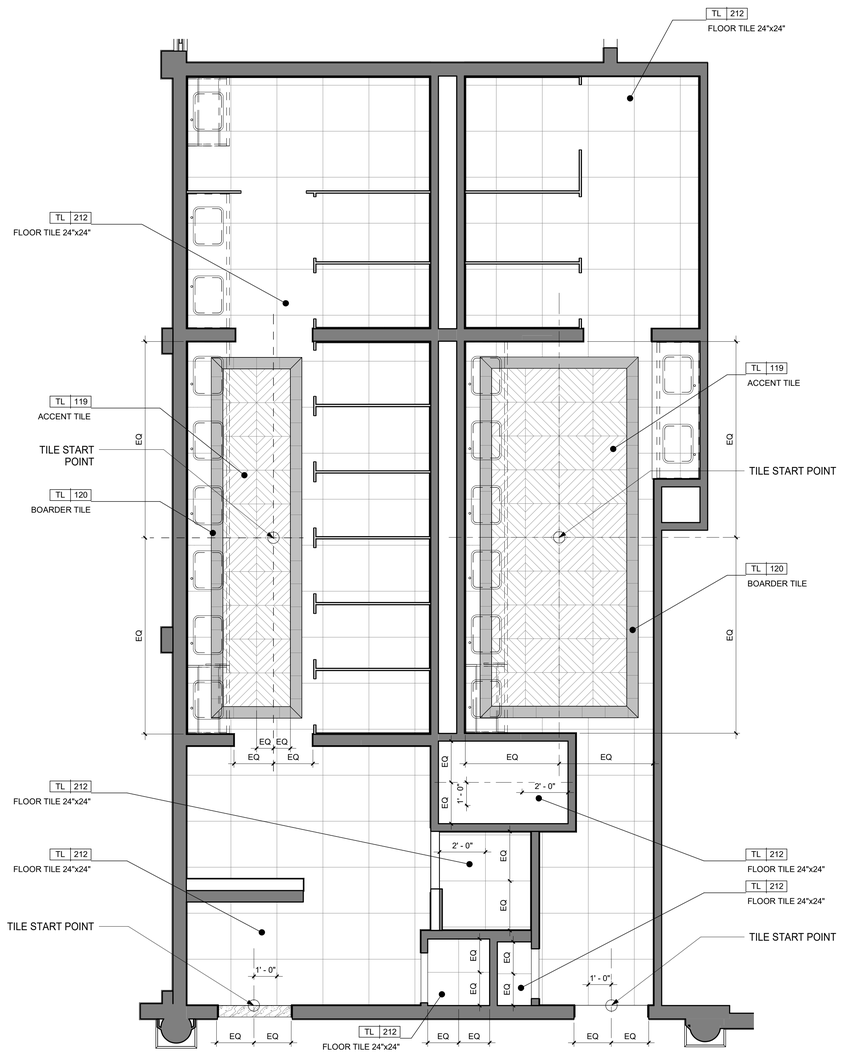

1 **MAN LOBBY SHOP AREA RESTROOMS FLOOR FINISH PLAN**
3/8" = 1'-0"

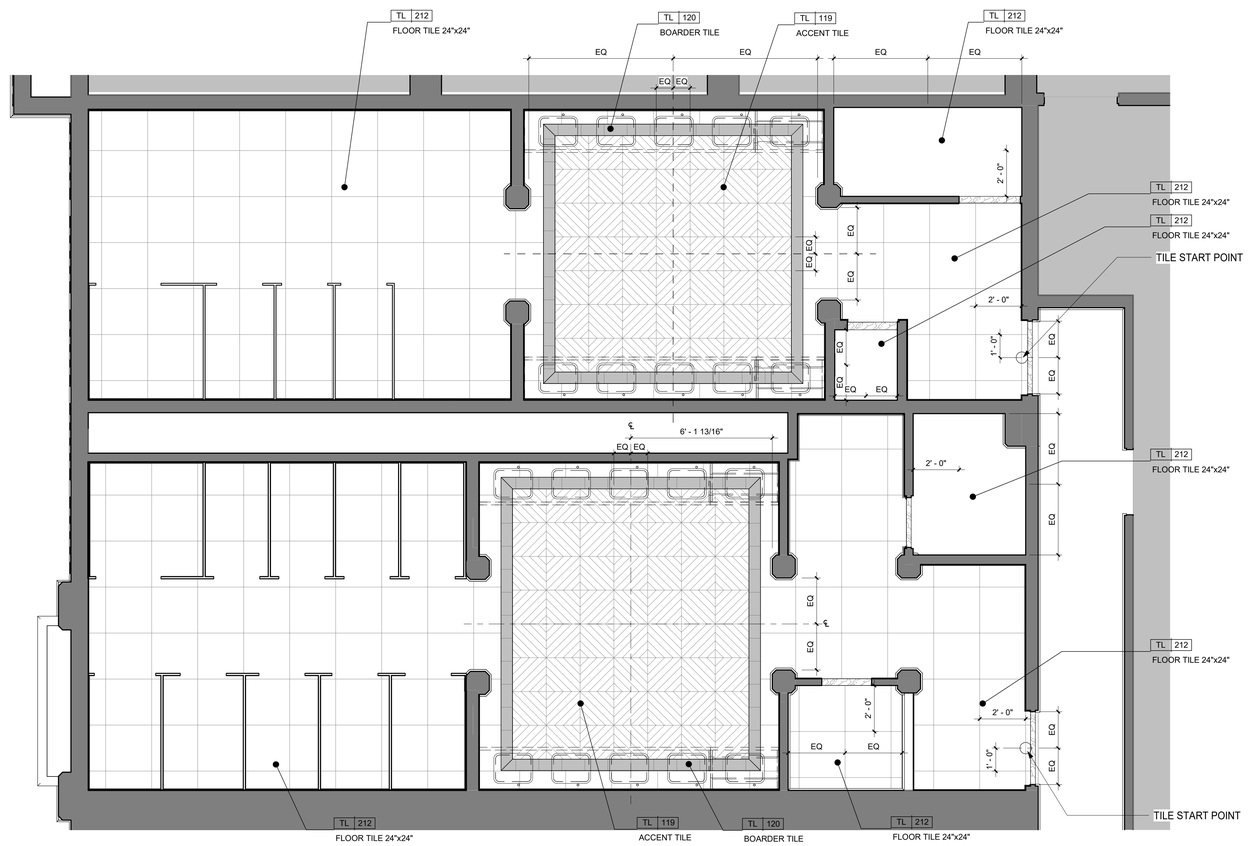

2 **CONVENTION CENTER RECEPTION RESTROOM FLOOR FINISH PLAN**
3/8" = 1'-0"

2/7/2022 11:06:26 AM
The original size of this drawing is 30"x42"
Copyright © 2011 WATG. All rights reserved.

Wimberly INTERIORS
a design studio of WATG
strategy planning architecture landscape interiors
new york | NY | 212 274 2626 watg.com

client | consultant

ROYAL BLUE HOSPITALITY, LLC
PO BOX 9832
SAN JUAN, PR 00908
PUERTO RICO

stamp | approval

90% CD SET - MAIN LOBBY WAITING & RETAIL | FEB 04, 2022 |

key plan

EL CONQUISTADOR RESORT
1000 EL CONQUISTADOR AVENUE
FAJARDO, PR 00738-3711
PUERTO RICO

no. date issue
issues | revisions

BUILDING #1 MAIN BUILDING (MB) - MAIN LOBBY PUBLIC RESTROOMS FLOOR FINISH PLAN
sheet title

project no. 195056 date 09/29/21
checked by: Checker
drawn by: Author

B1
component

I-267
sheet no.

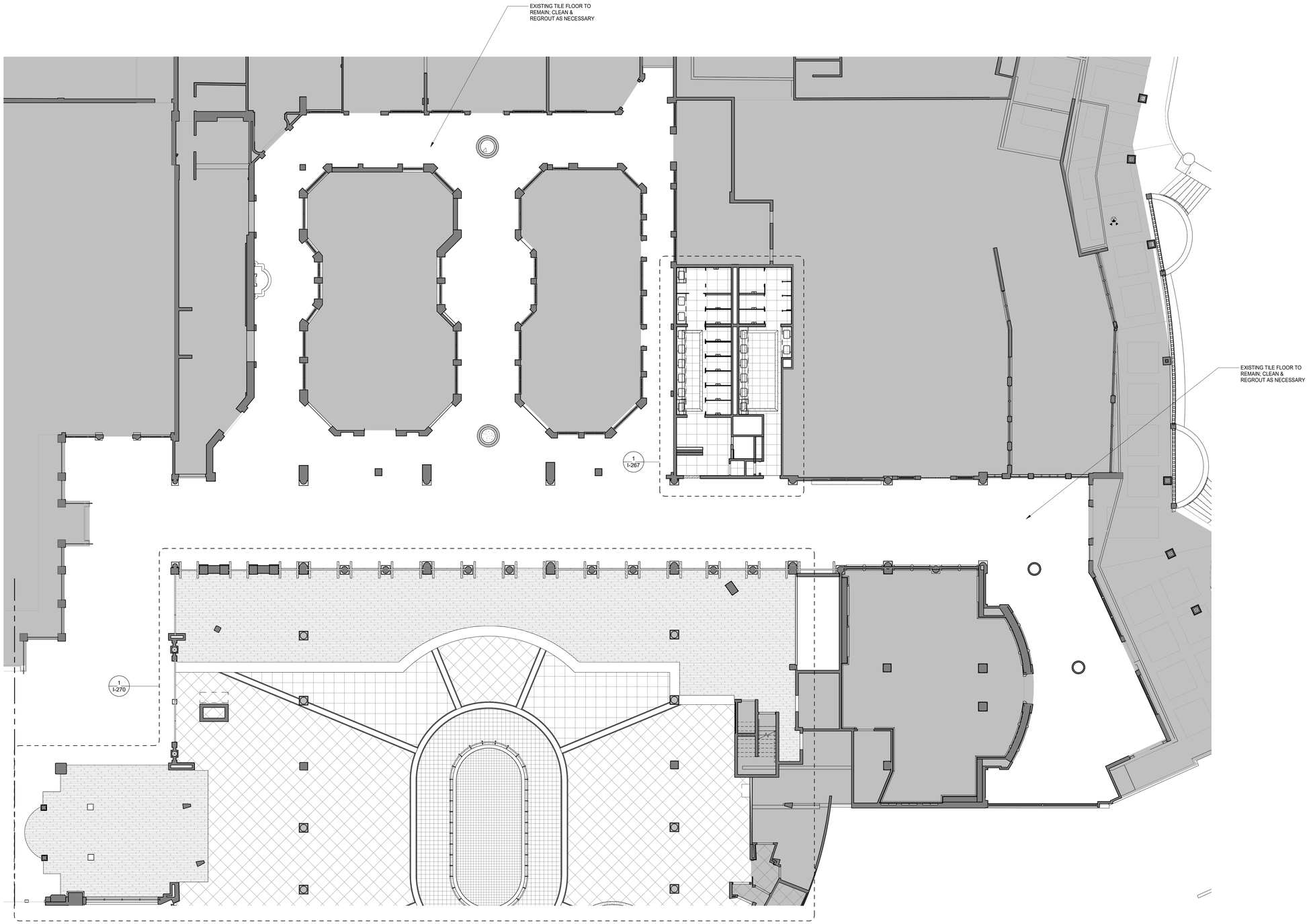

1 **RETAIL CORRIDOR FLOOR FINISH PLAN**
1/8" = 1'-0"

2/7/2022 11:06:35 AM
The original size of this drawing is 30"x42"
Copyright © 2011 WATG. All rights reserved.

90% CD SET - MAIN LOBBY WAITING & RETAIL | FEB 04, 2022 |

Wimberly INTERIORS
a design studio of WATG
strategy planning architecture landscape interiors
new york | NY | 212 274 2626 watg.com

ROYAL BLUE HOSPITALITY, LLC
PO BOX 9832
SAN JUAN, PR 00908
PUERTO RICO

client | consultant

stamp | approval

key plan

no. date issue
issues | revisions

EL CONQUISTADOR RESORT
1000 EL CONQUISTADOR AVENUE
FAJARDO, PR 00738-3711
PUERTO RICO

project logo

BUILDING #1 MAIN BUILDING (MB) - RETAIL CORRIDOR FLOOR FINISH PLAN
sheet title

project no. 195056 date 02/02/22

checked by: Checker
drawn by: Author

B1
component

I-271
sheet no.

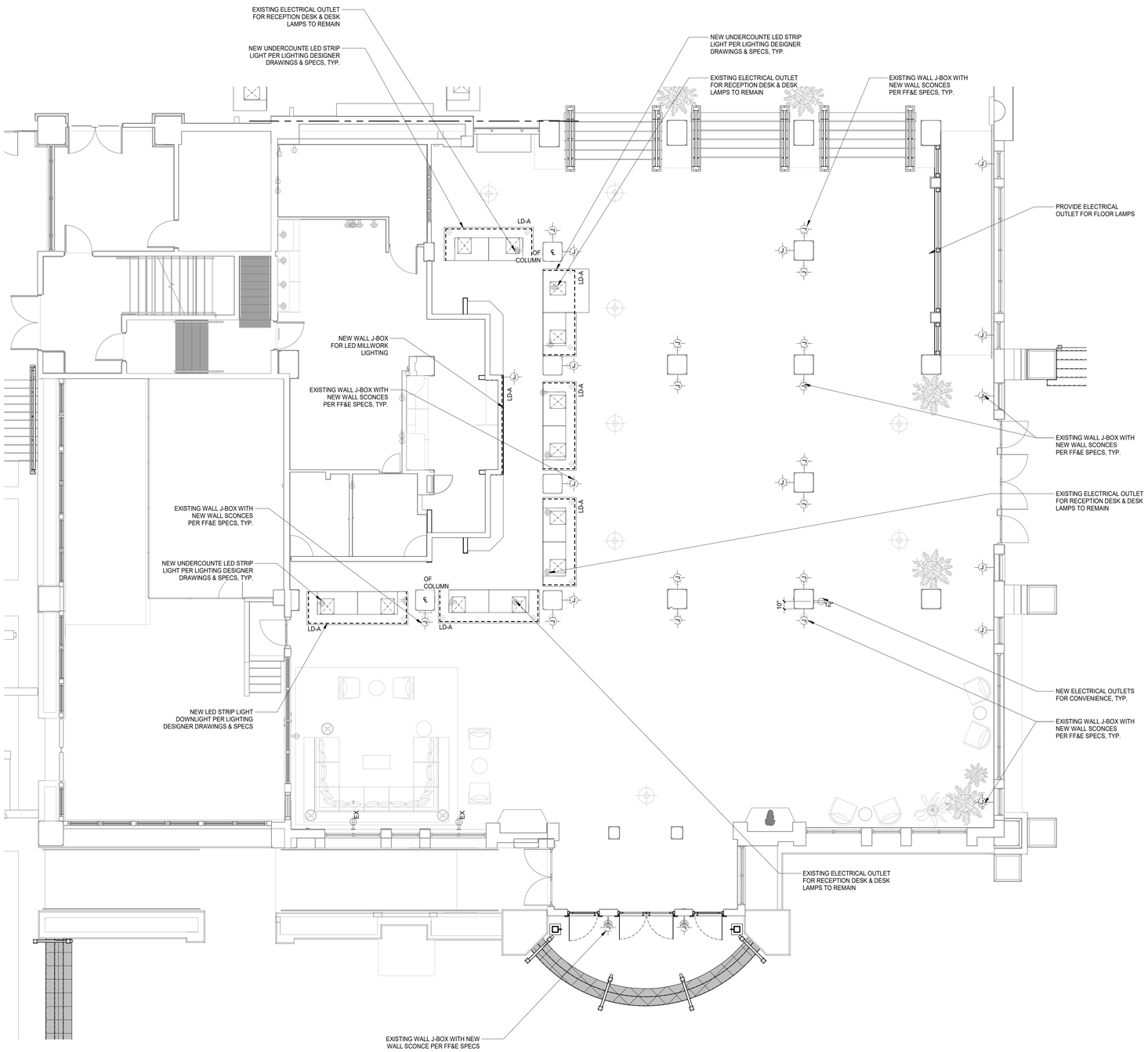

1 MAIN LOBBY ELECTRICAL PLAN

3/16" = 1'-0"

GENERAL NOTES:

1. EXISTING WALL RECEPTACLE OUTLETS TO REPLACED THROUGHTOUT WITH NEW RECAPTACLES AND COVER PLATES IN WHITE COLOR
2. EXISTING FLOOR OUTLETS TO BE REPLACED THROUGHOUT WITH NEW COVER PLATES IN SATIN STAINLESS STEEL
3. ALL EXISTING WALL J-BOXES TO BE MOVED HIGH IN ELEVATION IN ORDER TO PROVIDE ADA CLERANCE AS PER CODE. G.C. TO COORDINATE WITH WALL SCONCE FF&E SPEC, SIZE & LOCATION OF J-BOX

90% CD SET - MAIN LOBBY WAITING & RETAIL | FEB 04, 2022 |

Wimberly INTERIORS
a design studio of WATG
strategy planning architecture landscape interiors
new york | NY | 212 274 2626 watg.com

ROYAL BLUE HOSPITALITY, LLC

PO BOX 9832
SAN JUAN, PR 00908
PUERTO RICO

client | consultant

stamp | approval

key plan

no.	date	issue

issues | revisions

EL CONQUISTADOR RESORT

1000 EL CONQUISTADOR AVENUE
FAJARDO, PR 00738-3711
PUERTO RICO

project logo

BUILDING #1 MAIN BUILDING (MB) - MAIN LOBBY ELECTRICAL PLAN

sheet title

project no. 195056 date 05/21/21

checked by: MC
drawn by: AR

B1
component

I-357
sheet no.

2/7/2022 11:06:39 AM
The original size of this drawing is 30"x42" Copyright © 2011 WATG. All rights reserved.

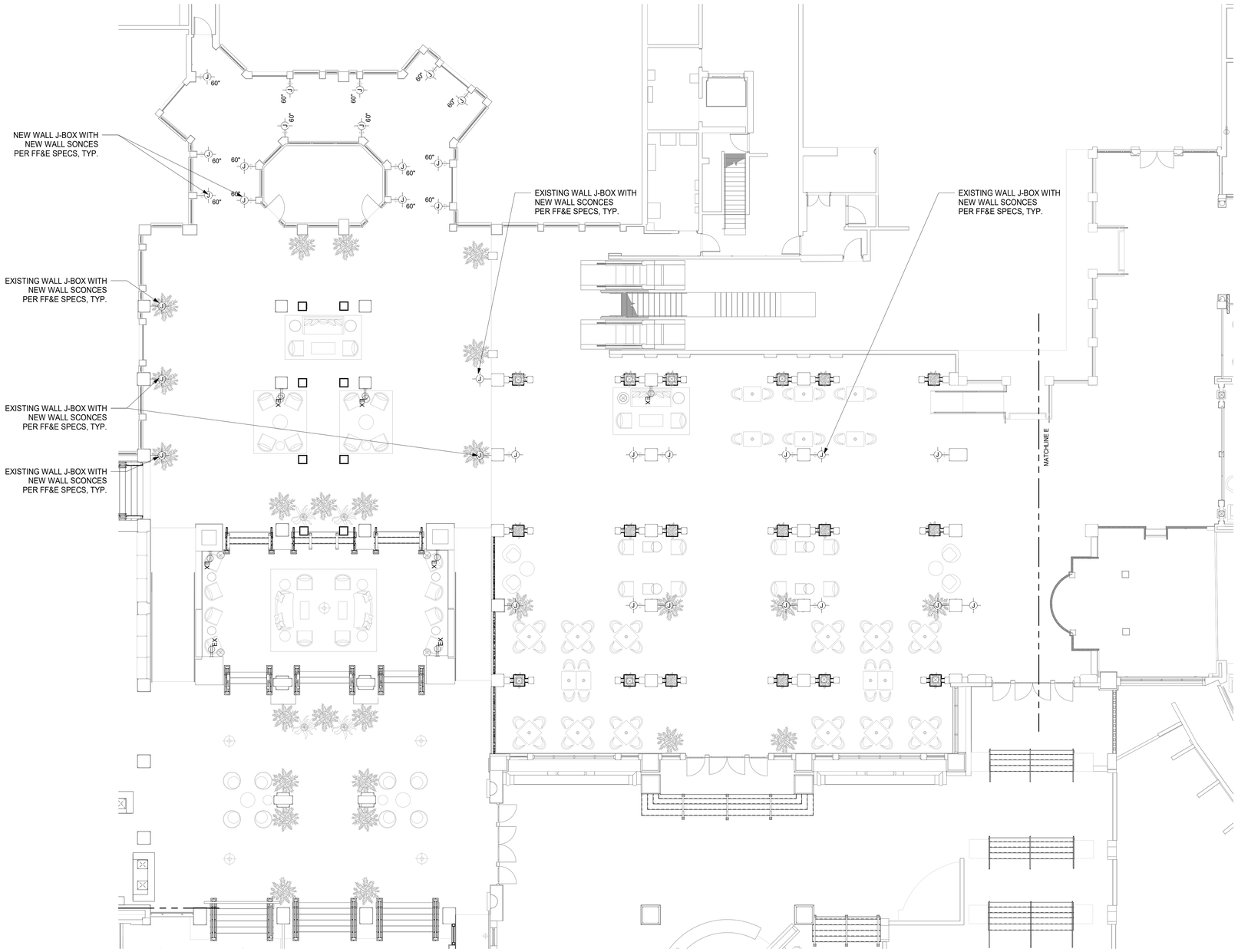

1 LOBBY RETAIL WAITING AREA ELECTRICAL PLAN

1/8" = 1'-0"

GENERAL NOTES:

1. EXISTING WALL RECEPTACLE OUTLETS TO REPLACED THROUGHTOUT WITH NEW RECAPTACLES AND COVER PLATES IN WHITE COLOR
2. EXISTING FLOOR OUTLETS TO BE REPLACED THROUGHOUT WITH NEW COVER PLATES IN SATIN STAINLESS STEEL
3. ALL EXISTING WALL J-BOXES TO BE MOVED HIGH IN ELEVATION IN ORDER TO PROVIDE ADA CLERANCE AS PER CODE. G.C. TO COORDINATE WITH WALL SCONCE FF&E SPEC, SIZE & LOCATION OF J-BOX

90% CD SET - MAIN LOBBY WAITING & RETAIL | FEB 04, 2022 |

Wimberly INTERIORS
a design studio of WATG
strategy planning architecture landscape interiors
new york | NY | 212 274 2626 watg.com

ROYAL BLUE HOSPITALITY, LLC

PO BOX 9832
SAN JUAN, PR 00908
PUERTO RICO

client | consultant

stamp | approval

key plan

no.	date	issue

issues | revisions

EL CONQUISTADOR RESORT

1000 EL CONQUISTADOR AVENUE
FAJARDO, PR 00738-3711
PUERTO RICO

project logo

BUILDING #1 MAIN BUILDING (MB) - LOBBY RETAIL WAITING AREA ELECTRICAL PLAN

sheet title

project no. 195056 date 09/14/21

checked by: Checker
drawn by: Author

B1
component

I-358
sheet no.

2/7/2022 11:06:44 AM
The original size of this drawing is 30"x42" Copyright © 2011 WATG. All rights reserved.

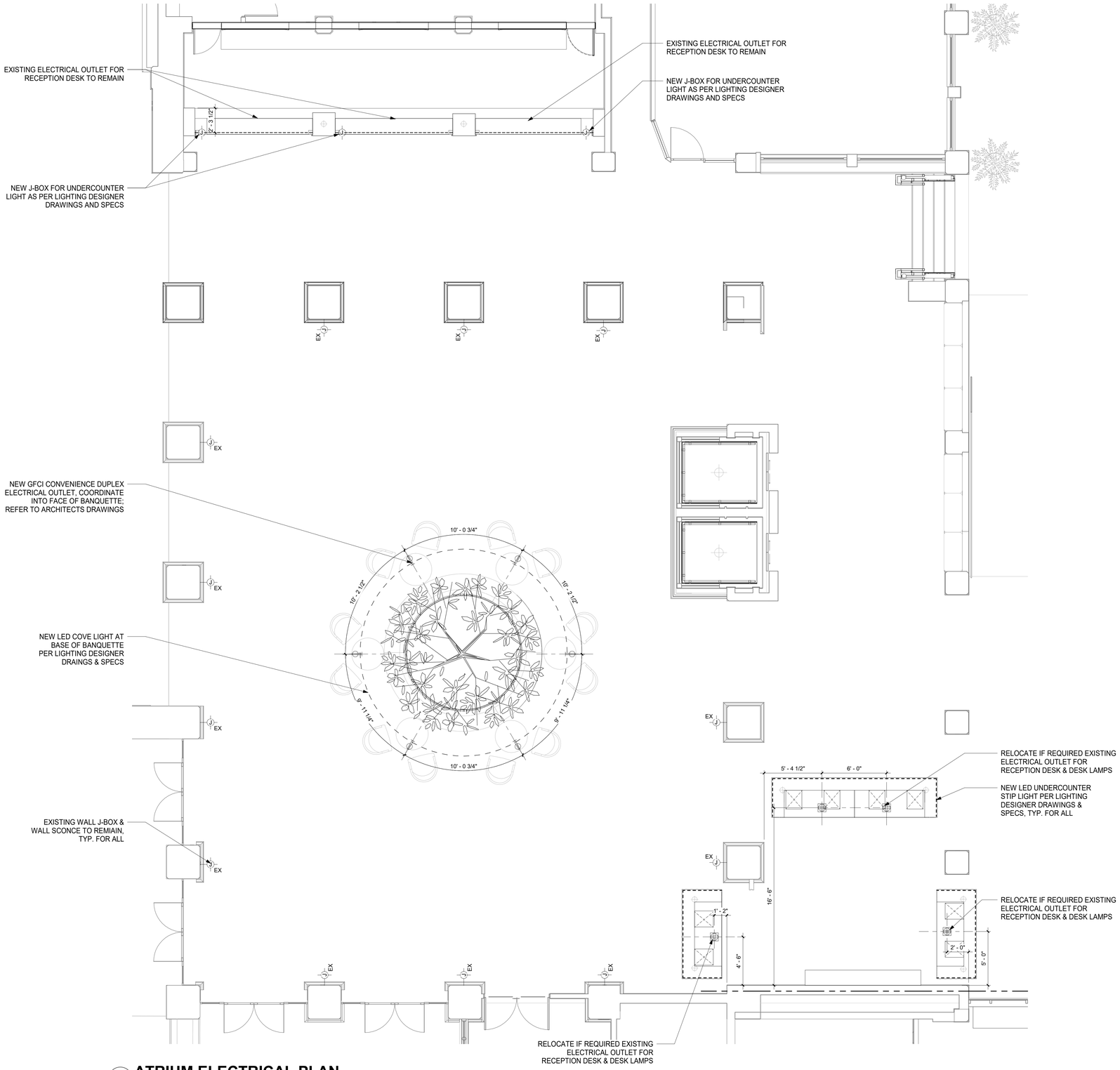

1 ATRIUM ELECTRICAL PLAN

1/4" = 1'-0"

GENERAL NOTES:

1. EXISTING WALL RECEPTACLE OUTLETS TO REPLACED THROUGHTOUT WITH NEW RECAPTACLES AND COVER PLATES IN WHITE COLOR
2. EXISTING FLOOR OUTLETS TO BE REPLACED THROUGHOUT WITH NEW COVER PLATES IN SATIN STAINLESS STEEL
3. ALL EXISTING WALL J-BOXES TO BE MOVED HIGH IN ELEVATION IN ORDER TO PROVIDE ADA CLERANCE AS PER CODE. G.C. TO COORDINATE WITH WALL SCONCE FF&E SPEC, SIZE & LOCATION OF J-BOX

90% CD SET - MAIN LOBBY WAITING & RETAIL | FEB 04, 2022 |

Wimberly INTERIORS
a design studio of WATG
strategy planning architecture landscape interiors
new york | NY | 212 274 2626 watg.com

ROYAL BLUE HOSPITALITY, LLC

PO BOX 9832
SAN JUAN, PR 00908
PUERTO RICO

client | consultant

stamp | approval

key plan

no.	date	issue

issues | revisions

EL CONQUISTADOR RESORT

1000 EL CONQUISTADOR AVENUE
FAJARDO, PR 00738-3711
PUERTO RICO

project logo

BUILDING #1 MAIN BUILDING (MB) - HOTEL ATRIUM ELECTRICAL PLAN

sheet title

project no. 195056 date 09/14/21

checked by: Checker
drawn by: Author

B1
component

I-359
sheet no.

2/7/2022 11:06:47 AM
The original size of this drawing is 30"x42" Copyright © 2011 WATG. All rights reserved.

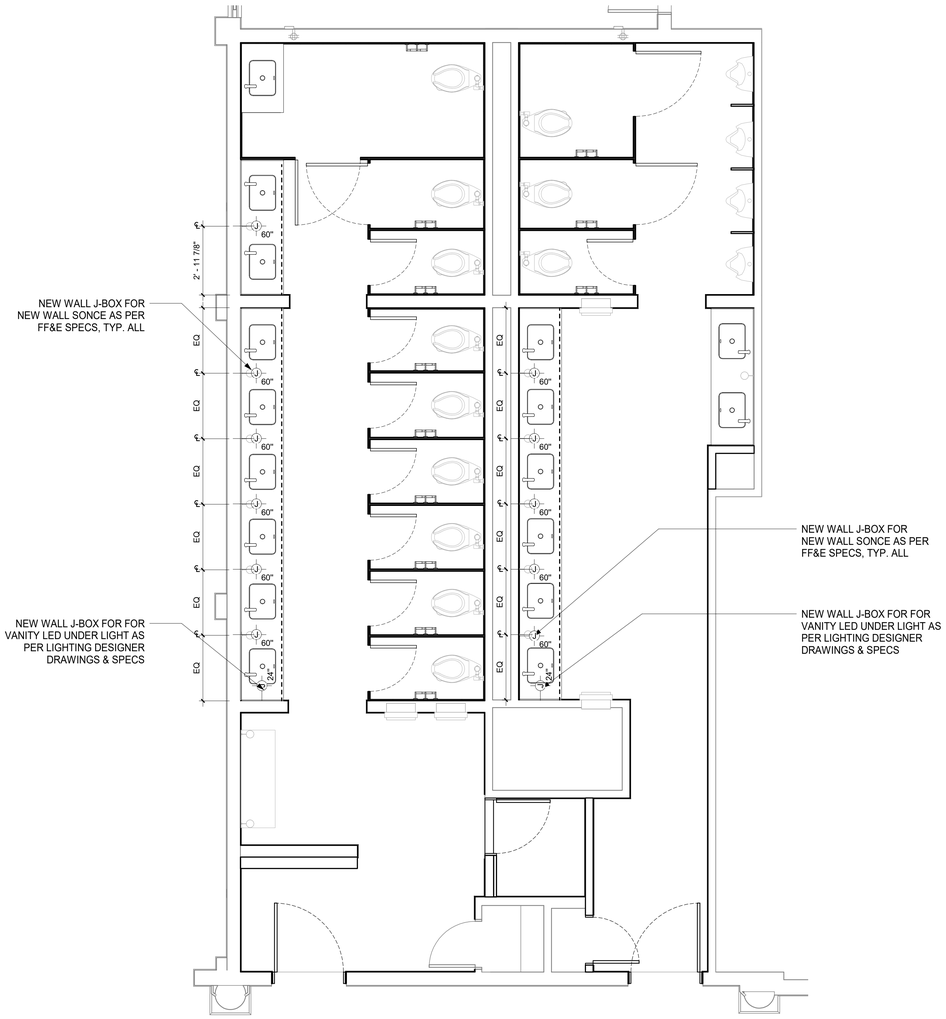

1 **MAIN LOBBY SHOPS AREA RESTROOMS ELECTRICAL PLAN**
3/8" = 1'-0"

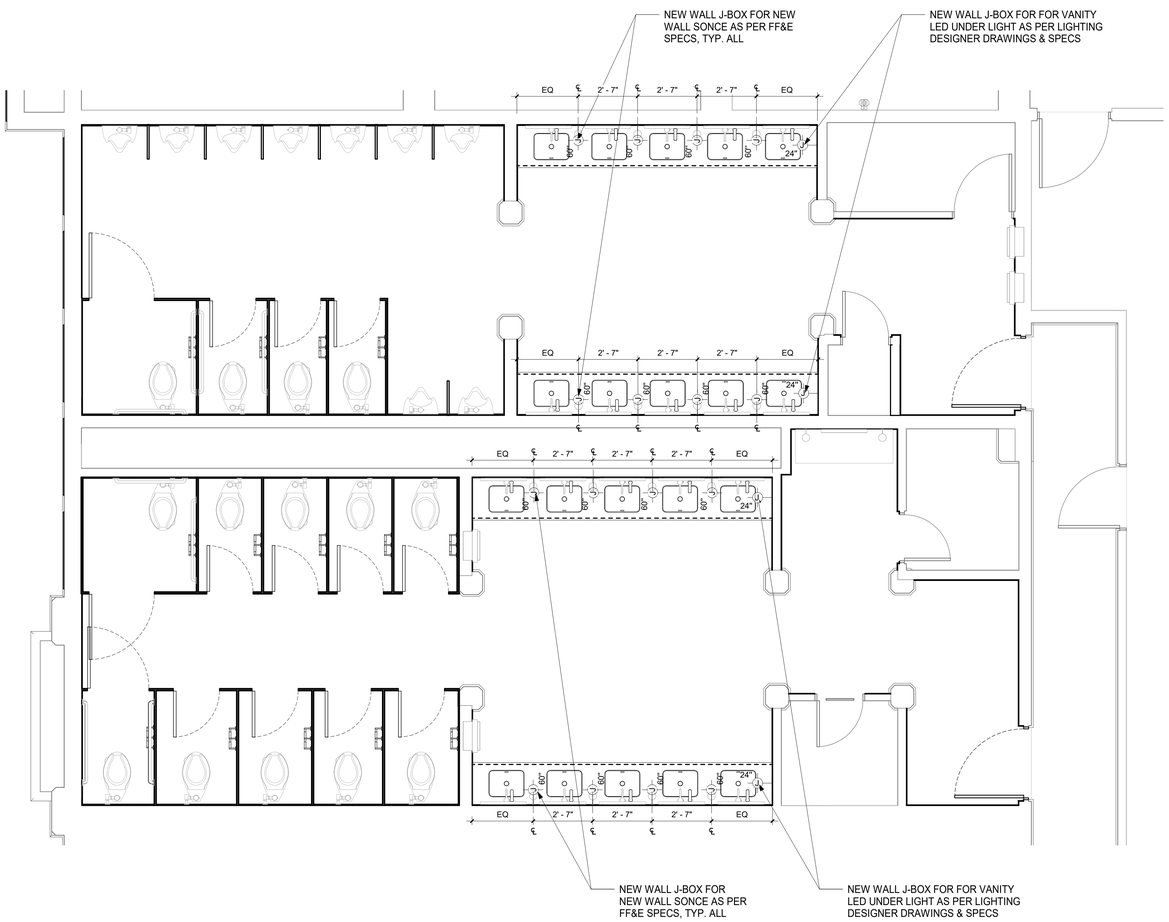

2 **CONVENTION CENTER RECEPTION RESTROOMS ELECTRICAL PLAN**
3/8" = 1'-0"

2/7/2022 11:06:51 AM
The original size of this drawing is 30"x42"
Copyright © 2011 WATG. All rights reserved.

Wimberly INTERIORS
a design studio of WATG
strategy planning architecture landscape interiors
new york | NY | 212 274 2626 watg.com

ROYAL BLUE HOSPITALITY, LLC

PO BOX 9832
SAN JUAN, PR 00908
PUERTO RICO

client | consultant

stamp | approval

90% CD SET - MAIN LOBBY WAITING & RETAIL | FEB 04, 2022 |

key plan

no. date issue
issues | revisions

EL CONQUISTADOR RESORT

1000 EL CONQUISTADOR AVENUE
FAJARDO, PR 00738-3711
PUERTO RICO

BUILDING #1 MAIN BUILDING (MB) - MAIN LOBBY PUBLIC RESTROOMS ELECTRICAL PLAN
sheet title

project no. 195056 date 09/29/21

checked by: Checker
drawn by: Author

B1
component

I-367
sheet no.

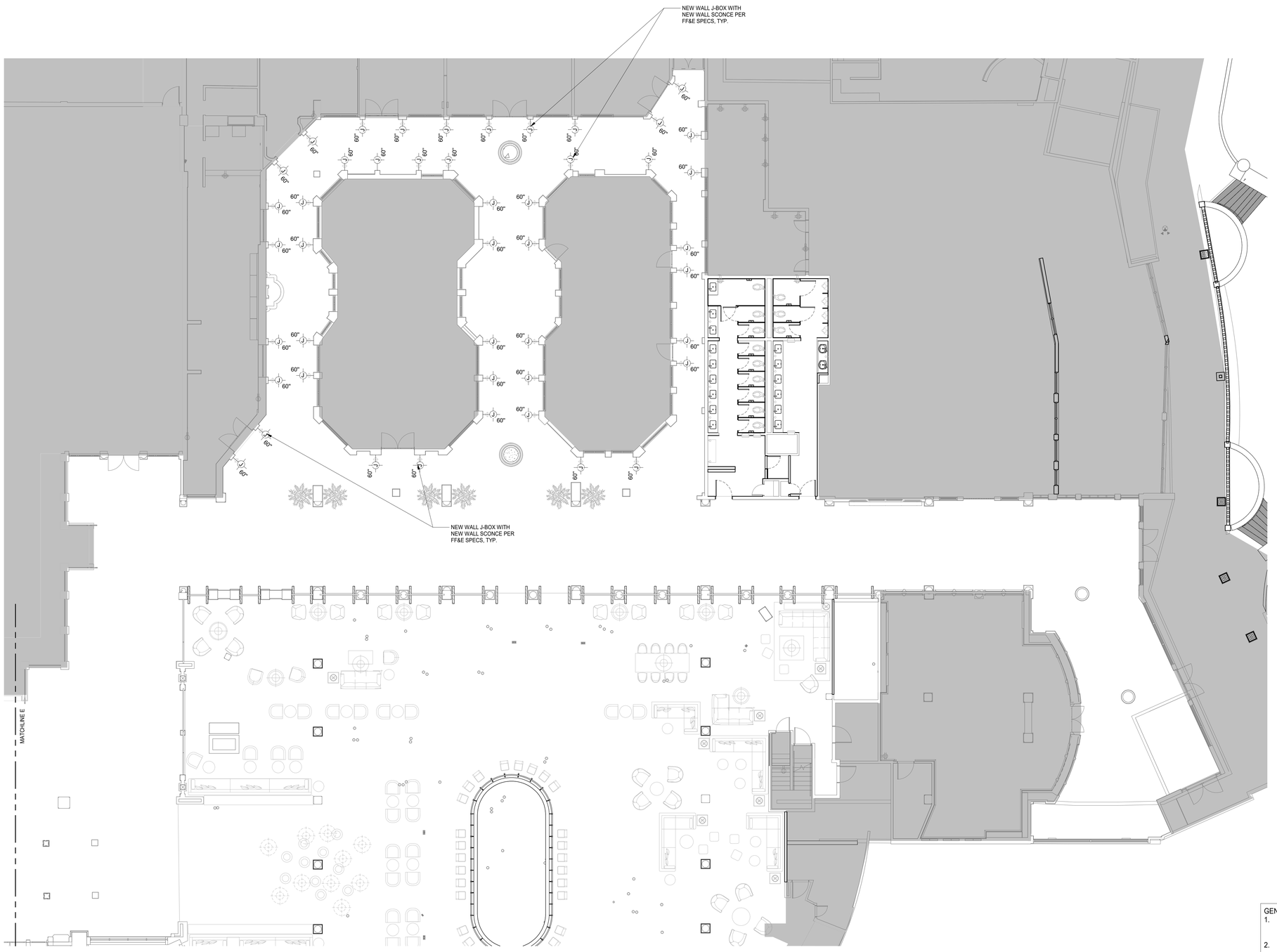

1 **RETAIL CORRIDOR ELECTRICAL PLAN**
1/8" = 1'-0"

GENERAL NOTES:
1. EXISTING WALL RECEPTACLE OUTLETS TO REPLACED THROUGHTOUT WITH NEW RECAPTACLES AND COVER PLATES IN WHITE COLOR
2. EXISTING FLOOR OUTLETS TO BE REPLACED THROUGHOUT WITH NEW COVER PLATES IN SATIN STAINLESS STEEL
3. ALL EXISTING WALL J-BOXES TO BE MOVED HIGH IN ELEVATION IN ORDER TO PROVIDE ADA CLERANCE AS PER CODE. G.C. TO COORDINATE WITH WALL SCONCE FF&E SPEC, SIZE & LOCATION OF J-BOX

90% CD SET - MAIN LOBBY WAITING & RETAIL | FEB 04, 2022 |

Wimberly INTERIORS
a design studio of WATG
strategy planning architecture landscape interiors
new york | NY | 212 274 2626 watg.com

ROYAL BLUE HOSPITALITY, LLC
PO BOX 9832
SAN JUAN, PR 00908
PUERTO RICO

client | consultant

stamp | approval

key plan

no. date issue
issues | revisions

EL CONQUISTADOR RESORT
1000 EL CONQUISTADOR AVENUE
FAJARDO, PR 00738-3711
PUERTO RICO

project logo

BUILDING #1 MAIN BUILDING (MB) - RETAIL CORRIDOR ELECTRICAL PLAN
sheet title

project no. 195056 date 02/02/22
checked by: Checker
drawn by: Author

B1
component

I-371
sheet no.

2/7/2022 11:07:00 AM
The original size of this drawing is 30"x42" Copyright © 2011 WATG. All rights reserved.

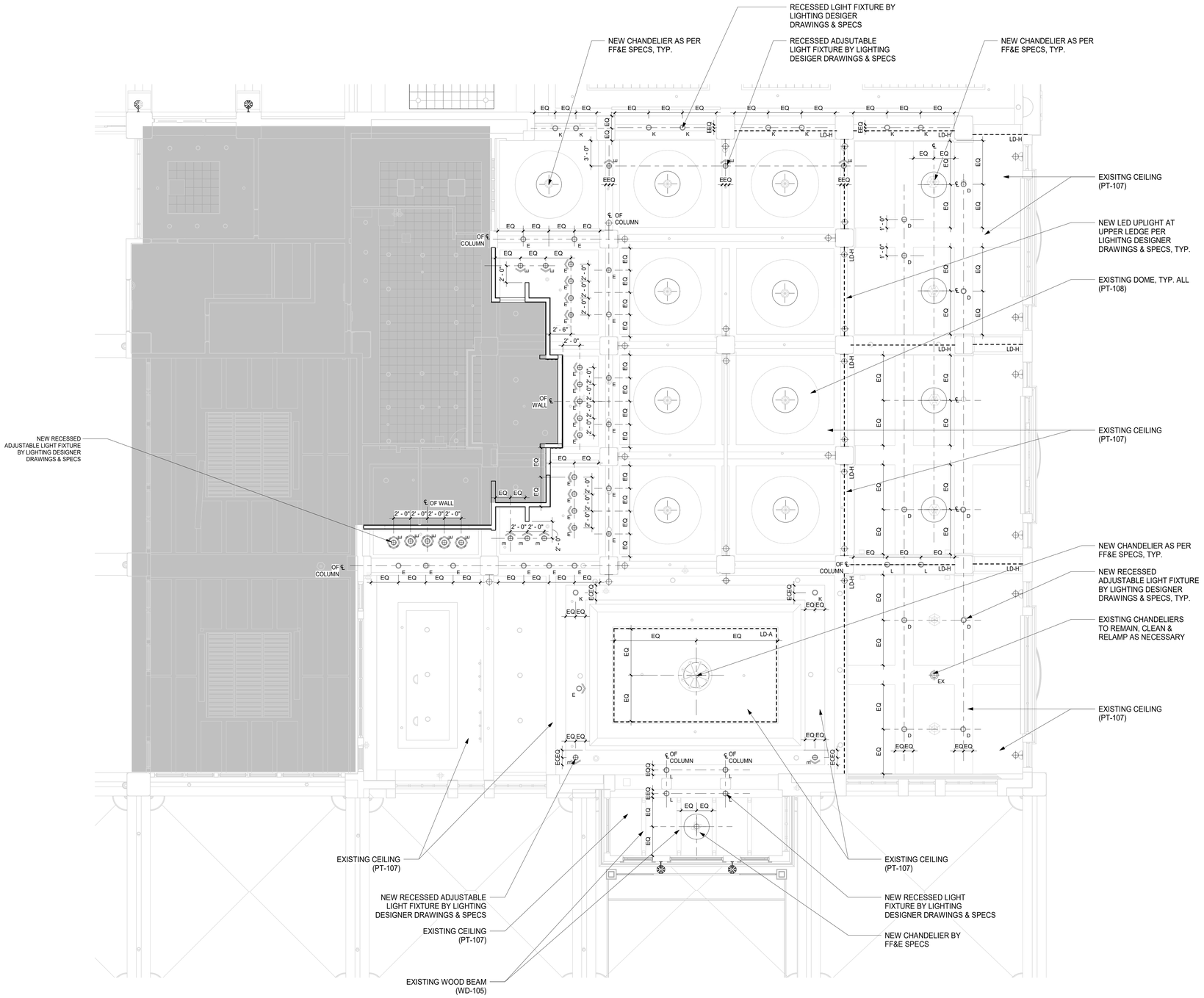

1 MAIN LOBBY REFLECTED CEILING PLAN

3/16" = 1'-0"

Copyright © 2011 WATG. All rights reserved.

2/7/2022 11:07:11 AM
The original size of this drawing is 30"x42"

Wimberly INTERIORS
a design studio of WATG

strategy planning architecture landscape interiors

new york | NY | 212 274 2626 watg.com

ROYAL BLUE HOSPITALITY, LLC

PO BOX 9832
SAN JUAN, PR 00908
PUERTO RICO

client | consultant

stamp | approval

key plan

90% CD SET - MAIN LOBBY WAITING & RETAIL | FEB 04, 2022 |

no.	date	issue

issues | revisions

EL CONQUISTADOR RESORT

1000 EL CONQUISTADOR AVENUE
FAJARDO, PR 00738-3711
PUERTO RICO

project logo

BUILDING #1 MAIN BUILDING (MB) - MAIN LOBBY REFLECTED CEILING PLAN

sheet title

project no. 195056 date 05/21/21

checked by: MC
drawn by: AR

B1
component

I-457
sheet no.

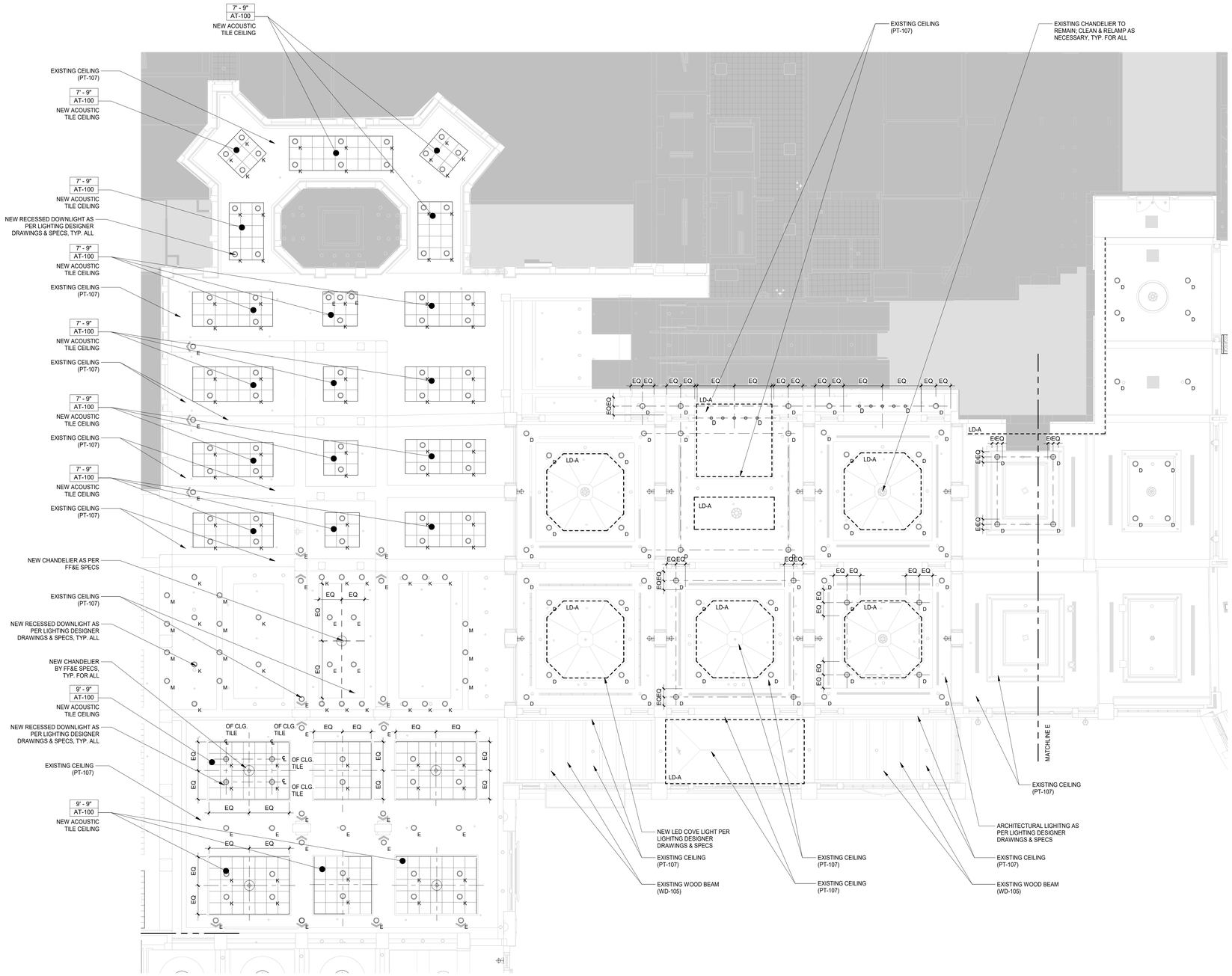

1 LOBBY RETAIL WAITING AREA REFLECTED CEILING PLAN

1/8" = 1'-0"

NOTES:
ALL ARCHITECTURAL LIGHTING AS PER LIGHITNG DESIGNER DRAWINGS AND SPECIFICATIONS

90% CD SET - MAIN LOBBY WAITING & RETAIL | FEB 04, 2022 |

Wimberly INTERIORS
a design studio of WATG
strategy planning architecture landscape interiors
new york | NY | 212 274 2626 watg.com

ROYAL BLUE HOSPITALITY, LLC

PO BOX 9832
SAN JUAN, PR 00908
PUERTO RICO

client | consultant

stamp | approval

key plan

no.	date	issue

issues | revisions

EL CONQUISTADOR RESORT

1000 EL CONQUISTADOR AVENUE
FAJARDO, PR 00738-3711
PUERTO RICO

project logo

BUILDING #1 MAIN BUILDING (MB) - LOBBY RETAIL WAITING AREA REFLECT CEILING PLAN

sheet title

project no. 195056 date 09/14/21

checked by: Checker
drawn by: Author

B1
component

I-458
sheet no.

2/7/2022 11:07:26 AM
The original size of this drawing is 30"x42"
Copyright © 2011 WATG. All rights reserved.



1 HOTEL ATRIUM REFLECTED CEILING PLAN

1/4" = 1'-0"

Copyright © 2011 WATG. All rights reserved.

2/7/2022 11:07:31 AM
The original size of this drawing is 30"x42"

Wimberly INTERIORS
a design studio of WATG

strategy planning architecture landscape interiors

new york | NY | 212 274 2626 watg.com

ROYAL BLUE HOSPITALITY, LLC

PO BOX 9832
SAN JUAN, PR 00908
PUERTO RICO

client | consultant

stamp | approval

90% CD SET - MAIN LOBBY WAITING & RETAIL | FEB 04, 2022 |

key plan

no.	date	issue

issues | revisions

EL CONQUISTADOR RESORT

1000 EL CONQUISTADOR AVENUE
FAJARDO, PR 00738-3711
PUERTO RICO

project logo

BUILDING #1 MAIN BUILDING (MB) - HOTEL ATRIUM REFLECTED CEILING PLAN

sheet title

project no. 195056 date 09/14/21

checked by: Checker
drawn by: Author

B1
component

I-459
sheet no.

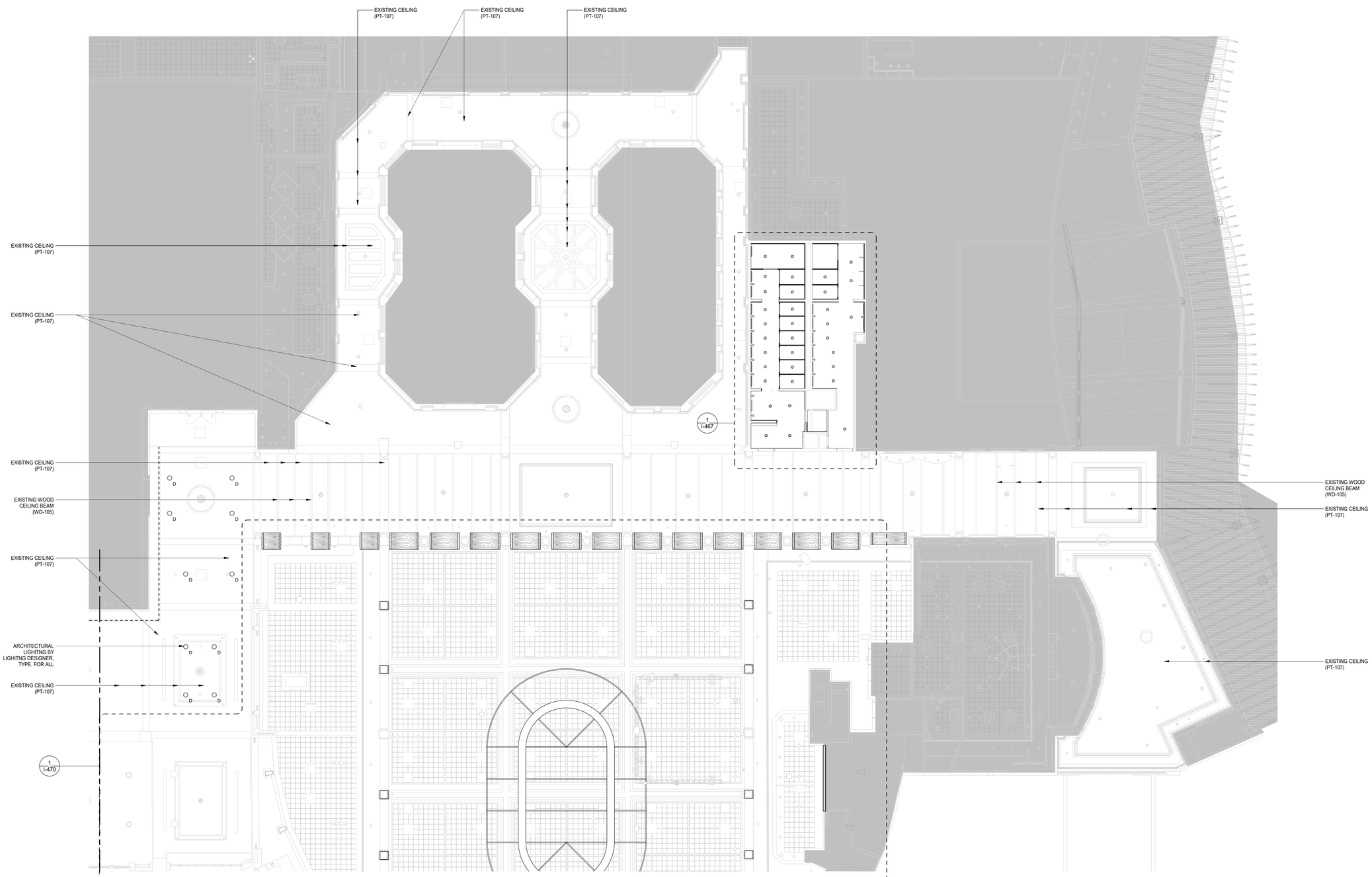

1 RETAIL CORRIDOR REF. CEILING PLAN
1/8" = 1'-0"

2/7/2022 11:08:06 AM
The original size of this drawing is 30"x42"

Copyright © 2011 WATG. All rights reserved.

Wimberly INTERIORS
a design studio of WATG
strategy planning architecture landscape interiors
new york | NY | 212 274 2626 watg.com

ROYAL BLUE HOSPITALITY, LLC
PO BOX 9832
SAN JUAN, PR 00908
PUERTO RICO

client | consultant

stamp | approval

90% CD SET - MAIN LOBBY WAITING & RETAIL | FEB 04, 2022 |

key plan

no.	date	issue

issues | revisions

EL CONQUISTADOR RESORT
1000 EL CONQUISTADOR AVENUE
FAJARDO, PR 00738-3711
PUERTO RICO

project logo

BUILDING #1 MAIN BUILDING (MB) - RETAIL CORRIDOR REFLECTED CEILING PLAN

sheet title

project no. 195056 date 02/02/22

checked by: Checker
drawn by: Author

B1
component

I-471
sheet no.

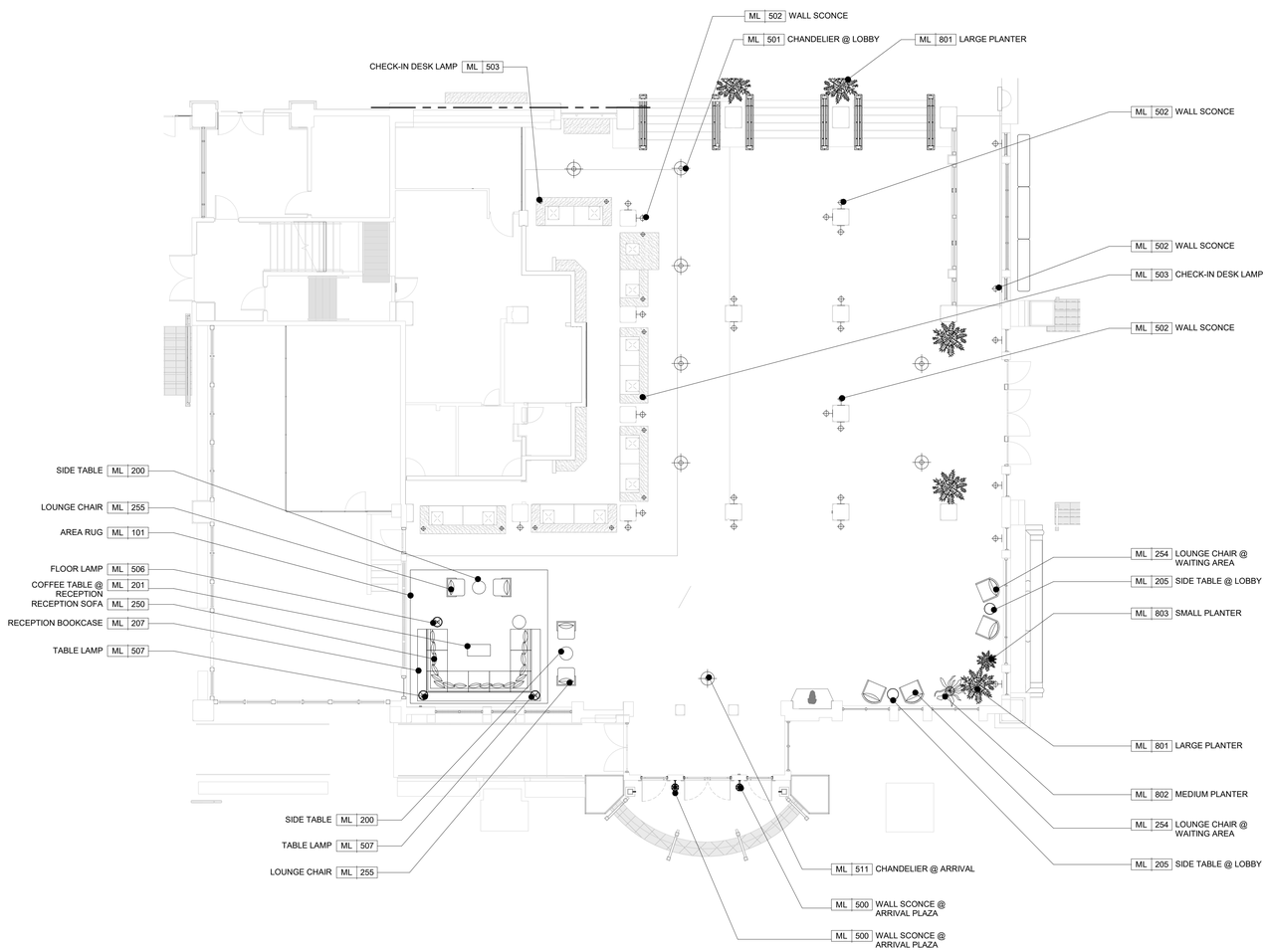

1 **MAIN LOBBY FF&E PLAN**
1/8" = 1'-0"

3/7/2022 11:08:10 AM
The original size of this drawing is 30"x42" Copyright © 2011 WATG. All rights reserved.

Wimberly INTERIORS
a design studio of WATG
strategy planning architecture landscape interiors
new york | NY | 212 274 2626 watg.com

ROYAL BLUE HOSPITALITY, LLC
PO BOX 9832
SAN JUAN, PR 00908
PUERTO RICO

client | consultant

stamp | approval

90% CD SET - MAIN LOBBY WAITING & RETAIL | FEB 04, 2022 |

key plan

no. date issue
issues | revisions

EL CONQUISTADOR RESORT
1000 EL CONQUISTADOR AVENUE
FAJARDO, PR 00738-3711
PUERTO RICO

project logo

BUILDING #1 MAIN BUILDING (MB) - MAIN LOBBY FF&E PLAN
sheet title

project no. 195056 date 05/21/21

checked by: MC
drawn by: AR

B1
component

I-557
sheet no.

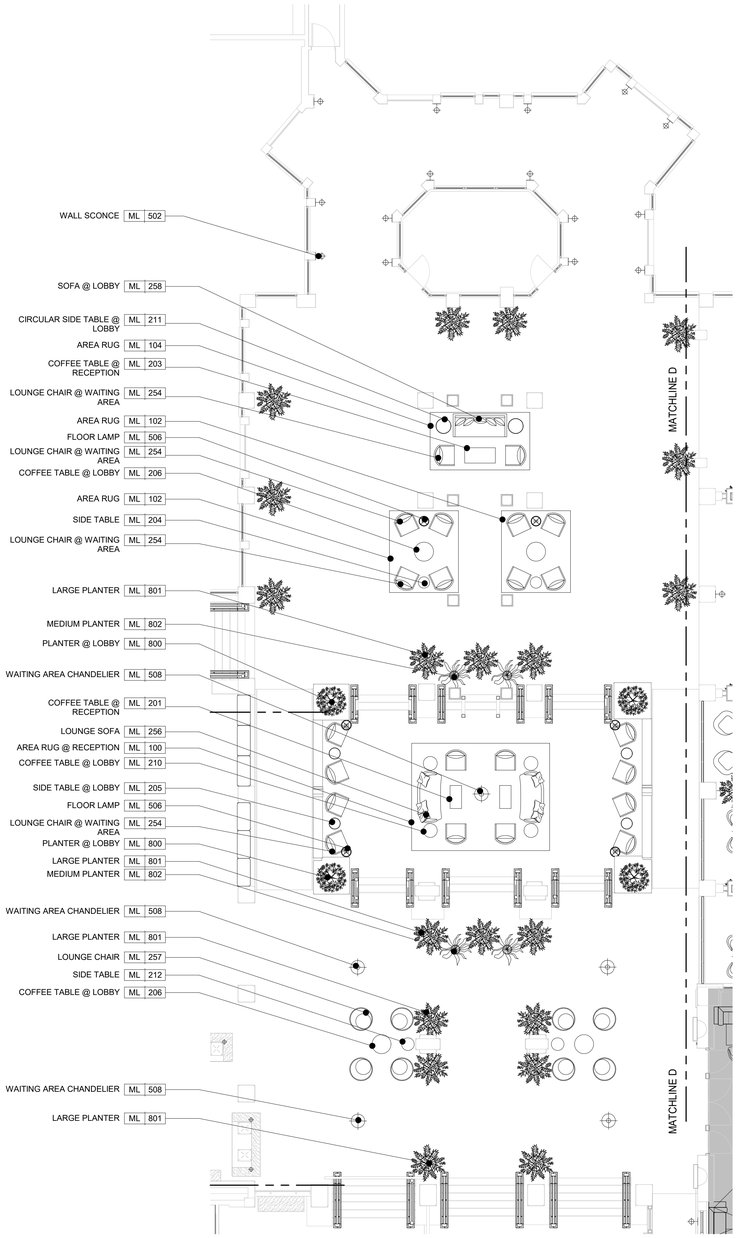

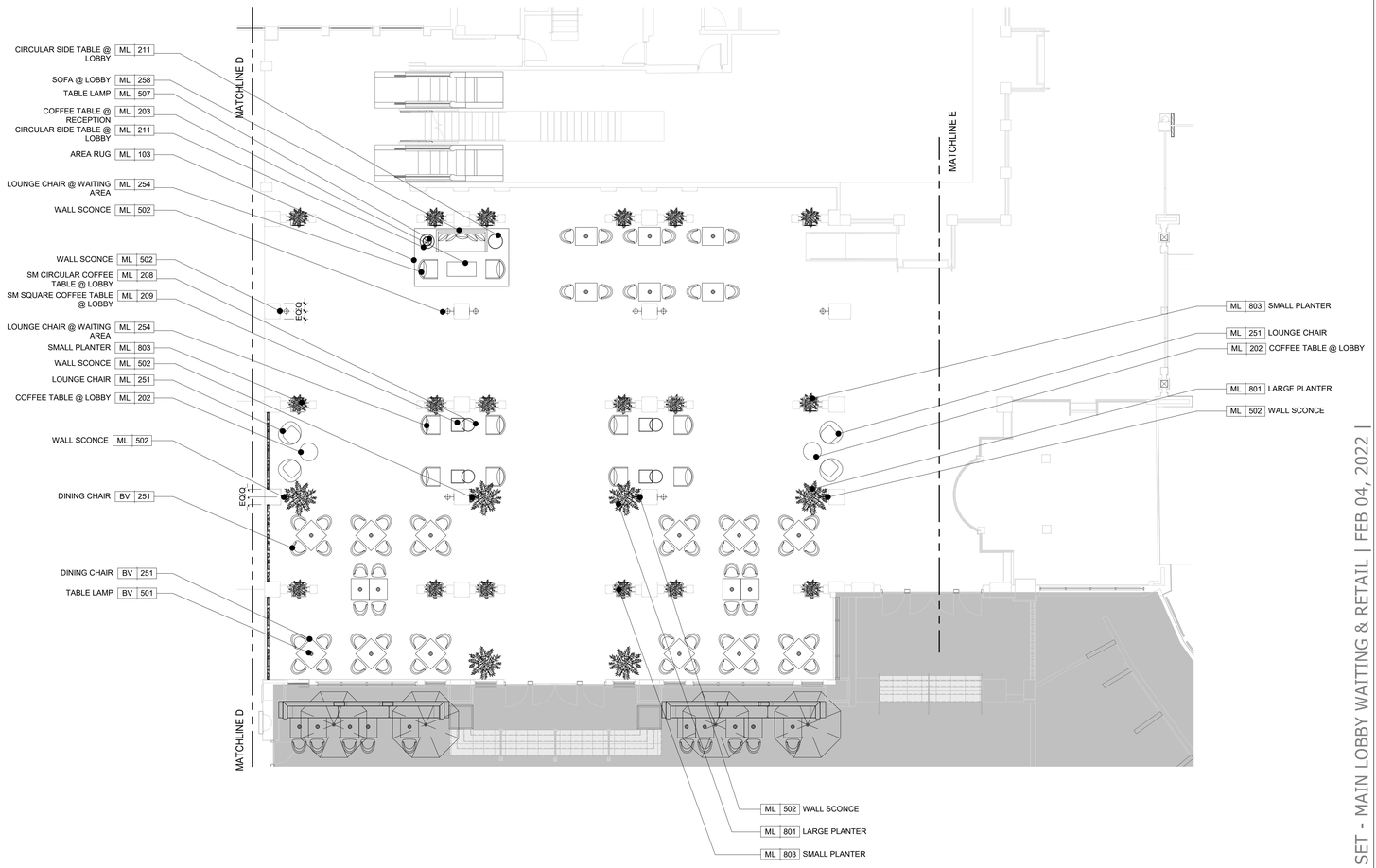

1 RETAIL LOBBY WAITING AREA FF&E PLAN

1/8" = 1'-0"

Copyright © 2011 WATG. All rights reserved.

2/7/2022 11:08:20 AM
The original size of this drawing is 30"x42"

90% CD SET - MAIN LOBBY WAITING & RETAIL | FEB 04, 2022 |

Wimberly INTERIORS
a design studio of WATG
strategy planning architecture landscape interiors
new york | NY | 212 274 2626 watg.com

ROYAL BLUE HOSPITALITY, LLC

PO BOX 9832
SAN JUAN, PR 00908
PUERTO RICO

client | consultant

stamp | approval

key plan

no.	date	issue

issues | revisions

EL CONQUISTADOR RESORT

1000 EL CONQUISTADOR AVENUE
FAJARDO, PR 00738-3711
PUERTO RICO

project logo

BUILDING #1 MAIN BUILDING (MB) - LOBBY RETAIL WAITING AREA FF&E PLAN

sheet title

project no. 195056 date 09/09/21

checked by: Checker
drawn by: Author

B1
component

I-558
sheet no.

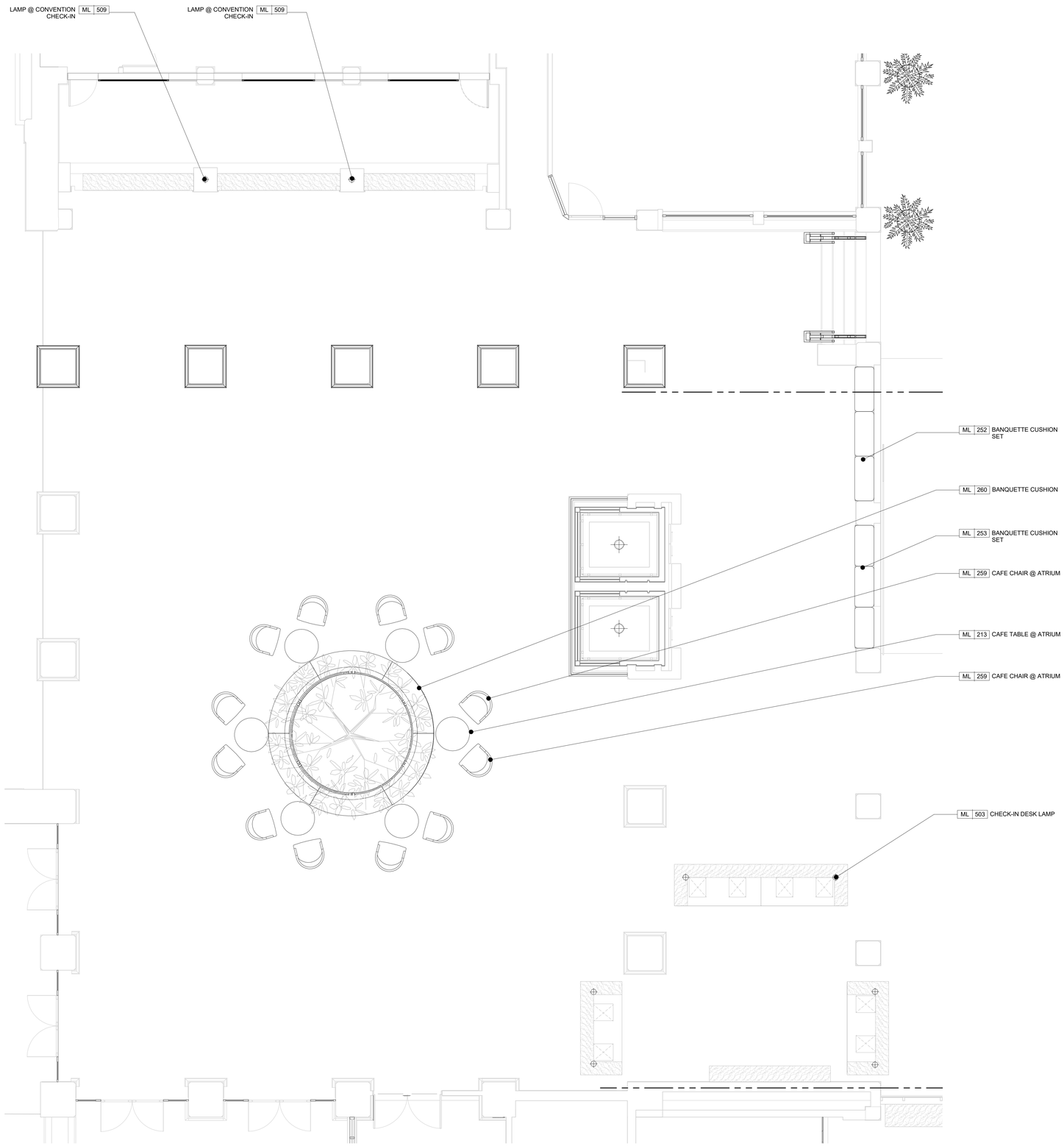

1 **ATRIUM FF&E PLAN**
1/4" = 1'-0"

2/7/2022 11:08:23 AM
The original size of this drawing is 30"x42"
Copyright © 2011 WATG. All rights reserved.

90% CD SET - MAIN LOBBY WAITING & RETAIL | FEB 04, 2022 |

Wimberly INTERIORS
a design studio of WATG
strategy planning architecture landscape interiors
new york | NY | 212 274 2626 watg.com

ROYAL BLUE HOSPITALITY, LLC
PO BOX 9832
SAN JUAN, PR 00908
PUERTO RICO

client | consultant

stamp | approval

key plan

no.	date	issue

issues | revisions

EL CONQUISTADOR RESORT
1000 EL CONQUISTADOR AVENUE
FAJARDO, PR 00738-3711
PUERTO RICO

project logo

BUILDING #1 MAIN BUILDING (MB) - HOTEL ATRIUM FF&E PLAN
sheet title

project no. 195056 date 09/09/21

checked by: Checker
drawn by: Author

B1
component

I-559
sheet no.

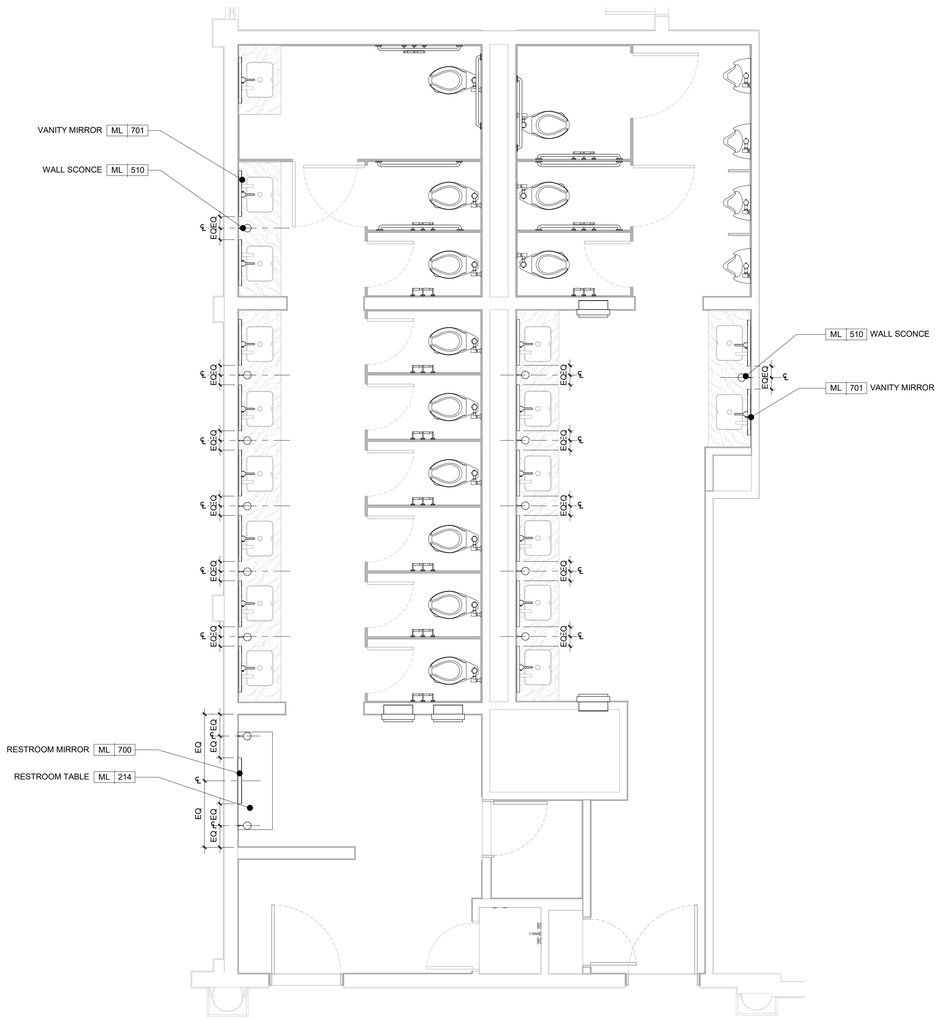

1 MAIN LOBBY SHOPS AREA RESTROOMS FF&E PLAN

3/8" = 1'-0"

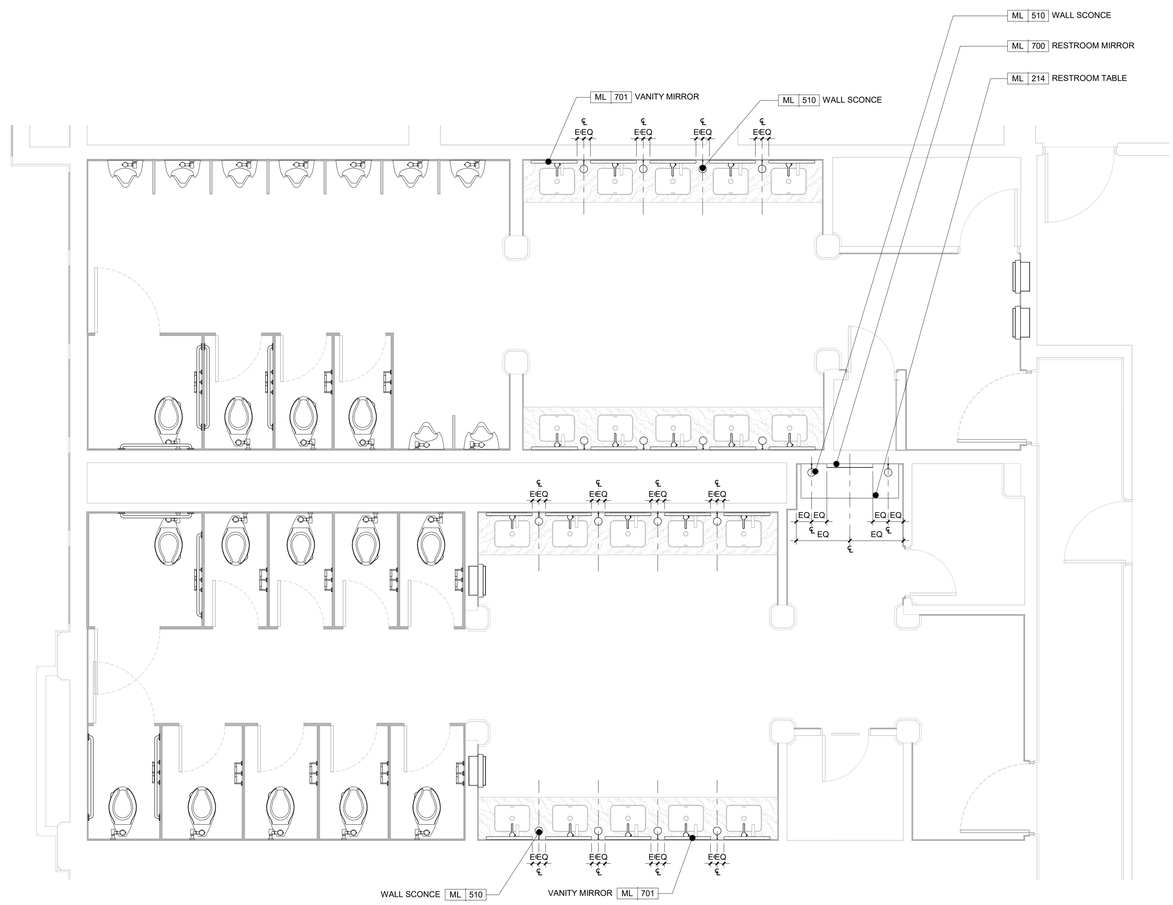

2 CONVENTION CENTER RECEPTION RESTROOMS FF&E PLAN

3/8" = 1'-0"

Copyright © 2011 WATG. All rights reserved.

2/7/2022 11:08:28 AM
The original size of this drawing is 30"x42"

Wimberly INTERIORS
a design studio of WATG
strategy planning architecture landscape interiors
new york | NY | 212 274 2626 watg.com

ROYAL BLUE HOSPITALITY, LLC

PO BOX 9832
SAN JUAN, PR 00908
PUERTO RICO

client | consultant

stamp | approval

90% CD SET - MAIN LOBBY WAITING & RETAIL | FEB 04, 2022 |

key plan

no.	date	issue

issues | revisions

EL CONQUISTADOR RESORT

1000 EL CONQUISTADOR AVENUE
FAJARDO, PR 00738-3711
PUERTO RICO

project logo

BUILDING #1 MAIN BUILDING (MB) - MAIN LOBBY PUBLIC RESTROOMS FF&E PLAN

sheet title

project no. 195056 date 09/29/21

checked by: Checker
drawn by: Author

B1
component

I-567
sheet no.

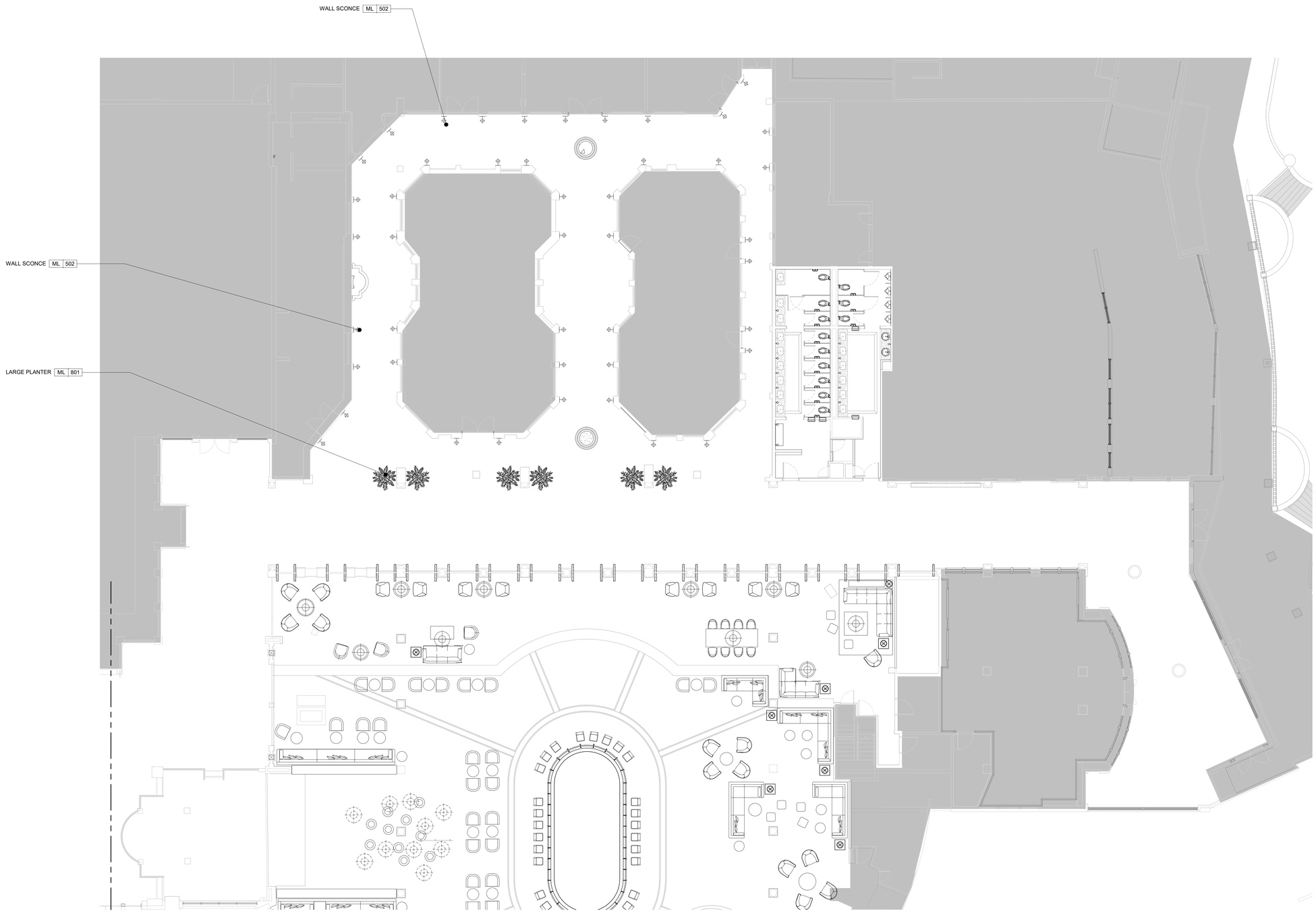

1 **RETAIL CORRIDOR FF&E PLAN**
1/8" = 1'-0"

2/7/2022 11:08:37 AM
The original size of this drawing is 30"x42"
Copyright © 2011 WATG. All rights reserved.

Wimberly INTERIORS
a design studio of WATG
strategy planning architecture landscape interiors
new york | NY | 212 274 2626 watg.com

ROYAL BLUE HOSPITALITY, LLC
PO BOX 9832
SAN JUAN, PR 00908
PUERTO RICO

client | consultant

stamp | approval

90% CD SET - MAIN LOBBY WAITING & RETAIL | FEB 04, 2022 |

key plan

no.	date	issue

issues | revisions

EL CONQUISTADOR RESORT
1000 EL CONQUISTADOR AVENUE
FAJARDO, PR 00738-3711
PUERTO RICO

project logo

BUILDING #1 MAIN BUILDING (MB) - RETAIL CORRIDOR FF&E PLAN
sheet title

project no. 195056 date 02/02/22

checked by: Checker
drawn by: Author

B1
component

I-571
sheet no.

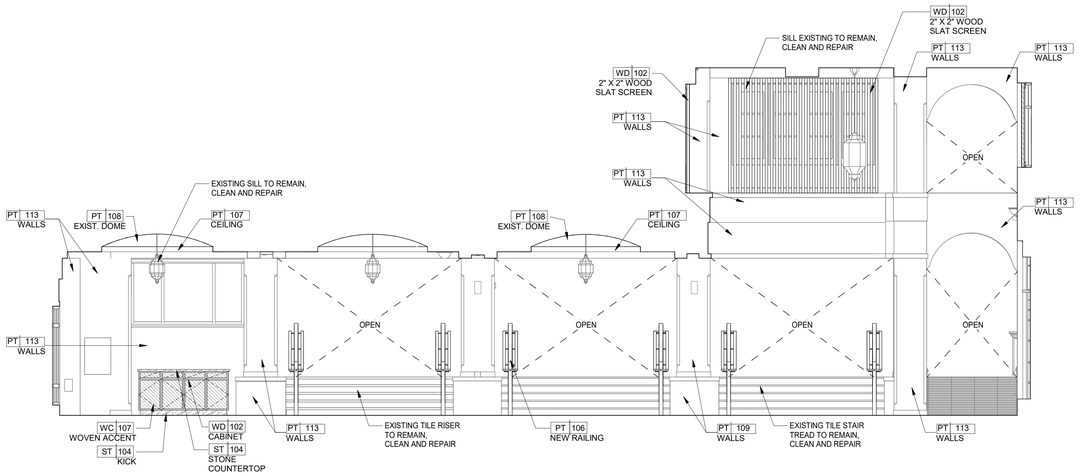

1 MAIN LOBBY ELEVATION
1/4" = 1'-0"

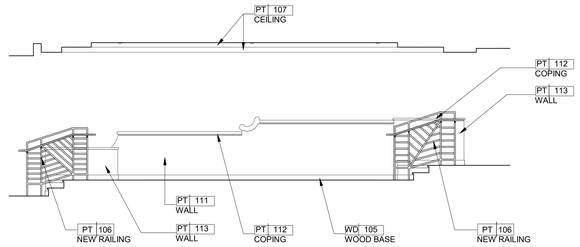

5 LIBRARY LOUNGE ELEVATION
1/4" = 1'-0"

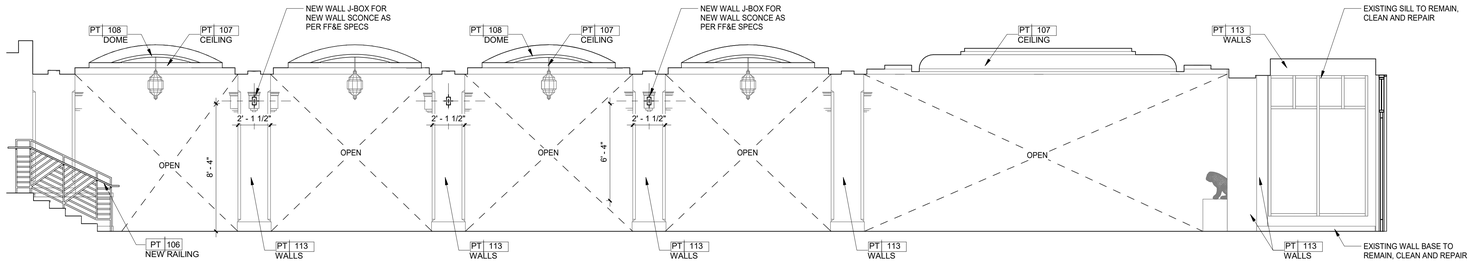

2 MAIN LOBBY ELEVATION
1/4" = 1'-0"

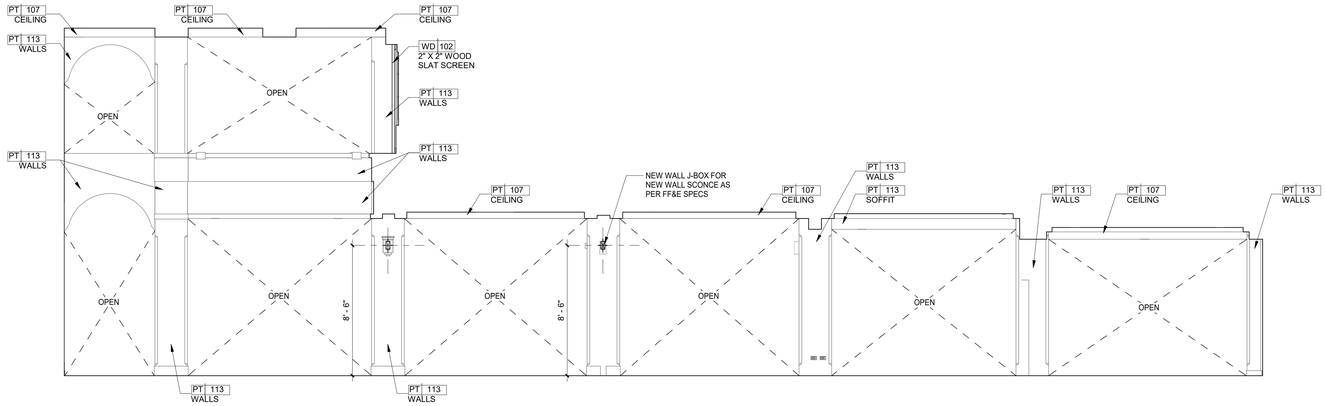

3 MAIN LOBBY ELEVATION
1/4" = 1'-0"

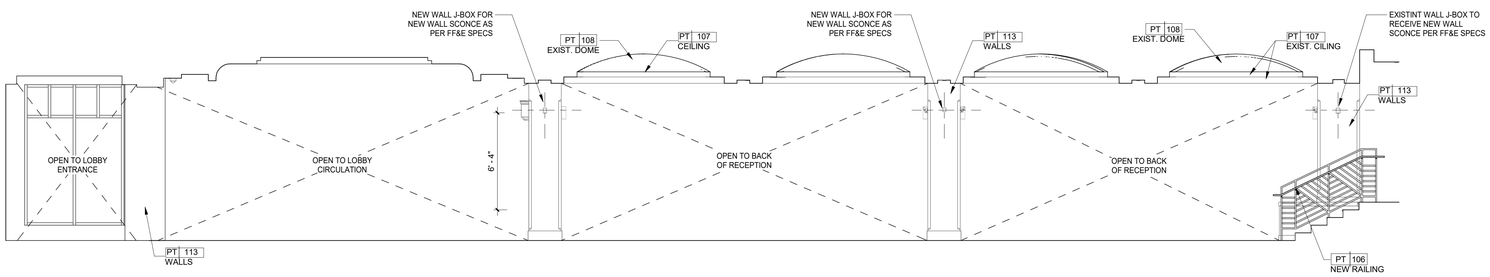

4 MAIN LOBBY ELEVATION
1/4" = 1'-0"

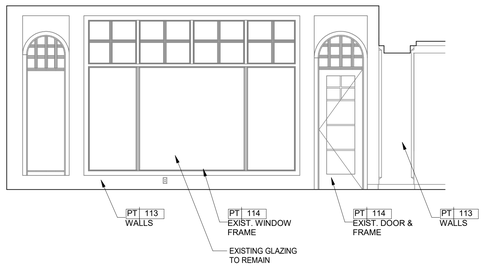

6 MAIN LOBBY ELEVATION
1/4" = 1'-0"

2/7/2022 11:08:47 AM
The original size of this drawing is 30"x42"
Copyright © 2011 WATG. All rights reserved.

Wimberly INTERIORS
a design studio of WATG
strategy planning architecture landscape interiors
new york | NY | 212 274 2626 watg.com

ROYAL BLUE HOSPITALITY, LLC
PO BOX 9832
SAN JUAN, PR 00908
PUERTO RICO

client | consultant

stamp | approval

90% CD SET - MAIN LOBBY WAITING & RETAIL | FEB 04, 2022 |

key plan

no.	date	issue

issues | revisions

EL CONQUISTADOR RESORT
1000 EL CONQUISTADOR AVENUE
FAJARDO, PR 00738-3711
PUERTO RICO

project logo

BUILDING #1 MAIN BUILDING (MB) - MAIN LOBBY ELEVATIONS
sheet title

project no. 195056 date 09/21/21

checked by: Checker
drawn by: Author

B1
component

I-620
sheet no.

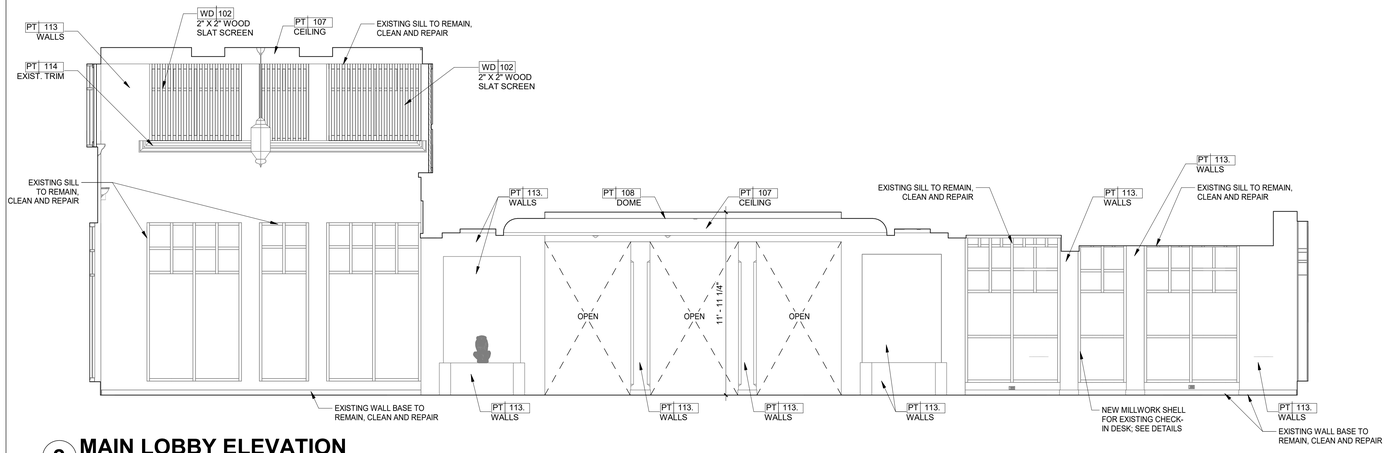

2 MAIN LOBBY ELEVATION
1/4" = 1'-0"

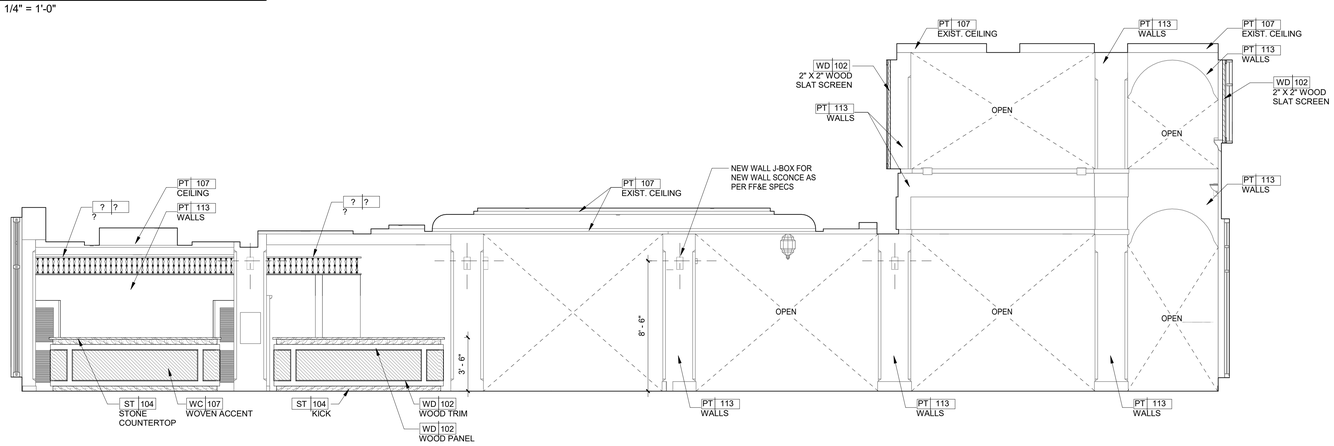

3 MAIN LOBBY ELEVATION
1/4" = 1'-0"

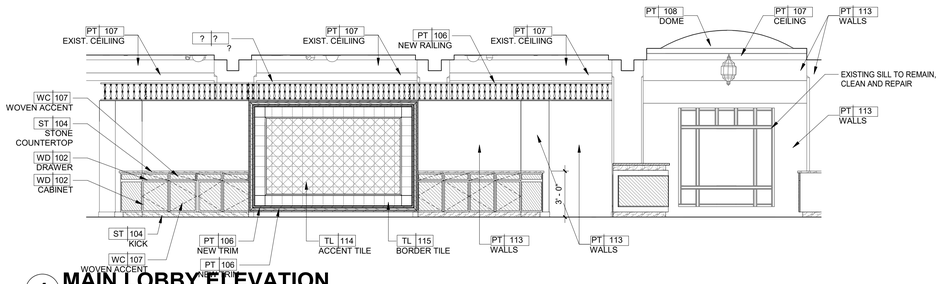

4 MAIN LOBBY ELEVATION
1/4" = 1'-0"

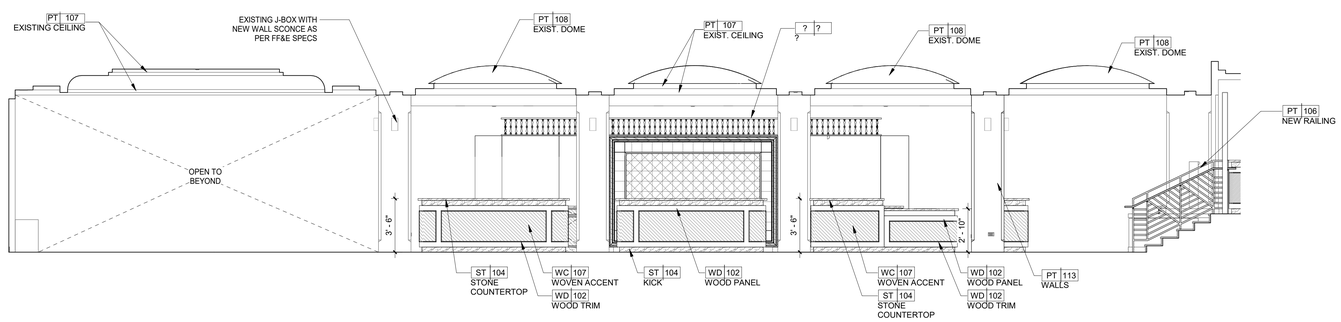

5 MB-EL-RECEPTION ELEVATION 9
1/4" = 1'-0"

2/7/2022 11:08:59 AM
The original size of this drawing is 30"x42"
Copyright © 2011 WATG. All rights reserved.

Wimberly INTERIORS
a design studio of WATG
strategy planning architecture landscape interiors
new york | NY | 212 274 2626 watg.com

ROYAL BLUE HOSPITALITY, LLC
PO BOX 9832
SAN JUAN, PR 00908
PUERTO RICO

client | consultant

stamp | approval

90% CD SET - MAIN LOBBY WAITING & RETAIL | FEB 04, 2022 |

key plan

no.	date	issue

issues | revisions

EL CONQUISTADOR RESORT
1000 EL CONQUISTADOR AVENUE
FAJARDO, PR 00738-3711
PUERTO RICO

project logo

BUILDING #1 MAIN BUILDING (MB) - MAIN LOBBY ELEVATIONS
sheet title

project no. 195056 date 09/21/21

checked by: Checker
drawn by: Author

B1
component

I-621
sheet no.

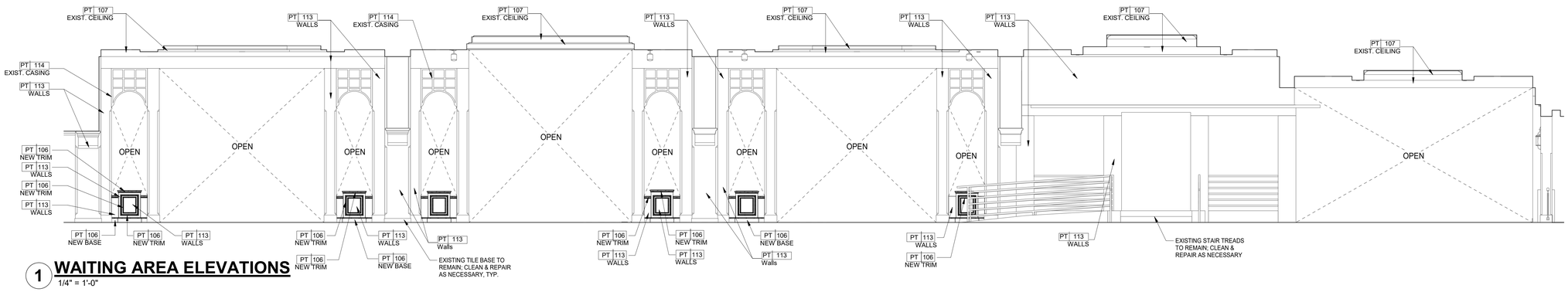

1 WAITING AREA ELEVATIONS
1/4" = 1'-0"

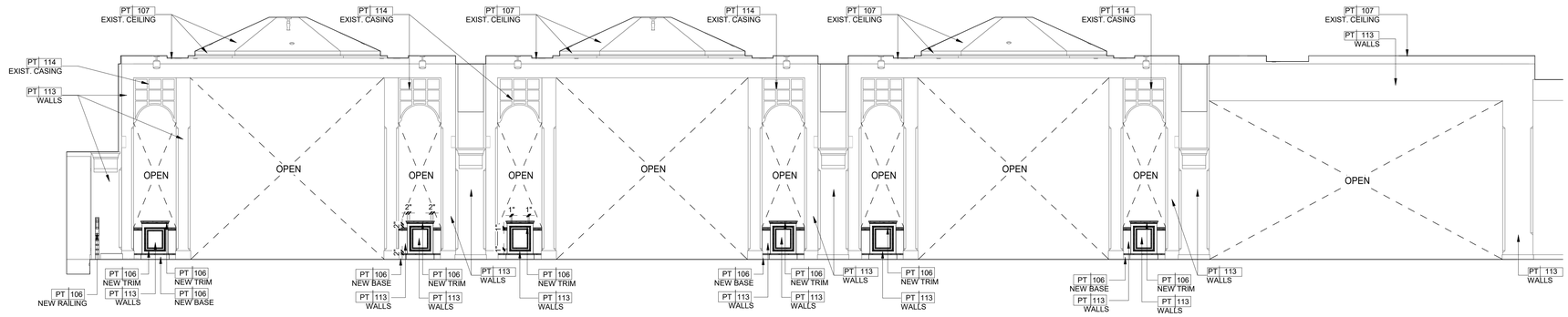

2 WAITING AREA ELEVATIONS
1/4" = 1'-0"

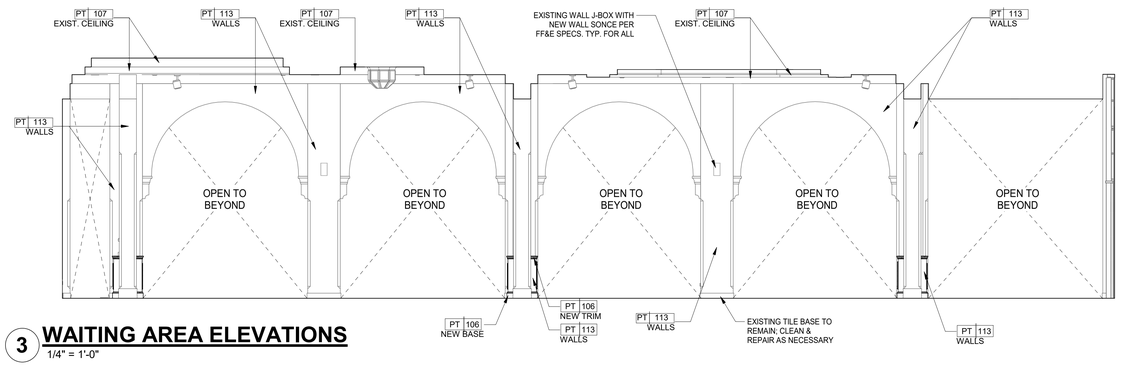

3 WAITING AREA ELEVATIONS
1/4" = 1'-0"

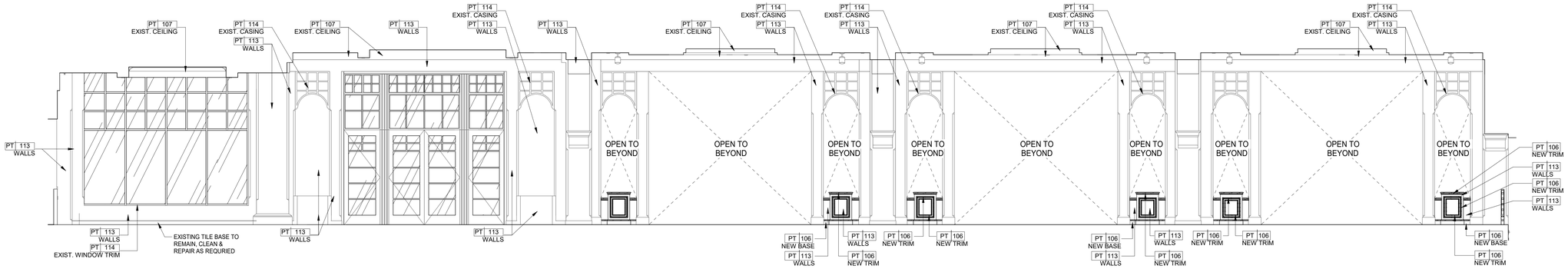

4 WAITING AREA ELEVATIONS
1/4" = 1'-0"

2/7/2022 11:09:08 AM
The original size of this drawing is 30"x42"
Copyright © 2011 WATG. All rights reserved.

Wimberly INTERIORS
a design studio of WATG
strategy planning architecture landscape interiors
new york | NY | 212 274 2626 watg.com

ROYAL BLUE HOSPITALITY, LLC
PO BOX 9832
SAN JUAN, PR 00908
PUERTO RICO

client | consultant

stamp | approval

90% CD SET - MAIN LOBBY WAITING & RETAIL | FEB 04, 2022 |

key plan

no.	date	issue

issues | revisions

EL CONQUISTADOR RESORT
1000 EL CONQUISTADOR AVENUE
FAJARDO, PR 00738-3711
PUERTO RICO

project logo

BUILDING #1 MAIN BUILDING (MB) - WAITING AREA ELEVATIONS
sheet title

project no. 195056 date 01/27/22

checked by: Checker
drawn by: Author

B1
component

I-621.1
sheet no.

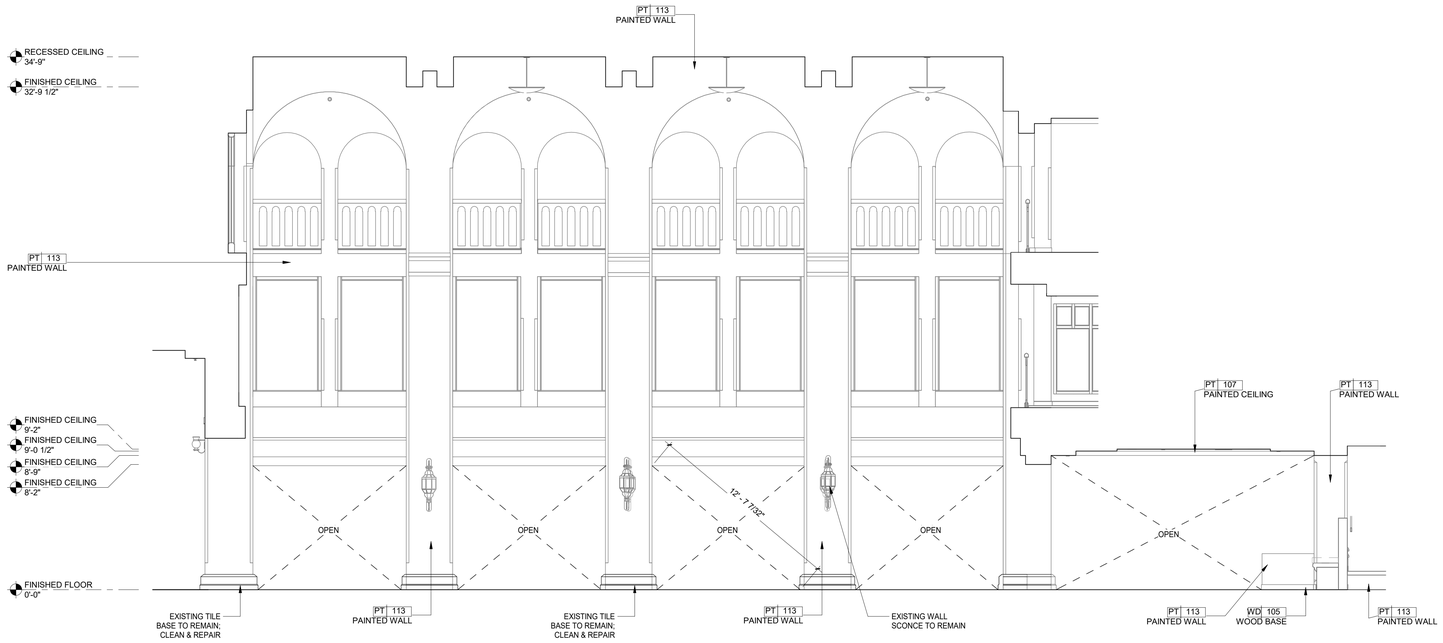

1 MAIN LOBBY ATRIUM ELEVATION

1/4" = 1'-0"

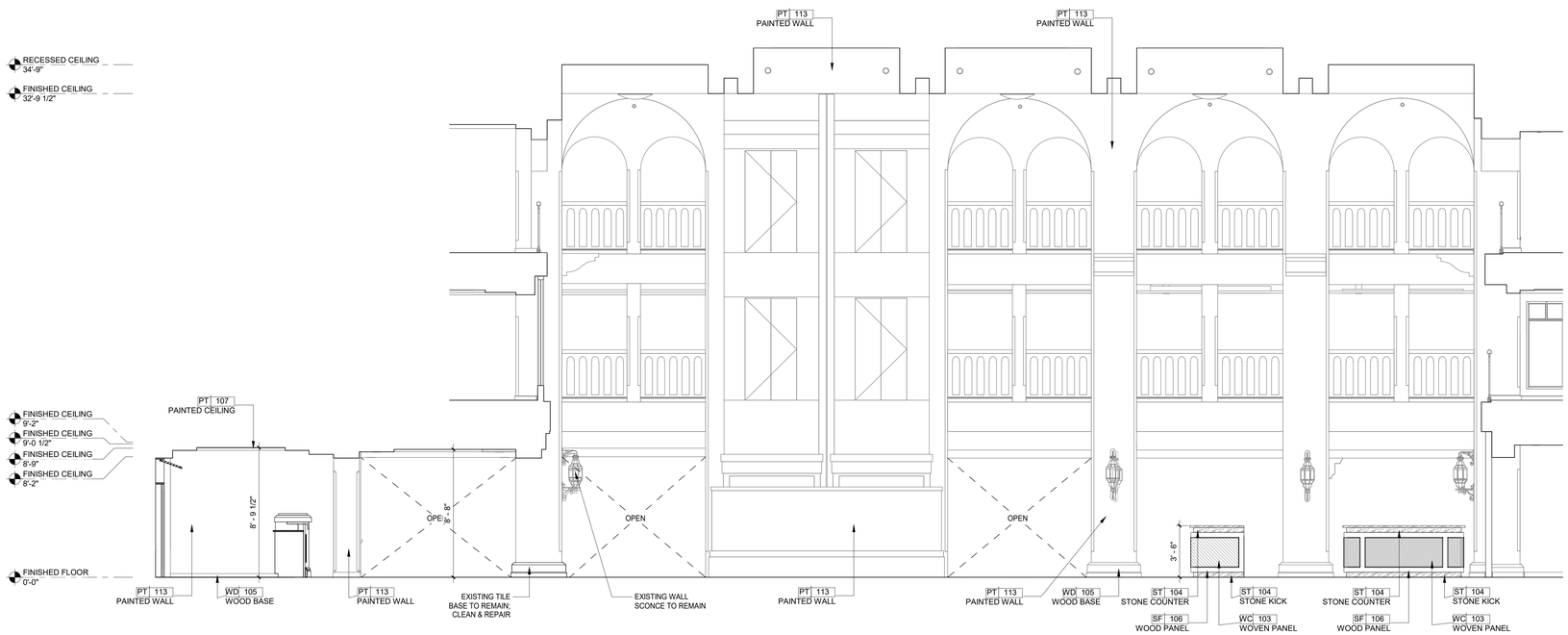

2 MAIN LOBBY ATRIUM ELEVATION

1/4" = 1'-0"

2/7/2022 11:09:13 AM
The original size of this drawing is 30"x42"
Copyright © 2011 WATG. All rights reserved.

Wimberly INTERIORS
a design studio of WATG
strategy planning architecture landscape interiors
new york | NY | 212 274 2626 watg.com

ROYAL BLUE HOSPITALITY, LLC

PO BOX 9832
SAN JUAN, PR 00908
PUERTO RICO

client | consultant

stamp | approval

90% CD SET - MAIN LOBBY WAITING & RETAIL | FEB 04, 2022 |

key plan

no.	date	issue

issues | revisions

EL CONQUISTADOR RESORT

1000 EL CONQUISTADOR AVENUE
FAJARDO, PR 00738-3711
PUERTO RICO

project logo

BUILDING #1 MAIN BUILDING (MB) - HOTEL ATRIUM ELEVATIONS

sheet title

project no. 195056 date 09/28/21

checked by: Checker
drawn by: Author

B1

component

I-622

sheet no.

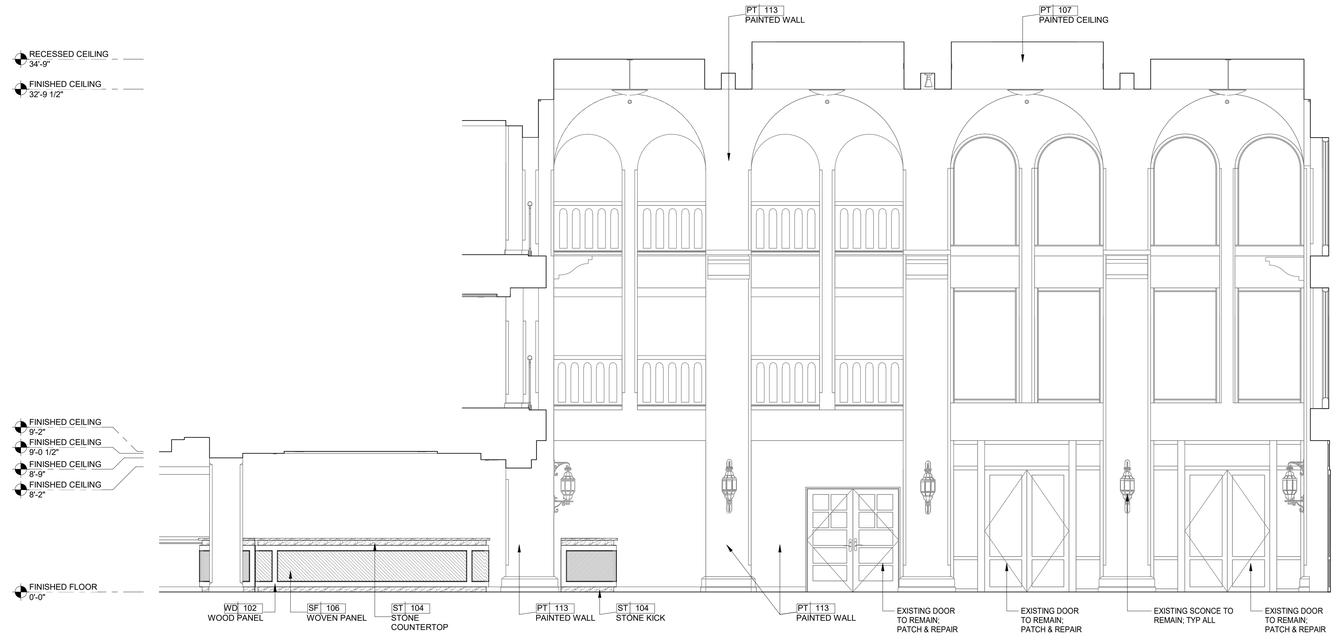

1 MAIN LOBBY ATRIUM ELEVATION
1/4" = 1'-0"

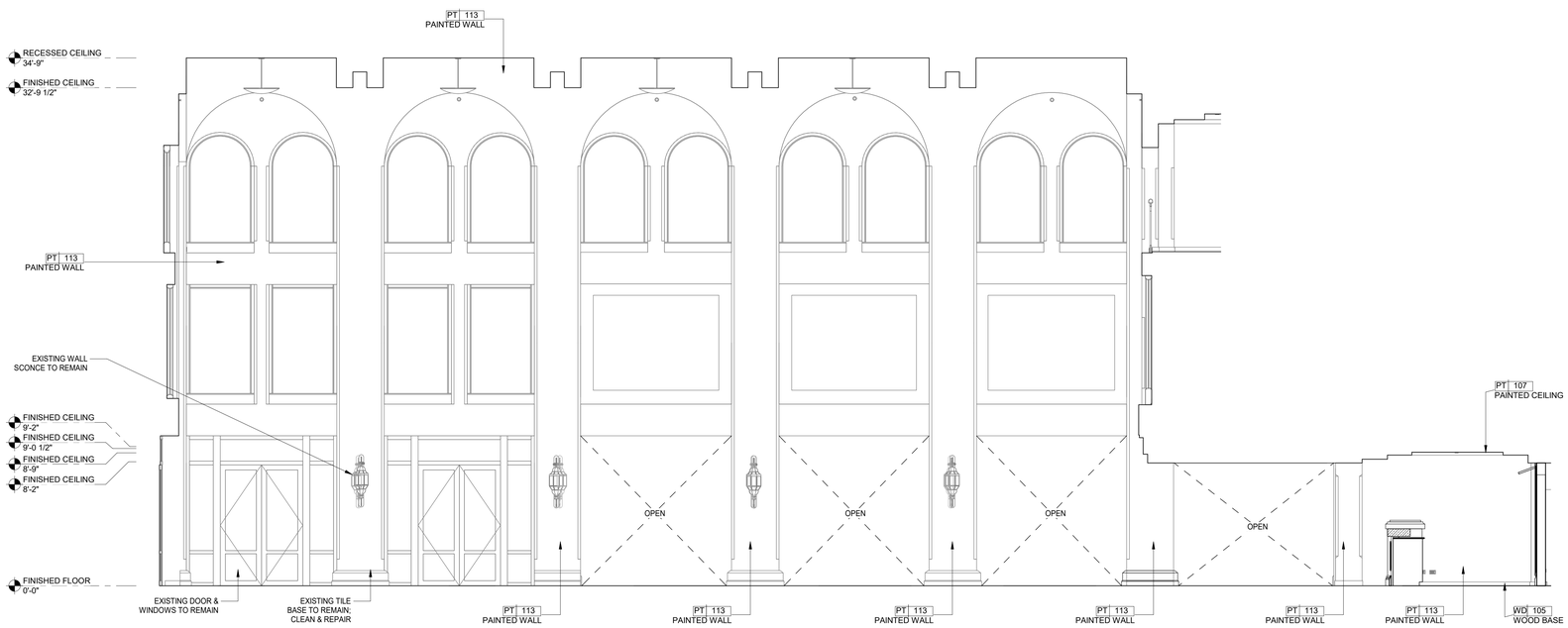

2 MAIN LOBBY ATRIUM ELEVATION
1/4" = 1'-0"

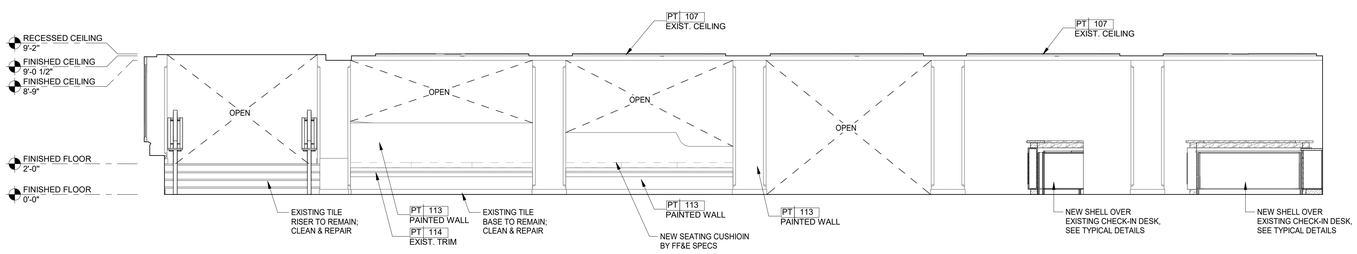

3 MAIN LOBBY ATRIUM ELEVATION
1/4" = 1'-0"

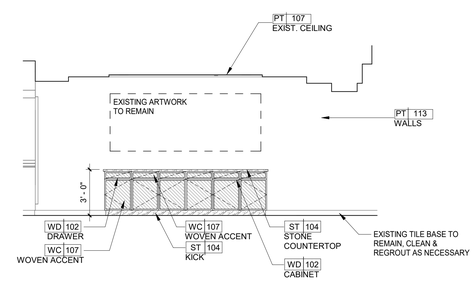

4 MB-EL-ATRIUM 6
1/4" = 1'-0"

2/7/2022 11:09:20 AM
The original size of this drawing is 30"x42"
Copyright © 2011 WATG. All rights reserved.

Wimberly INTERIORS
a design studio of WATG
strategy planning architecture landscape interiors
new york | NY | 212 274 2626 watg.com

ROYAL BLUE HOSPITALITY, LLC
PO BOX 9832
SAN JUAN, PR 00908
PUERTO RICO

client | consultant

stamp | approval

90% CD SET - MAIN LOBBY WAITING & RETAIL | FEB 04, 2022 |

key plan

no.	date	issue

issues | revisions

EL CONQUISTADOR RESORT
1000 EL CONQUISTADOR AVENUE
FAJARDO, PR 00738-3711
PUERTO RICO

project logo

BUILDING #1 MAIN BUILDING (MB) - HOTEL ATRIUM ELEVATIONS
sheet title

project no. 195056 date 09/28/21
checked by: Checker
drawn by: Author

B1
component

I-623
sheet no.

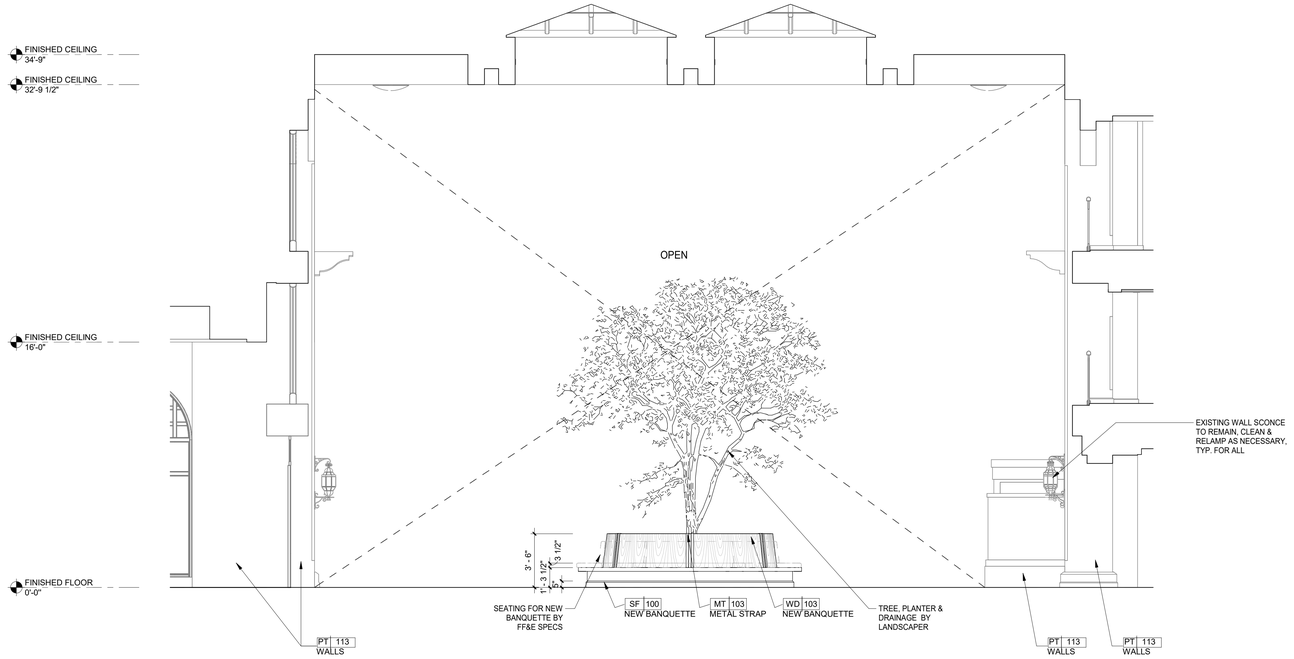

1 MB-EL-ATRIUM BANQUETTE

1/4" = 1'-0"

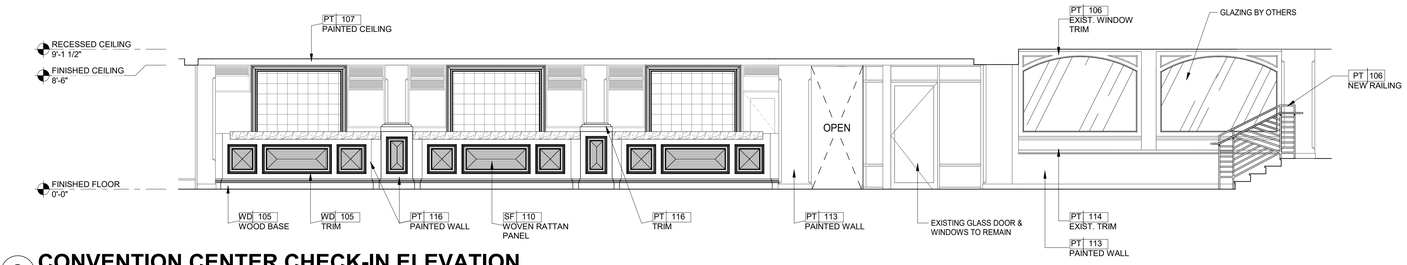

2 CONVENTION CENTER CHECK-IN ELEVATION

1/4" = 1'-0"

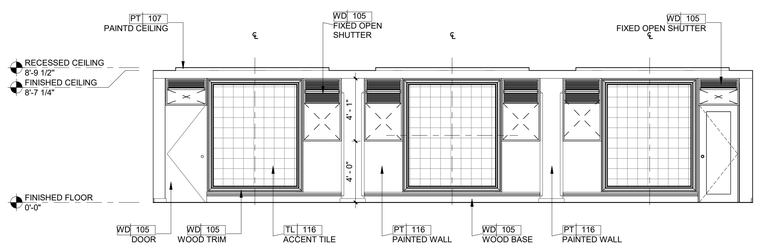

3 CONVENTION CENTER CHECK-IN ELEVATION

1/4" = 1'-0"

2/7/2022 11:09:26 AM
The original size of this drawing is 30"x42"
Copyright © 2011 WATG. All rights reserved.

Wimberly INTERIORS
a design studio of WATG
strategy planning architecture landscape interiors
new york | NY | 212 274 2626 watg.com

ROYAL BLUE HOSPITALITY, LLC
PO BOX 9832
SAN JUAN, PR 00908
PUERTO RICO

client | consultant

stamp | approval

90% CD SET - MAIN LOBBY WAITING & RETAIL | FEB 04, 2022 |

key plan

no.	date	issue

issues | revisions

EL CONQUISTADOR RESORT
1000 EL CONQUISTADOR AVENUE
FAJARDO, PR 00738-3711
PUERTO RICO

project logo

BUILDING #1 MAIN BUILDING (MB) - HOTEL ATRIUM ELEVATIONS

sheet title

project no. 195056 date 09/28/21

checked by: Checker
drawn by: Author

B1
component

I-624
sheet no.

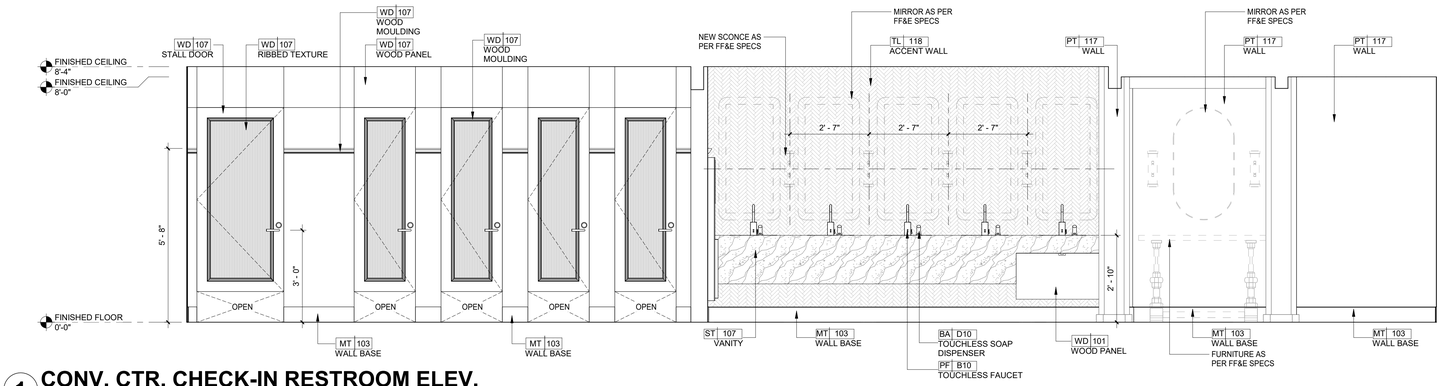

1 CONV. CTR. CHECK-IN RESTROOM ELEV.
1/2" = 1'-0"

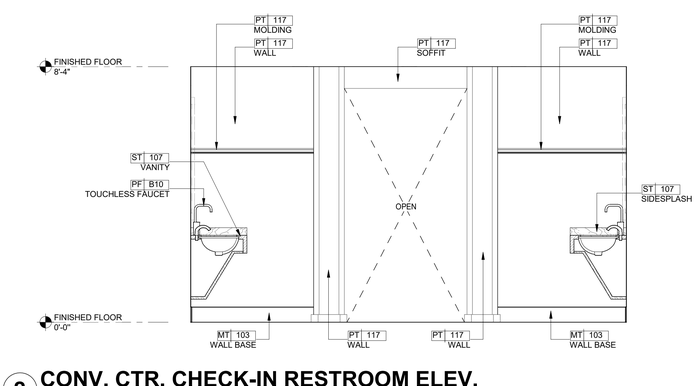

2 CONV. CTR. CHECK-IN RESTROOM ELEV.
1/2" = 1'-0"

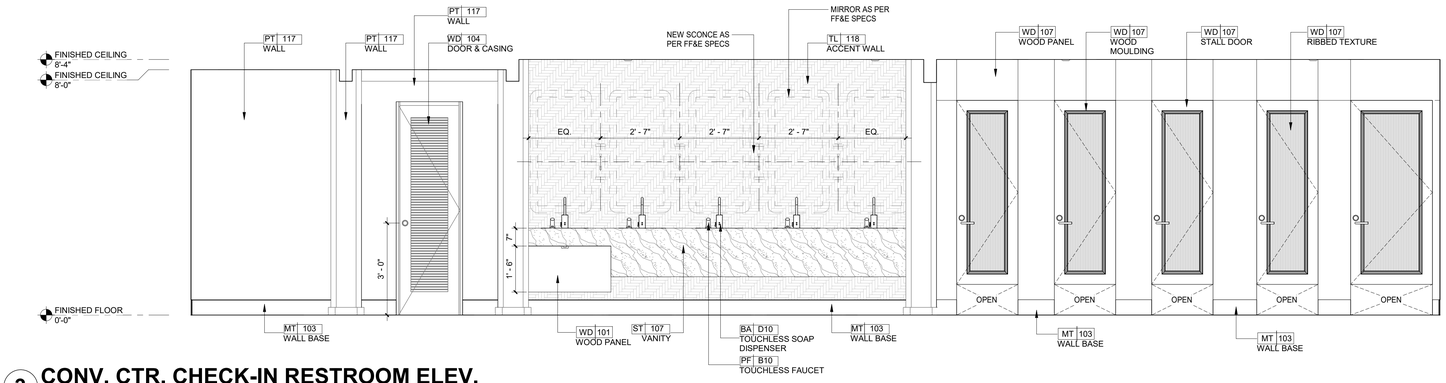

3 CONV. CTR. CHECK-IN RESTROOM ELEV.
1/2" = 1'-0"

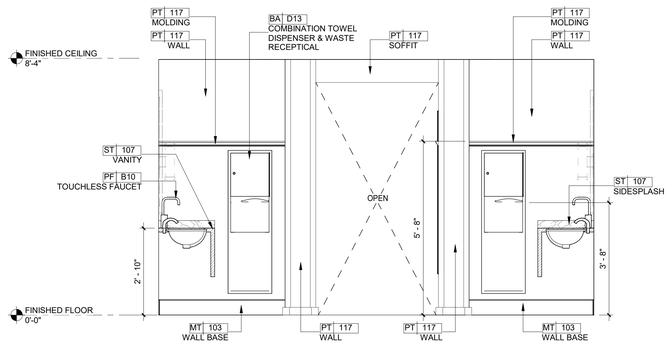

4 CONV. CTR. CHECK-IN RESTROOM ELEV.
1/2" = 1'-0"

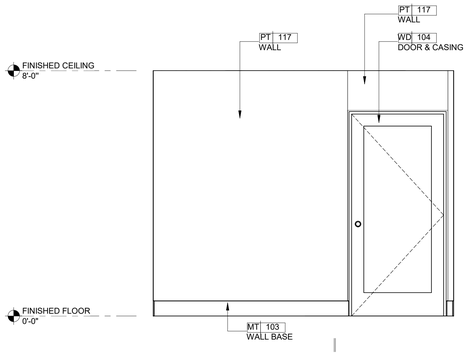

5 CONV. CTR. CHECK-IN RESTROOM ELEV.
1/2" = 1'-0"

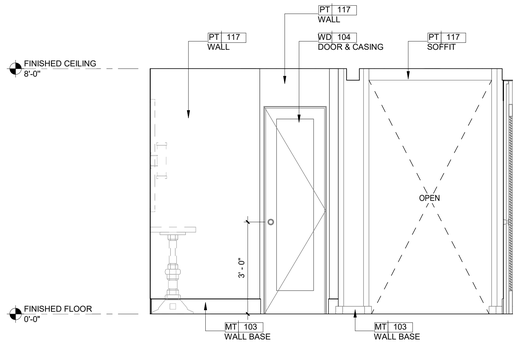

6 CONV. CTR. CHECK-IN RESTROOM ELEV.
1/2" = 1'-0"

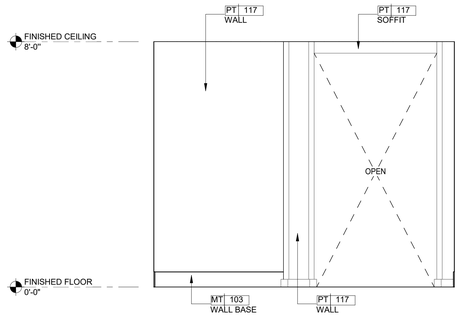

7 CONV. CTR. CHECK-IN RESTROOM ELEV.
1/2" = 1'-0"

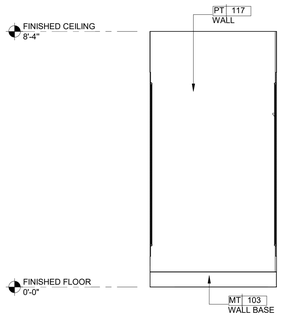

8 CONV. CTR. CHECK-IN RESTROOM ELEV.
1/2" = 1'-0"

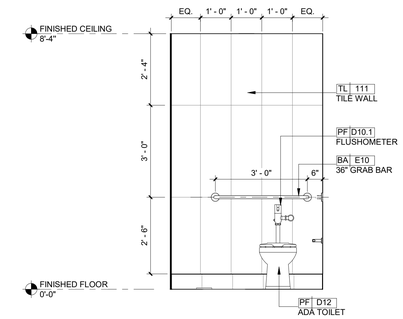

9 CONV. CTR. CHECK-IN RESTROOM ELEV.
1/2" = 1'-0"

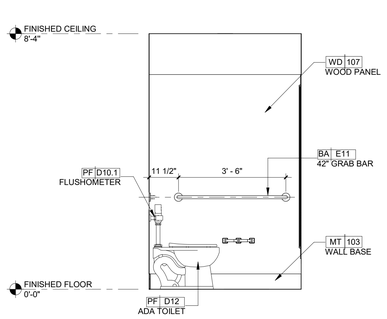

10 CONV. CTR. CHECK-IN RESTROOM ELEV.
1/2" = 1'-0"

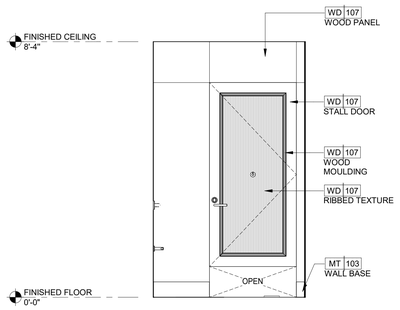

11 CONV. CTR. CHECK-IN RESTROOM ELEV.
1/2" = 1'-0"

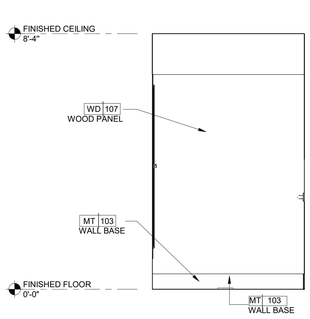

12 CONV. CTR. CHECK-IN RESTROOM ELEV.
1/2" = 1'-0"

2/7/2022 11:09:43 AM
The original size of this drawing is 30"x42"
Copyright © 2011 WATG. All rights reserved.

90% CD SET - MAIN LOBBY WAITING & RETAIL | FEB 04, 2022 |

Wimberly INTERIORS
a design studio of WATG
strategy planning architecture landscape interiors
new york | NY | 212 274 2626 watg.com

ROYAL BLUE HOSPITALITY, LLC
PO BOX 9832
SAN JUAN, PR 00908
PUERTO RICO

client | consultant

stamp | approval

key plan

no.	date	issue

issues | revisions

EL CONQUISTADOR RESORT
1000 EL CONQUISTADOR AVENUE
FAJARDO, PR 00738-3711
PUERTO RICO

project logo

BUILDING #1 MAIN BUILDING (MB) - MAIN LOBBY PUBLIC WOMENS RESTROOMS ELEVATIONS

sheet title

project no. 195056 date 10/05/21

checked by: Checker
drawn by: Author

B1
component

I-650
sheet no.

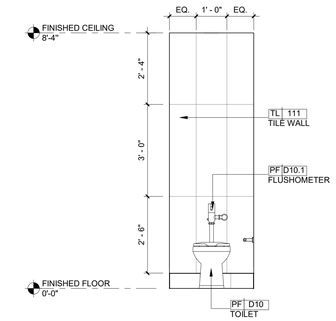

1 **CONV. CTR. CHECK-IN RESTROOM ELEV.**
1/2" = 1'-0"

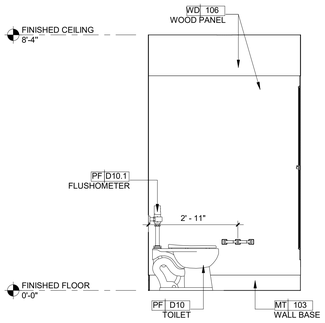

2 **CONV. CTR. CHECK-IN RESTROOM ELEV.**
1/2" = 1'-0"

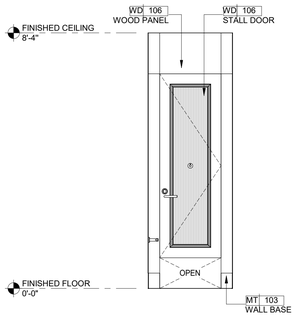

3 **CONV. CTR. CHECK-IN RESTROOM ELEV.**
1/2" = 1'-0"

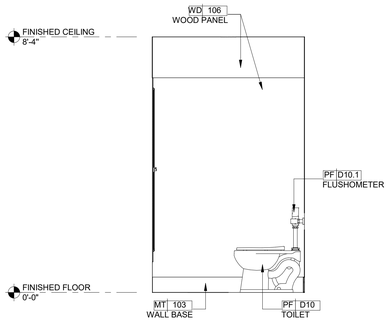

4 **CONV. CTR. CHECK-IN RESTROOM ELEV.**
1/2" = 1'-0"

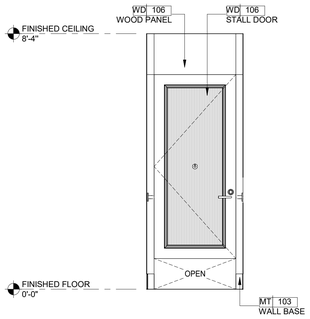

5 **MB-EL-LOBBY RESTROOM W 17**
1/2" = 1'-0"

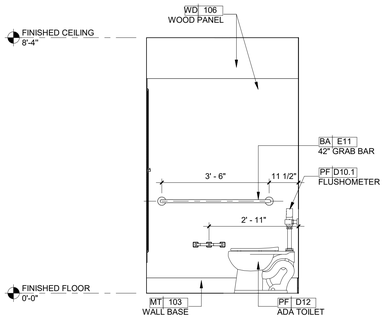

6 **MB-EL-LOBBY RESTROOM W 18**
1/2" = 1'-0"

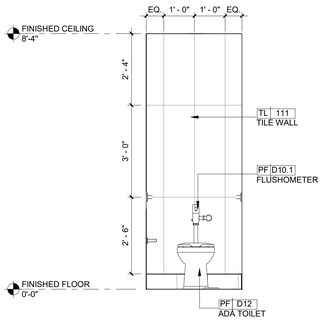

7 **MB-EL-LOBBY RESTROOM W 19**
1/2" = 1'-0"

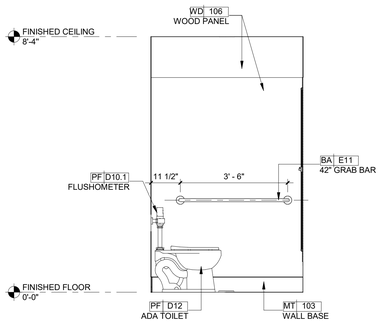

8 **MB-EL-LOBBY RESTROOM W 20**
1/2" = 1'-0"

Wimberly INTERIORS
a design studio of WATG
strategy planning architecture landscape interiors
new york | NY | 212 274 2626 watg.com

ROYAL BLUE HOSPITALITY, LLC
PO BOX 9832
SAN JUAN, PR 00908
PUERTO RICO

client | consultant

stamp | approval

key plan

no. date issue
issues | revisions

EL CONQUISTADOR RESORT
1000 EL CONQUISTADOR AVENUE
FAJARDO, PR 00738-3711
PUERTO RICO

project logo

BUILDING #1 MAIN BUILDING (MB) - MAIN LOBBY PUBLIC WOMENS RESTROOMS ELEVATIONS
sheet title

project no. 195056 date 10/05/21

checked by: Checker
drawn by: Author

B1
component

I-651
sheet no.

90% CD SET - MAIN LOBBY WAITING & RETAIL | FEB 04, 2022 |

2/7/2022 11:09:52 AM
The original size of this drawing is 30"x42"

Copyright © 2011 WATG. All rights reserved.

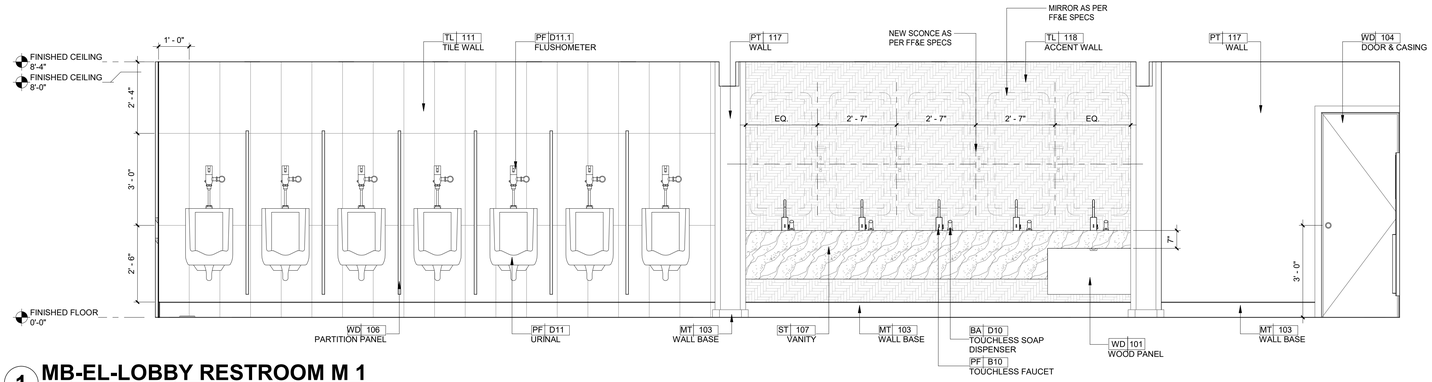

1 MB-EL-LOBBY RESTROOM M 1
1/2" = 1'-0"

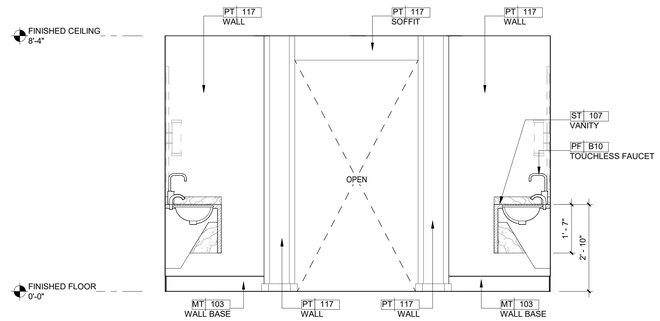

2 MB-EL-LOBBY RESTROOM M 2
1/2" = 1'-0"

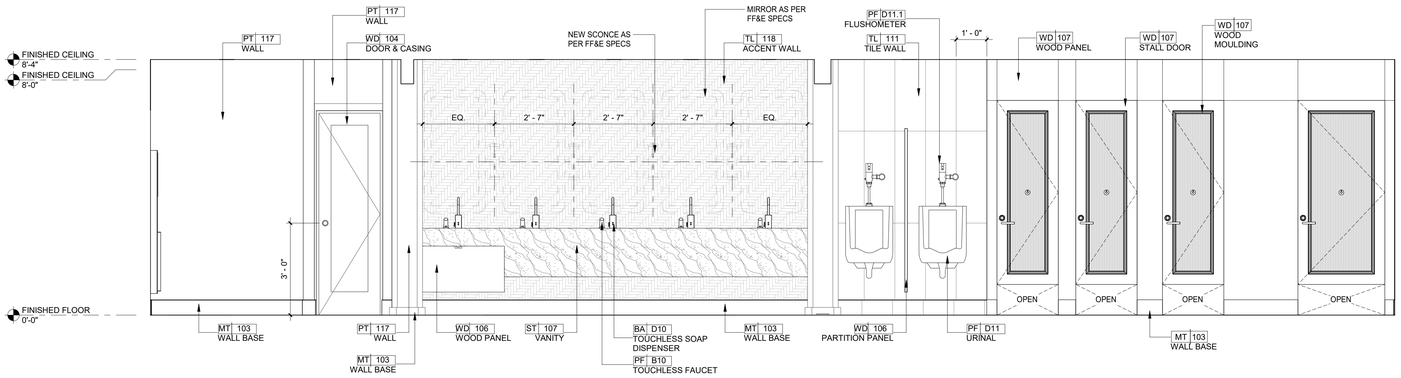

3 MB-EL-LOBBY RESTROOM M 3
1/2" = 1'-0"

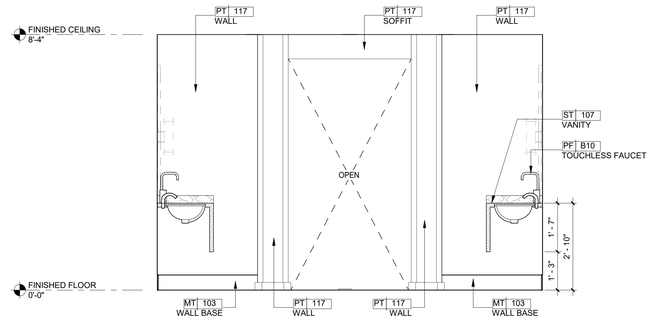

4 MB-EL-LOBBY RESTROOM M 4
1/2" = 1'-0"

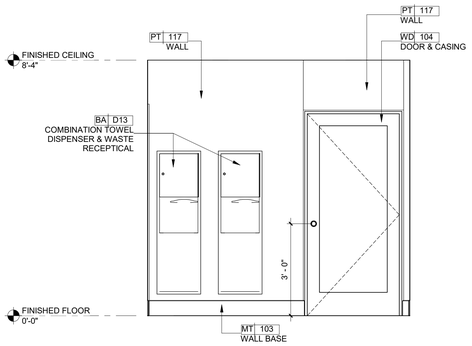

5 MB-EL-LOBBY RESTROOM M 5
1/2" = 1'-0"

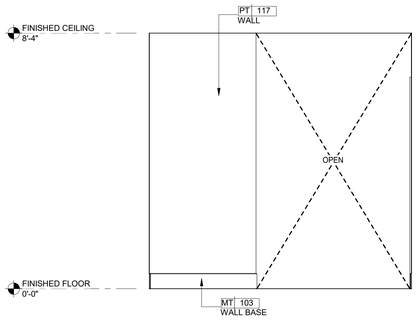

6 MB-EL-LOBBY RESTROOM M 6
1/2" = 1'-0"

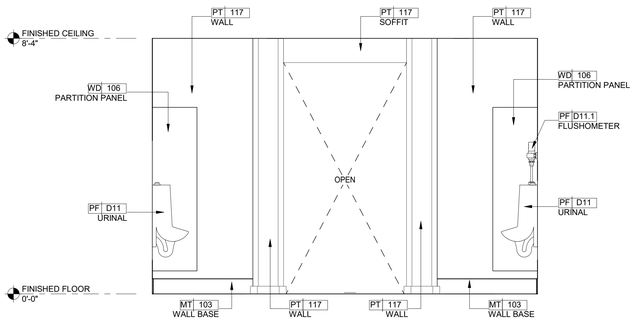

7 MB-EL-LOBBY RESTROOM M 7
1/2" = 1'-0"

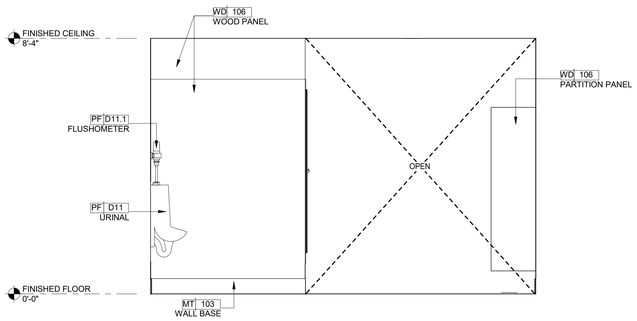

8 MB-EL-LOBBY RESTROOM M 8
1/2" = 1'-0"

Wimberly INTERIORS
a design studio of WATG
strategy planning architecture landscape interiors
new york | NY | 212 274 2626 watg.com

ROYAL BLUE HOSPITALITY, LLC

PO BOX 9832
SAN JUAN, PR 00908
PUERTO RICO

client | consultant

stamp | approval

key plan

90% CD SET - MAIN LOBBY WAITING & RETAIL | FEB 04, 2022 |

no.	date	issue

issues | revisions

EL CONQUISTADOR RESORT

1000 EL CONQUISTADOR AVENUE
FAJARDO, PR 00738-3711
PUERTO RICO

project logo

BUILDING #1 MAIN BUILDING (MB) - MAIN LOBBY PUBLIC MENS RESTROOMS ELEVATIONS

sheet title

project no. 195056 date 10/05/21

checked by: Checker
drawn by: Author

B1
component

I-652
sheet no.

2/7/2022 11:10:05 AM
The original size of this drawing is 30"x42" Copyright © 2011 WATG. All rights reserved.

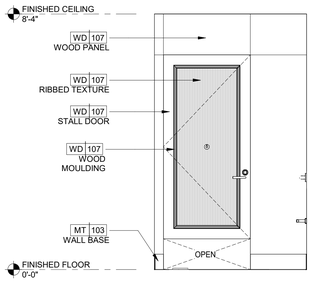

1 MB-EL-LOBBY RESTROOM M 9
1/2" = 1'-0"

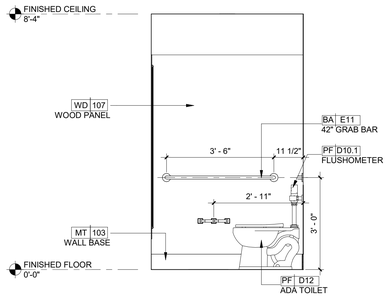

2 MB-EL-LOBBY RESTROOM M 10
1/2" = 1'-0"

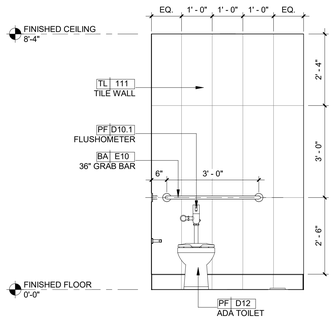

3 MB-EL-LOBBY RESTROOM M 11
1/2" = 1'-0"

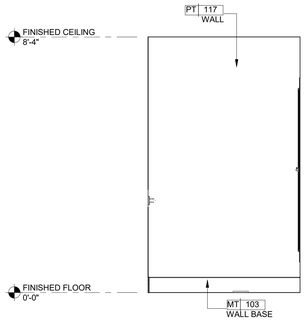

4 MB-EL-LOBBY RESTROOM M 12
1/2" = 1'-0"

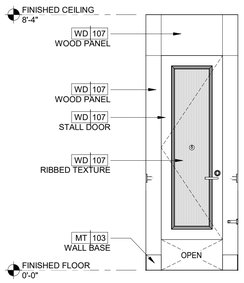

5 MB-EL-LOBBY RESTROOM M 13
1/2" = 1'-0"

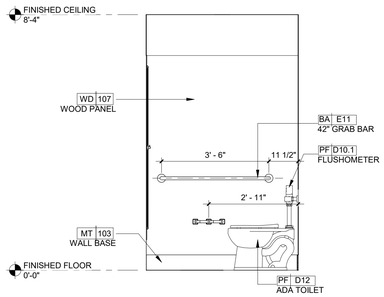

6 MB-EL-LOBBY RESTROOM M 14
1/2" = 1'-0"

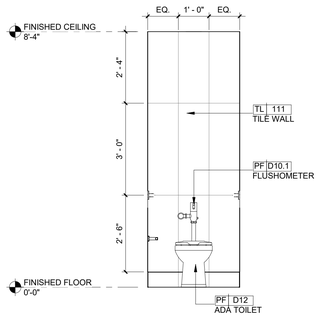

7 MB-EL-LOBBY RESTROOM M 15
1/2" = 1'-0"

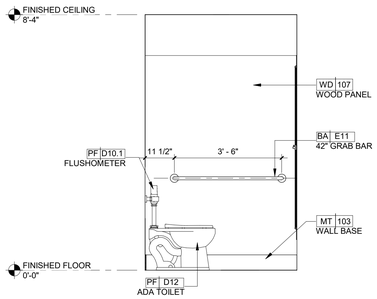

8 MB-EL-LOBBY RESTROOM M 16
1/2" = 1'-0"

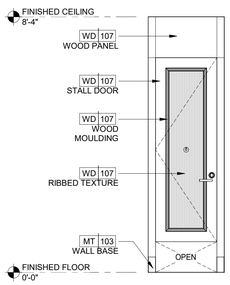

9 MB-EL-LOBBY RESTROOM M 17
1/2" = 1'-0"

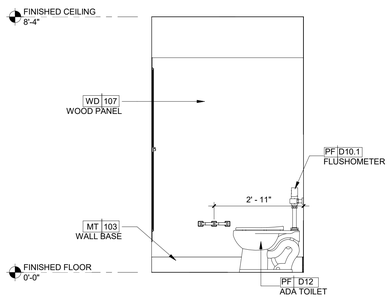

10 MB-EL-LOBBY RESTROOM M 18
1/2" = 1'-0"

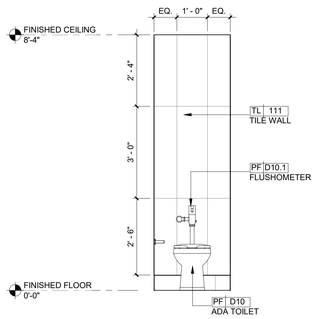

11 MB-EL-LOBBY RESTROOM M 19
1/2" = 1'-0"

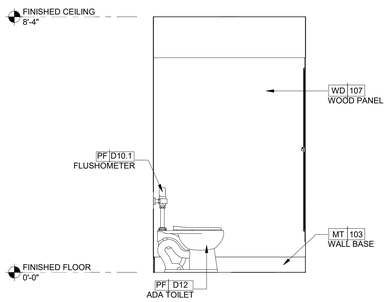

12 MB-EL-LOBBY RESTROOM M 20
1/2" = 1'-0"

2/7/2022 11:10:19 AM
The original size of this drawing is 30"x42"
Copyright © 2011 WATG. All rights reserved.

90% CD SET - MAIN LOBBY WAITING & RETAIL | FEB 04, 2022 |

Wimberly INTERIORS
a design studio of WATG
strategy planning architecture landscape interiors
new york | NY | 212 274 2626 watg.com

ROYAL BLUE HOSPITALITY, LLC
PO BOX 9832
SAN JUAN, PR 00908
PUERTO RICO

client | consultant

stamp | approval

key plan

no.	date	issue

issues | revisions

EL CONQUISTADOR RESORT
1000 EL CONQUISTADOR AVENUE
FAJARDO, PR 00738-3711
PUERTO RICO

project logo

BUILDING #1 MAIN BUILDING (MB) - MAIN LOBBY PUBLIC MENS RESTROOMS ELEVATIONS
sheet title

project no. 195056 date 10/05/21

checked by: Checker
drawn by: Author

B1
component

I-653
sheet no.

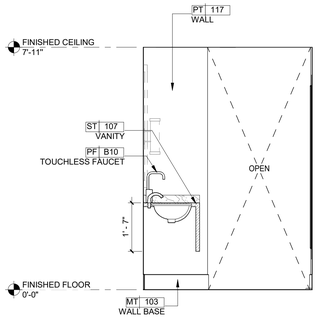

1 MB-EL-SHOPS RESTROOM W 1
1/2" = 1'-0"

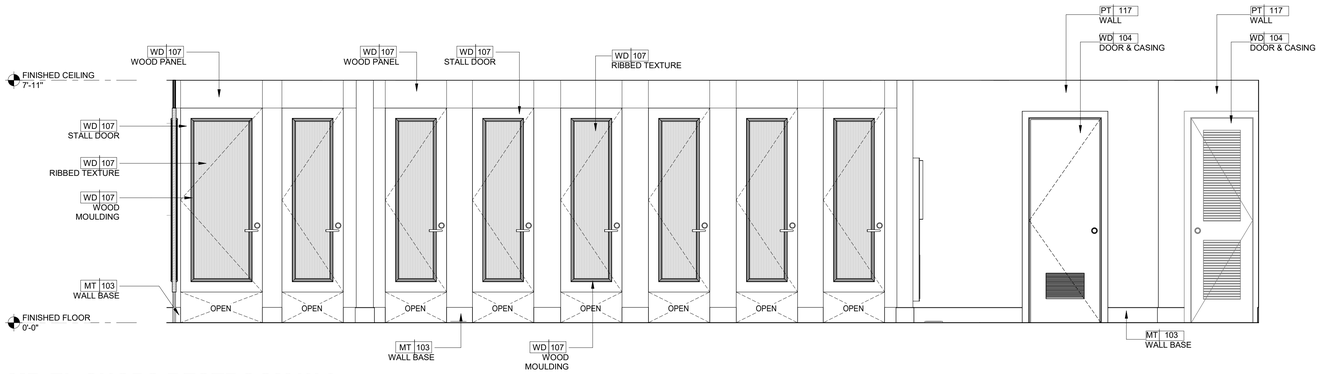

2 MB-EL-SHOPS RESTROOM W 2
1/2" = 1'-0"

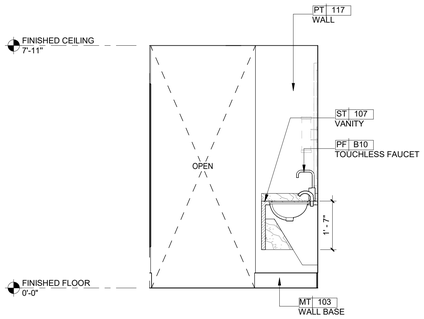

3 MB-EL-SHOPS RESTROOM W 3
1/2" = 1'-0"

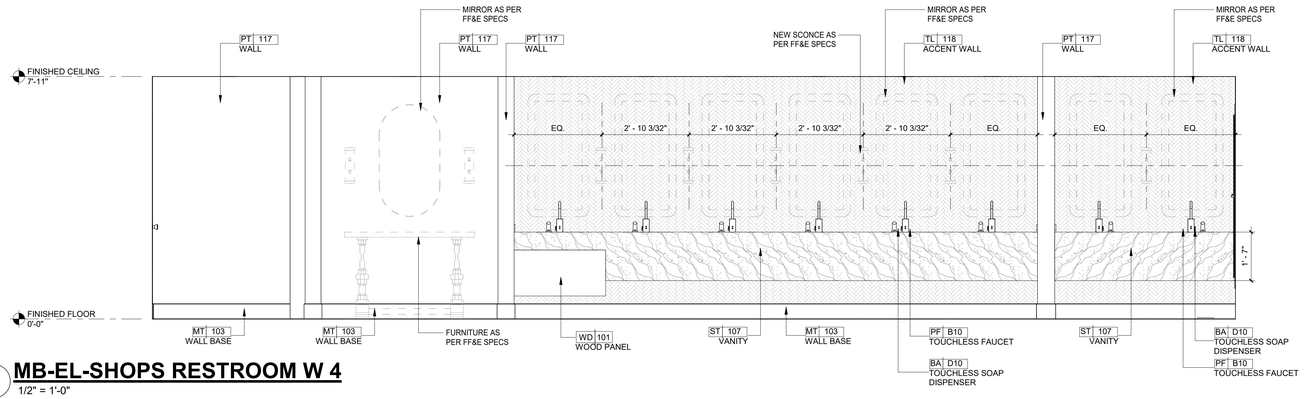

4 MB-EL-SHOPS RESTROOM W 4
1/2" = 1'-0"

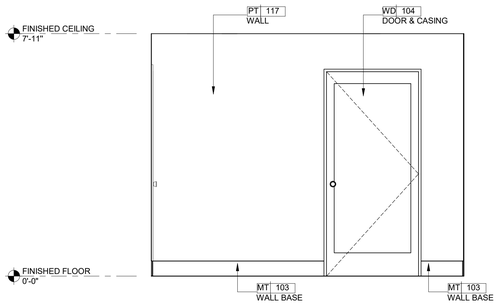

5 MB-EL-SHOPS RESTROOM W 5
1/2" = 1'-0"

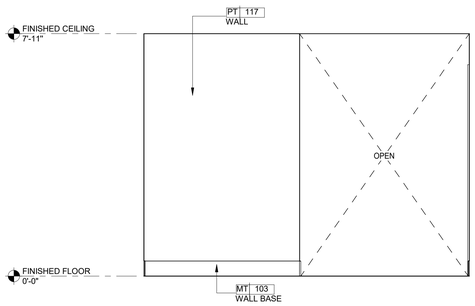

6 MB-EL-SHOPS RESTROOM W 6
1/2" = 1'-0"

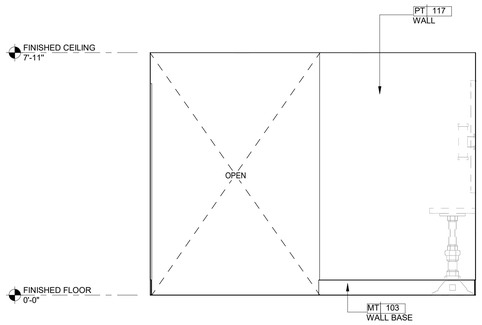

7 MB-EL-SHOPS RESTROOM W 7
1/2" = 1'-0"

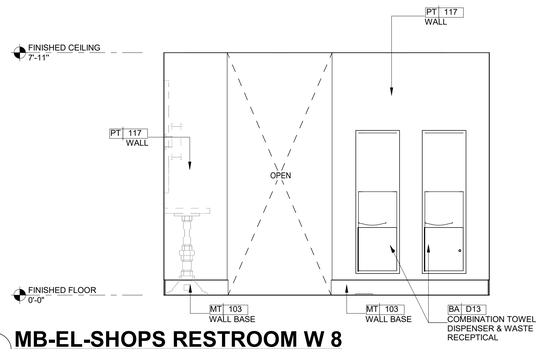

8 MB-EL-SHOPS RESTROOM W 8
1/2" = 1'-0"

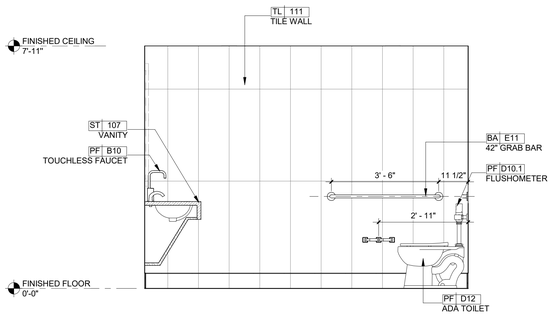

9 MB-EL-SHOPS RESTROOM W 9
1/2" = 1'-0"

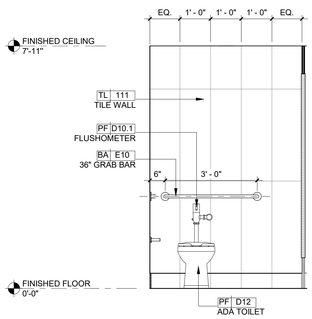

10 MB-EL-SHOPS RESTROOM W 10
1/2" = 1'-0"

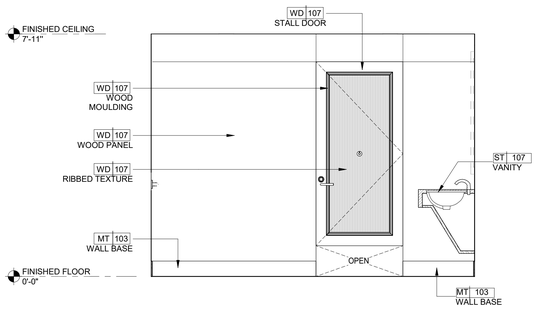

11 MB-EL-SHOPS RESTROOM W 11
1/2" = 1'-0"

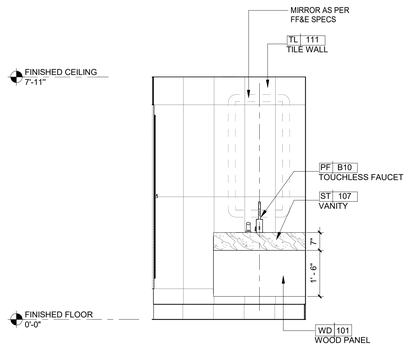

12 MB-EL-SHOPS RESTROOM W 12
1/2" = 1'-0"

2/7/2022 11:10:35 AM
The original size of this drawing is 30"x42"
Copyright © 2011 WATG. All rights reserved.

90% CD SET - MAIN LOBBY WAITING & RETAIL | FEB 04, 2022 |

Wimberly INTERIORS
a design studio of WATG
strategy planning architecture landscape interiors
new york | NY | 212 274 2626 watg.com

ROYAL BLUE HOSPITALITY, LLC
PO BOX 9832
SAN JUAN, PR 00908
PUERTO RICO

client | consultant

stamp | approval

key plan

no.	date	issue

issues | revisions

EL CONQUISTADOR RESORT
1000 EL CONQUISTADOR AVENUE
FAJARDO, PR 00738-3711
PUERTO RICO

BUILDING #1 MAIN BUILDING (MB) - MAIN LOBBY SHOPS AREA PUBLIC WOMENS RESTROOMS ELEVATIONS
sheet title

project no. 195056 date 10/06/21

checked by: Checker
drawn by: Author

B1
component

I-654
sheet no.

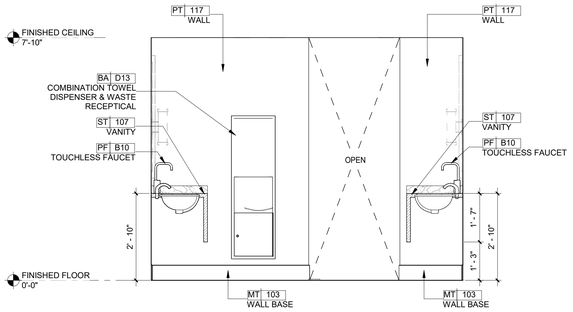

1 MB-EL-SHOPS RESTROOM M 1
1/2" = 1'-0"

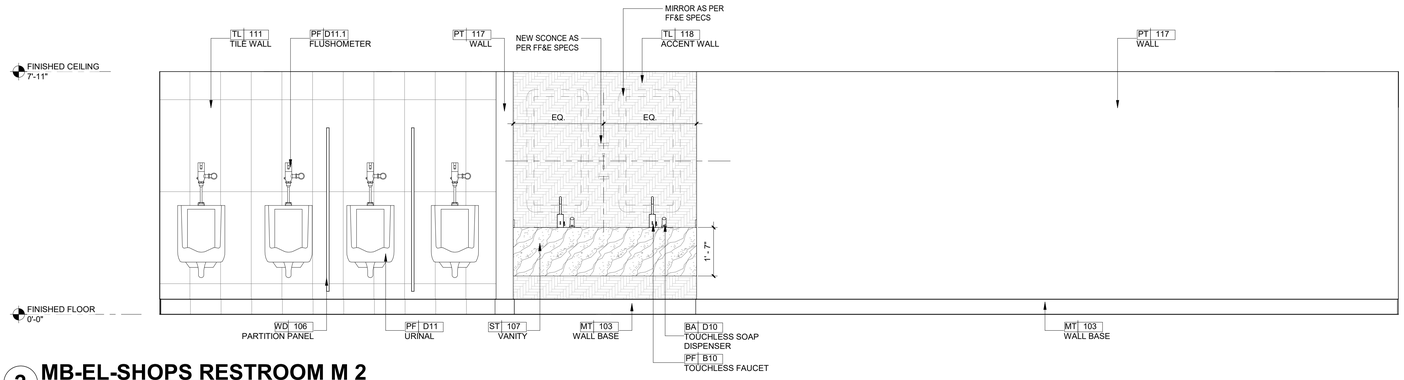

2 MB-EL-SHOPS RESTROOM M 2
1/2" = 1'-0"

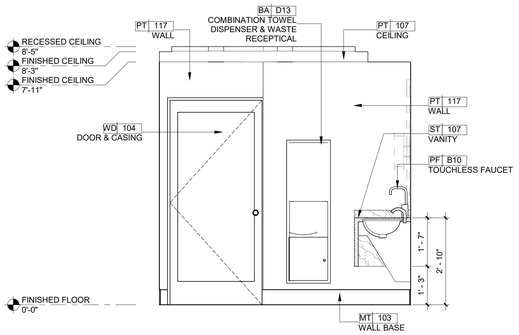

3 MB-EL-SHOPS RESTROOM M 3
1/2" = 1'-0"

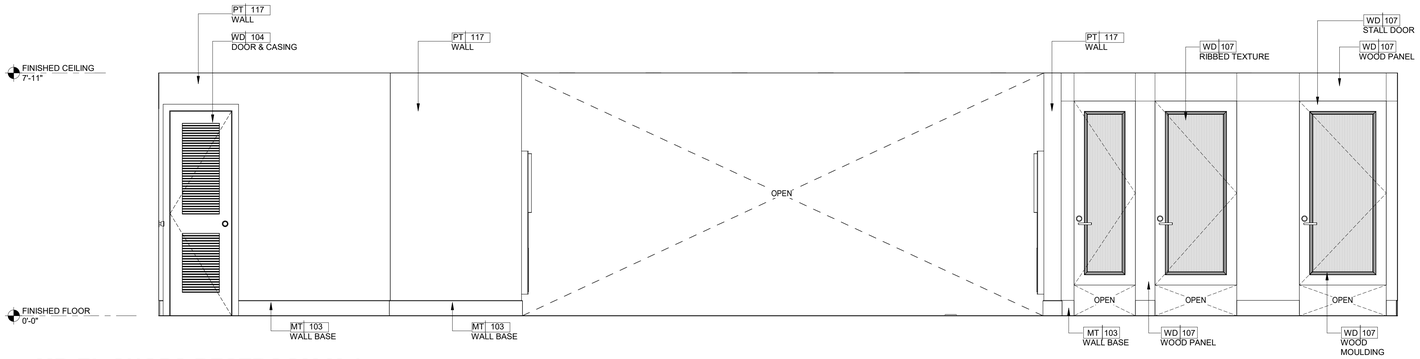

4 MB-EL-SHOPS RESTROOM M 4
1/2" = 1'-0"

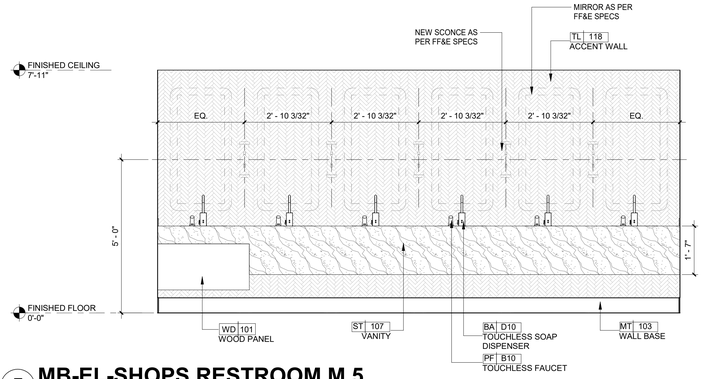

5 MB-EL-SHOPS RESTROOM M 5
1/2" = 1'-0"

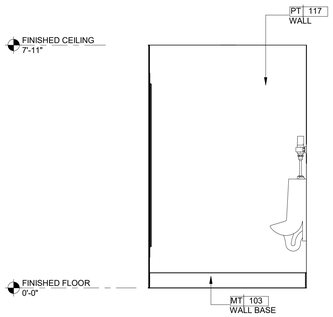

6 MB-EL-SHOPS RESTROOM M 6
1/2" = 1'-0"

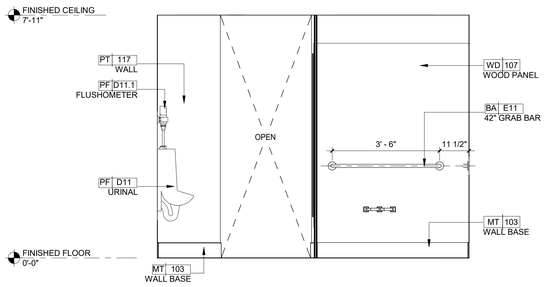

7 MB-EL-SHOPS RESTROOM M 7
1/2" = 1'-0"

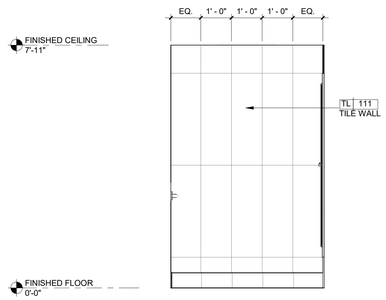

8 MB-EL-SHOPS RESTROOM M 8
1/2" = 1'-0"

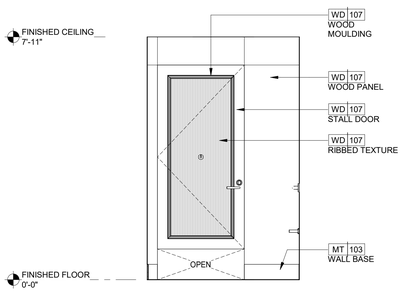

9 MB-EL-SHOPS RESTROOM M 9
1/2" = 1'-0"

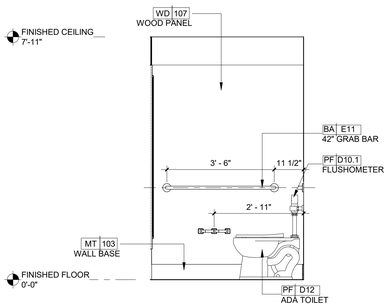

10 MB-EL-SHOPS RESTROOM M 10
1/2" = 1'-0"

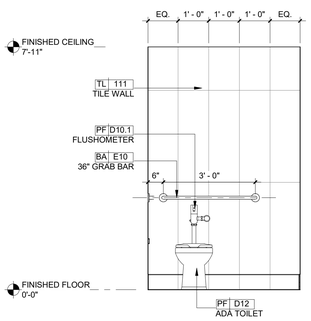

11 MB-EL-SHOPS RESTROOM M 11
1/2" = 1'-0"

2/7/2022 11:10:59 AM
The original size of this drawing is 30"x42"
Copyright © 2011 WATG. All rights reserved.

Wimberly INTERIORS
a design studio of WATG
strategy planning architecture landscape interiors
new york | NY | 212 274 2626 watg.com

ROYAL BLUE HOSPITALITY, LLC
PO BOX 9832
SAN JUAN, PR 00908
PUERTO RICO

client | consultant

stamp | approval

90% CD SET - MAIN LOBBY WAITING & RETAIL | FEB 04, 2022 |

key plan

no.	date	issue

issues | revisions

EL CONQUISTADOR RESORT
1000 EL CONQUISTADOR AVENUE
FAJARDO, PR 00738-3711
PUERTO RICO

BUILDING #1 MAIN BUILDING (MB) - MAIN LOBBY SHOPS AREA PUBLIC MENS RESTROOMS ELEVATIONS

sheet title

project no. 195056 date 10/06/21

checked by: Checker
drawn by: Author

B1
component

I-655
sheet no.

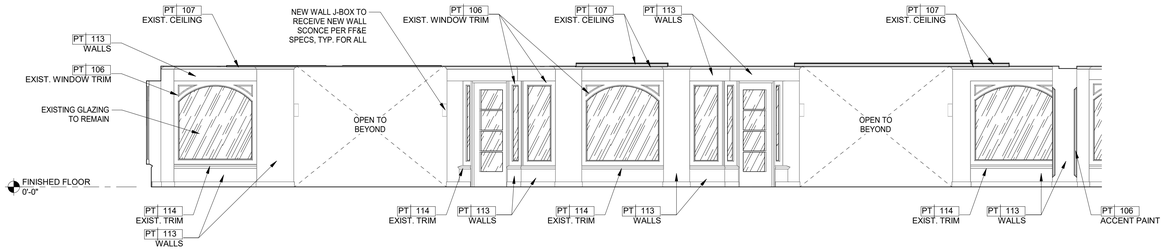

1 RETAIL AREA ELEVATION
1/4" = 1'-0"

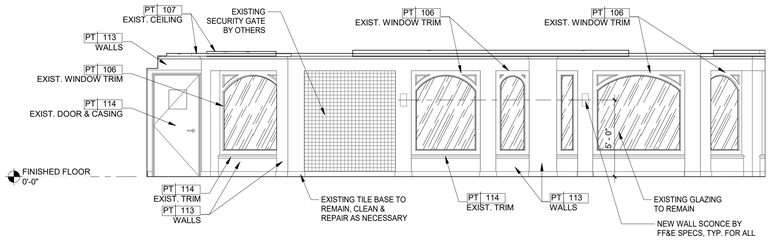

2 RETAIL AREA ELEVATION
1/4" = 1'-0"

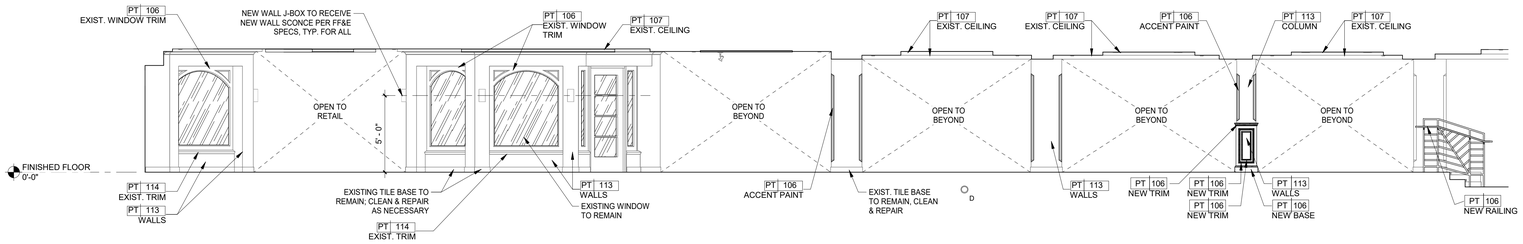

3 RETAIL AREA ELEVATION
1/4" = 1'-0"

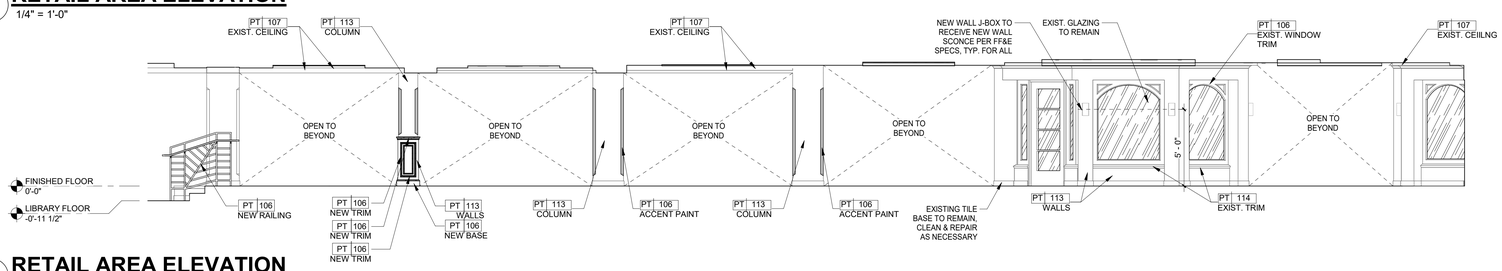

4 RETAIL AREA ELEVATION
1/4" = 1'-0"

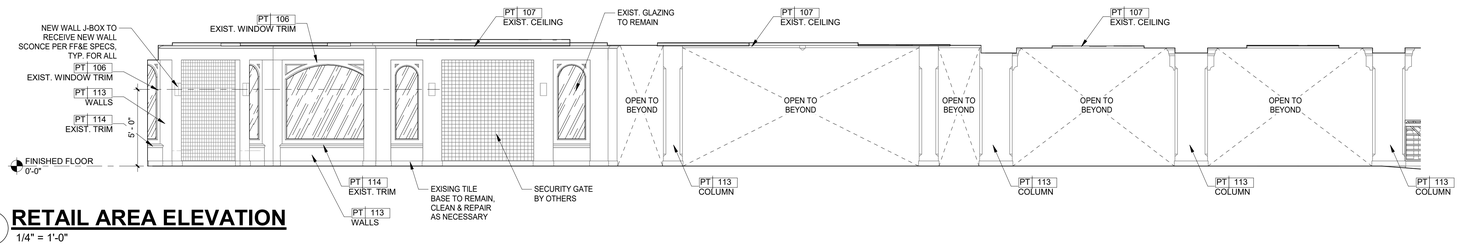

6 RETAIL AREA ELEVATION
1/4" = 1'-0"

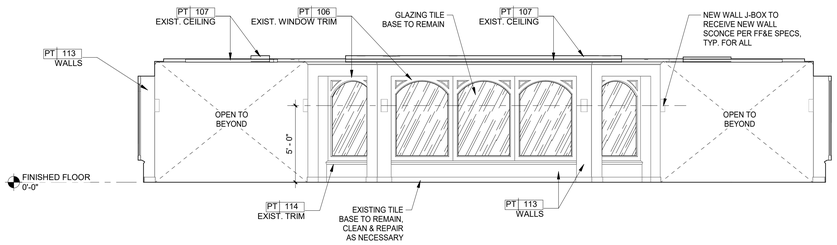

a RETAIL AREA ELEVATION
1/4" = 1'-0"

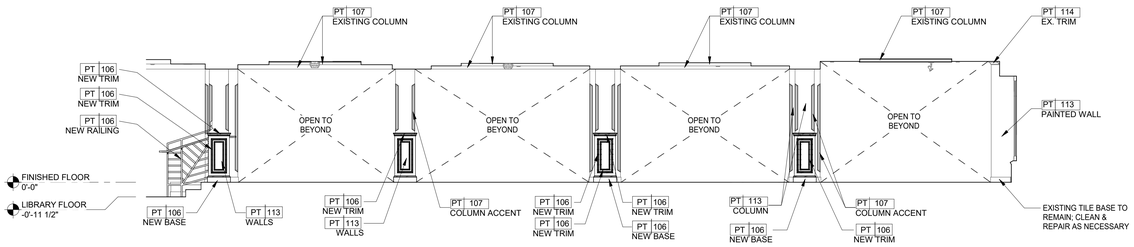

7 RETAIL AREA ELEVATION
1/4" = 1'-0"

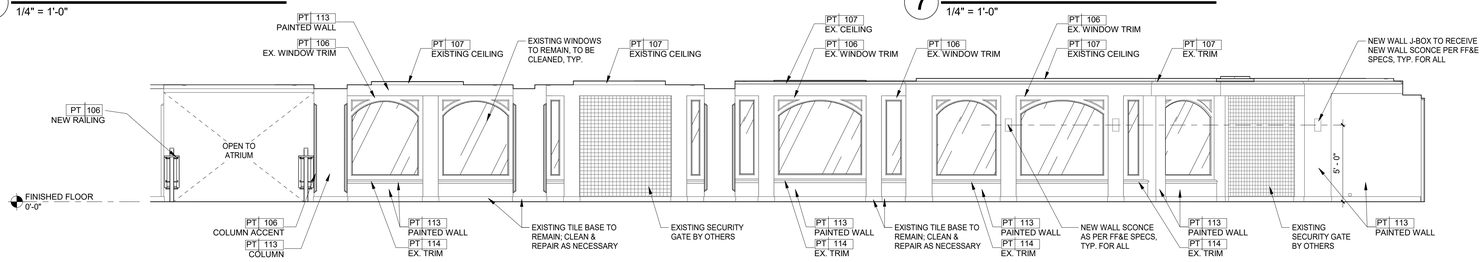

5 RETAIL AREA ELEVATION
1/4" = 1'-0"

2/7/2022 11:11:04 AM
The original size of this drawing is 30"x42"
Copyright © 2011 WATG. All rights reserved.

Wimberly INTERIORS
a design studio of WATG

strategy planning architecture landscape interiors

new york | NY | 212 274 2626 watg.com

ROYAL BLUE HOSPITALITY, LLC

PO BOX 9832
SAN JUAN, PR 00908
PUERTO RICO

client | consultant

stamp | approval

90% CD SET - MAIN LOBBY WAITING & RETAIL | FEB 04, 2022 |

key plan

no.	date	issue

issues | revisions

EL CONQUISTADOR RESORT

1000 EL CONQUISTADOR AVENUE
FAJARDO, PR 00738-3711
PUERTO RICO

project logo

BUILDING #1 MAIN BUILDING (MB) - RETAIL CORRIDOR ELEVATIONS

sheet title

project no. 195056 date 01/26/22

checked by: Checker
drawn by: Author

B1
component

I-680
sheet no.

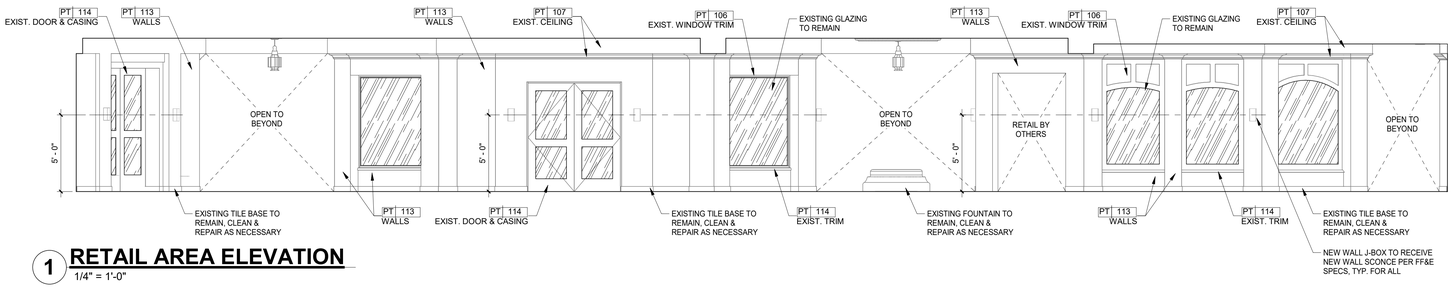

1 RETAIL AREA ELEVATION
1/4" = 1'-0"

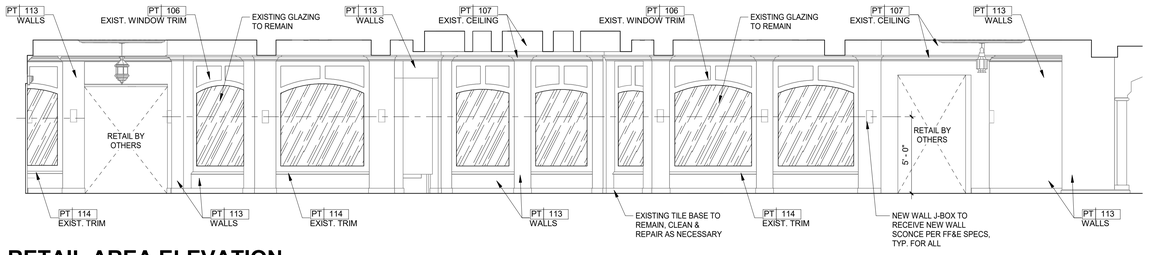

2 RETAIL AREA ELEVATION
1/4" = 1'-0"

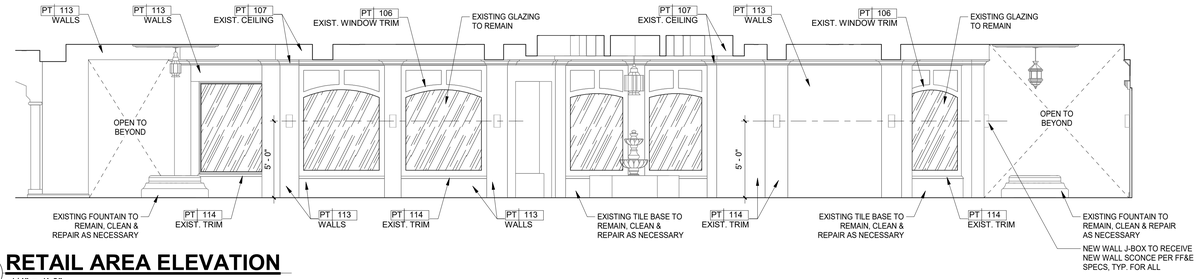

3 RETAIL AREA ELEVATION
1/4" = 1'-0"

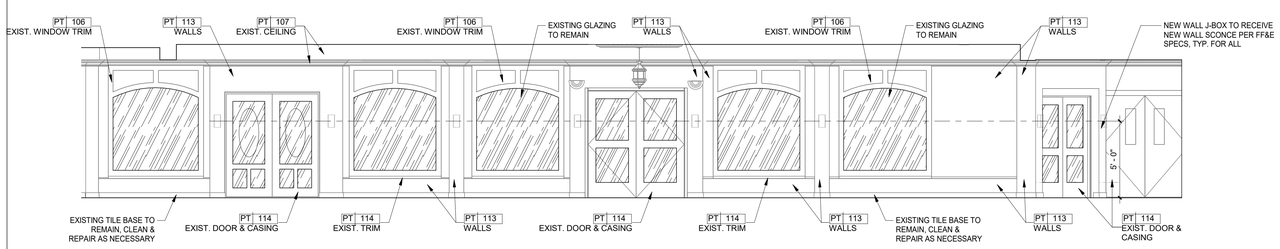

4 RETAIL AREA ELEVATION
1/4" = 1'-0"

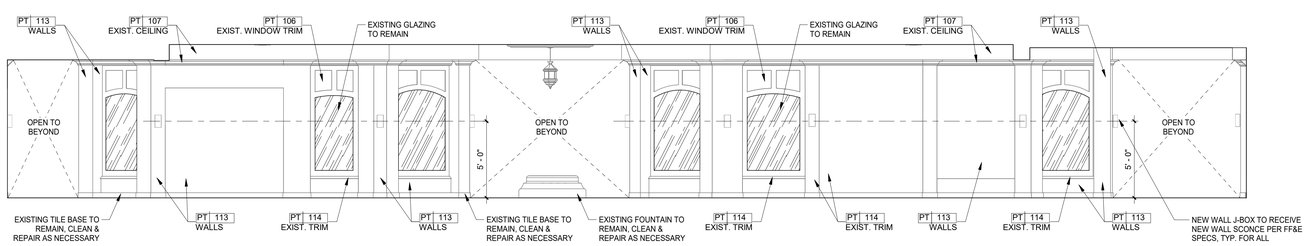

5 RETAIL AREA ELEVATION
1/4" = 1'-0"

2/7/2022 11:11:13 AM
The original size of this drawing is 30"x42"
Copyright © 2011 WATG. All rights reserved.

Wimberly INTERIORS
a design studio of WATG
strategy planning architecture landscape interiors
new york | NY | 212 274 2626 watg.com

ROYAL BLUE HOSPITALITY, LLC
PO BOX 9832
SAN JUAN, PR 00908
PUERTO RICO

client | consultant

stamp | approval

key plan

90% CD SET - MAIN LOBBY WAITING & RETAIL | FEB 04, 2022 |

no.	date	issue

issues | revisions

EL CONQUISTADOR RESORT
1000 EL CONQUISTADOR AVENUE
FAJARDO, PR 00738-3711
PUERTO RICO

project logo

BUILDING #1 MAIN BUILDING (MB) - RETAIL CORRIDOR ELEVATIONS
sheet title

project no. 195056 date 02/01/22

checked by: Checker
drawn by: Author

B1
component

I-682
sheet no.

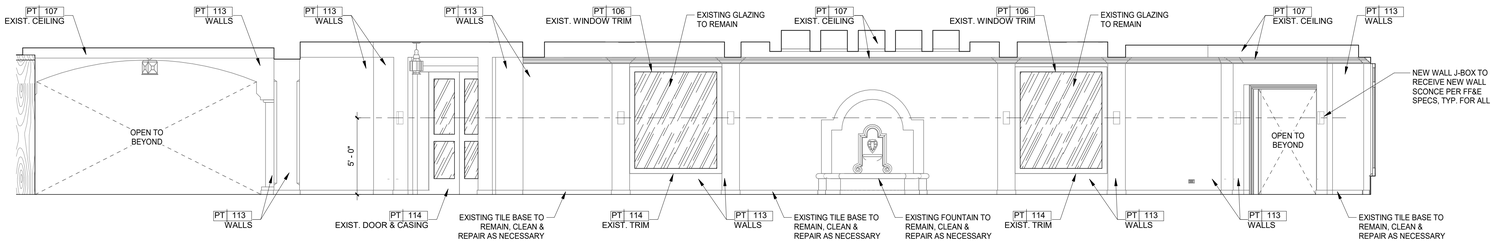

1 RETAIL AREA ELEVATION

1/4" = 1'-0"

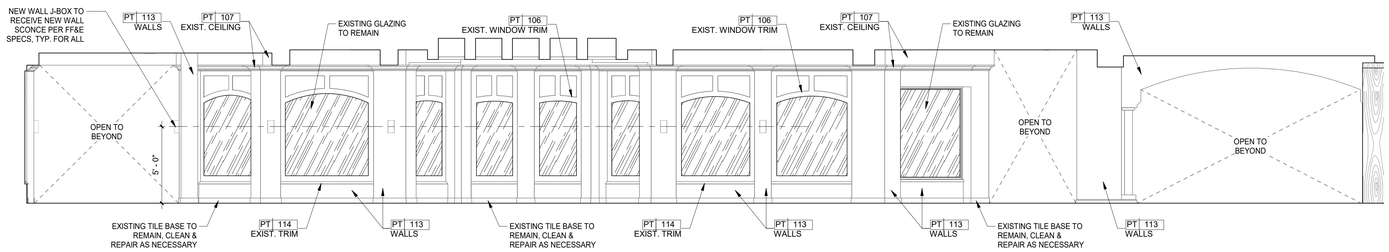

2 RETAIL AREA ELEVATION

1/4" = 1'-0"

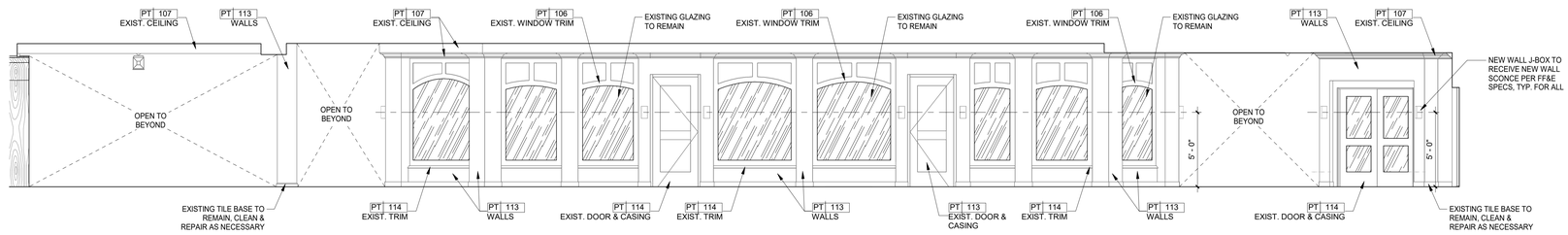

3 RETAIL AREA ELEVATION

1/4" = 1'-0"

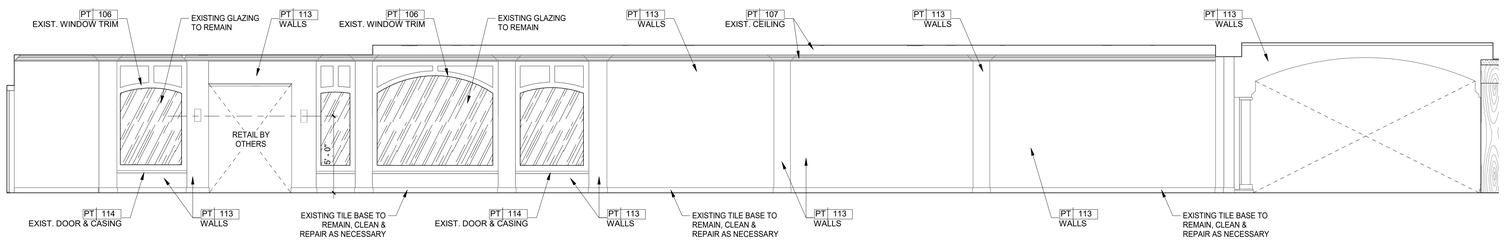

4 RETAIL AREA ELEVATION

1/4" = 1'-0"

Wimberly INTERIORS

a design studio of WATG

strategy planning architecture landscape interiors

new york | NY | 212 274 2626 watg.com

ROYAL BLUE HOSPITALITY, LLC

PO BOX 9832
SAN JUAN, PR 00908
PUERTO RICO

client | consultant

stamp | approval

key plan

90% CD SET - MAIN LOBBY WAITING & RETAIL | FEB 04, 2022 |

no. date issue

issues | revisions

EL CONQUISTADOR RESORT

1000 EL CONQUISTADOR AVENUE
FAJARDO, PR 00738-3711
PUERTO RICO

project logo

BUILDING #1 MAIN BUILDING (MB) - RETAIL CORRIDOR ELEVATIONS

sheet title

project no. 195056 date 02/02/22

checked by: Checker
drawn by: Author

B1

component

I-683

sheet no.

2/7/2022 11:11:20 AM
The original size of this drawing is 30"x42"
Copyright © 2011 WATG. All rights reserved.

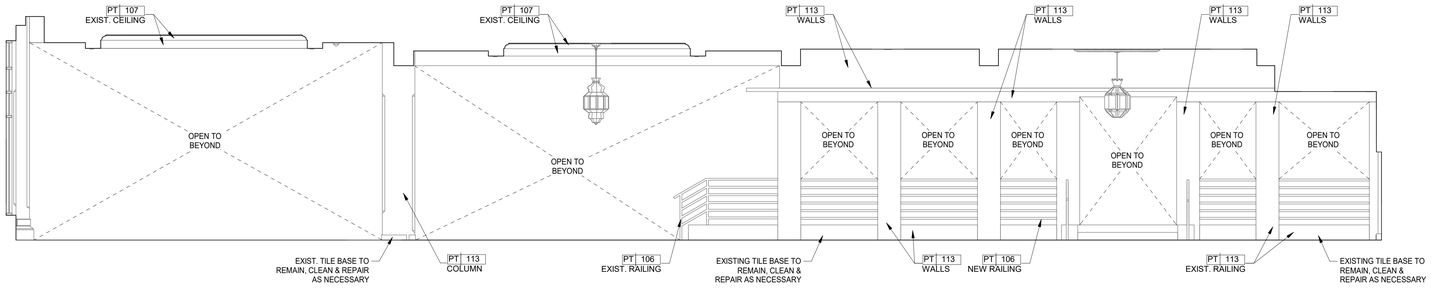

1 RETAIL BAR HALLWAY ELEVATION
1/4" = 1'-0"

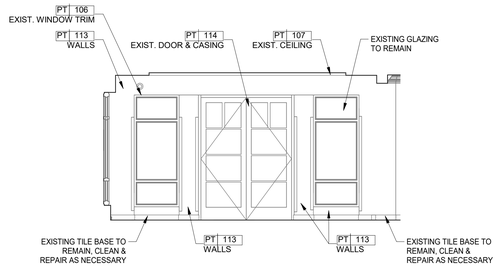

2 RETAIL BAR HALLWAY ELEVATION
1/4" = 1'-0"

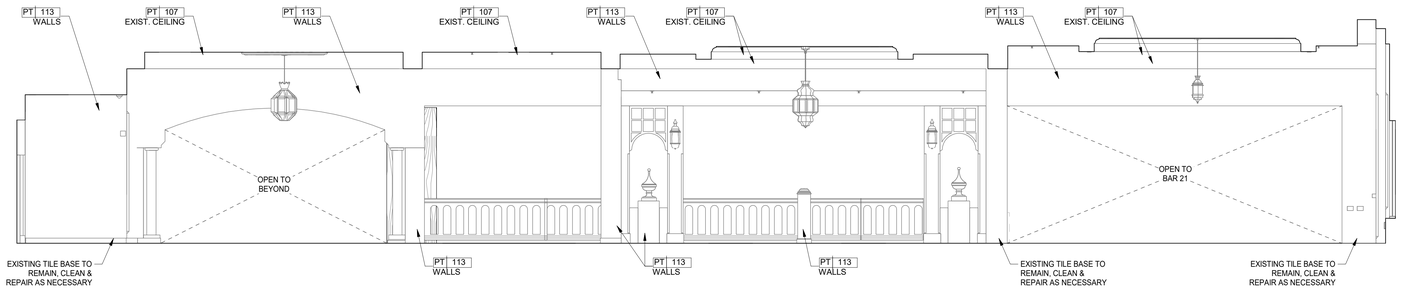

3 RETAIL BAR HALLWAY ELEVATION
1/4" = 1'-0"

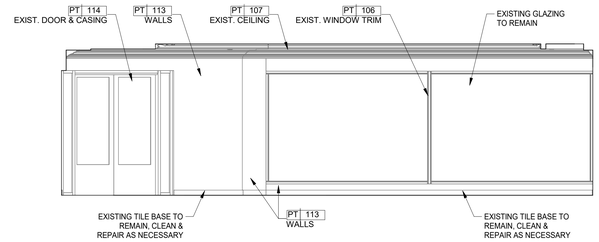

4 RETAIL BAR HALLWAY ELEVATION
1/4" = 1'-0"

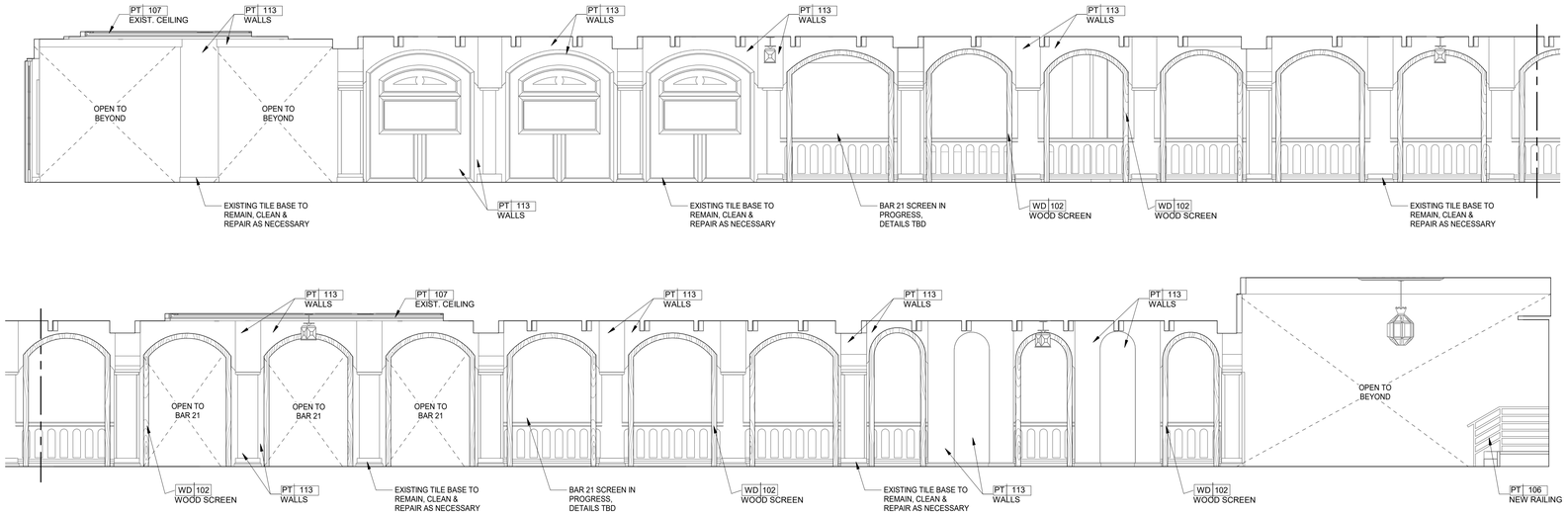

5 RETAIL BAR HALLWAY ELEVATION
1/4" = 1'-0"

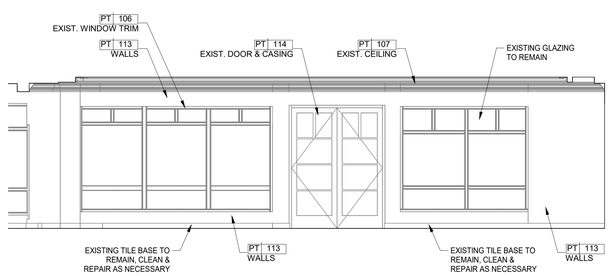

6 RETAIL BAR HALLWAY ELEVATION
1/4" = 1'-0"

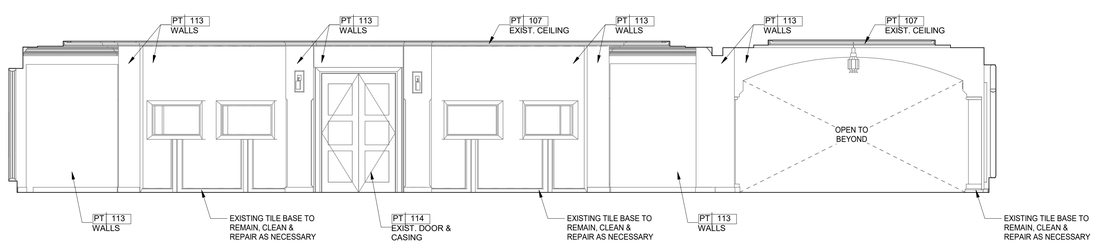

7 RETAIL BAR HALLWAY ELEVATION
1/4" = 1'-0"

2/7/2022 11:11:31 AM
The original size of this drawing is 30"x42"
Copyright © 2011 WATG. All rights reserved.

Wimberly INTERIORS
a design studio of WATG
strategy planning architecture landscape interiors
new york | NY | 212 274 2626 watg.com

ROYAL BLUE HOSPITALITY, LLC
PO BOX 9832
SAN JUAN, PR 00908
PUERTO RICO

client | consultant

stamp | approval

90% CD SET - MAIN LOBBY WAITING & RETAIL | FEB 04, 2022 |

key plan

no.	date	issue

issues | revisions

EL CONQUISTADOR RESORT
1000 EL CONQUISTADOR AVENUE
FAJARDO, PR 00738-3711
PUERTO RICO

project logo

BUILDING #1 MAIN BUILDING (MB) - RETAIL CORRIDOR ELEVATIONS
sheet title

project no. 195056 date 02/02/22

checked by: Checker
drawn by: Author

B1
component

I-684
sheet no.

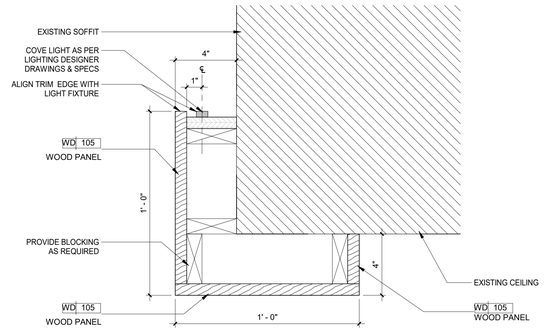

1 ATLANTIC PREFUNCTION WOOD DROP CEILING DETAIL
3" = 1'-0"

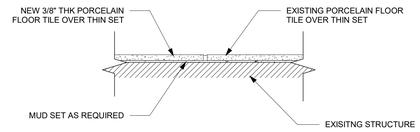

2 EXISTING TILE TO NEW TILE DETAIL
3" = 1'-0"

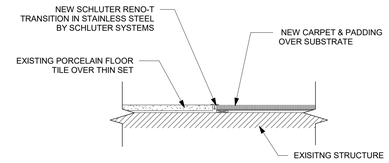

3 EXISTING TILE TO NEW CARPET DETAIL
3" = 1'-0"

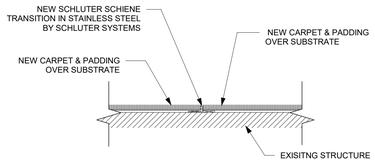

4 CARPET TO CARPET TRANSITION DETAIL
3" = 1'-0"

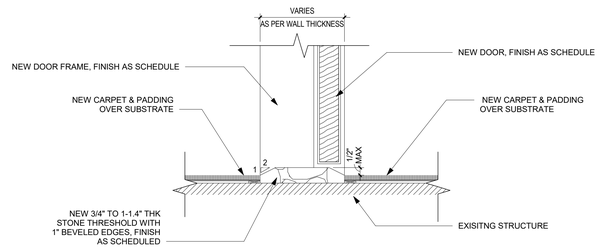

5 STONE THRESHOLD - CARPET TO CARPET
3" = 1'-0"

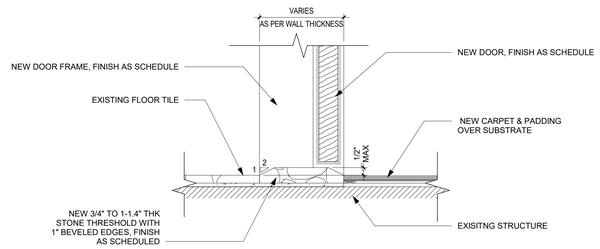

6 STONE THRESHOLD - EXISTING TILE TO CARPET
3" = 1'-0"

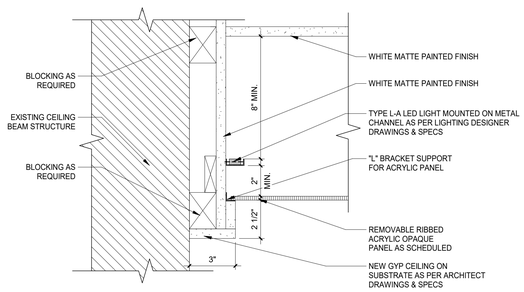

7 RIBBED ACRYLIC CEILING PANEL DETAIL
3" = 1'-0"

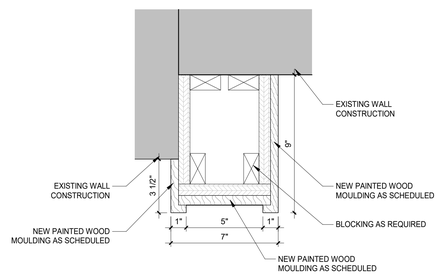

8 CARIBBEAN PREFUNCTION DOOR MOULDING
3" = 1'-0"

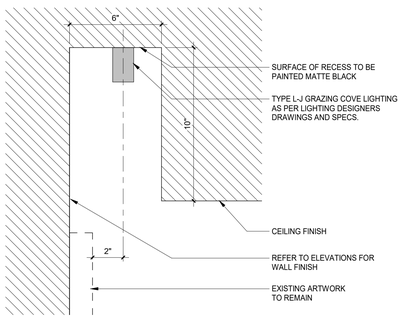

9 CARIBBEAN GRAZING COVE LIGHTING DETAIL
3" = 1'-0"

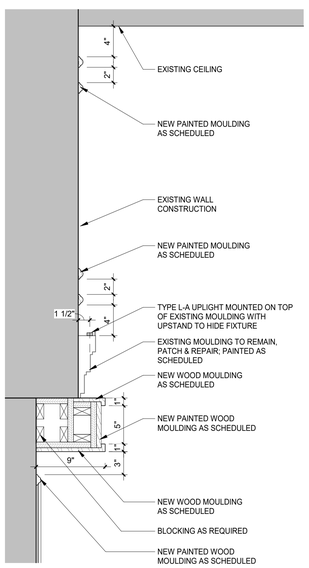

10 CARIBBEAN PREFUNCTION WALL MOULDING
1 1/2" = 1'-0"

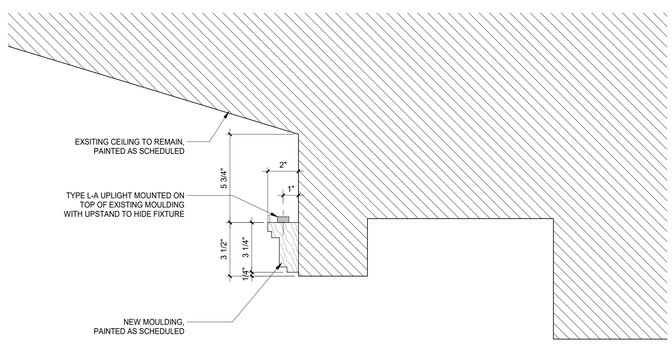

11 CARIBBEAN CEILING COVE LIGHTING DETAIL
3" = 1'-0"

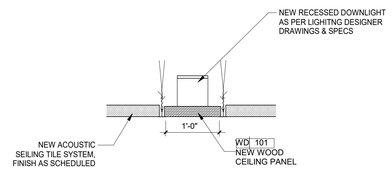

13 MB-DT-PABLO CASALS WOOD CEILING
1" = 1'-0"

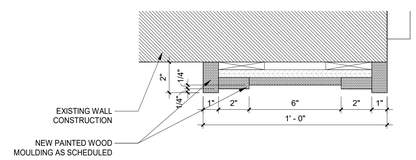

12 PABLO CASALS DOOR CASING DETAIL
3" = 1'-0"

2/7/2022 11:11:39 AM
The original size of this drawing is 30"x42"
Copyright © 2011 WATG. All rights reserved.

Wimberly INTERIORS
a design studio of WATG

strategy planning architecture landscape interiors

new york | NY | 212 274 2626 watg.com

ROYAL BLUE HOSPITALITY, LLC

PO BOX 9832
SAN JUAN, PR 00908
PUERTO RICO

client | consultant

stamp | approval

key plan

90% CD SET - MAIN LOBBY WAITING & RETAIL | FEB 04, 2022 |

no.	date	issue
1	01/07/2022	90% CD SET - CONVENTION CENTER GRAND CARIBBEAN WING

issues | revisions

EL CONQUISTADOR RESORT

1000 EL CONQUISTADOR AVENUE
FAJARDO, PR 00738-3711
PUERTO RICO

project logo

BUILDING #1 MAIN BUILDING (MB) - MAIN BUILDING CONSTRUCTION DETAILS

sheet title

project no. 195056 date 11/18/21

checked by: Checker
drawn by: Author

B1
component

I-700
sheet no.

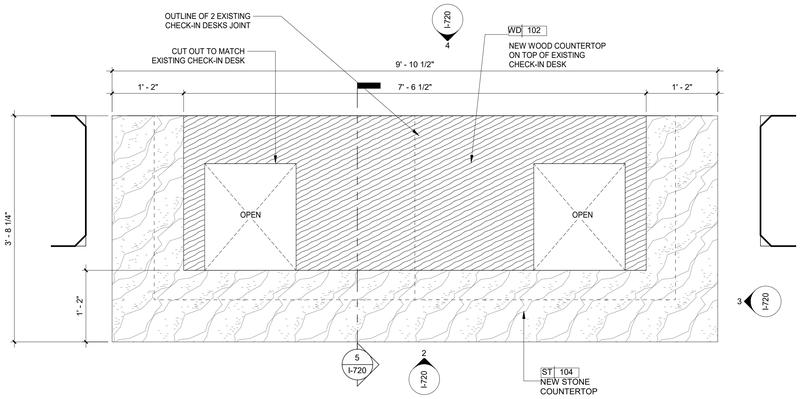

1 CHECK-IN DESK KEY PLAN
1" = 1'-0"

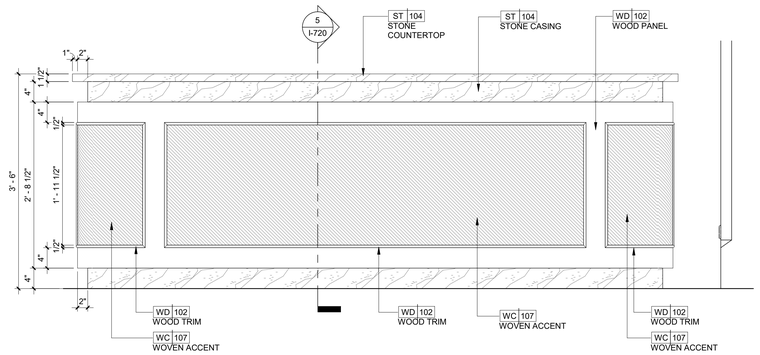

2 CHECK-IN DESK ELEVATION
1" = 1'-0"

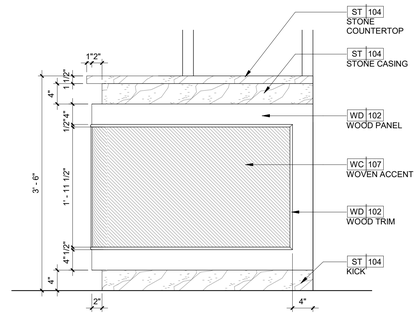

3 CHECK-IN DESK ELEVATION
1" = 1'-0"

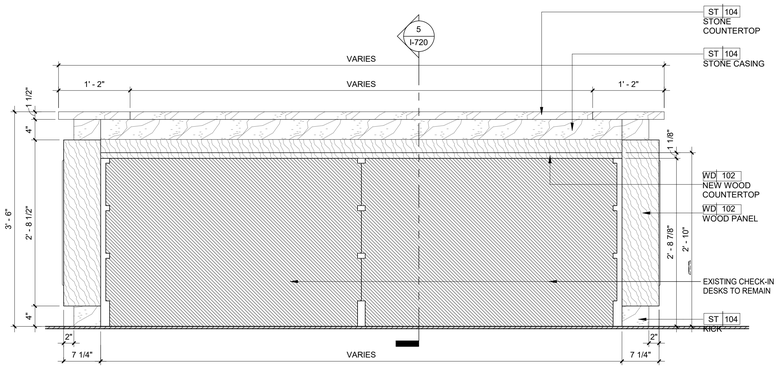

4 CHECK-IN DESK ELEVATION
1" = 1'-0"

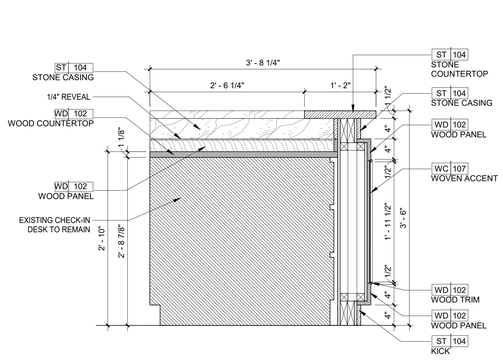

5 CHECK-IN DESK SECTION
1" = 1'-0"

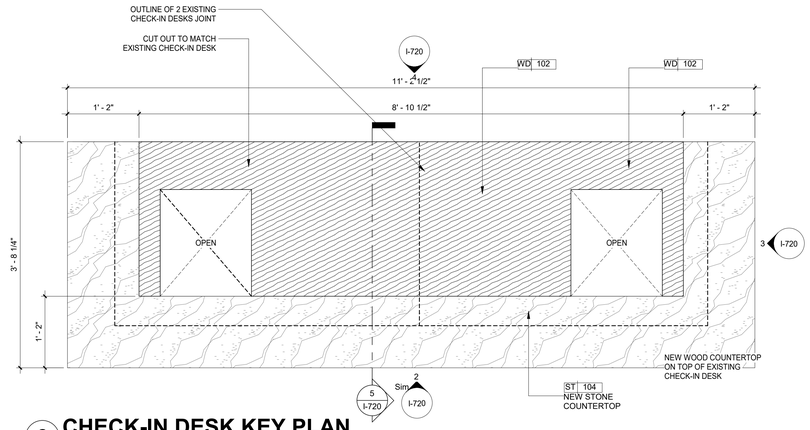

6 CHECK-IN DESK KEY PLAN
1" = 1'-0"

2/7/2022 11:11:47 AM
The original size of this drawing is 30"x42"
Copyright © 2011 WATG. All rights reserved.

90% CD SET - MAIN LOBBY WAITING & RETAIL | FEB 04, 2022 |

Wimberly INTERIORS
a design studio of WATG
strategy planning architecture landscape interiors
new york | NY | 212 274 2626 watg.com

ROYAL BLUE HOSPITALITY, LLC
PO BOX 9832
SAN JUAN, PR 00908
PUERTO RICO

client | consultant

stamp | approval

key plan

no. date issue
issues | revisions

EL CONQUISTADOR RESORT
1000 EL CONQUISTADOR AVENUE
FAJARDO, PR 00738-3711
PUERTO RICO

project logo

BUILDING #1 MAIN BUILDING (MB) - CHECK-IN DESK DETAILS
sheet title

project no. 195056 date 10/13/21
checked by: Checker
drawn by: Author

B1
component

I-720
sheet no.

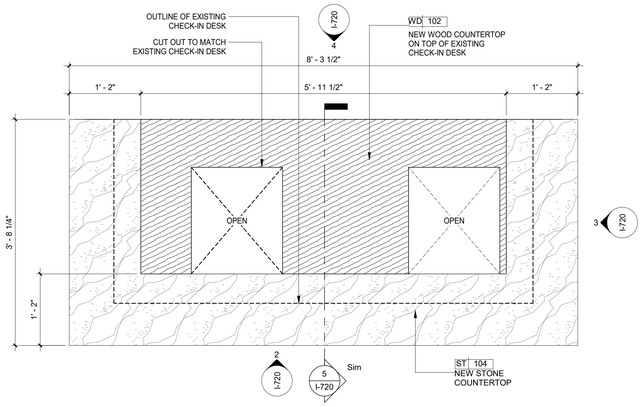

1 CHECK-IN DESK KEY PLAN
1" = 1'-0"

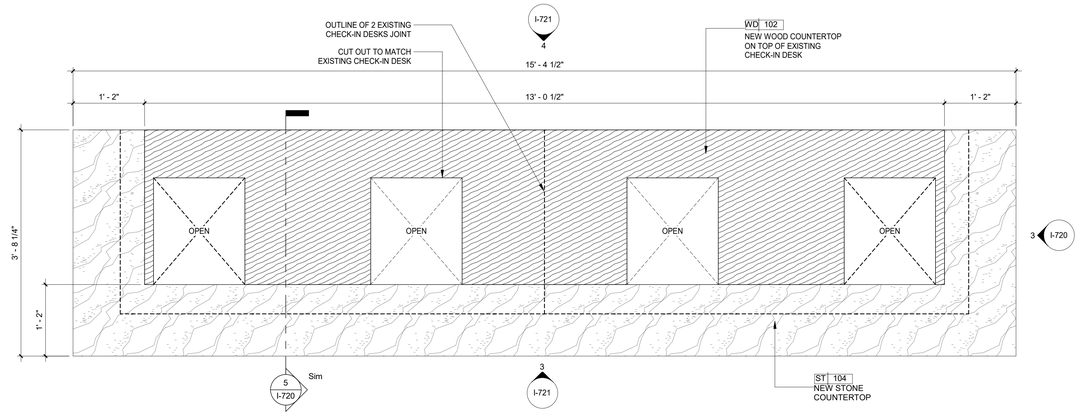

2 CHECK-IN DESK KEY PLAN
1" = 1'-0"

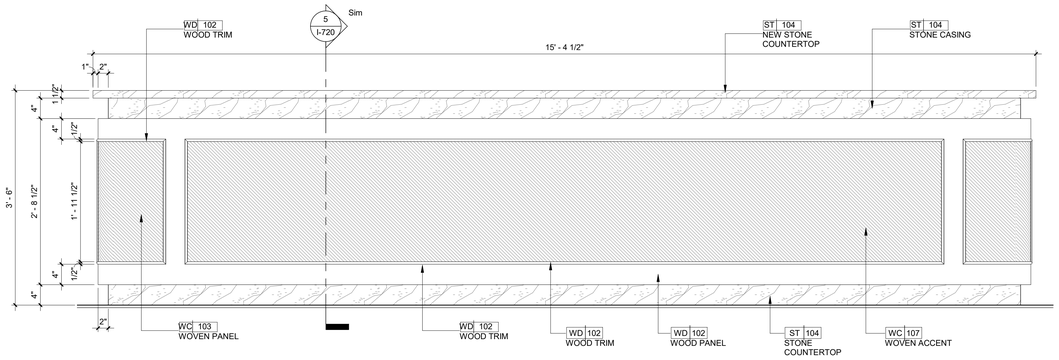

3 CHECK-IN DESK ELEVATION
1" = 1'-0"

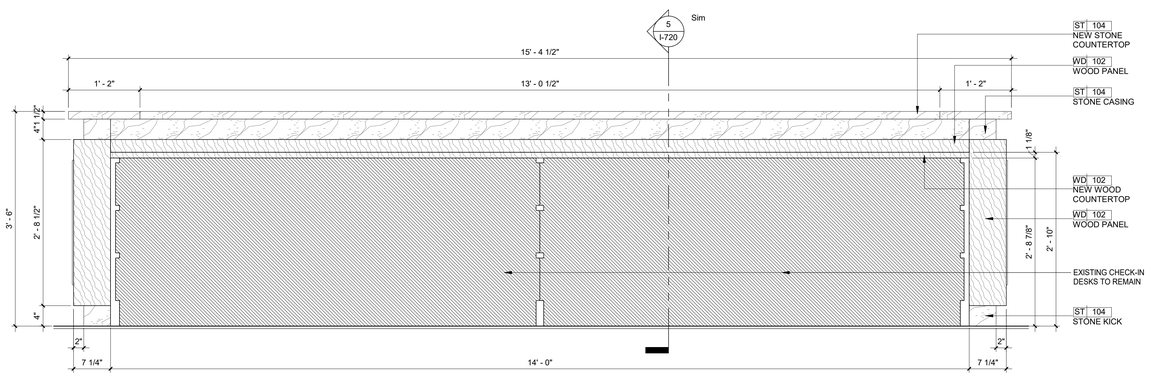

4 CHECK-IN DESK ELEVATION
1" = 1'-0"

2/7/2022 11:11:53 AM
The original size of this drawing is 30"x42"
Copyright © 2011 WATG. All rights reserved.

90% CD SET - MAIN LOBBY WAITING & RETAIL | FEB 04, 2022 |

Wimberly INTERIORS
a design studio of WATG
strategy planning architecture landscape interiors
new york | NY | 212 274 2626 watg.com

ROYAL BLUE HOSPITALITY, LLC
PO BOX 9832
SAN JUAN, PR 00908
PUERTO RICO

client | consultant

stamp | approval

key plan

no. date issue
issues | revisions

EL CONQUISTADOR RESORT
1000 EL CONQUISTADOR AVENUE
FAJARDO, PR 00738-3711
PUERTO RICO

project logo

BUILDING #1 MAIN BUILDING (MB) - CHECK-IN DESK DETAILS
sheet title

project no. 195056 date 10/20/21

checked by: Checker
drawn by: Author

B1
component

I-721
sheet no.

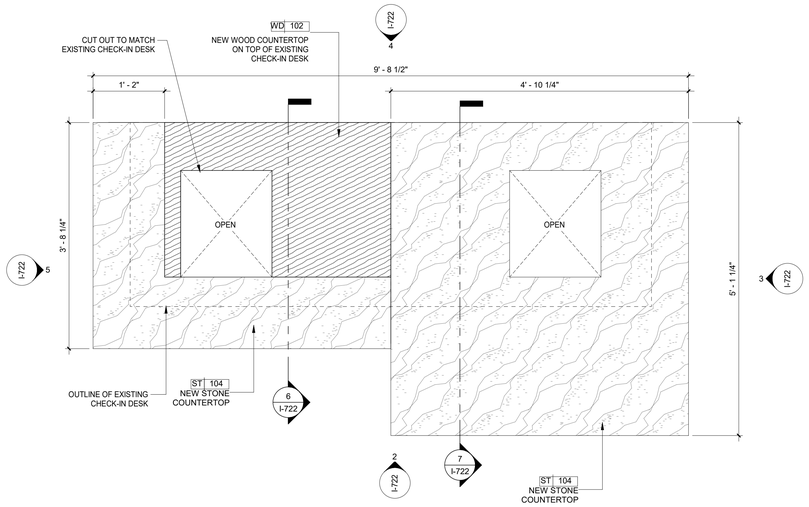

1 ADA CHECK-IN DESK KEY PLAN
1" = 1'-0"

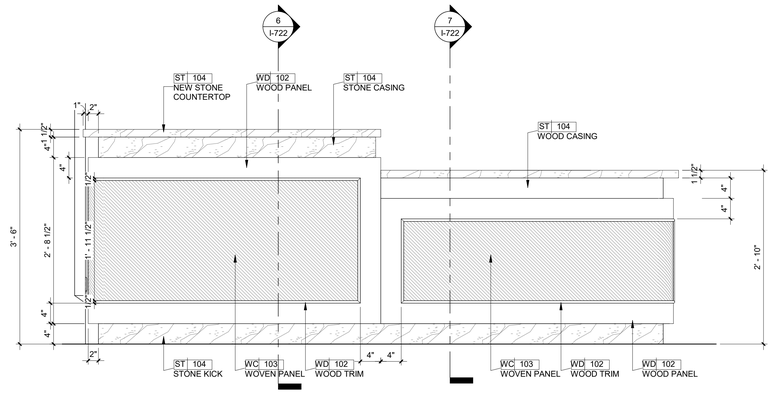

2 ADA CHECK-IN DESK ELEVATION
1" = 1'-0"

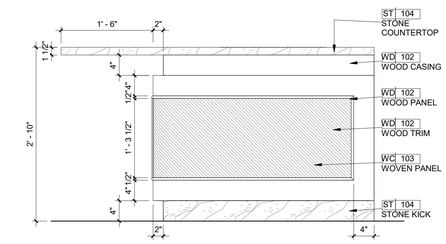

3 ADA CHECK-IN DESK ELEVATION
1" = 1'-0"

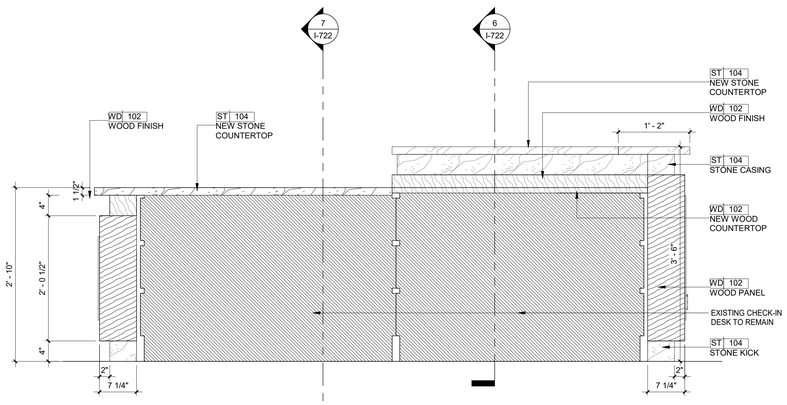

4 ADA CHECK-IN DESK ELEVATION
1" = 1'-0"

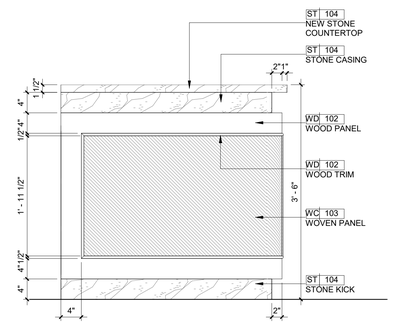

5 ADA CHECK-IN DESK ELEVATION
1" = 1'-0"

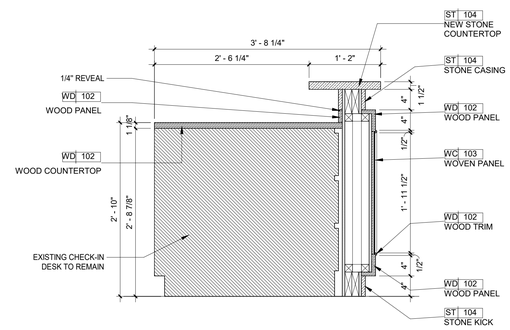

6 ADA CHECK-IN DESK SECTION
1" = 1'-0"

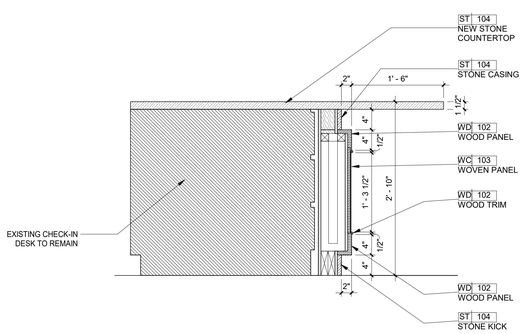

7 ADA CHECK-IN DESK SECTION
1" = 1'-0"

2/7/2022 11:12:02 AM
The original size of this drawing is 30"x42"
Copyright © 2011 WATG. All rights reserved.

Wimberly INTERIORS
a design studio of WATG
strategy planning architecture landscape interiors
new york | NY | 212 274 2626 watg.com

ROYAL BLUE HOSPITALITY, LLC
PO BOX 9832
SAN JUAN, PR 00908
PUERTO RICO

client | consultant

stamp | approval

key plan

90% CD SET - MAIN LOBBY WAITING & RETAIL | FEB 04, 2022 |

no.	date	issue

issues | revisions

EL CONQUISTADOR RESORT
1000 EL CONQUISTADOR AVENUE
FAJARDO, PR 00738-3711
PUERTO RICO

project logo

BUILDING #1 MAIN BUILDING (MB) - ADA CHECK-IN DESK DETAILS
sheet title

project no. 195056 date 11/03/21

checked by: Checker
drawn by: Author

B1
component

I-722
sheet no.

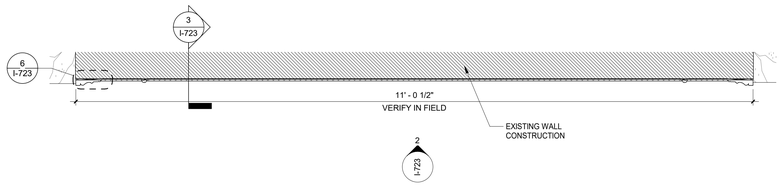

1 CHECK-IN ACCENT WALL KEY PLAN
1" = 1'-0"

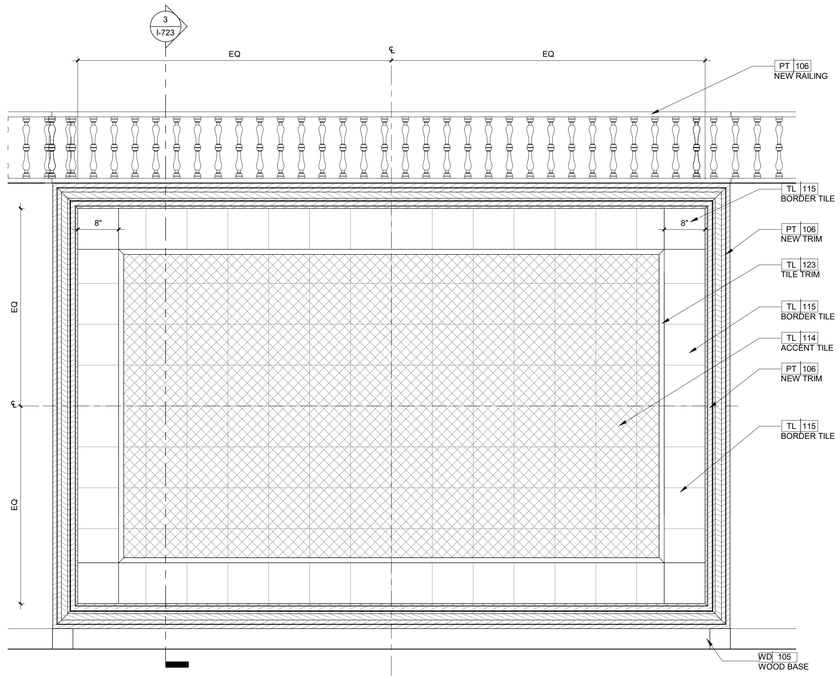

2 CHECK-IN ACCENT WALL ELEVATION
1" = 1'-0"

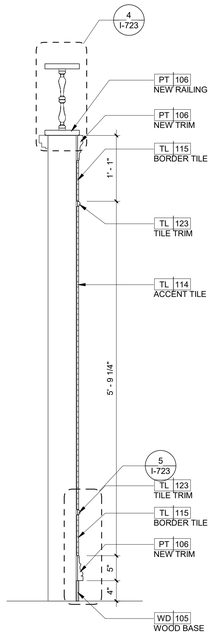

3 CHECK-IN ACCENT WALL SECTION
1" = 1'-0"

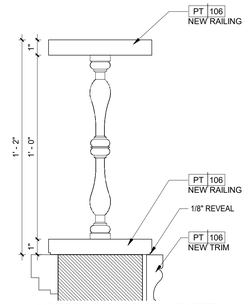

4 ACCENT WALL DETAIL
3" = 1'-0"

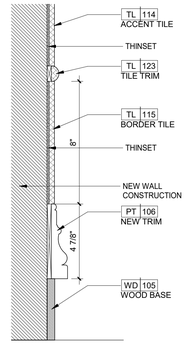

5 ACCENT WALL DETAIL
3" = 1'-0"

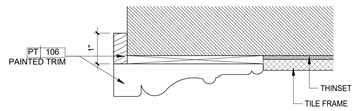

6 ACCENT WALL DETAIL
6" = 1'-0"

2/7/2022 11:12:13 AM
The original size of this drawing is 30"x42"
Copyright © 2011 WATG. All rights reserved.

Wimberly INTERIORS
a design studio of WATG
strategy planning architecture landscape interiors
new york | NY | 212 274 2626 watg.com

ROYAL BLUE HOSPITALITY, LLC
PO BOX 9832
SAN JUAN, PR 00908
PUERTO RICO

client | consultant

stamp | approval

key plan

no. date issue
issues | revisions

EL CONQUISTADOR RESORT
1000 EL CONQUISTADOR AVENUE
FAJARDO, PR 00738-3711
PUERTO RICO

project logo

BUILDING #1 MAIN BUILDING (MB) - CHECK-IN ACCENT WALL DETAILS
sheet title

project no. 195056 date 11/09/21

checked by: Checker
drawn by: Author

B1
component

I-723
sheet no.

90% CD SET - MAIN LOBBY WAITING & RETAIL | FEB 04, 2022 |

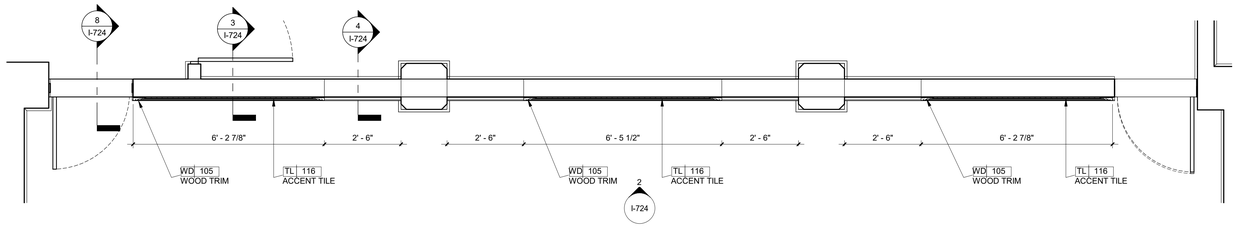

1 CONVENTION CENTER CHECK-IN ACCENT WALL KEY PLAN
1/2" = 1'-0"

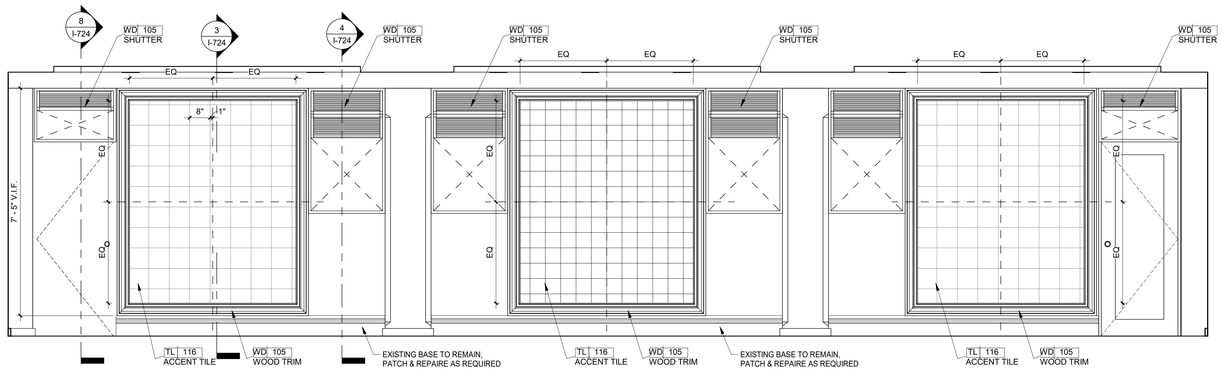

2 CONVENTION CENTER CHECK-IN ACCENT WALL ELEVATION
1/2" = 1'-0"

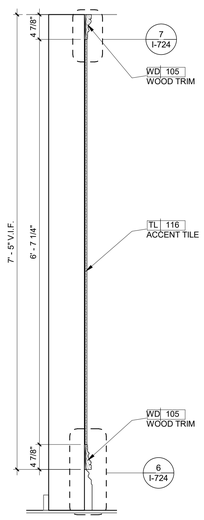

3 ACCENT WALL SECTION
1" = 1'-0"

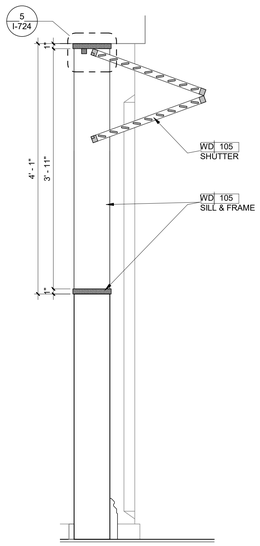

4 ACCENT WALL SECTION
1" = 1'-0"

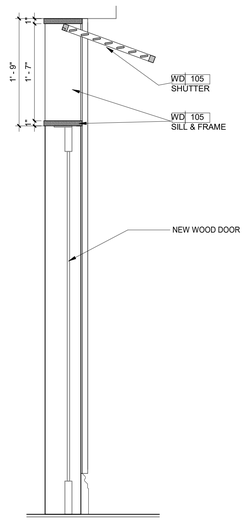

8 ACCENT WALL SECTION
1" = 1'-0"

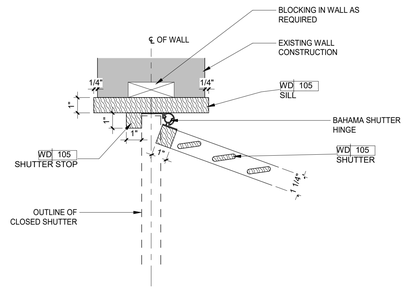

5 ACCENT WALL DETAIL
3" = 1'-0"

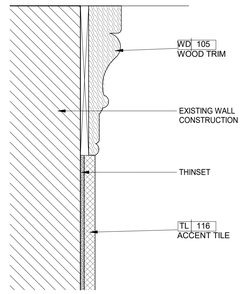

7 ACCENT WALL DETAIL
6" = 1'-0"

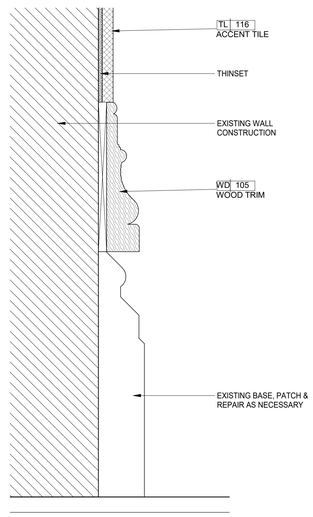

6 ACCENT WALL DETAIL
6" = 1'-0"

Copyright © 2011 WATG. All rights reserved.

2/7/2022 11:12:21 AM
The original size of this drawing is 30"x42"

90% CD SET - MAIN LOBBY WAITING & RETAIL | FEB 04, 2022 |

Wimberly INTERIORS
a design studio of WATG
strategy planning architecture landscape interiors
new york | NY | 212 274 2626 watg.com

ROYAL BLUE HOSPITALITY, LLC
PO BOX 9832
SAN JUAN, PR 00908
PUERTO RICO

client | consultant

stamp | approval

key plan

no.	date	issue

issues | revisions

EL CONQUISTADOR RESORT
1000 EL CONQUISTADOR AVENUE
FAJARDO, PR 00738-3711
PUERTO RICO

BUILDING #1 MAIN BUILDING (MB) - CONVENTION CENTER CHECK-IN ACCENT WALL DETAILS
sheet title

project no. 195056 date 11/18/21

checked by: Checker
drawn by: Author

B1
component

I-724
sheet no.

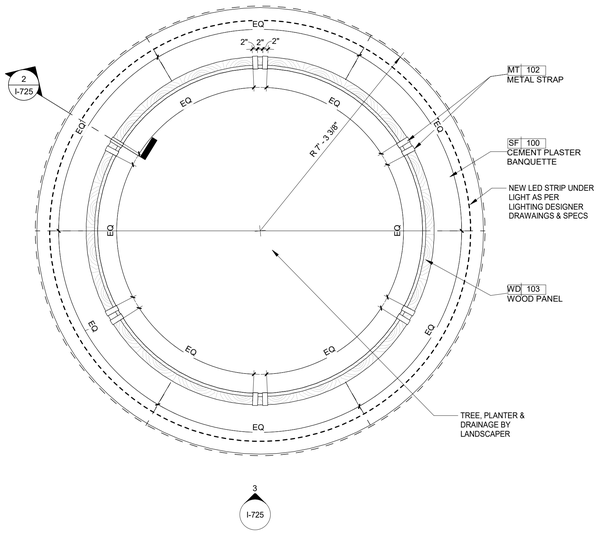

1 ATRIUM BANQUETTE KEY PLAN
1/2" = 1'-0"

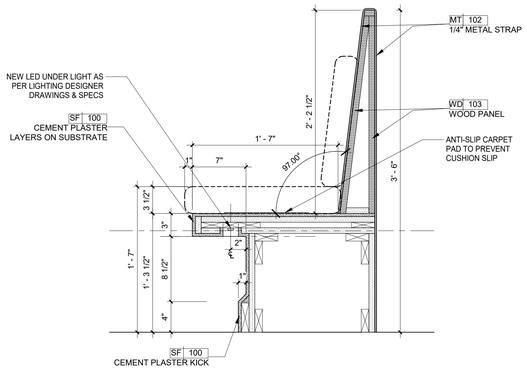

2 ATRIUM BANQUETTE SECTION
1 1/2" = 1'-0"

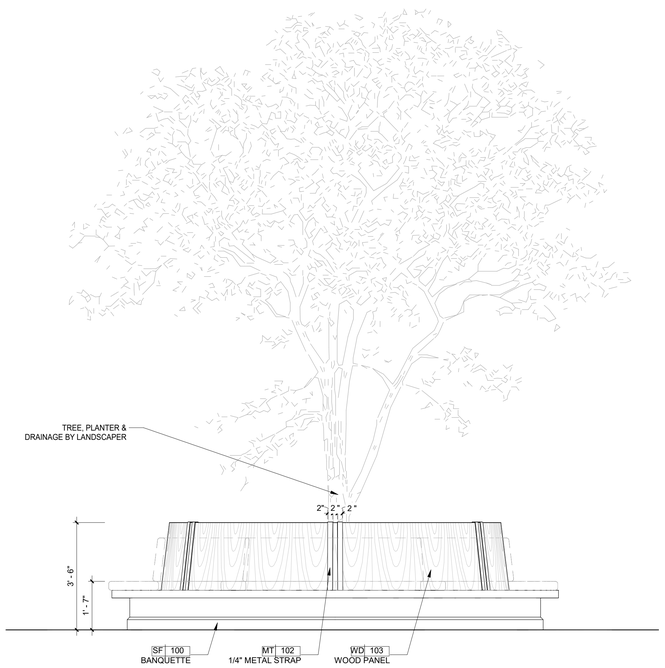

3 ATRIUM BANQUETTE ELEVATION
1/2" = 1'-0"

2/7/2022 11:12:27 AM
The original size of this drawing is 30"x42" Copyright © 2011 WATG. All rights reserved.

90% CD SET - MAIN LOBBY WAITING & RETAIL | FEB 04, 2022 |

Wimberly INTERIORS
a design studio of WATG
strategy planning architecture landscape interiors
new york | NY | 212 274 2626 watg.com

ROYAL BLUE HOSPITALITY, LLC
PO BOX 9832
SAN JUAN, PR 00908
PUERTO RICO

client | consultant

stamp | approval

key plan

no.	date	issue

issues | revisions

EL CONQUISTADOR RESORT
1000 EL CONQUISTADOR AVENUE
FAJARDO, PR 00738-3711
PUERTO RICO

project logo

BUILDING #1 MAIN BUILDING (MB) - ATRIUM BANQUETTE DETAILS
sheet title

project no. 195056 date 10/14/21

checked by: Checker
drawn by: Author

B1
component

I-725
sheet no.

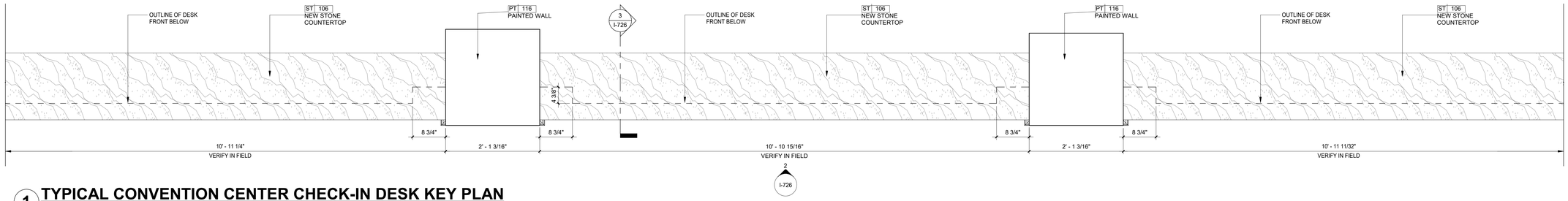

1 TYPICAL CONVENTION CENTER CHECK-IN DESK KEY PLAN

1" = 1'-0"

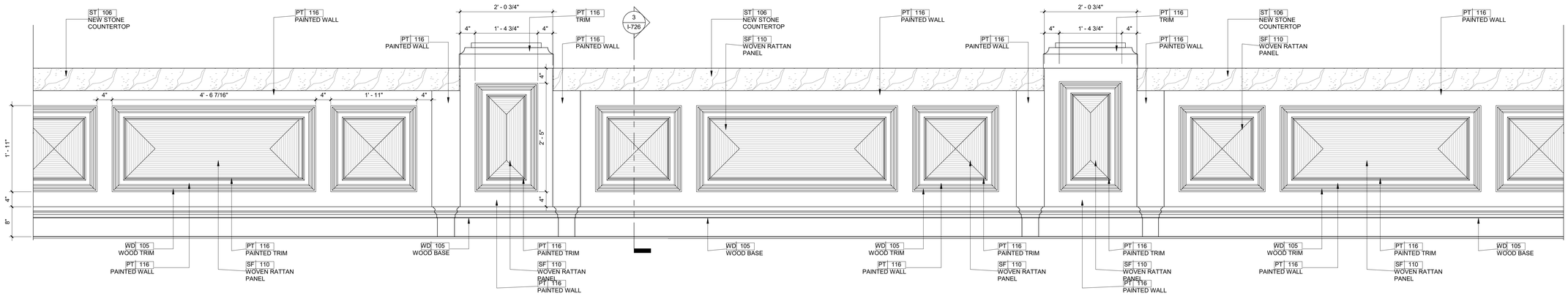

2 TYPICAL CONVENTION CENTER CHECK-IN DESK ELEVATION

1" = 1'-0"

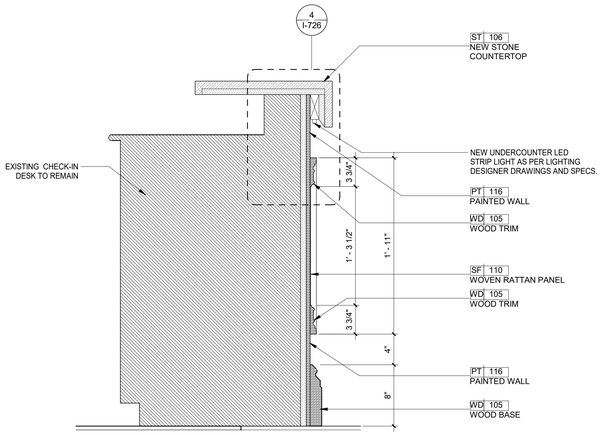

3 TYPICAL CONVENTION CENTER CHECK-IN DESK SECTION

1 1/2" = 1'-0"

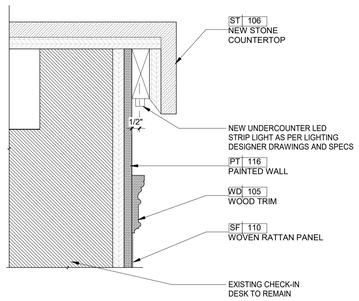

4 CHECK-IN DESK ENLARGED DETAIL

3" = 1'-0"

2/7/2022 11:12:33 AM
The original size of this drawing is 30"x42" Copyright © 2011 WATG. All rights reserved.

Wimberly INTERIORS
a design studio of WATG
strategy planning architecture landscape interiors
new york | NY | 212 274 2626 watg.com

ROYAL BLUE HOSPITALITY, LLC
PO BOX 9832
SAN JUAN, PR 00908
PUERTO RICO

client | consultant

stamp | approval

90% CD SET - MAIN LOBBY WAITING & RETAIL | FEB 04, 2022 |

key plan

no.	date	issue

issues | revisions

EL CONQUISTADOR RESORT
1000 EL CONQUISTADOR AVENUE
FAJARDO, PR 00738-3711
PUERTO RICO

project logo

BUILDING #1 MAIN BUILDING (MB) - CONVENTION CENTER CHECK-IN DESK

sheet title

project no. 195056 date 10/15/21

checked by: Checker
drawn by: Author

B1
component

I-726
sheet no.

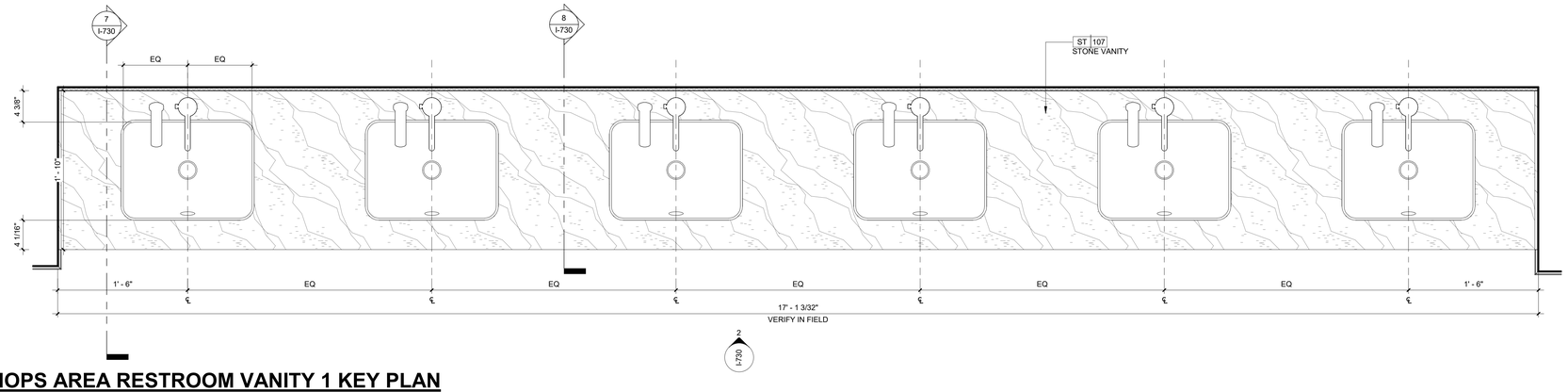

1 SHOPS AREA RESTROOM VANITY 1 KEY PLAN

1 1/2" = 1'-0"

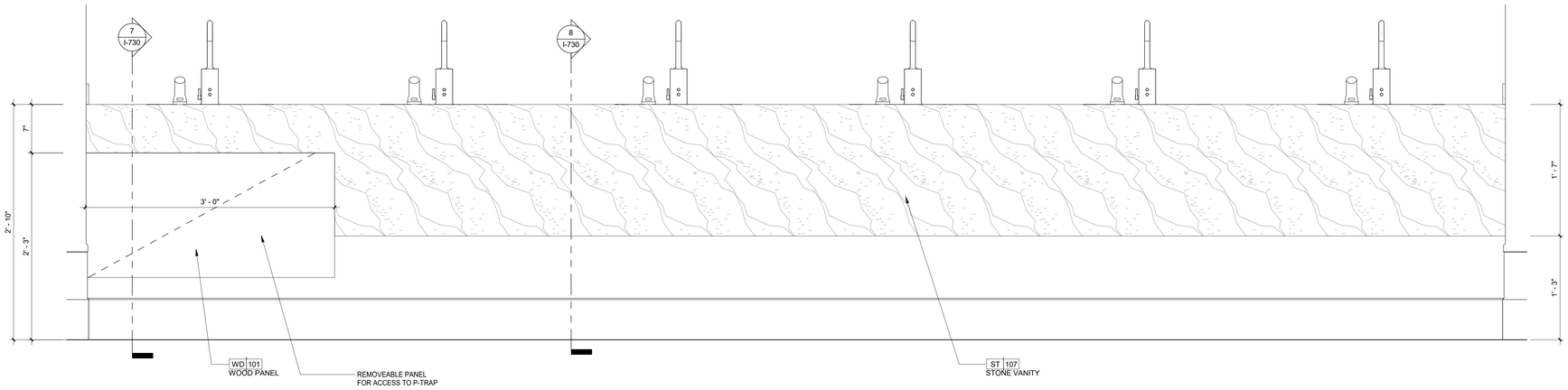

2 SHOPS AREA RESTROOM VANITY 2 ELEVATION

1 1/2" = 1'-0"

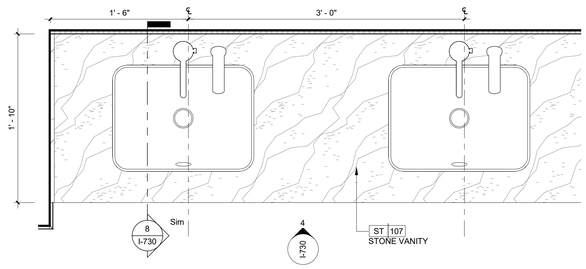

3 SHOPS AREA RESTROOM VANITY 2 KEY PLAN

1 1/2" = 1'-0"

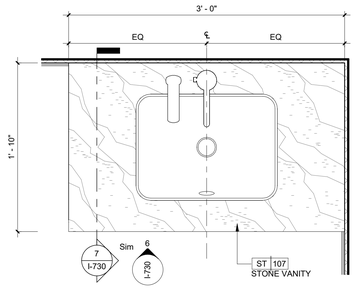

5 SHOPS AREA RESTROOM VANITY 3 KEY PLAN

1 1/2" = 1'-0"

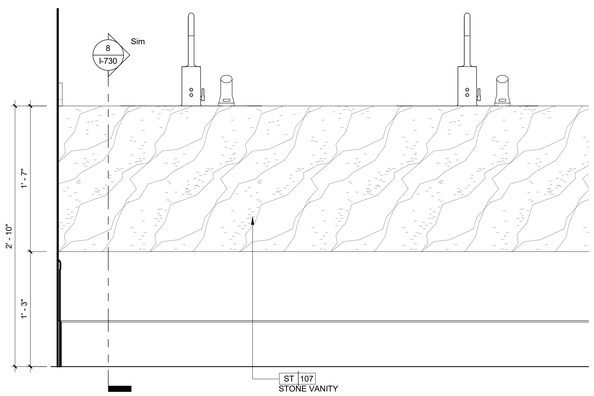

4 SHOPS AREA RESTROOM VANITY 2 ELEVATION

1 1/2" = 1'-0"

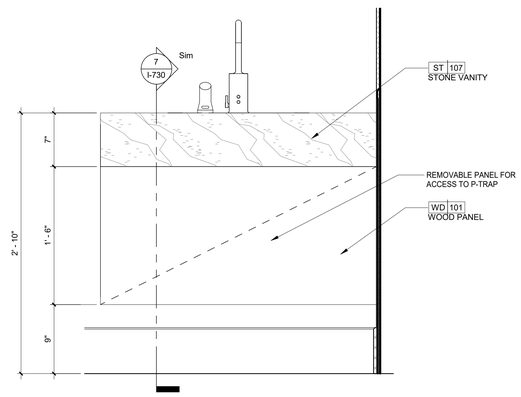

6 SHOPS AREA RESTROOM VANITY 3 ELEVATION

1 1/2" = 1'-0"

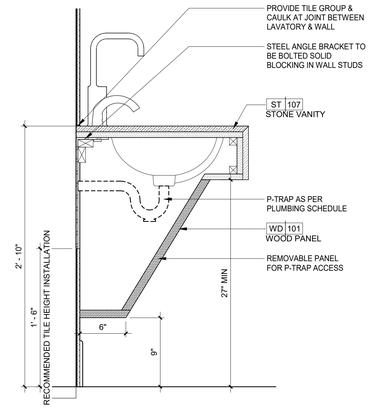

7 TYPICAL ADA VANITY SECTION

1 1/2" = 1'-0"

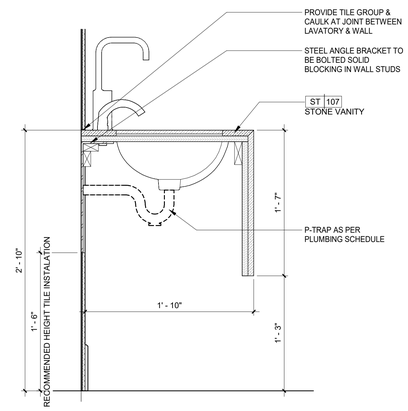

8 TYPICAL VANITY SECTION

1 1/2" = 1'-0"

2/7/2022 11:12:45 AM
The original size of this drawing is 30"x42"
Copyright © 2011 WATG. All rights reserved.

90% CD SET - MAIN LOBBY WAITING & RETAIL | FEB 04, 2022 |

Wimberly INTERIORS
a design studio of WATG
strategy planning architecture landscape interiors
new york | NY | 212 274 2626 watg.com

ROYAL BLUE HOSPITALITY, LLC
PO BOX 9832
SAN JUAN, PR 00908
PUERTO RICO

client | consultant

stamp | approval

key plan

no.	date	issue

issues | revisions

EL CONQUISTADOR RESORT
1000 EL CONQUISTADOR AVENUE
FAJARDO, PR 00738-3711
PUERTO RICO

project logo

BUILDING #1 MAIN
BUILDING (MB) - LOBBY
SHOPS AREA RESTROOM
VANITY DETAILS

sheet title

project no. 195056 date 10/14/21

checked by: Checker
drawn by: Author

B1
component

I-730
sheet no.

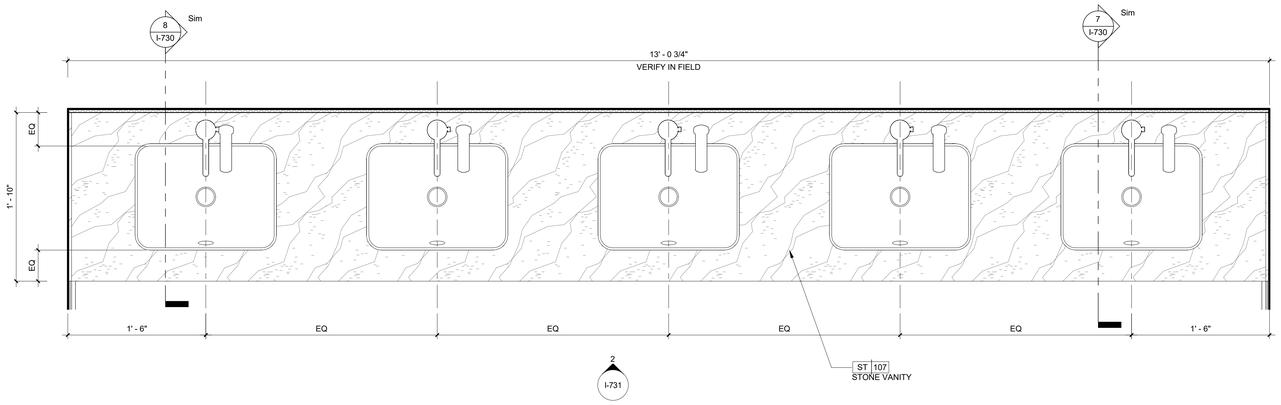

1 MAIN LOBBY RESTROOM VANITY KEY PLAN

1 1/2" = 1'-0"

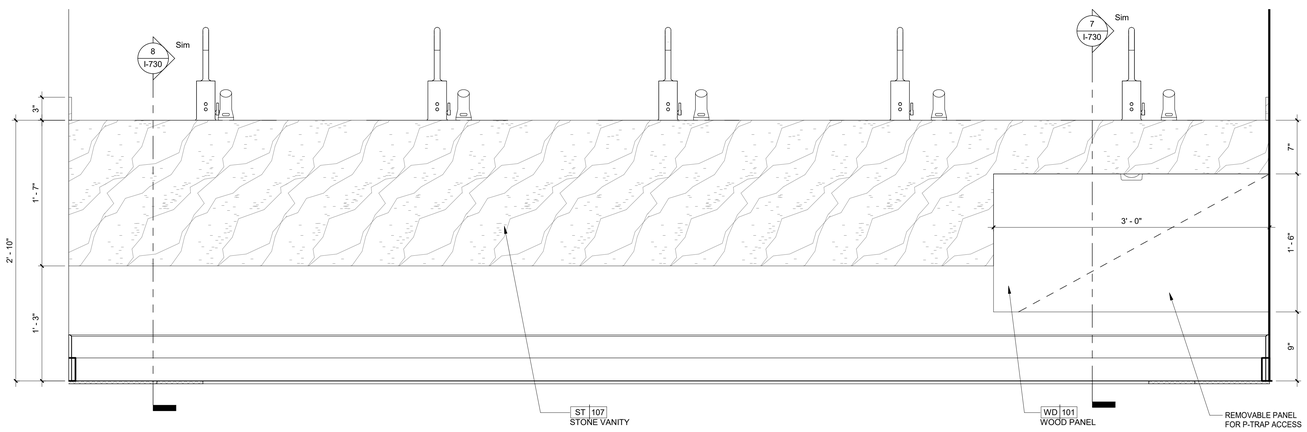

2 MAIN LOBBY RESTROOM VANITY ELEVATION

1 1/2" = 1'-0"

2/7/2022 11:12:49 AM
The original size of this drawing is 30"x42"

Copyright © 2011 WATG. All rights reserved.

90% CD SET - MAIN LOBBY WAITING & RETAIL | FEB 04, 2022 |

Wimberly INTERIORS
a design studio of WATG
strategy planning architecture landscape interiors
new york | NY | 212 274 2626 watg.com

ROYAL BLUE HOSPITALITY, LLC
PO BOX 9832
SAN JUAN, PR 00908
PUERTO RICO

client | consultant

stamp | approval

key plan

no. date issue
issues | revisions

EL CONQUISTADOR RESORT
1000 EL CONQUISTADOR AVENUE
FAJARDO, PR 00738-3711
PUERTO RICO

project logo

BUILDING #1 MAIN BUILDING (MB) - MAIN LOBBY RESTROOM VANITY DETAILS
sheet title

project no. 195056 date 10/14/21

checked by: Checker
drawn by: Author

B1
component

I-731
sheet no.

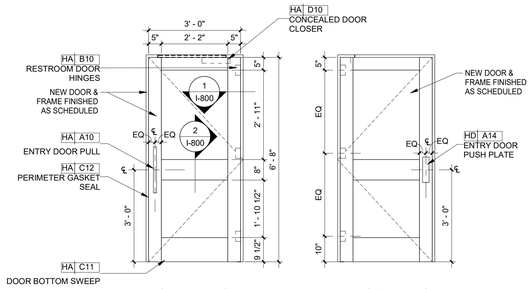

FRONT ELEVATION **BACK ELEVATION**

LOCATION	MAIN POOL RESTROOMS
DESCRIPTION	ENTRY DOOR
DOOR TAG	D100
SIZE	AS PER ARCH. DRAWINGS (3-0" W x 6'-8" H PREFERRED)
HARDWARE	
HARDWARE SET	FINISH
HA A10 ENTRY DOOR PULL	US10BE DARK OXIDIZED SATIN BRONZE
HA A14 DOOR PUSH PLATE	US10BE DARK OXIDIZED SATIN BRONZE
HA B10 HINGES	AGED BRONZE
HA C10 DOOR STOP	US10BE DARK OXIDIZED SATIN BRONZE
HA C11 DOOR BOTTOM SWEEEP	D - DARK BRONZE ANODIZED ALUMNUM WITH BLACK SOFT BRUSH INSERT
HA C12 PERIMETER GASKET SEAL	D - DARK BROWN SILICONE
HA D10 CONCEALED DOOR CLOSER	

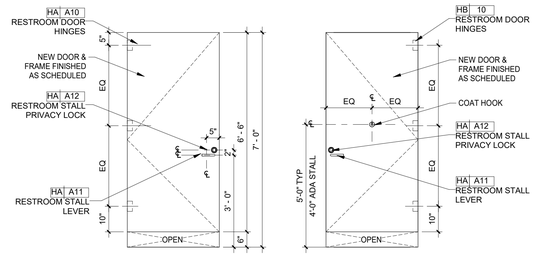

FRONT ELEVATION **BACK ELEVATION**

LOCATION	MAIN POOL RESTROOMS
DESCRIPTION	STALL DOOR
DOOR TAG	D101
SIZE	AS PER ARCH. DRAWINGS (3-0" W x 6'-6" H PREFERRED)
HARDWARE	
HARDWARE SET	FINISH
HA A11 DOOR LEVER	OIL RUBBED BRONZE
HA 12 PRIVACY LOCK	613 OIL RUBBED BRONZE
HA B10 HINGES	AGED BRONZE
HA C10 DOOR STOP	US10BE DARK OXIDIZED SATIN BRONZE

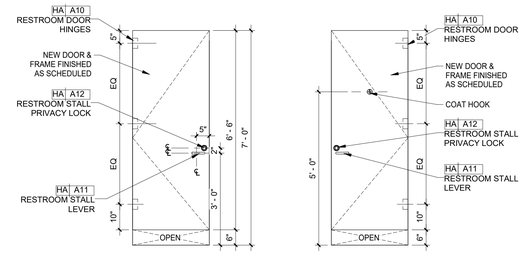

FRONT ELEVATION **BACK ELEVATION**

LOCATION	MAIN POOL RESTROOMS
DESCRIPTION	STALL DOOR
DOOR TAG	D102
SIZE	AS PER ARCH. DRAWINGS (2'-6" W x 6'-6" H PREFERRED)
HARDWARE	
HARDWARE SET	FINISH
HA A11 DOOR LEVER	OIL RUBBED BRONZE
HA 12 PRIVACY LOCK	613 OIL RUBBED BRONZE
HA B10 HINGES	AGED BRONZE
HA C10 DOOR STOP	US10BE DARK OXIDIZED SATIN BRONZE

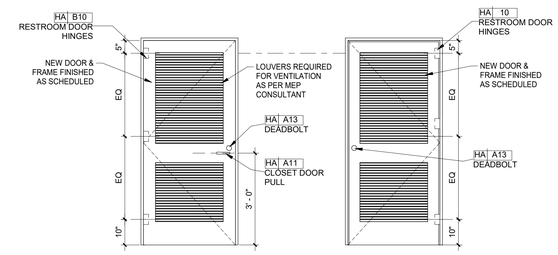

FRONT ELEVATION **BACK ELEVATION**

LOCATION	MAIN POOL RESTROOMS
DESCRIPTION	JAN CLOSET & MECH ROOM
DOOR TAG	D103
SIZE	AS PER ARCH. DRAWINGS (2'-6" W x 6'-6" H PREFERRED)
HARDWARE	
HARDWARE SET	FINISH
HA A11 DOOR LEVER	OIL RUBBED BRONZE
HA A13 DEADBOLT	OIL RUBBED BRONZE
HA B10 HINGES	AGED BRONZE
HA C10 DOOR STOP	US10BE DARK OXIDIZED SATIN BRONZE

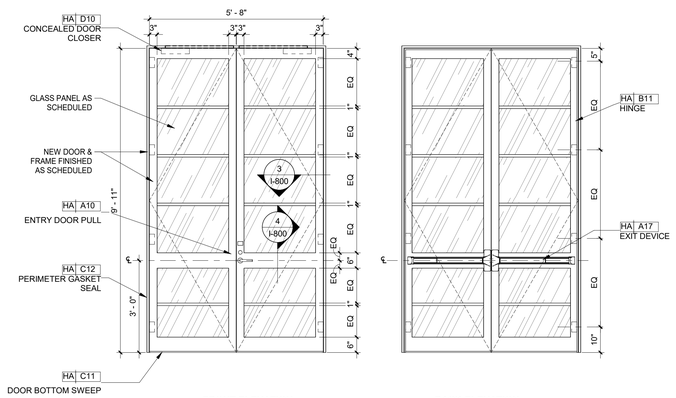

FRONT ELEVATION **BACK ELEVATION**

LOCATION	GRAND CARIBBEAN BALLROOM
DESCRIPTION	ENTRY DOOR
DOOR TAG	D104
SIZE	AS PER ARCH. DRAWINGS (5-8" W x 11'-2 1/2" H PREFERRED)
HARDWARE	
HARDWARE SET	FINISH
HA A16 ENTRY DOOR PULL	US10B SATIN OXIDIZED BRONZE, OIL RUBBED
HA A17 EXIT DEVICE	BLACK ANODIZED BRONZE
HA B11 HINGES	AGED BRONZE
HA C10 DOOR STOP	US10BE DARK OXIDIZED SATIN BRONZE
HA C11 DOOR BOTTOM SWEEEP	D - DARK BRONZE ANODIZED ALUMNUM WITH BLACK SOFT BRUSH INSERT
HA C12 PERIMETER GASKET SEAL	D - DARK BROWN SILICONE
HA D10 CONCEALED DOOR CLOSER	

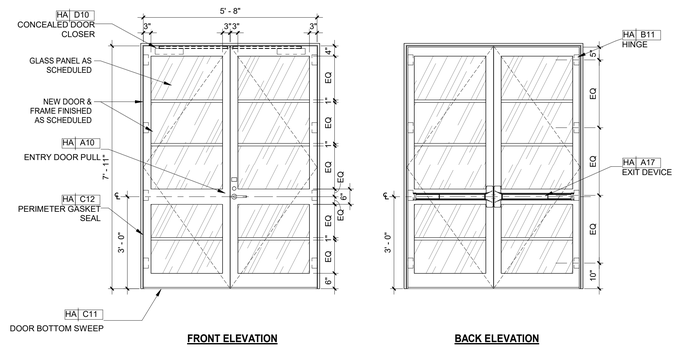

FRONT ELEVATION **BACK ELEVATION**

LOCATION	GRAND CARIBBEAN BALLROOM
DESCRIPTION	ENTRY DOOR
DOOR TAG	D105
SIZE	AS PER ARCH. DRAWINGS (5-8" W x 7'11" H PREFERRED)
HARDWARE	
HARDWARE SET	FINISH
HA A16 ENTRY DOOR PULL	US10B SATIN OXIDIZED BRONZE, OIL RUBBED
HA A17 EXIT DEVICE	BLACK ANODIZED BRONZE
HA B11 HINGES	AGED BRONZE
HA C10 DOOR STOP	US10BE DARK OXIDIZED SATIN BRONZE
HA C11 DOOR BOTTOM SWEEEP	D - DARK BRONZE ANODIZED ALUMNUM WITH BLACK SOFT BRUSH INSERT
HA C12 PERIMETER GASKET SEAL	D - DARK BROWN SILICONE
HA D10 CONCEALED DOOR CLOSER	

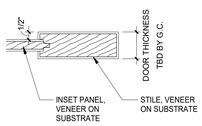

1 RESTROOM ENTRY DOOR DETAIL
3" = 1'-0"

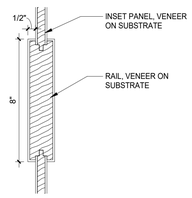

2 RESTROOM ENTRY DOOR DETAIL
3" = 1'-0"

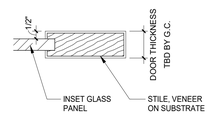

3 CARIBBEAN BALLROOM ENTRY DOOR DETAIL
3" = 1'-0"

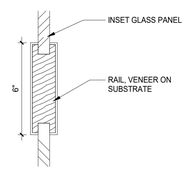

4 CARIBBEAN BALLROOM ENTRY DOOR DETAIL
3" = 1'-0"

NOTE: EXISTING ENTRY DOORS TO BE REUSED. REFURBISH DAMAGED DOORS OR PROVIDE A NEW DOOR TO MATCH EXISTING DOOR STYLE IF EXISTING DOOR IS BEYOND REPAIR

Copyright © 2011 WATG. All rights reserved.

2/7/2022 11:12:53 AM
The original size of this drawing is 30"x42"

Wimberly INTERIORS

strategy planning architecture landscape interiors

new york | NY | 212 274 2626 watg.com

client | consultant

stamp | approval

key plan

90% CD SET - MAIN LOBBY WAITING & RETAIL | FEB 04, 2022 |

no.	date	issue
2	01/07/2022	90% CD SET - CONVENTION CENTER GRAND CARIBBEAN WING
1	05/11/2021	MAIN BUILDING REVISED

issues | revisions

project logo

BUILDING #1 MAIN BUILDING (MB) - DOOR STYLES

sheet title

project no. 195056 date 03/18/19

checked by: Checker
drawn by: Author

B1
component

I-800
sheet no.

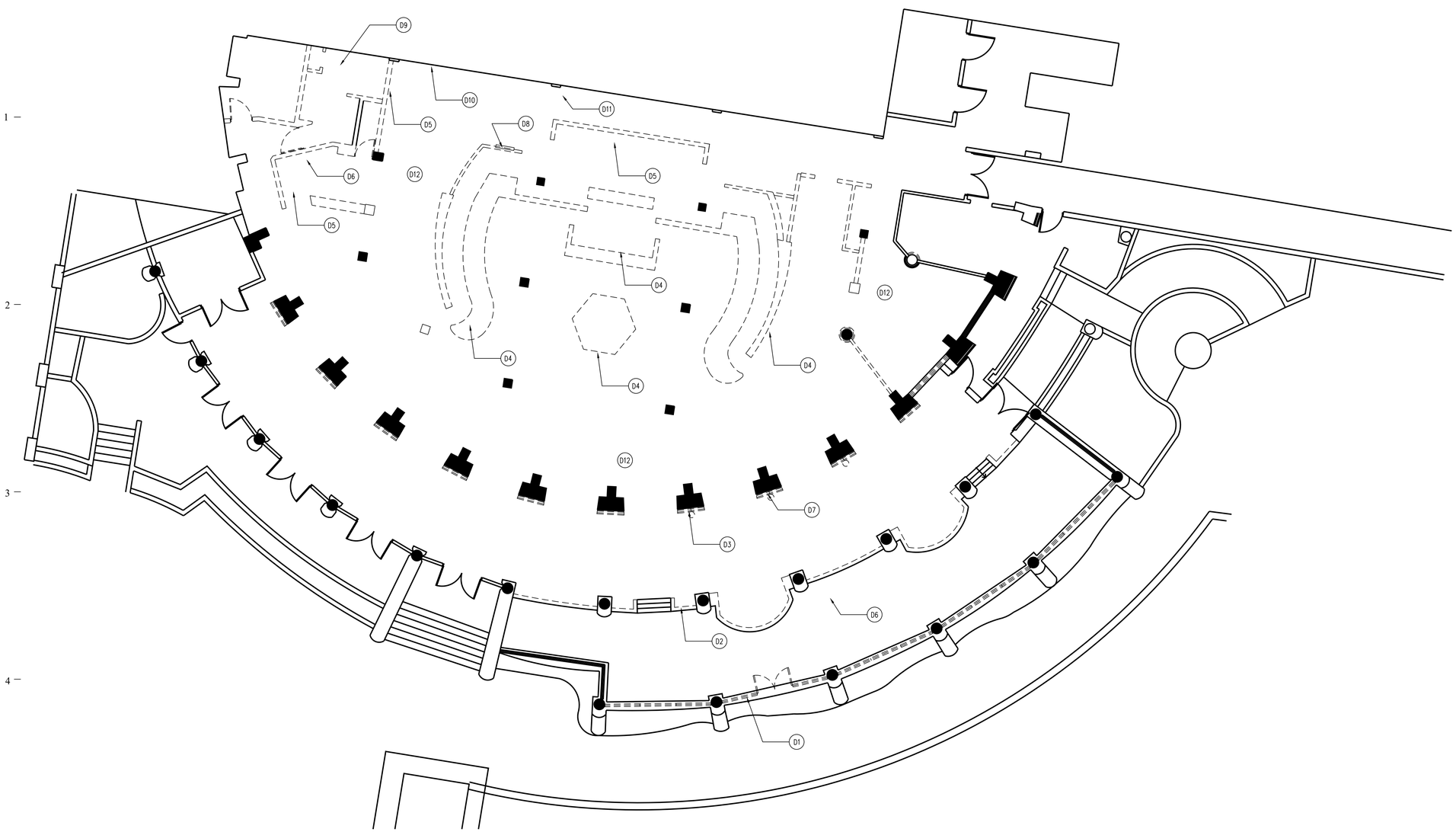

5A DEMOLITION PLAN

SCALE: 1/8"=1'-0"

RCP KEYNOTES:			
D1	DEMOLISHED ALL WINDOWS	D10	DEMOLISHED ALL WALL TILE
D2	DEMOLISH LOW CONCRETE WALL	D11	DEMOLISH ALL CEILING GRID AND LIGHT FIXTURES
D3	DEMOLISHED CONCRETE BASE AND WAINSCOT	D12	REMOVED ALL NON-USED CONDUITS
D4	DEMOLISHED ALL BUFFET MILWORK		
D5	REMOVED ALL KITCHEN EQUIPMENT AND RETURN TO OWNER		
D6	REMOVED ALL CEILING LIGHTS		
D7	REMOVED ALL WALL SCONCES		
D8	REMOVED ELECTRICAL BOX AND ALL CONDUITS		
D9	REMOVED ALL PLUMBING FIXTURES		

PROGRESS SET

SYMBOLS LEGEND:

- SUITE / X02 — ROOM NAME / ROOM NUMBER
- 1 — WALL TYPE
- 2 / 2 — DOOR NUMBER / HARDWARE NUMBER
- PT-2 — FINISH TAG
- 10-AC-100 — FURNITURE/FIXTURE TAG
- 1A / A4.1 — DETAIL/ENLARGED PLAN NUMBER / SHEET NUMBER
- 1A / A4.1 — SECTION NUMBER / SHEET NUMBER
- 6A / A-4.5 — INTERIOR ELEVATION NUMBER / SHEET NUMBER
- D1 — DEMOLITION TAG, ITEM TO BE DEMOLISHED
- C1 — CONSTRUCTION TAG, ITEM TO BE CONSTRUCTED
- R — REFELECTED CEILING PLAN, ITEMS TO BE CONSTRUCTED

GRAPHIC LEGEND:

- AREA NOT IN CONTRACT (N.I.C.)
- EXISTING STRUCT. COL TO REMAIN
- EXISTING PARTITION TO REMAIN
- EXISTING PARTITION TO BE DEMOLISHED
- NEW PARTITION - SEE TYPES FOR DETAILS

EL CONQUISTADOR

BRISAS RESTAURANT
1000 Avenida El Conquistador
Fajardo, 00738, Puerto Rico

State of Florida Architect of Record
Malcolm Berg, AIA
License No. AR94424

Seal

EoA
ARCHITECTURE | INTERIORS | BRANDING | MASTER PLANNING | LANDSCAPE
1929 PONCE DE LEON BLVD. CORAL GABLES, FL 33134 | 305.444.0999

©EoA, Inc. 2021

No.	Issue	Date

Drawn by	Reviewed by
ARN	ARN

DEMOLITION PLAN

ID-1.01

Project No. RCSJ

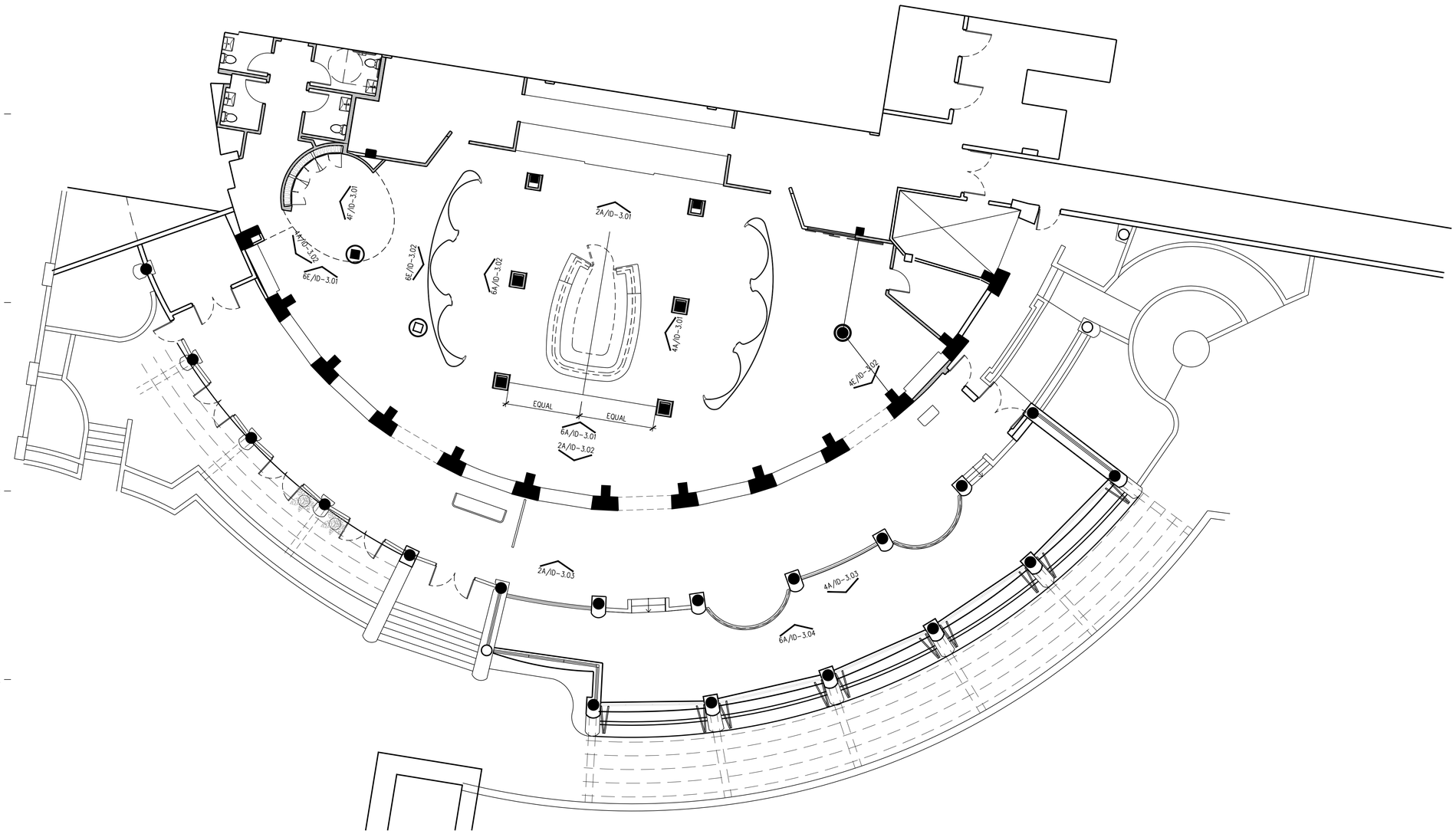

5A CONSTRUCTION PLAN

SCALE: 1/8"=1'-0"

SYMBOLS LEGEND:

SUITE X02	ROOM NAME / ROOM NUMBER
1	WALL TYPE
2 / 2	DOOR NUMBER / HARDWARE NUMBER
PT-2	FINISH TAG
10-AC-100	FURNITURE/FIXTURE TAG
1A / A4.1	DETAIL/ENLARGED PLAN NUMBER / SHEET NUMBER
1A / A4.1	SECTION NUMBER / SHEET NUMBER
6A/A-3.4	INTERIOR ELEVATION NUMBER / SHEET NUMBER
D1	DEMOLITION TAG ITEM TO BE DEMOLISHED
C1	CONSTRUCTION TAG ITEM TO BE CONSTRUCTED
R	REFELECTED CEILING PLAN ITEMS TO BE CONSTRUCTED

GRAPHIC LEGEND:

- AREA NOT IN CONTRACT (N.I.C.)
- EXISTING STRUCT. COL TO REMAIN
- EXISTING PARTITION TO REMAIN
- EXISTING PARTITION TO BE DEMOLISHED
- NEW PARTITION - SEE TYPES FOR DETAILS

EL CONQUISTADOR

BRISAS RESTAURANT
1000 Avenida El Conquistador
Fajardo, 00738, Puerto Rico

State of Florida Architect of Record
Malcolm Berg, AIA
License No. AR94424

Seal

EoA
ARCHITECTURE | INTERIORS | BRANDING | MASTER PLANNING | LANDSCAPE
1929 PONCE DE LEON BLVD. CORAL GABLES, FL 33134 | 305.444.0990

©EoA, Inc. 2021

No.	Issue	Date
△		
△		
△		
△		
△		
△		
△		
△		

Drawn by	Reviewed by
ARN	ARN

CONSTRUCTION PLAN

ID-1.10

Project No. RCSJ

PROGRESS SET

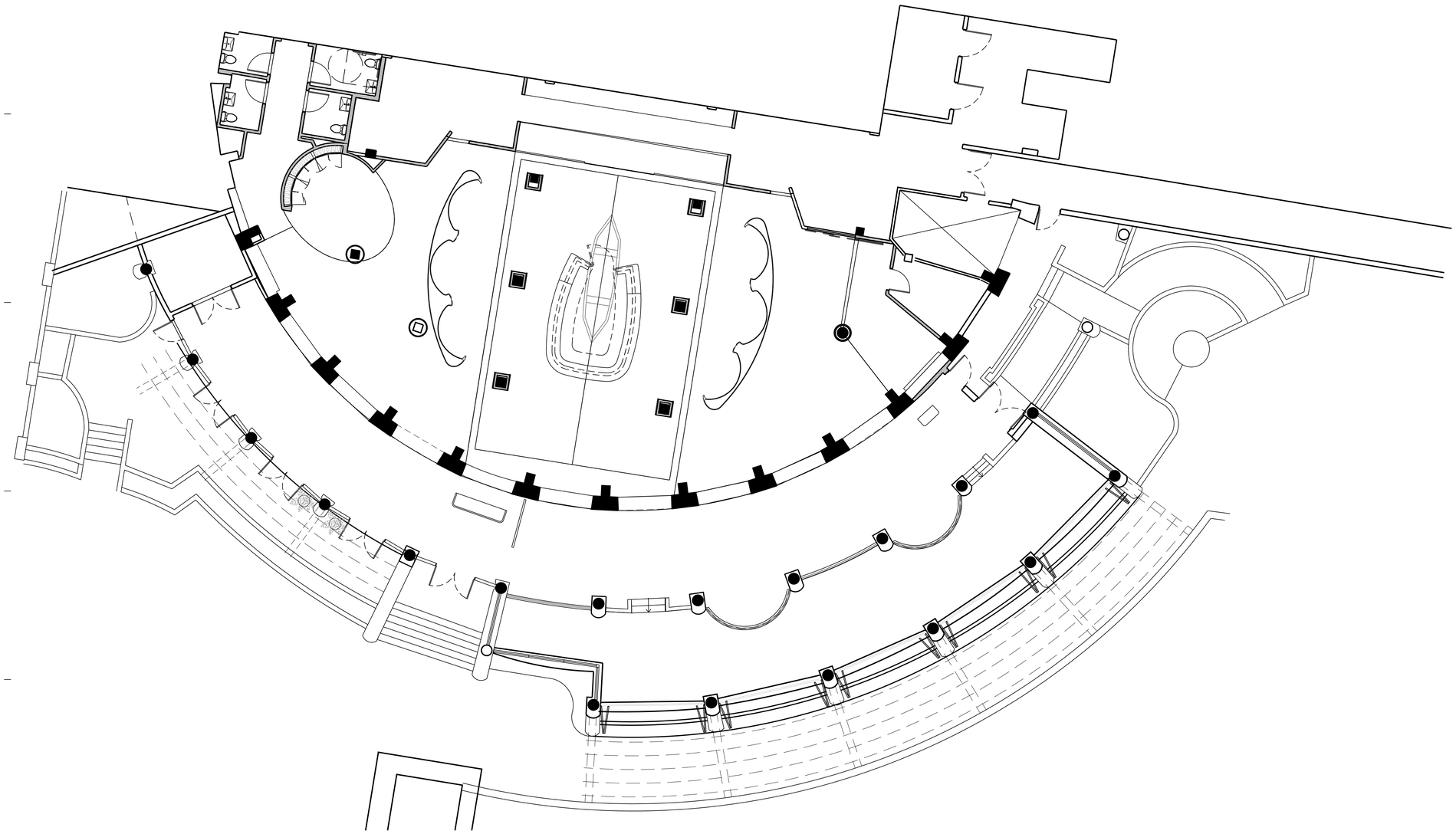

5A REFLECTED CEILING PLAN

SCALE: 1/8"=1'-0"

SYMBOLS LEGEND:

- SUITE — ROOM NAME
- X02 — ROOM NUMBER
- 1 — WALL TYPE
- 2 / 2 — DOOR NUMBER / HARDWARE NUMBER
- PT-2 — FINISH TAG
- 10-AC-100 — FURNITURE/FIXTURE TAG
- 1A / A4.1 — DETAIL/ENLARGED PLAN NUMBER / SHEET NUMBER
- 1A / A4.1 — SECTION NUMBER / SHEET NUMBER
- 1A / A4.1 — INTERIOR ELEVATION NUMBER / SHEET NUMBER
- D1 — DEMOLITION TAG: ITEM TO BE DEMOLISHED
- C1 — CONSTRUCTION TAG: ITEM TO BE CONSTRUCTED
- R — REFELECTED CEILING PLAN: ITEMS TO BE CONSTRUCTED

GRAPHIC LEGEND:

- AREA NOT IN CONTRACT (N.I.C.)
- EXISTING STRUCT. COL TO REMAIN
- EXISTING PARTITION TO REMAIN
- EXISTING PARTITION TO BE DEMOLISHED
- NEW PARTITION - SEE TYPES FOR DETAILS

EL CONQUISTADOR

BRISAS RESTAURANT

1000 Avenida El Conquistador

Fajardo, 00738, Puerto Rico

State of Florida Architect of Record
Malcolm Berg, AIA
License No. AR94424

Seal

EoA

ARCHITECTURE | INTERIORS | BRANDING | MASTER PLANNING | LANDSCAPE

1929 PONCE DE LEON BLVD. CORAL GABLES, FL 33134 | 305.444.0999

©EoA, Inc. 2021

No.	Issue	Date

Drawn by	Reviewed by
ARN	ARN

REFLECTED CEILING PLAN

ID-1.20

Project No. RCSJ

PROGRESS SET

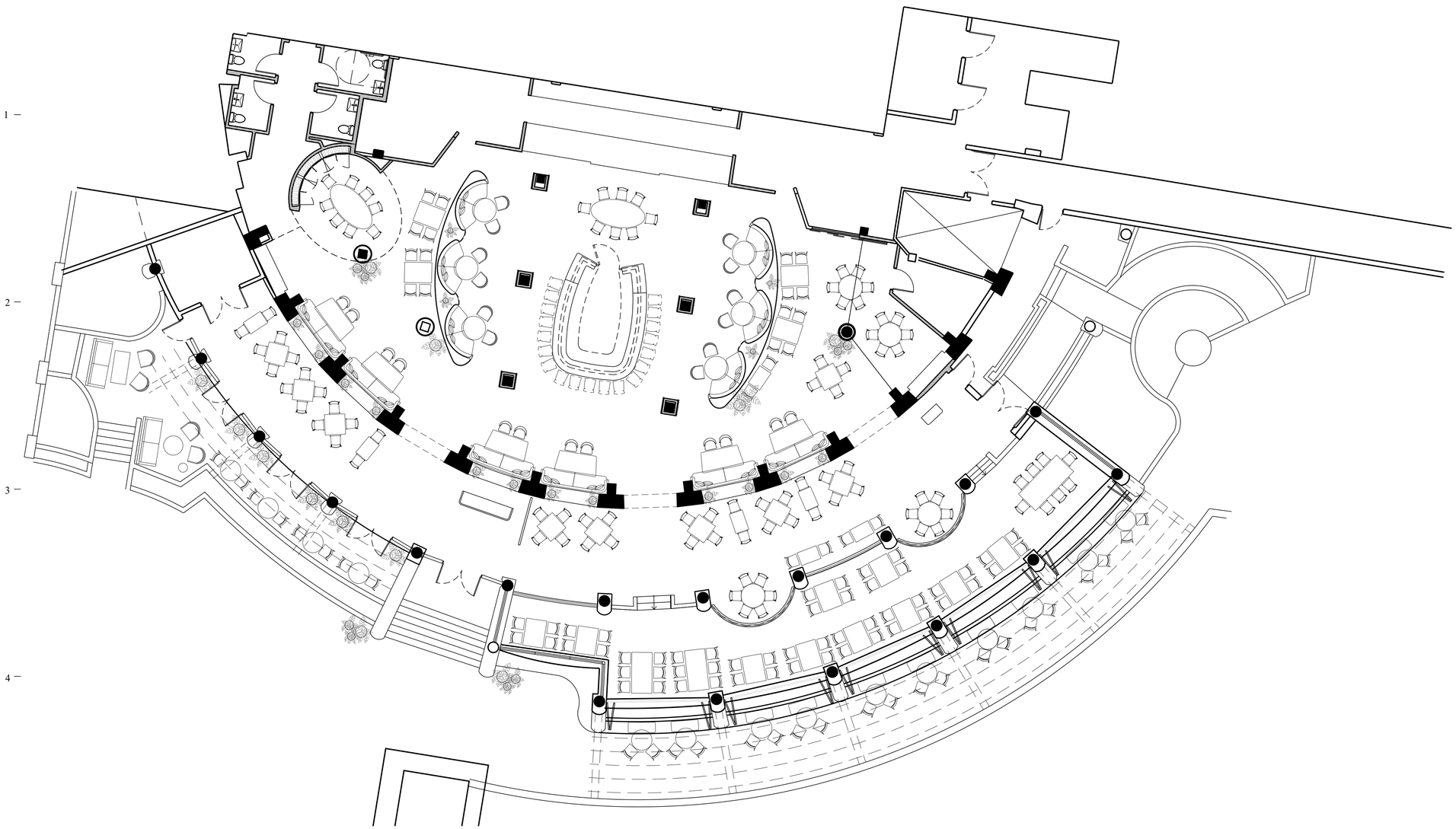

5A FURNITURE FLOOR PLAN

SCALE: 1/8"=1'-0"

SYMBOLS LEGEND:

- SUITE / X02 — ROOM NAME / ROOM NUMBER
- 1 — WALL TYPE
- 2 / 2 — DOOR NUMBER / HARDWARE NUMBER
- PT-2 — FINISH TAG
- 10-AC-100 — FURNITURE/FIXTURE TAG
- 1A / A4.1 — DETAIL/ENLARGED PLAN NUMBER / SHEET NUMBER
- 1A / A4.1 — SECTION NUMBER / SHEET NUMBER
- 1A / A4.1 — INTERIOR ELEVATION NUMBER / SHEET NUMBER
- D1 — DEMOLITION TAG / ITEM TO BE DEMOLISHED
- C1 — CONSTRUCTION TAG / ITEM TO BE CONSTRUCTED
- R — REFELECTED CEILING PLAN / ITEMS TO BE CONSTRUCTED

GRAPHIC LEGEND:

- AREA NOT IN CONTRACT (N.I.C.)
- EXISTING STRUCT. COL TO REMAIN
- EXISTING PARTITION TO REMAIN
- EXISTING PARTITION TO BE DEMOLISHED
- NEW PARTITION - SEE TYPES FOR DETAILS

EL CONQUISTADOR

BRISAS RESTAURANT

1000 Avenida El Conquistador

Fajardo, 00738, Puerto Rico

State of Florida Architect of Record
Malcolm Berg, AIA
License No. AR94424

Seal

EoA

ARCHITECTURE | INTERIORS | BRANDING | MASTER PLANNING | LANDSCAPE

1929 PONCE DE LEON BLVD. CORAL GABLES, FL 33134 | 305.444.0999

©EoA, Inc. 2021

No.	Issue	Date

Drawn by	Reviewed by
ARN	ARN

FURNITURE FLOOR PLAN

ID-1.40

Project No. RCSJ

PROGRESS SET

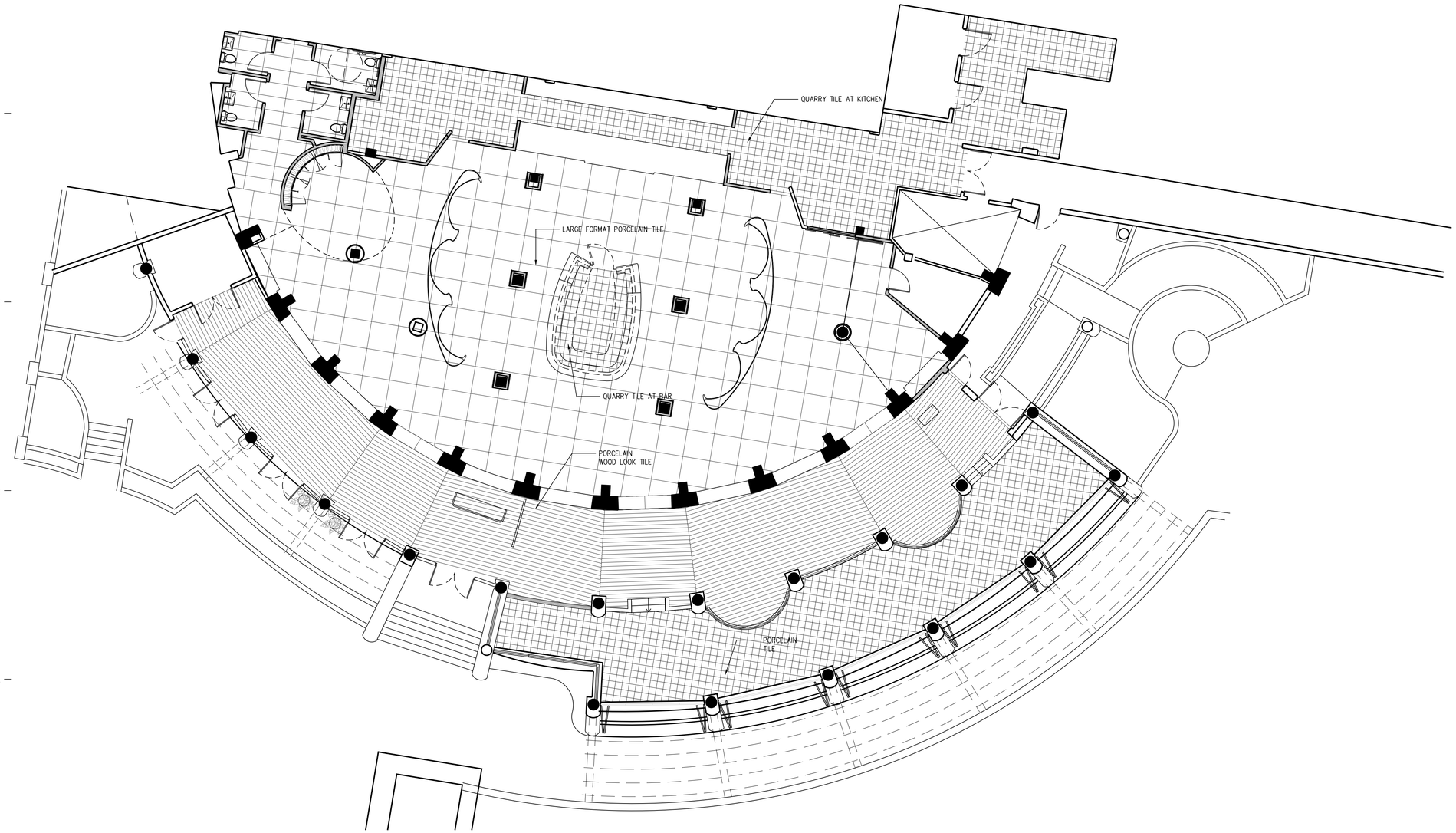

5A REFLECTED CEILING PLAN

SCALE: 1/8"=1'-0"

SYMBOLS LEGEND:

SUITE X02	ROOM NAME / ROOM NUMBER
1	WALL TYPE
2 / 2	DOOR NUMBER / HARDWARE NUMBER
PT-2	FINISH TAG
10-AC-100	FURNITURE/FIXTURE TAG
1A / A4.1	DETAIL/ENLARGED PLAN NUMBER / SHEET NUMBER
1A / A4.1	SECTION NUMBER / SHEET NUMBER
6A/A-3.4	INTERIOR ELEVATION NUMBER / SHEET NUMBER
D1	DEMOLITION TAG ITEM TO BE DEMOLISHED
C1	CONSTRUCTION TAG ITEM TO BE CONSTRUCTED
R	REFELECTED CEILING PLAN ITEMS TO BE CONSTRUCTED

GRAPHIC LEGEND:

- AREA NOT IN CONTRACT (N.I.C.)
- EXISTING STRUCT. COL TO REMAIN
- EXISTING PARTITION TO REMAIN
- EXISTING PARTITION TO BE DEMOLISHED
- NEW PARTITION - SEE TYPES FOR DETAILS

EL CONQUISTADOR

BRISAS RESTAURANT
1000 Avenida El Conquistador
Fajardo, 00738, Puerto Rico

State of Florida Architect of Record
Malcolm Berg, AIA
License No. AR94424

Seal

EoA
ARCHITECTURE | INTERIORS | BRANDING | MASTER PLANNING | LANDSCAPE
1929 PONCE DE LEON BLVD. CORAL GABLES, FL 33134 | 305.444.0999

©EoA, Inc. 2021

No.	Issue	Date
△		
△		
△		
△		
△		
△		
△		
△		

Drawn by	Reviewed by
ARN	ARN

FINISHED FLOOR PLAN

ID-1.50

Project No. RCSJ

PROGRESS SET

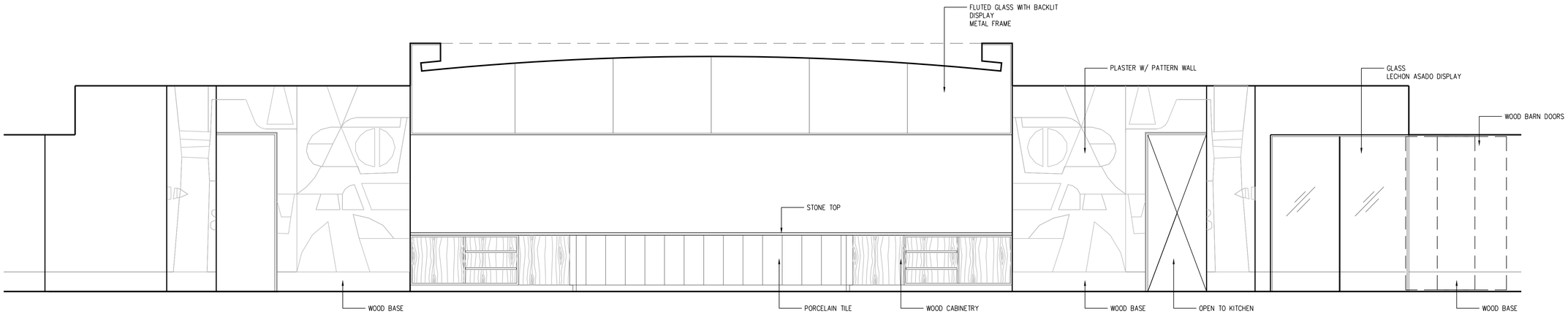

2A INTERIOR ELEVATION

SCALE: 3/8"=1'-0"

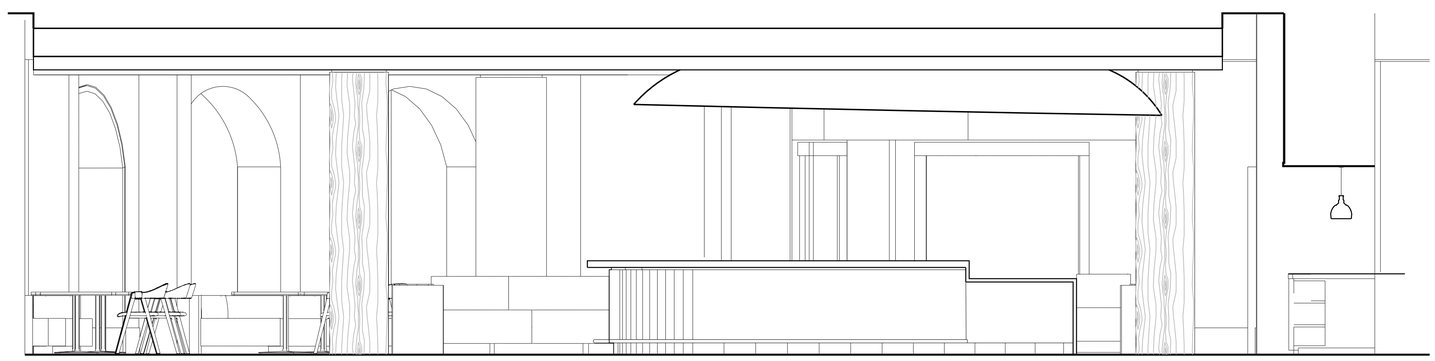

4A INTERIOR ELEVATION

SCALE: 3/8"=1'-0"

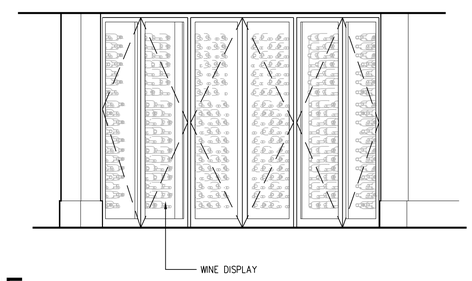

4F INTERIOR ELEVATION

SCALE: 3/8"=1'-0"

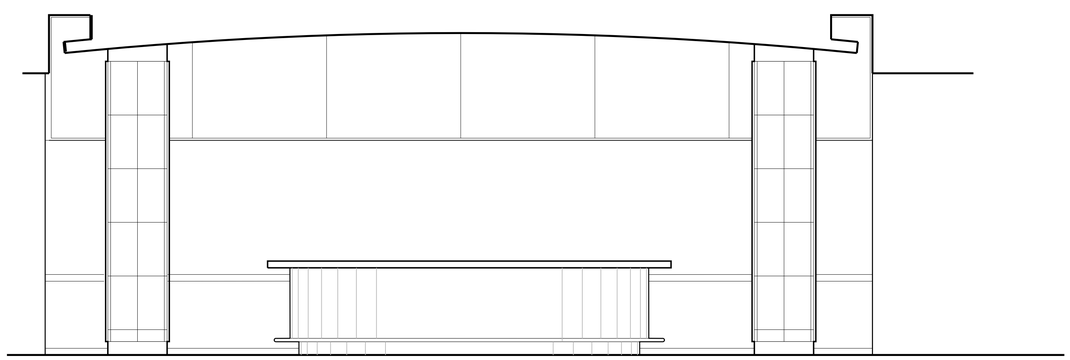

6A INTERIOR ELEVATION

SCALE: 3/8"=1'-0"

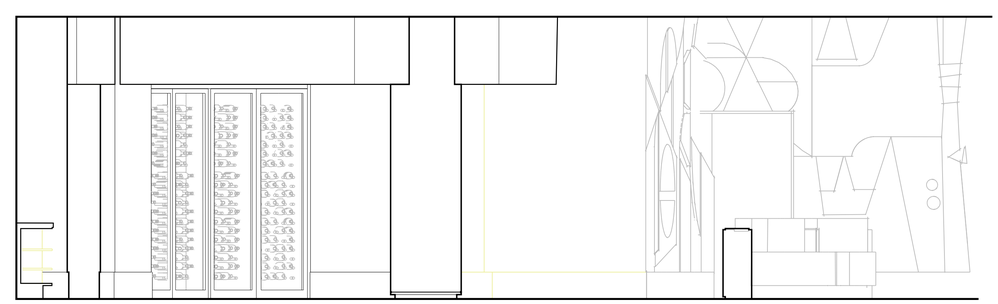

6E INTERIOR ELEVATION

SCALE: 3/8"=1'-0"

PROGRESS SET

EL CONQUISTADOR

BRISAS RESTAURANT

1000 Avenida El Conquistador

Fajardo, 00738, Puerto Rico

State of Florida Architect of Record
Malcolm Berg, AIA
License No. AR94424

Seal

EoA

ARCHITECTURE | INTERIORS | BRANDING | MASTER PLANNING | LANDSCAPE

1929 PONCE DE LEON BLVD. CORAL GABLES, FL 33134 | 305.444.0999

©EoA, Inc. 2021

No.	Issue	Date

Drawn by	Reviewed by
EoA	EoA

INTERIOR ELEVATION

ID-3.01

Project No. RCSJ

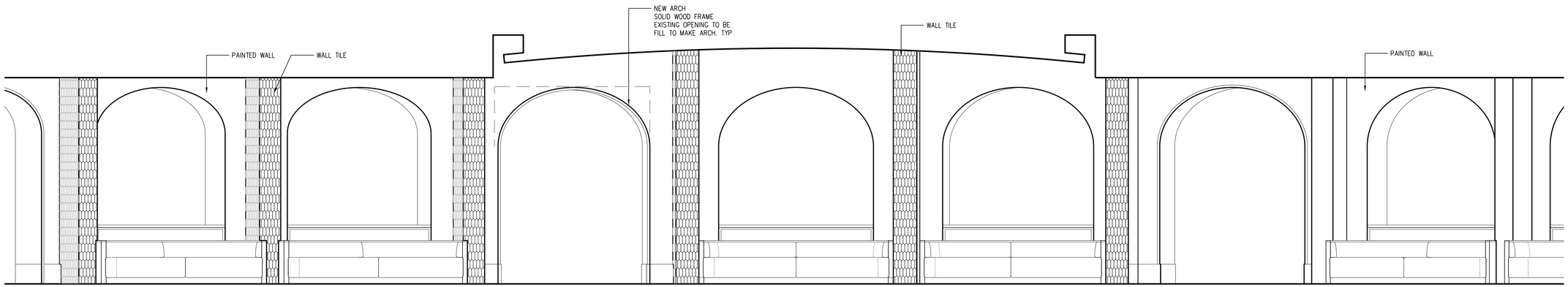

2A INTERIOR ELEVATION

SCALE: 3/8"=1'-0"

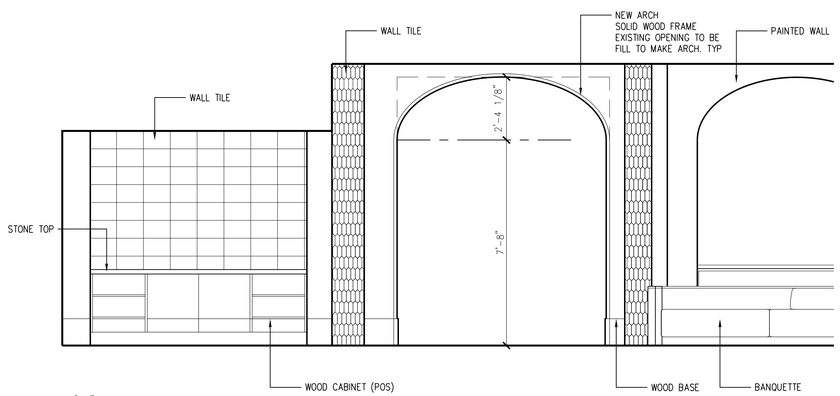

4A INTERIOR ELEVATION

SCALE: 3/8"=1'-0"

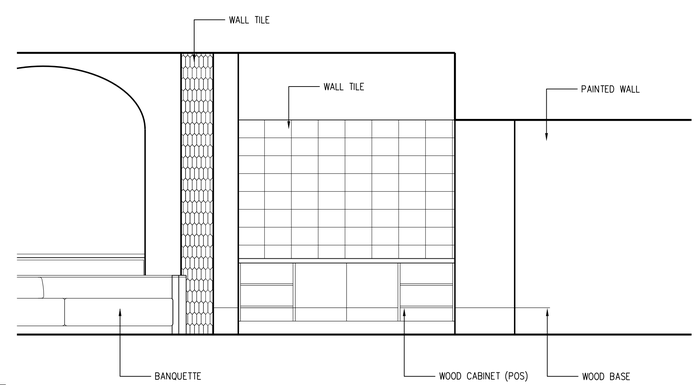

4E INTERIOR ELEVATION

SCALE: 3/8"=1'-0"

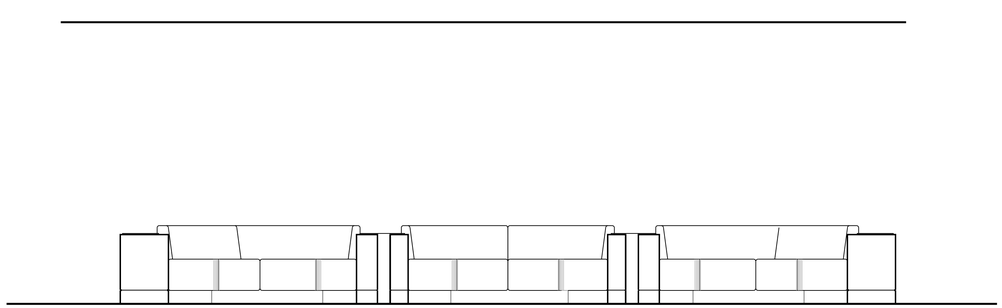

6A INTERIOR ELEVATION

SCALE: 3/8"=1'-0"

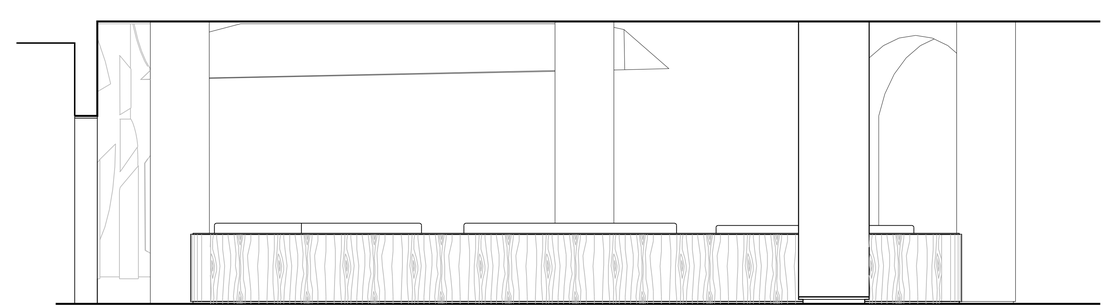

6E INTERIOR ELEVATION

SCALE: 3/8"=1'-0"

PROGRESS SET

EL CONQUISTADOR

BRISAS RESTAURANT

1000 Avenida El Conquistador

Fajardo, 00738, Puerto Rico

State of Florida Architect of Record
Malcolm Berg, AIA
License No. AR94424

Seal

EoA

ARCHITECTURE | INTERIORS | BRANDING | MASTER PLANNING | LANDSCAPE

1629 PONCE DE LEON BLVD. CORAL GABLES, FL 33134 | 305.444.0999

©EoA, Inc. 2021

No.	Issue	Date

Drawn by	Reviewed by
EoA	EoA

INTERIOR ELEVATION

ID-3.02

Project No. RCSJ

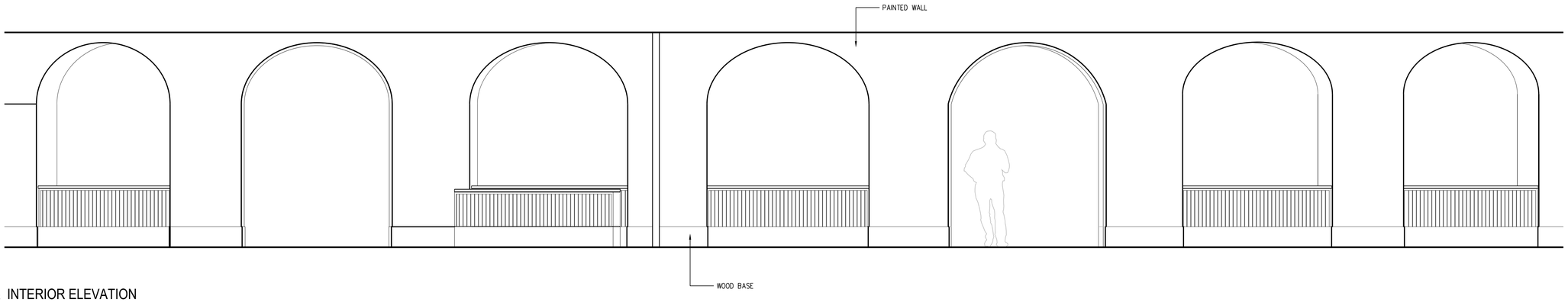

2A INTERIOR ELEVATION

SCALE: 3/8"=1'-0"

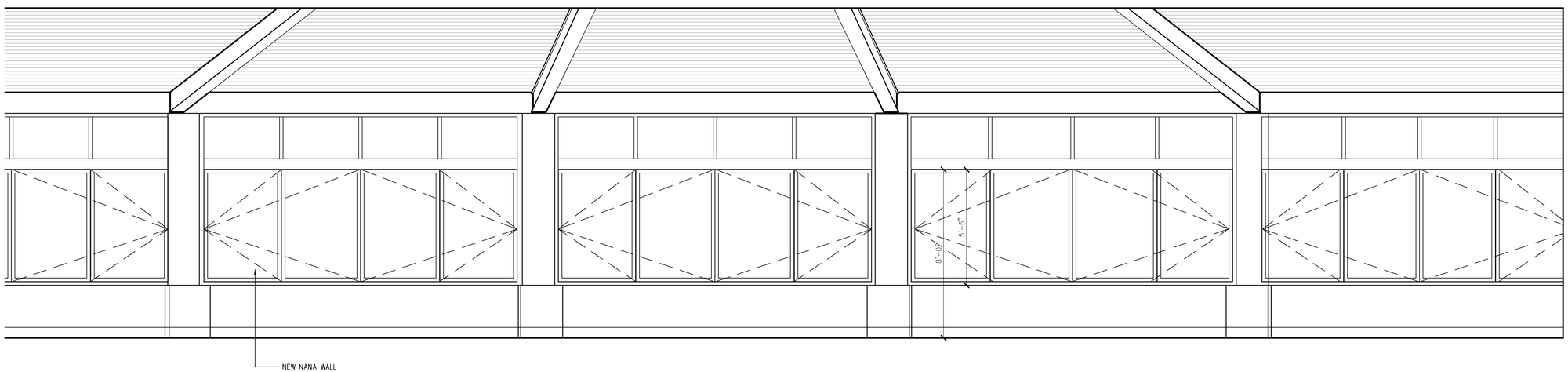

4A INTERIOR ELEVATION

SCALE: 3/8"=1'-0"

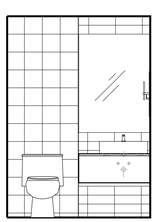

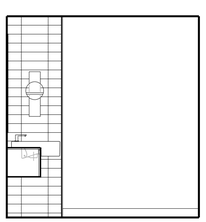

PROGRESS SET

EL CONQUISTADOR

BRISAS RESTAURANT

1000 Avenida El Conquistador

Fajardo, 00738, Puerto Rico

State of Florida Architect of Record
Malcolm Berg, AIA
License No. AR94424

Seal

EoA

ARCHITECTURE | INTERIORS | BRANDING | MASTER PLANNING | LANDSCAPE

1929 PONCE DE LEON BLVD. CORAL GABLES, FL 33134 | 305.444.0999

©EoA, Inc. 2021

No.	Issue	Date

Drawn by	Reviewed by
EoA	EoA

INTERIOR ELEVATION

ID-3.03

Project No. RCSJ

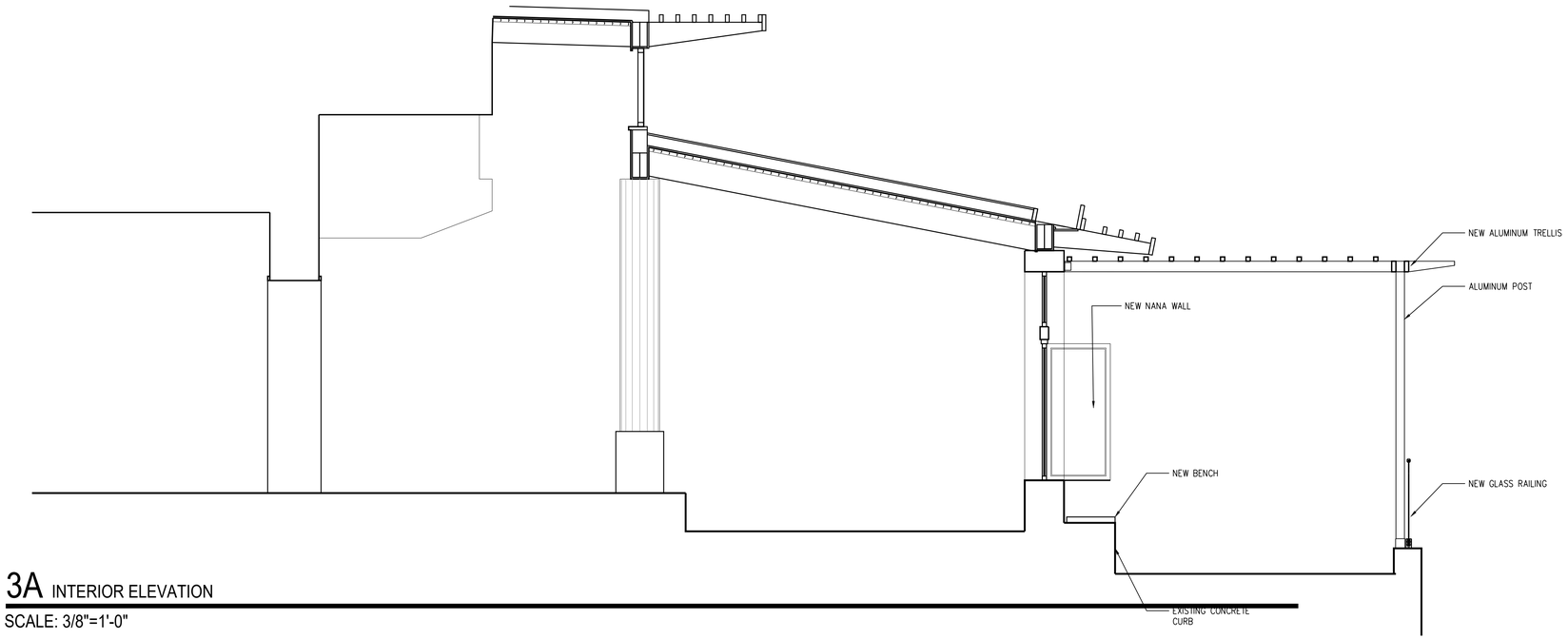

3A INTERIOR ELEVATION

SCALE: 3/8"=1'-0"

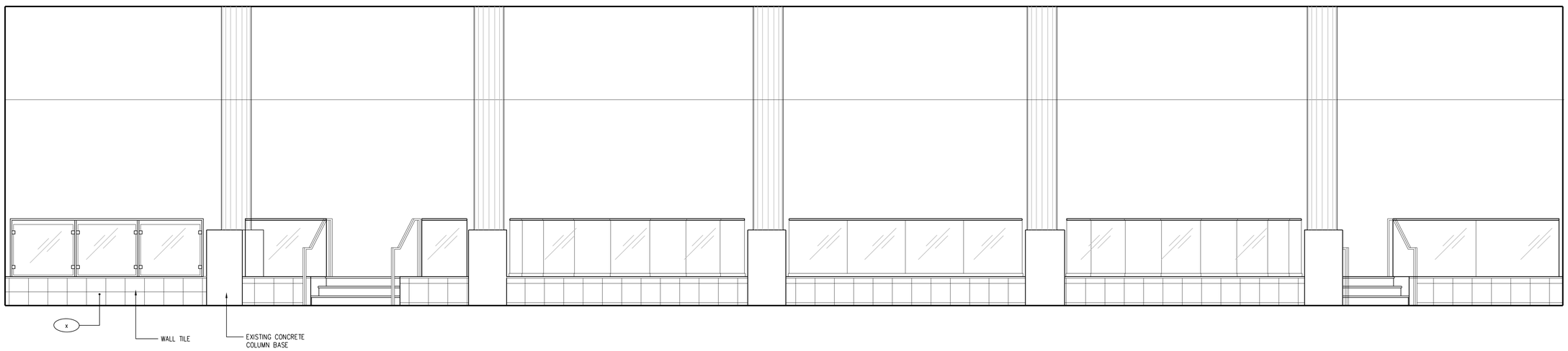

6A INTERIOR ELEVATION

SCALE: 3/8"=1'-0"

PROGRESS SET

EL CONQUISTADOR

BRISAS RESTAURANT

1000 Avenida El Conquistador

Fajardo, 00738, Puerto Rico

State of Florida Architect of Record
Malcolm Berg, AIA
License No. AR94424

Seal

EoA

ARCHITECTURE | INTERIORS | BRANDING | MASTER PLANNING | LANDSCAPE

1929 PONCE DE LEON BLVD. CORAL GABLES, FL 33134 | 305.444.0999

©EoA, Inc. 2021

No.	Issue	Date

Drawn by	Reviewed by
EoA	EoA

INTERIOR ELEVATION

ID-3.04

Project No. RCSJ

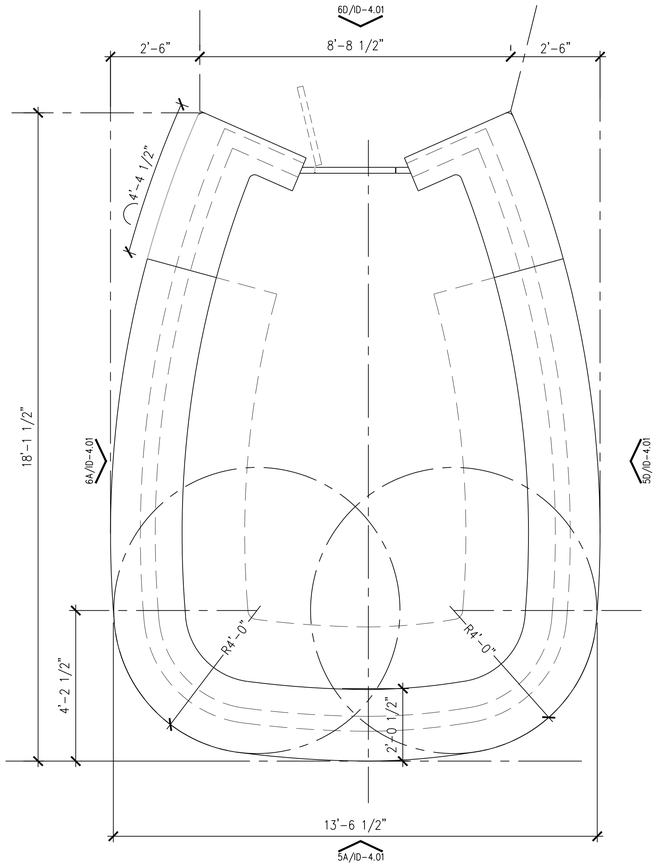

3A BAR ENLARGED FLOOR PLAN

SCALE: 1/2"=1'-0"

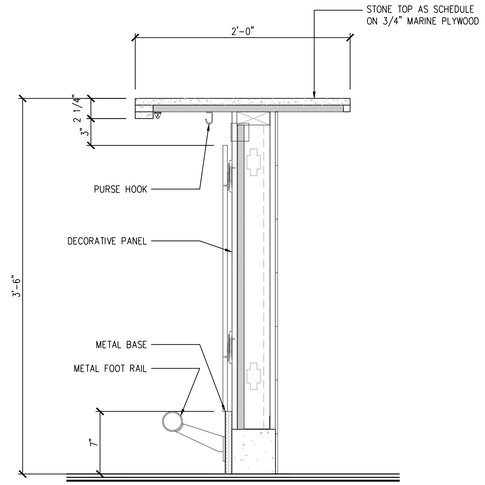

2C BAR DETAIL

SCALE: 1/2"=1'-0"

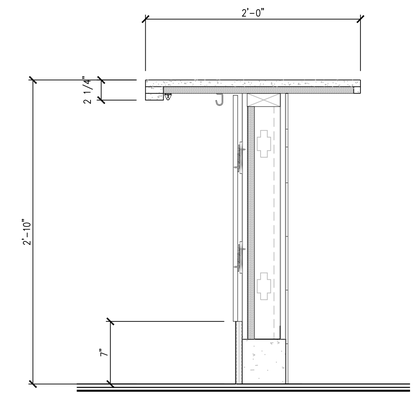

2E BAR DETAIL

SCALE: 1/2"=1'-0"

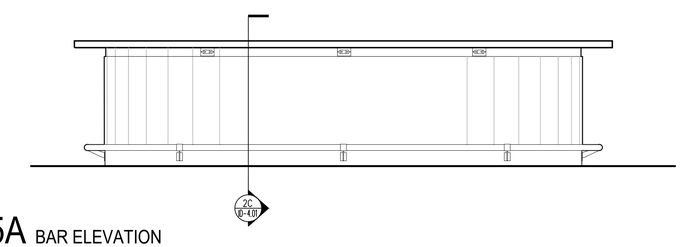

5A BAR ELEVATION

SCALE: 3/8"=1'-0"

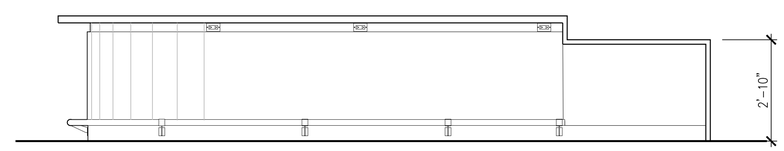

5D BAR ELEVATION

SCALE: 3/8"=1'-0"

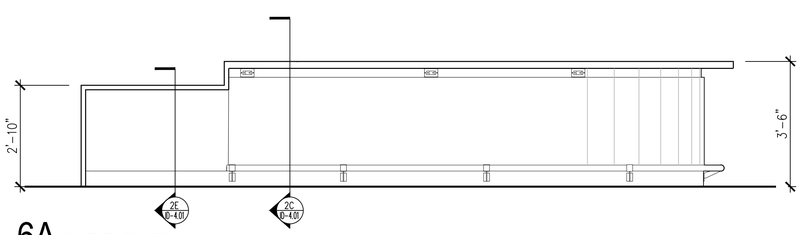

6A BAR ELEVATION

SCALE: 3/8"=1'-0"

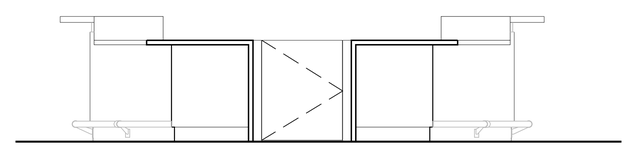

6D BAR ELEVATION

SCALE: 3/8"=1'-0"

PROGRESS SET

EL CONQUISTADOR

BRISAS RESTAURANT
1000 Avenida El Conquistador
Fajardo, 00738, Puerto Rico

State of Florida Architect of Record
Malcolm Berg, AIA
License No. AR94424

Seal

EoA
ARCHITECTURE | INTERIORS | BRANDING | MASTER PLANNING | LANDSCAPE
1929 PONCE DE LEON BLVD. CORAL GABLES, FL 33134 | 305.444.0999

©EoA, Inc. 2021

No.	Issue	Date

Drawn by	Reviewed by
EoA	EoA

BAR DETAILS

ID-4.01

Project No. RCSJ

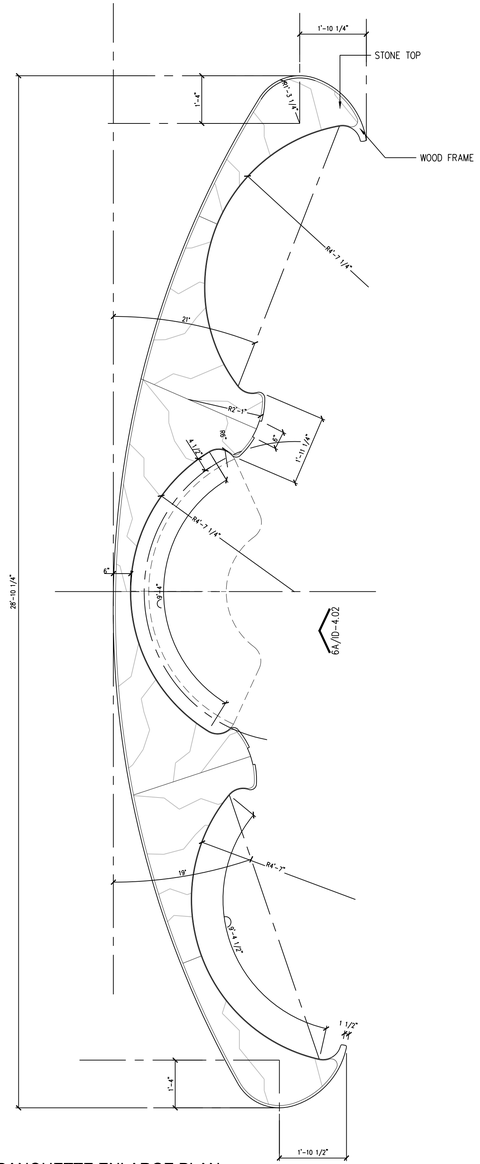

5A BANQUETTE ENLARGE PLAN

SCALE: 1/2"=1'-0"

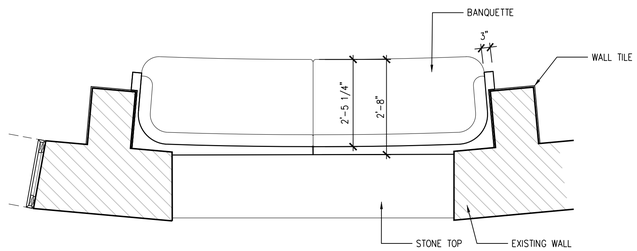

2C BANQUETTE ENLARGE PLAN

SCALE: 1/2"=1'-0"

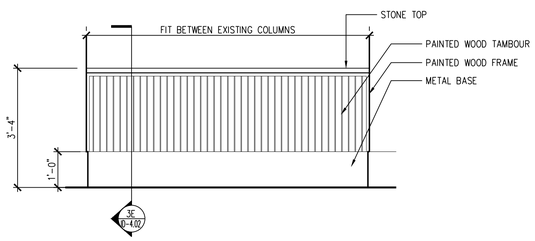

3C BANQUETTE ENLARGE PLAN

SCALE: 1/2"=1'-0"

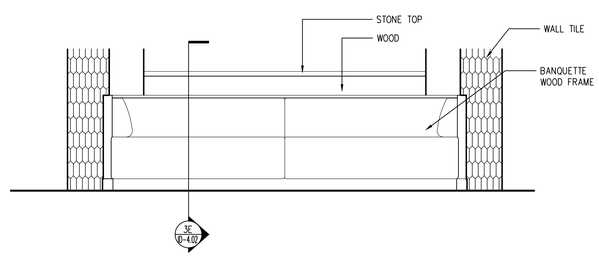

5C BANQUETTE ENLARGE PLAN

SCALE: 1/2"=1'-0"

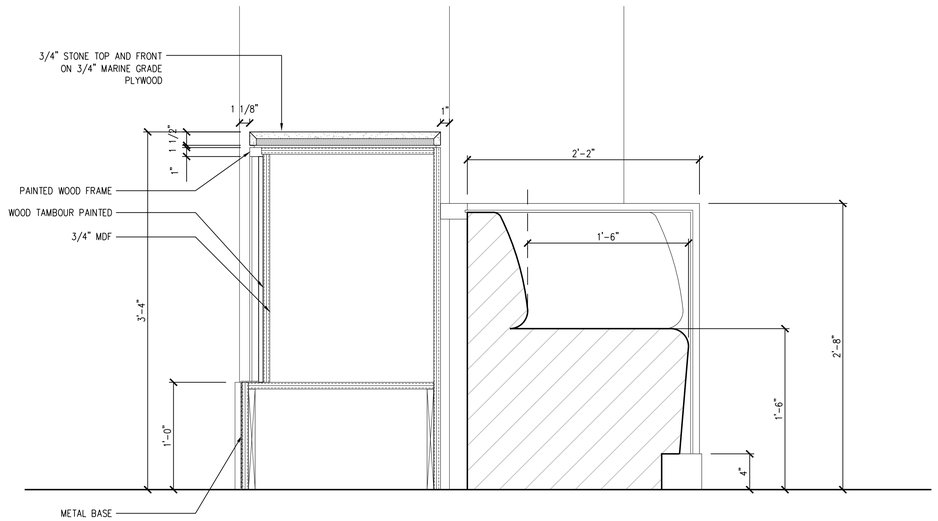

3E MILLWORK DETAIL

SCALE: 1-1/2"=1'-0"

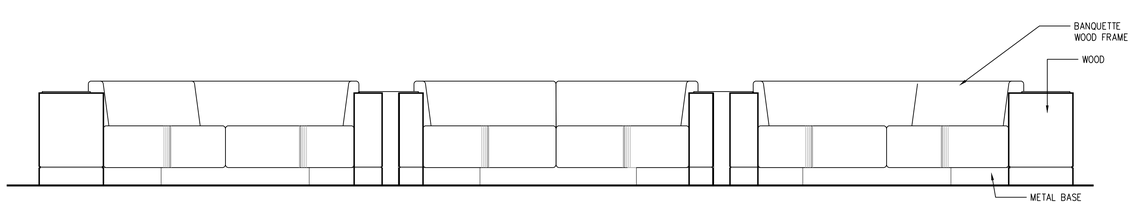

6A BANQUETTE ELEVATION

SCALE: 1/2"=1'-0"

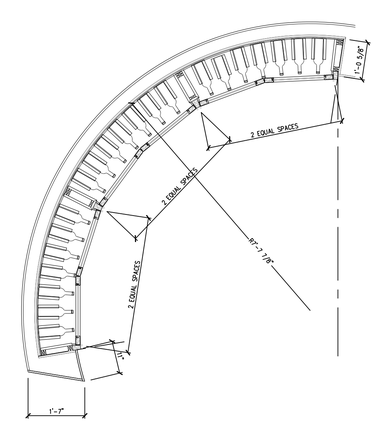

6E WINE BOTTLE DISPLAY ENLARGED PLAN

SCALE: 1/2"=1'-0"

PROGRESS SET

EL CONQUISTADOR

BRISAS RESTAURANT

1000 Avenida El Conquistador

Fajardo, 00738, Puerto Rico

State of Florida Architect of Record
Malcolm Berg, AIA
License No. AR94424

Seal

EoA

ARCHITECTURE | INTERIORS | BRANDING | MASTER PLANNING | LANDSCAPE

1320 PONCE DE LEON BLVD. CORAL GABLES, FL 33134 | 305.444.0999

©EoA, Inc. 2021

No.	Issue	Date

Drawn by	Reviewed by
EoA	EoA

GENERAL DETAILS

ID-4.02

Project No. RCSJ

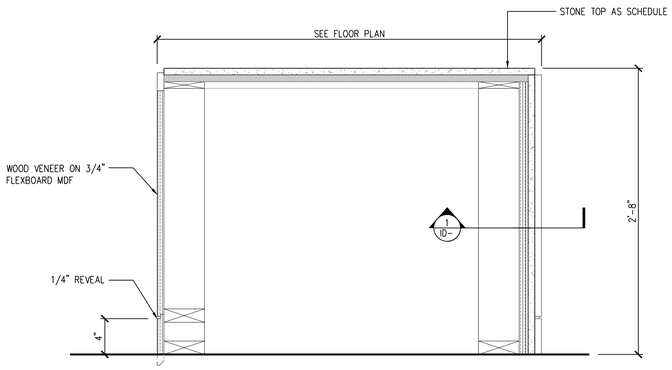

2A MILLWORK DETAIL

SCALE: 1-1/2"=1'-0"

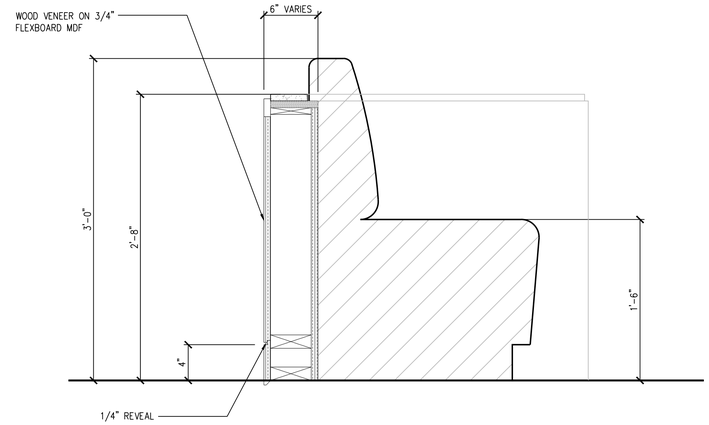

2C MILLWORK DETAIL

SCALE: 1-1/2"=1'-0"

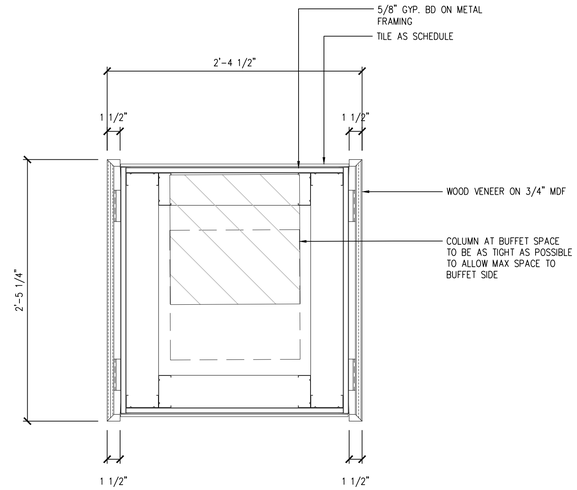

2F CENTER COLUMN DETAIL

SCALE: 1-1/2"=1'-0"

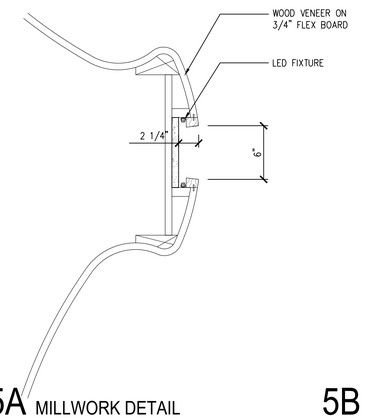

5A MILLWORK DETAIL

SCALE:1-1/2"=1'-0"

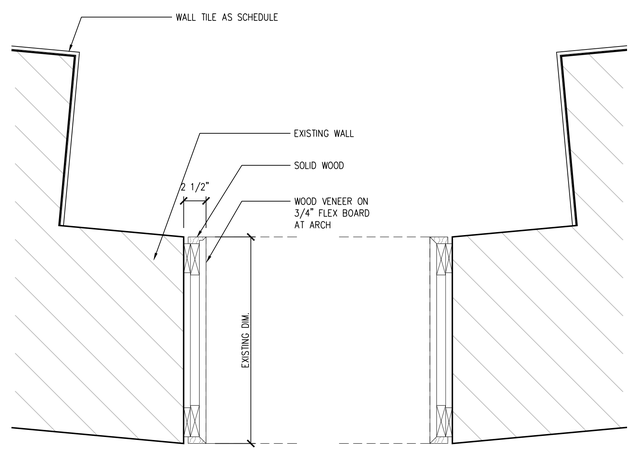

5B MILLWORK DETAIL

SCALE:1-1/2"=1'-0"

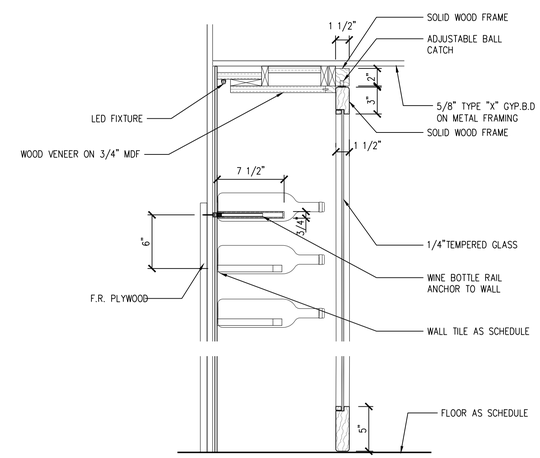

5E MILLWORK DETAIL

SCALE:1-1/2"=1'-0"

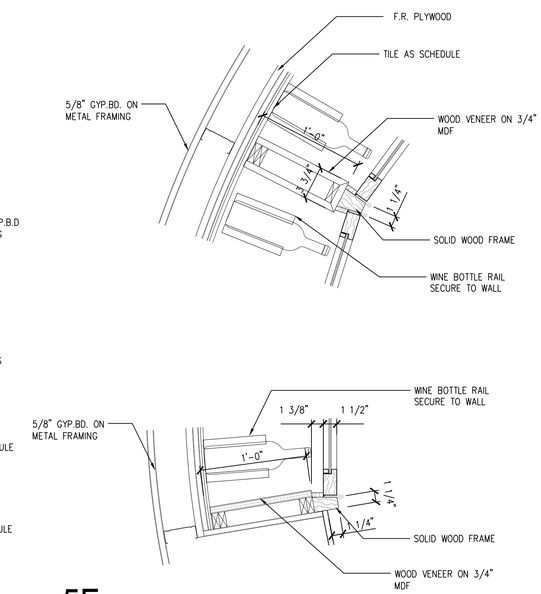

5F MILLWORK DETAIL

SCALE:1-1/2"=1'-0"

PROGRESS SET

EL CONQUISTADOR

BRISAS RESTAURANT
1000 Avenida El Conquistador
Fajardo, 00738, Puerto Rico

State of Florida Architect of Record
Malcolm Berg, AIA
License No. AR94424

Seal

EoA
ARCHITECTURE | INTERIORS | BRANDING | MASTER PLANNING | LANDSCAPE
1929 PONCE DE LEON BLVD. CORAL GABLES, FL 33134 | 305.444.0999

©EoA, Inc. 2021

No.	Issue	Date

Drawn by	Reviewed by
EoA	EoA

GENERAL DETAIL

ID-4.03

Project No. RCSJ

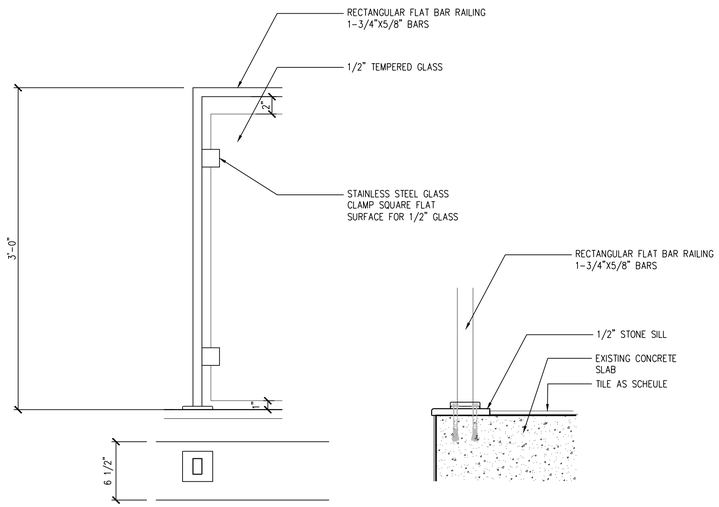

3A GLASS RAILING DETAIL

SCALE: 1-1/2"=1'-0"

PROGRESS SET

EL CONQUISTADOR

BRISAS RESTAURANT

1000 Avenida El Conquistador

Fajardo, 00738, Puerto Rico

State of Florida Architect of Record
Malcolm Berg, AIA
License No. AR94424

Seal

EoA

ARCHITECTURE | INTERIORS | BRANDING | MASTER PLANNING | LANDSCAPE

1629 PONCE DE LEON BLVD. CORAL GABLES, FL 33134 | 305.444.0999

©EoA, Inc. 2021

No.	Issue	Date

Drawn by	Reviewed by
EoA	EoA

GENERAL DETAILS

ID-4.04

Project No. RCSJ

EL CONQUISTADOR

BRISAS RESTAURANT

1000 Avenida El Conquistador
Fajardo, 00738, Puerto Rico

State of Florida Architect of Record
Malcolm Berg, AIA
License No. AR94424

Seal

EoA

ARCHITECTURE | INTERIORS | BRANDING | MASTER PLANNING | LANDSCAPE
1929 PONCE DE LEON BLVD. CORAL GABLES, FL 33134 | 305.444.0999

©EoA, Inc. 2021

No.	Issue	Date

Drawn by	Reviewed by
EoA	EoA

3D DRAWINGS

ID-6.01

Project No. RCSJ

PROGRESS SET

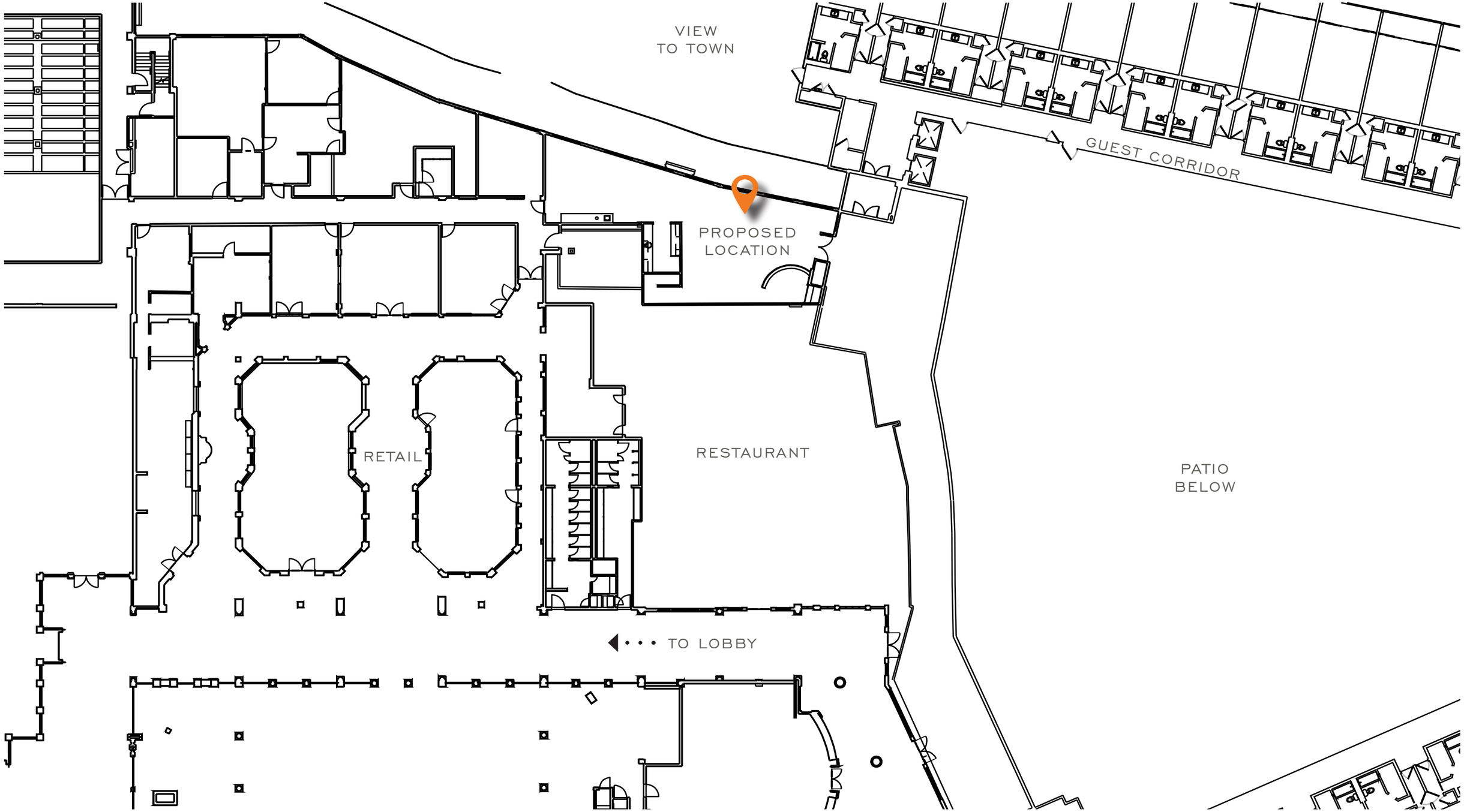

EXISTING SITE PLAN

NOT FOR COMMERCIAL USE OR REPRODUCTION

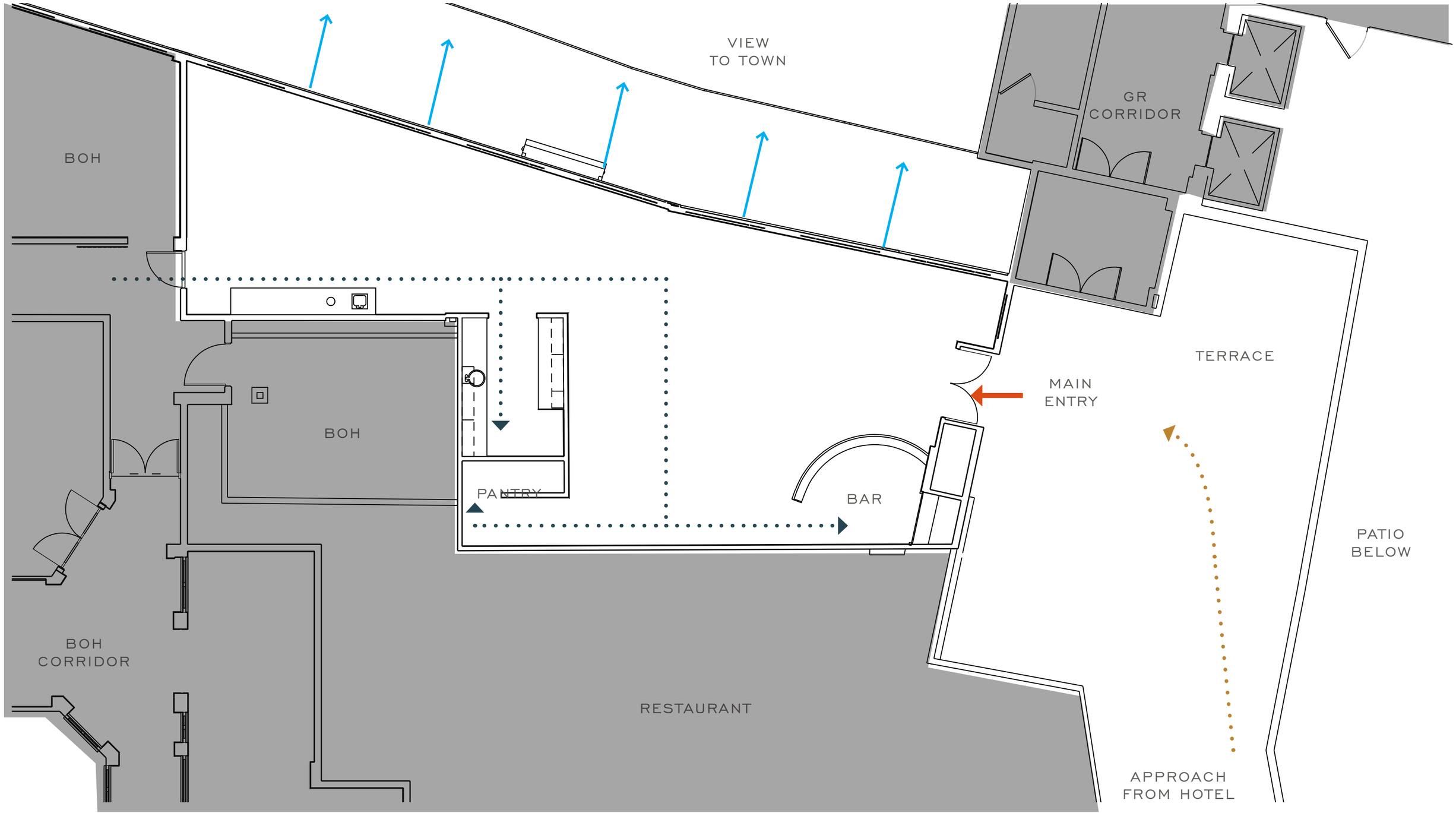

EXISTING FLOOR PLAN

NOT FOR COMMERCIAL USE OR REPRODUCTION

VIEW TO TOWN

SECRET STASH

LIBRARY LOUNGE

BOH

HIDDEN BOH DOOR

BAR CART

GR CORRIDOR

POS

CIGAR LOUNGE

MARTINI BAR

BOH

CIGAR HUMIDOR

MAIN ENTRY

TERRACE SEATING

PATIO BELOW

BOH CORRIDOR

RESTAURANT

APPROACH FROM HOTEL

PROPOSED FLOOR PLAN

NOT FOR COMMERCIAL USE OR REPRODUCTION

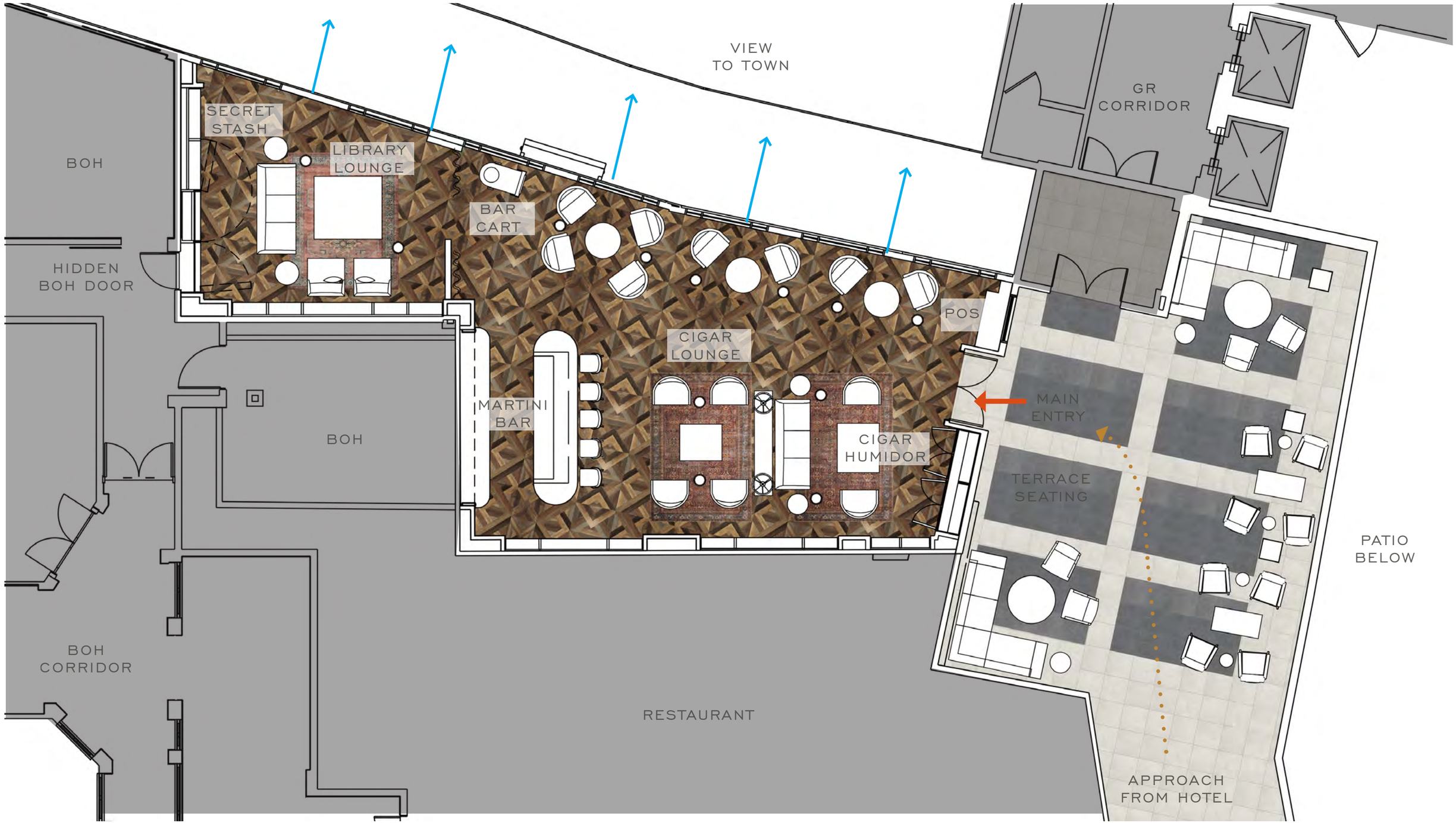

FLOODED FLOOR PLAN

NOT FOR COMMERCIAL USE OR REPRODUCTION

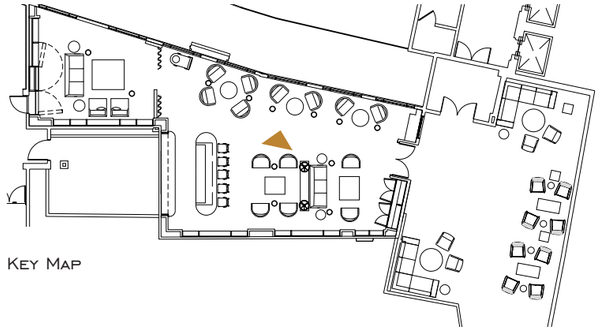

Key Map

NORTH WINDOW - ELEVATION

NOT FOR COMMERCIAL USE OR REPRODUCTION

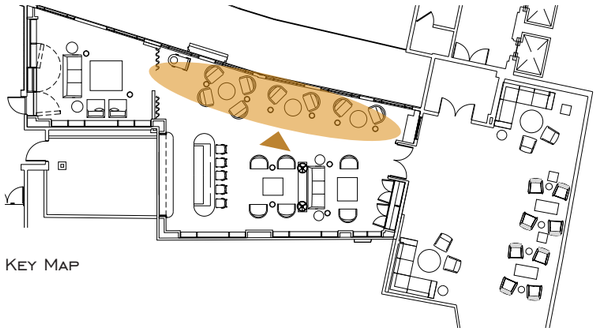

Key Map

ELEVATION

DRAPERY



MILLWORK



LOUNGE CHAIR

WALL PAINT

DRAPERY



FLOORING



EMBOSSED LEATHER DRAPERY

NORTH WINDOW - ELEVATION

NOT FOR COMMERCIAL USE OR REPRODUCTION

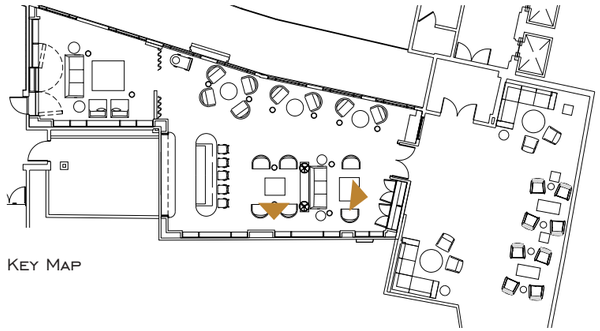

Key Map

ENTRANCE & HUMIDOR - ELEVATION

NOT FOR COMMERCIAL USE OR REPRODUCTION

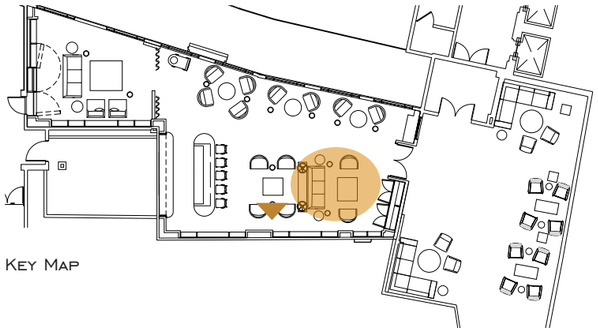

Key Map

ELEVATION

ART WALL PANEL

MILLWORK

PAINT

DOOR HANDLES



ACCENT CHAIR

AREA RUG

SOFA LEATHER

ENTRANCE & HUMIDOR - ELEVATION

NOT FOR COMMERCIAL USE OR REPRODUCTION

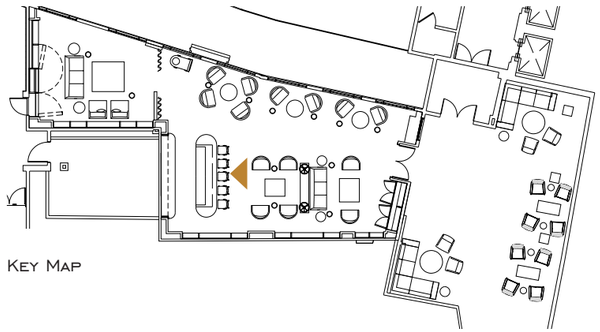

Key Map

BAR WITH TV MIRROR OFF-ELEVATION

BAR WITH TV MIRROR ON-ELEVATION

BAR-ELEVATION

NOT FOR COMMERCIAL USE OR REPRODUCTION

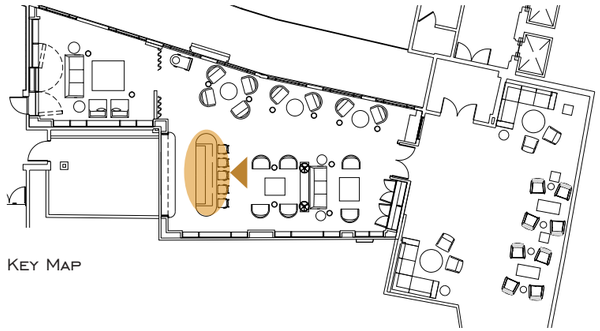

Key Map

ELEVATION

WALL SCONCE

PAINT

BAR FRONT MILLWORK

ANTIQUE BRONZE



BACK BAR WOOD PANEL



MARBLE COUNTERTOP

ANTIQUE MIRROR



BARTOOLS

BAR-ELEVATION

NOT FOR COMMERCIAL USE OR REPRODUCTION

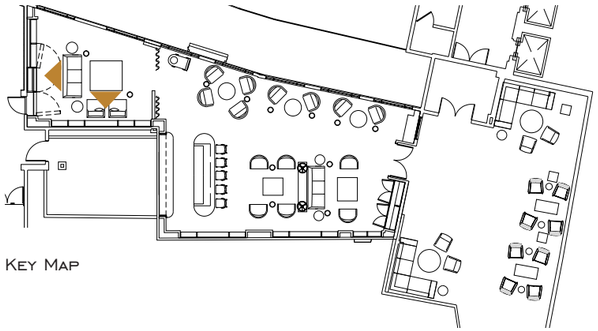

Key Map

LIBRARY ELEVATION



SECRET STASH (CLOSED)-ELEVATION



SECRET STASH (OPEN)-ELEVATION

LIBRARY LOUNGE - ELEVATIONS

NOT FOR COMMERCIAL USE OR REPRODUCTION

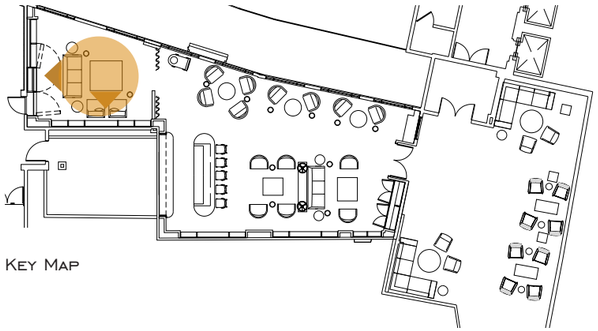

Key Map



ELEVATIONS

LEATHER PANELS

SOFA

MILLWORK

ACCENT CHAIR

ACCENT PILLOW

ACCENT PILLOW

AREA RUG



LIBRARY LOUNGE - ELEVATIONS

NOT FOR COMMERCIAL USE OR REPRODUCTION

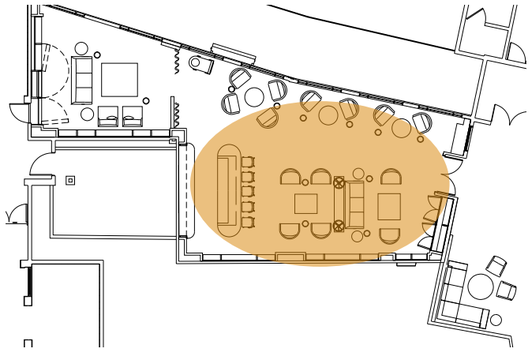

KEY PLAN

HIGH GLOSS CEILING & WALL PAINT

ART CONCEPT

PAINT

MILLWORK

ACCENT CHAIR

BARSTOOL



FLOORING

AREA RUG

CREDENZA

SOFA

3D MODEL VIEW - ENTRY

NOT FOR COMMERCIAL USE OR REPRODUCTION

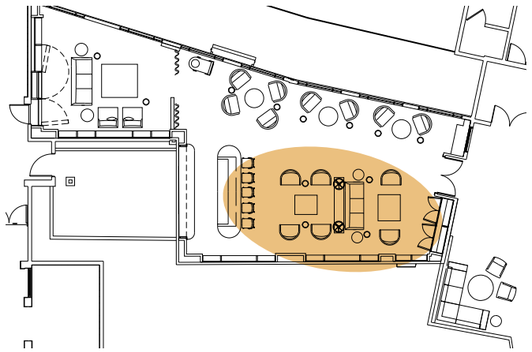

KEY PLAN

HIGH GLOSS CEILING & WALL PAINT

ART CONCEPT

WALLCOVERING

MILLWORK

FLOORING

ACCENT CHAIR

LOUNGE CHAIRS

TABLE LAMP CONCEPT

CREDENZA

SOFA

COFFEE TABLE

3D MODEL VIEW - HUMIDOR

NOT FOR COMMERCIAL USE OR REPRODUCTION

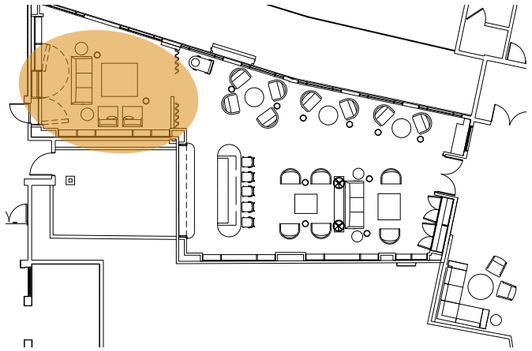

KEY PLAN

HIGH GLOSS CEILING & WALL PAINT

ART CONCEPT

DRAPERY TEXTURE

FLOORING

RUG

LEATHER PANELS

ACCENT CHAIR

SOFA

DRAPERY CONCEPT

LIGHTING CONCEPT

3D MODEL VIEW - LIBRARY LOUNGE

NOT FOR COMMERCIAL USE OR REPRODUCTION

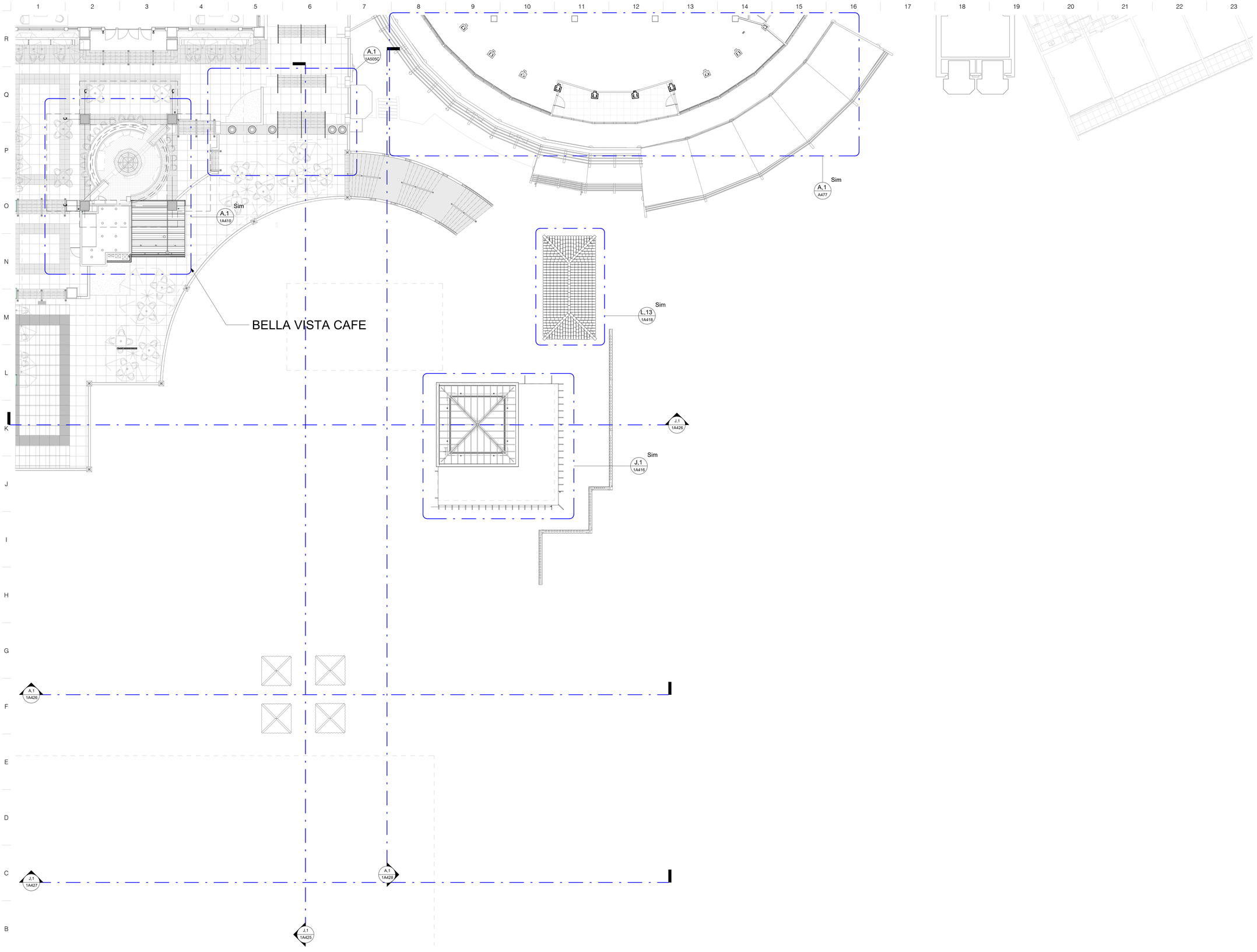

V ARCHITECTURE

1701 Avenida Juan Ponce de León
Suite 206
San Juan, PR 00926-1985
787-622-3900
VARCHITECTURE.COM

THIS DOCUMENT AND ALL INFORMATION, DESIGN, CONCEPTS, DRAWINGS, DETAILS, SPECIFICATIONS & GENERAL NOTES CONTAINS HEREIN ARE THE EXCLUSIVE PROPERTY OF V ARCHITECTURE. IT SHALL NOT BE COPIEDOR TRANSMITTED IN ANY FORMS OR BY ANY MEAN ELECTRONIC INCLUDING RECORDING PHOTOCOPYING INFORMATION STORED & RETRIEVAL SYSTEMS. STRICTLY WITHOUT THE APPROPRIATE PRIOR WRITTEN PERMISSION OF V ARCHITECTURE. THESE DRAWINGS SHALL BE USED AS REFERENCE DOCUMENT WORKING INSTRUMENT ONLY BY AUTHORIZED PERSONNEL.

DESIGN CONSULTANTS

WIMBERLY INTERIORS

SEAL

OCT. 01,2021
F&R Construction Group,Inc

OWNER

F&R Construction Group, Inc.

EL CONQUISTADOR RESORT

PROJECT TITLE

EL CONQUISTADOR HOTEL
MAIN BUILDING RENOVATIONS

PROJECT ADDRESS

Conquistador Ave.
Fajardo, PR., 00738

KEY PLAN

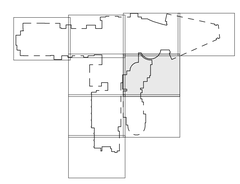

No.	Revisions / Submissions	Date
	PROGRESS SET 09.16.20	09.16.2020
	90% CONSTRUCTION DOCUMENTS	10.02.2020
	PAVING LAYOUT PROGRESS SET 12.16.20	12.16.2020
	SPLASH BAR 100%CD	02.10.2021
	BELLA VISTA 100%CD	03.05.2021
	POOL SET	04.23.2021
8	BELLA VISTA REVISIONS	05.06.2021
	POOL SET 100% CD	05.10.2021
	CONSTRUCTION DOCUMENTS	06.10.2021
	PERMIT SET	09.17.2021

DATE ISSUED:	03.03.2021
REVIEWED BY:	Checker
DRAWN BY:	Author
DESIGNED BY:	Designer
PROJECT NUMBER:	19.15

DRAWING TITLE

LEVEL 2 PARTIAL FLOOR PLAN F

A.1

SCALE: 3/32" = 1'-0"

LEVEL 2 PARTIAL FLOOR PLAN F

DRAWING NO.

1A102F

BELLA VISTA 100% CD

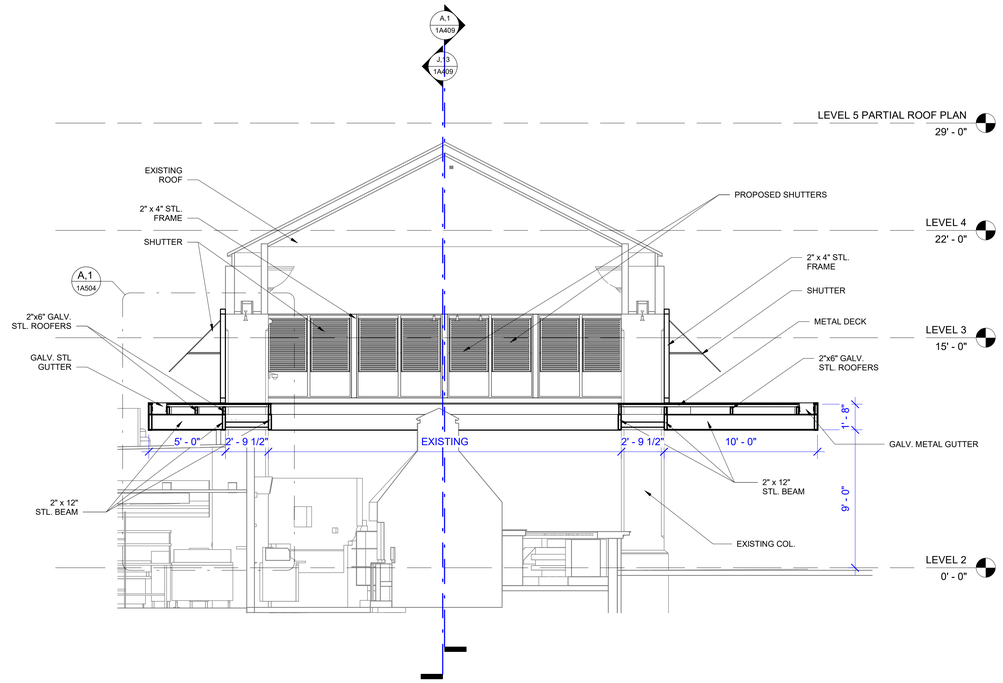

J,1

Buena Vista Cafe Section 1

SCALE: 1/4" = 1'-0"

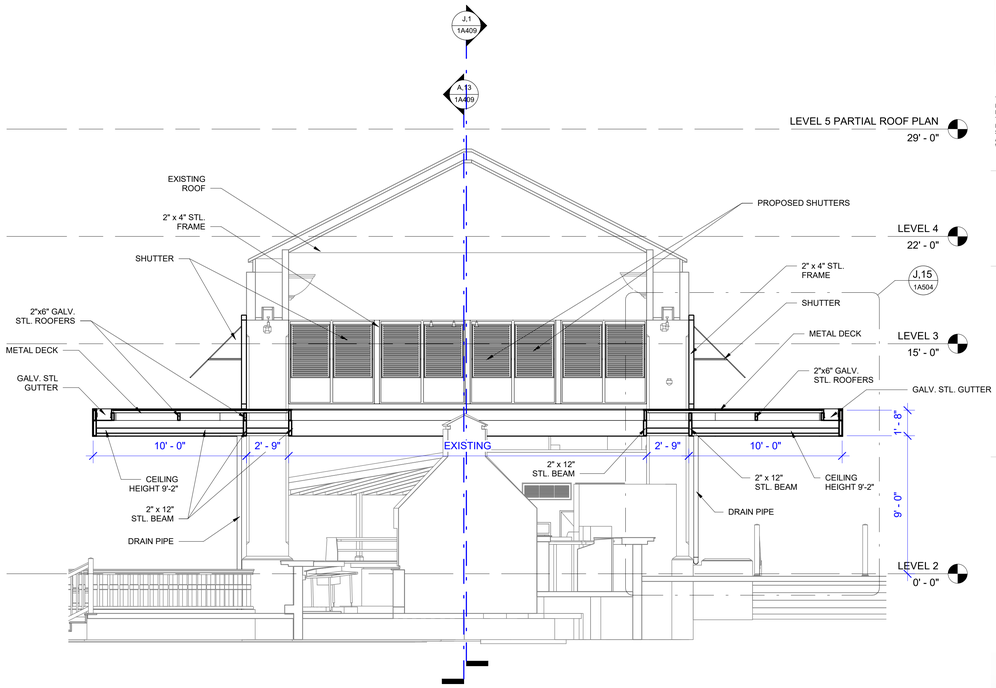

J,13

Buena Vista Cafe Section 3

SCALE: 1/4" = 1'-0"

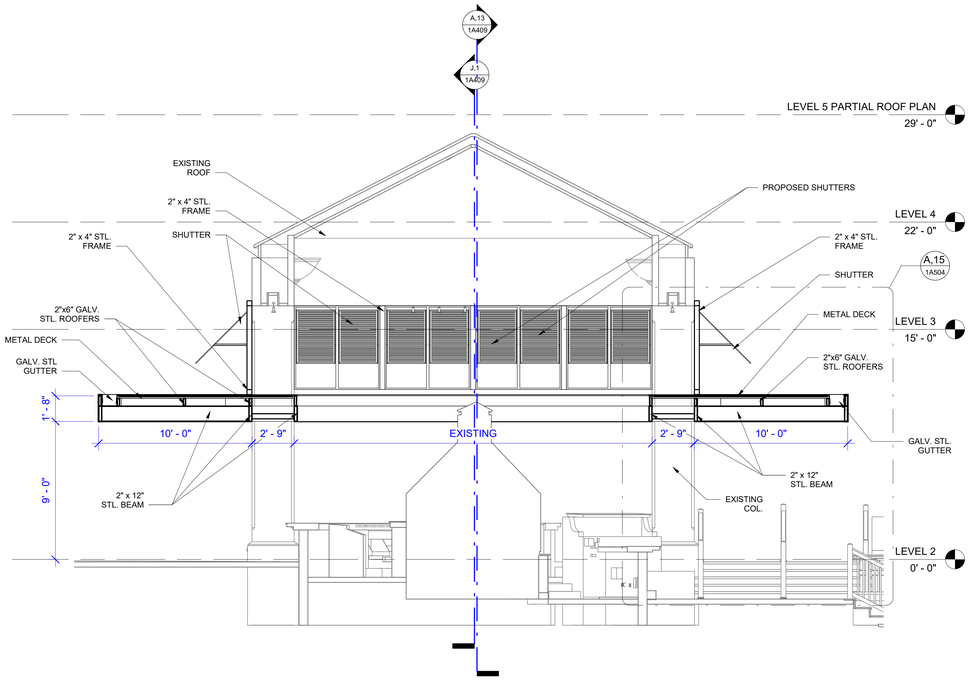

A,1

Buena Vista Cafe Section 2

SCALE: 1/4" = 1'-0"

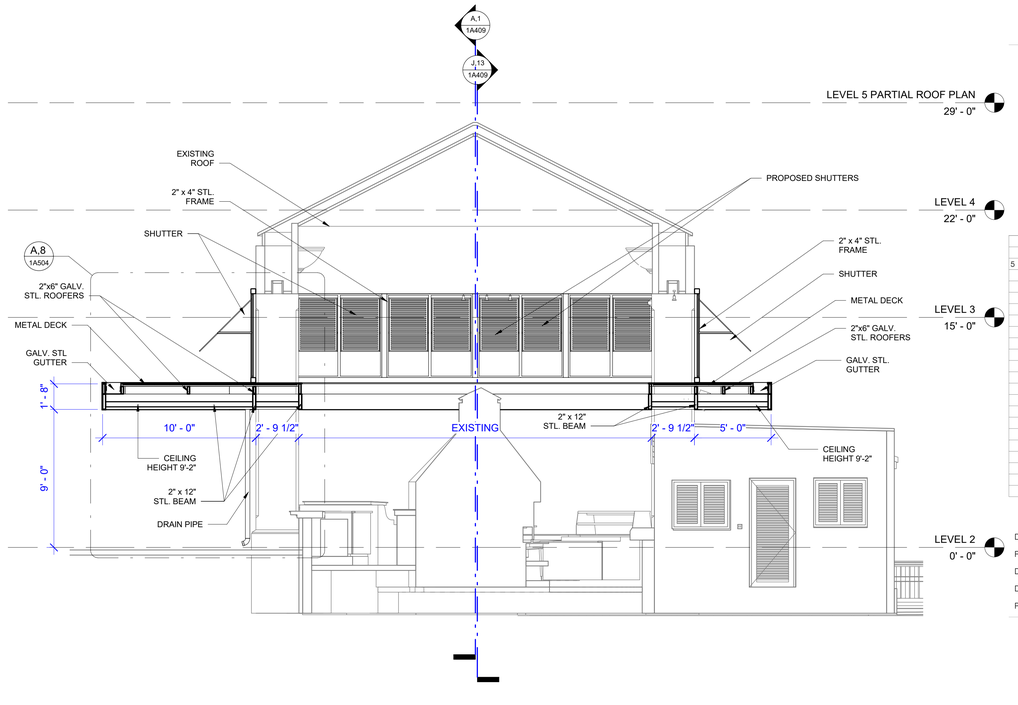

A,13

Buena Vista Cafe Section 4

SCALE: 1/4" = 1'-0"

V ARCHITECTURE

1701 Avenida Juan Ponce de León
Suite 206
San Juan, PR 00926-1985
787-622-3900
VARCHITECTURE.COM

THIS DOCUMENT AND ALL INFORMATION, DESIGN, CONCEPTS, DRAWINGS, DETAILS, SPECIFICATIONS & GENERAL NOTES CONTAINS HEREIN ARE THE EXCLUSIVE PROPERTY OF V ARCHITECTURE. IT SHALL NOT BE COPIEDOR TRANSMITTED IN ANY FORMS OR BY ANY MEAN ELECTRONIC INCLUDING RECORDING PHOTOCOPYING INFORMATION STORED & RETRIEVAL SYSTEMS. STRICTLY WITHOUT THE APPROPRIATE PRIOR WRITTEN PERMISSION OF V ARCHITECTURE. THESE DRAWINGS SHALL BE USED AS REFERENCE DOCUMENT WORKING INSTRUMENT ONLY BY AUTHORIZED PERSONNEL.

DESIGN CONSULTANTS

WIMBERLY INTERIORS

SEAL

SEP. 17,2020
F&R Construction Group,Inc

OWNER

F&R Construction Group, Inc.

EL CONQUISTADOR RESORT

PROJECT TITLE

EL CONQUISTADOR HOTEL
MAIN BUILDING RENOVATIONS

PROJECT ADDRESS

Conquistador Ave.
Fajardo, PR., 00738

KEY PLAN

No.	Revisions / Submissions	Date
5	PROGRESS SET 09.16.20	09.16.2020

DATE ISSUED:	09.16.2020
REVIEWED BY:	Checker
DRAWN BY:	Author
DESIGNED BY:	Designer
PROJECT NUMBER:	19.15

DRAWING TITLE

BELLA VISTA CAFE SECTIONS

DRAWING NO.

1A409

PROGRESS SET 09.16.20

CAFE BELLA VISTA FLOOR FINISH LEGEND		
	TYPE	DESCRIPTION
	CT-P02	HAMMERED SMOKE 36" x 36" CERAMIC TILE
	CT-P04	HAMMERED SNOW 36" x 36" CERAMIC TILE

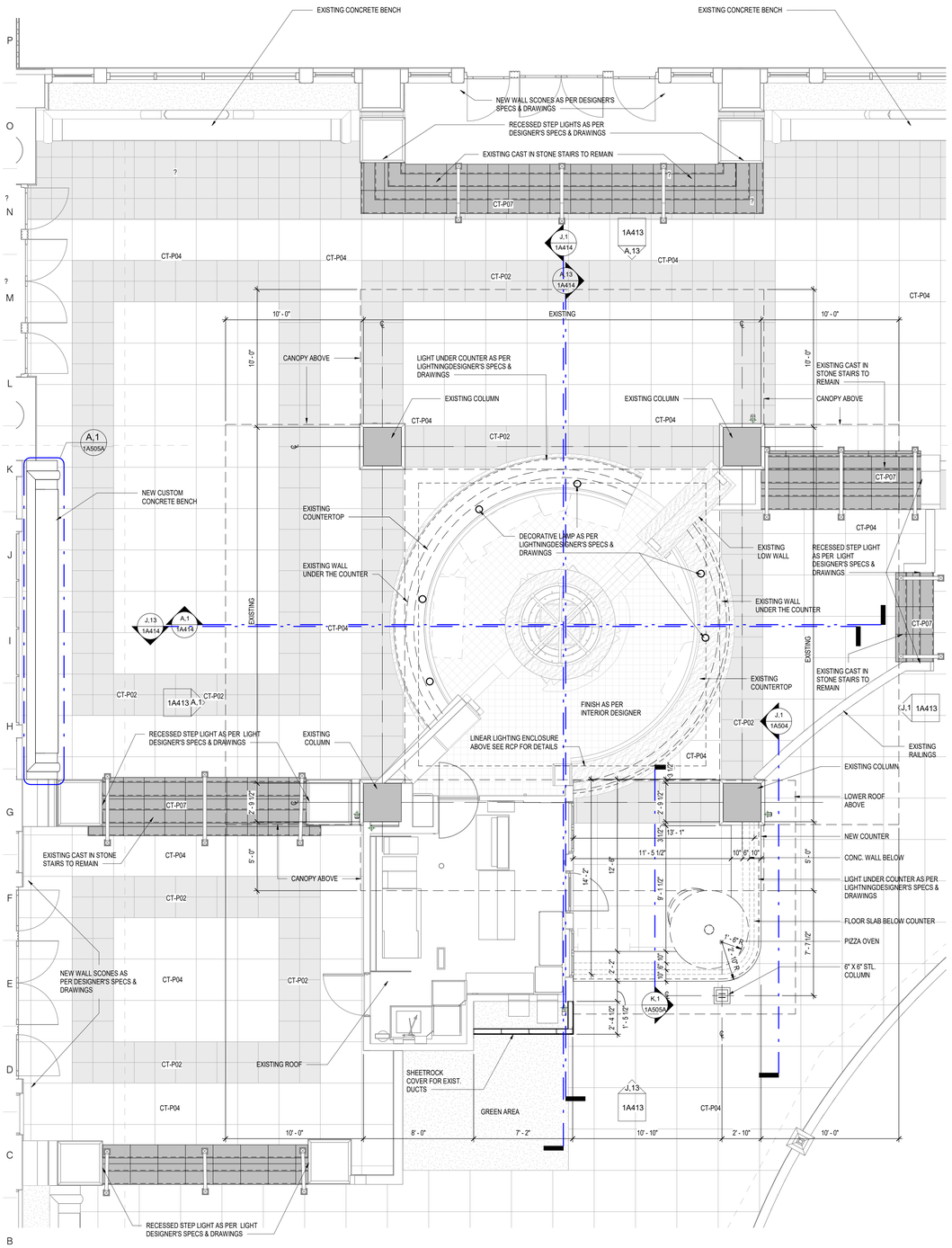

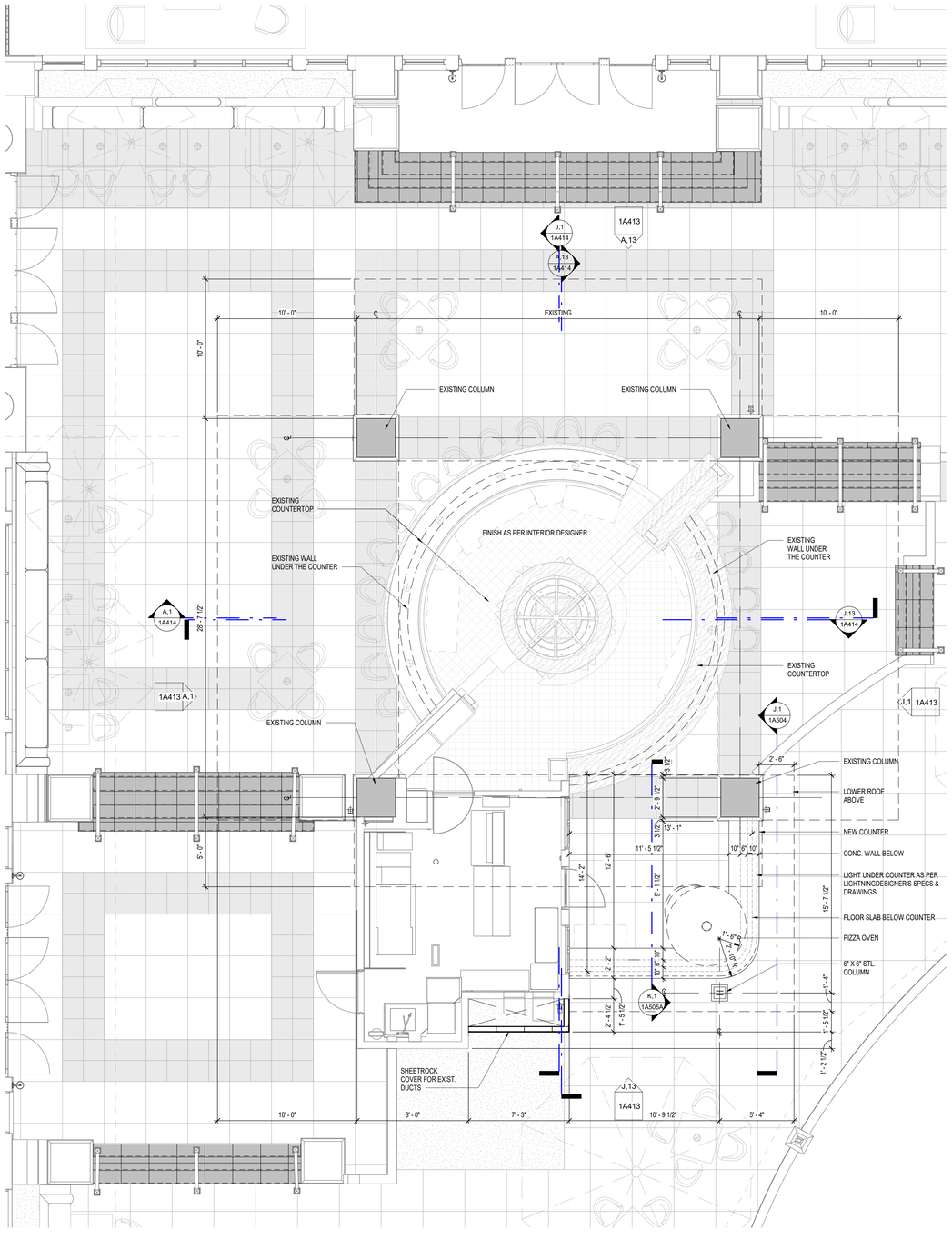

V ARCHITECTURE
1701 Avenida Juan Ponce de León
Suite 206
San Juan, PR 00926-1985
787-622-3900
VARCHITECTURE.COM

THIS DOCUMENT AND ALL INFORMATION, DESIGN, CONCEPTS, DRAWINGS, DETAILS, SPECIFICATIONS & GENERAL NOTES CONTAINS HEREIN ARE THE EXCLUSIVE PROPERTY OF V ARCHITECTURE. IT SHALL NOT BE COPIEDOR TRANSMITTED IN ANY FORMS OR BY ANY MEAN ELECTRONIC INCLUDING RECORDING PHOTOCOPYING INFORMATION STORED & RETRIEVAL SYSTEMS. STRICTLY WITHOUT THE APPROPRIATE PRIOR WRITTEN PERMISSION OF V ARCHITECTURE. THESE DRAWINGS SHALL BE USED AS REFERENCE DOCUMENT WORKING INSTRUMENT ONLY BY AUTHORIZED PERSONNEL.

DESIGN CONSULTANTS

WIMBERLY INTERIORS

SEAL

OCT. 01,2021
F&R Construction Group,Inc

OWNER

F&R Construction Group, Inc.

EL CONQUISTADOR RESORT

PROJECT TITLE

EL CONQUISTADOR HOTEL
MAIN BUILDING RENOVATIONS

PROJECT ADDRESS

Conquistador Ave.
Fajardo, PR., 00738

KEY PLAN

No.	Revisions / Submissions	Date
	PROGRESS SET 09.16.20	09.16.2020
	90% CONSTRUCTION DOCUMENTS	10.02.2020
	BELLA VISTA 100%CD	03.05.2021
	PERMIT SET	09.17.2021

DATE ISSUED:	03.03.2021
REVIEWED BY:	Checker
DRAWN BY:	Author
DESIGNED BY:	Designer
PROJECT NUMBER:	19.15

DRAWING TITLE

BELLA VISTA CAFE ENLARGED PLAN

A,1 — BELLA VISTA CAFE PROPOSED FLOOR PLAN & FLOOR PATTERN
SCALE: 1/4" = 1'-0"

A,12 — PROPOSED FURNITURE LAYOUT PLAN
SCALE: 1/4" = 1'-0"

DRAWING NO.
1A410

BELLA VISTA 100% CD

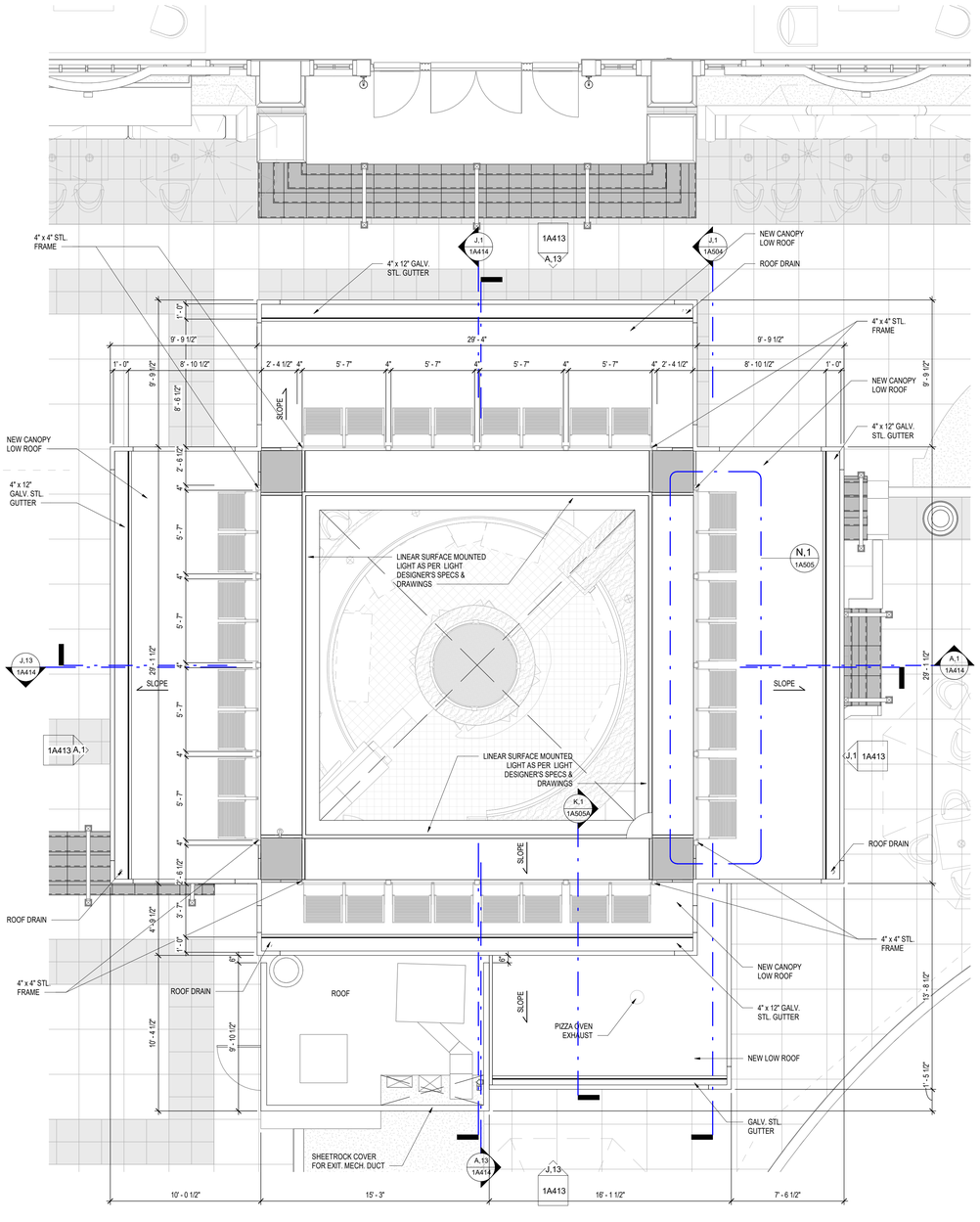

A,1 BELLA VISTA CAFE PROPOSED LOW ROOF PLAN

SCALE: 1/4" = 1'-0"

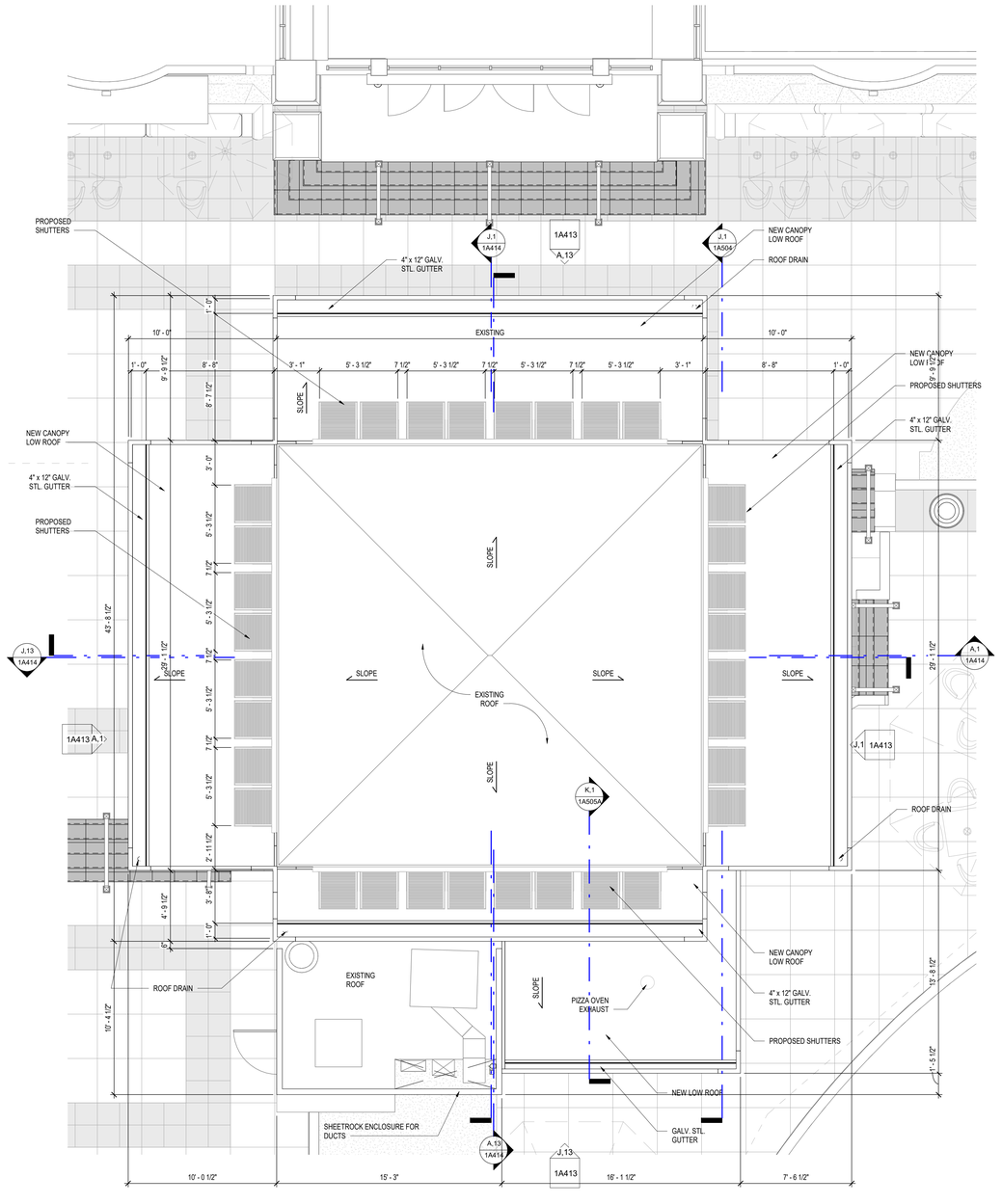

A,12 BELLA VISTA CAFE PROPOSED ROOF PLAN

SCALE: 1/4" = 1'-0"

V ARCHITECTURE
1701 Avenida Juan Ponce de León
Suite 206
San Juan, PR 00926-1985
787-622-3900
VARCHITECTURE.COM

THIS DOCUMENT AND ALL INFORMATION, DESIGN, CONCEPTS, DRAWINGS, DETAILS, SPECIFICATIONS & GENERAL NOTES CONTAINS HEREIN ARE THE EXCLUSIVE PROPERTY OF V ARCHITECTURE. IT SHALL NOT BE COPIEDOR TRANSMITTED IN ANY FORMS OR BY ANY MEAN ELECTRONIC INCLUDING RECORDING PHOTOCOPYING INFORMATION STORED & RETRIEVAL SYSTEMS, STRICTLY WITHOUT THE APPROPRIATE PRIOR WRITTEN PERMISSION OF V ARCHITECTURE. THESE DRAWINGS SHALL BE USED AS REFERENCE DOCUMENT WORKING INSTRUMENT ONLY BY AUTHORIZED PERSONNEL.

DESIGN CONSULTANTS

WIMBERLY INTERIORS

SEAL

OCT. 01,2021
F&R Construction Group,Inc

OWNER

F&R Construction Group, Inc.

EL CONQUISTADOR RESORT

PROJECT TITLE

EL CONQUISTADOR HOTEL
MAIN BUILDING RENOVATIONS

PROJECT ADDRESS

Conquistador Ave.
Fajardo, PR., 00738

KEY PLAN

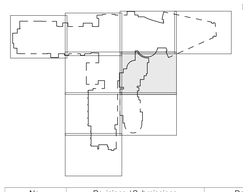

No.	Revisions / Submissions	Date
	PROGRESS SET 09.16.20	09.16.2020
	90% CONSTRUCTION DOCUMENTS	10.02.2020
	BELLA VISTA 100%CD	03.05.2021
	PERMIT SET	09.17.2021

DATE ISSUED:	03.03.2021
REVIEWED BY:	Checker
DRAWN BY:	Author
DESIGNED BY:	Designer
PROJECT NUMBER:	19.15

DRAWING TITLE

BELLA VISTA CAFE ROOF

DRAWING NO.

1A411

BELLA VISTA 100% CD

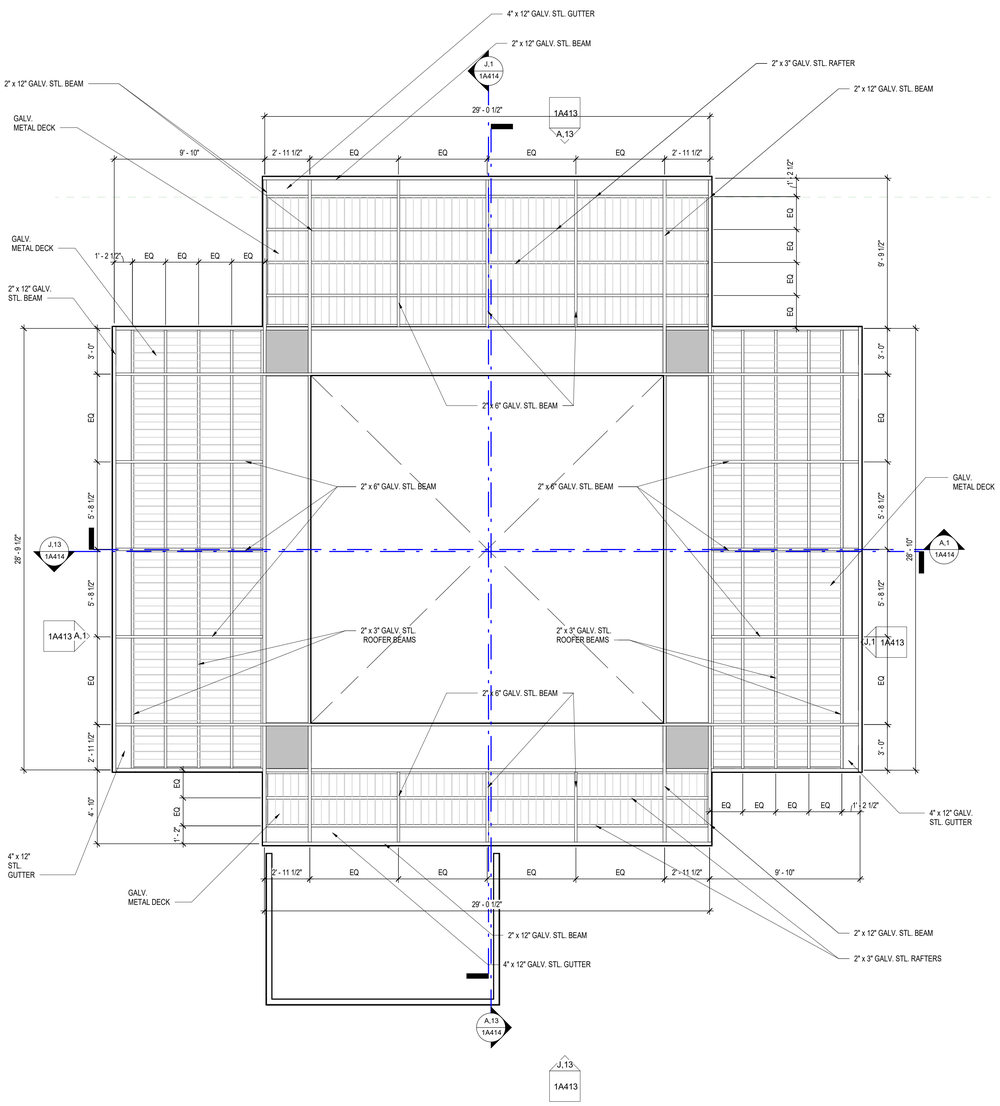

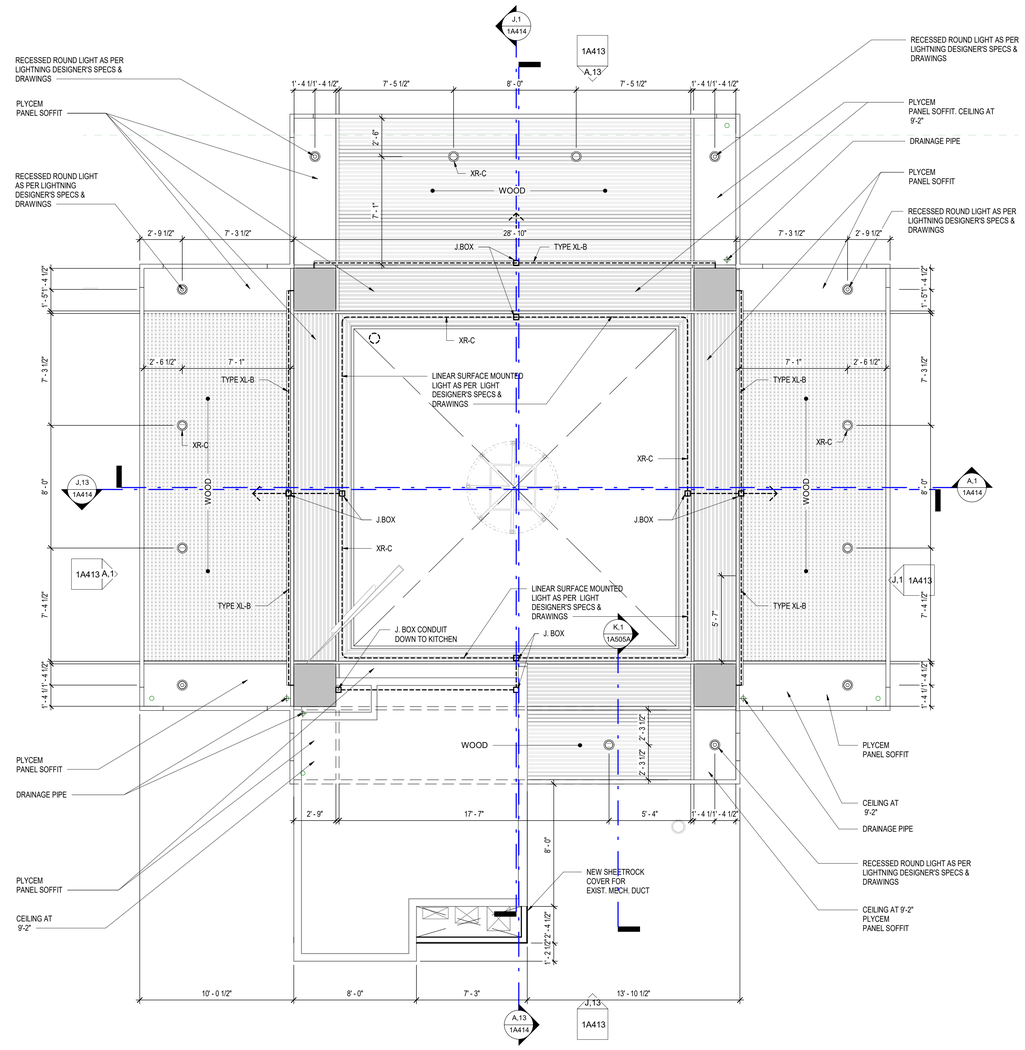

V ARCHITECTURE
1701 Avenida Juan Ponce de León
Suite 206
San Juan, PR 00926-1985
787-622-3900
VARCHITECTURE.COM

THIS DOCUMENT AND ALL INFORMATION, DESIGN, CONCEPTS, DRAWINGS, DETAILS, SPECIFICATIONS & GENERAL NOTES CONTAINS HEREIN ARE THE EXCLUSIVE PROPERTY OF V ARCHITECTURE. IT SHALL NOT BE COREDOR TRANSMITTED IN ANY FORMS OR BY ANY MEAN ELECTRONIC INCLUDING RECORDING PHOTOCOPYING INFORMATION STORED & RETRIEVAL SYSTEMS. STRICTLY WITHOUT THE APPROPRIATE PRIOR WRITTEN PERMISSION OF V ARCHITECTURE. THESE DRAWINGS SHALL BE USED AS REFERENCE DOCUMENT WORKING INSTRUMENT ONLY BY AUTHORIZED PERSONNEL.

DESIGN CONSULTANTS

WIMBERLY INTERIORS

SEAL

OCT. 01,2021
F&R Construction Group,Inc

OWNER

F&R Construction Group, Inc.

EL CONQUISTADOR RESORT

PROJECT TITLE

EL CONQUISTADOR HOTEL
MAIN BUILDING RENOVATIONS

PROJECT ADDRESS

Conquistador Ave.
Fajardo, PR., 00738

KEY PLAN

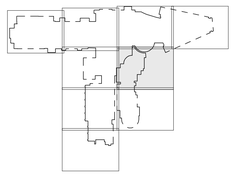

No.	Revisions / Submissions	Date
	PROGRESS SET 09.16.20	09.16.2020
	90% CONSTRUCTION DOCUMENTS	10.02.2020
	BELLA VISTA 100%CD	03.05.2021
8	BELLA VISTA REVISIONS	05.06.2021
	PERMIT SET	09.17.2021

DATE ISSUED:	03.03.2021
REVIEWED BY:	Checker
DRAWN BY:	Author
DESIGNED BY:	Designer
PROJECT NUMBER:	19.15

DRAWING TITLE

BELLA VISTA CAFE R.C.P

A,1 — BELLA VISTA CAFE FRAMING RCP
SCALE: 1/4" = 1'-0"

A,12 — BELLA VISTA CAFE RCP
SCALE: 1/4" = 1'-0"

DRAWING NO.
1A412

BELLA VISTA 100% CD

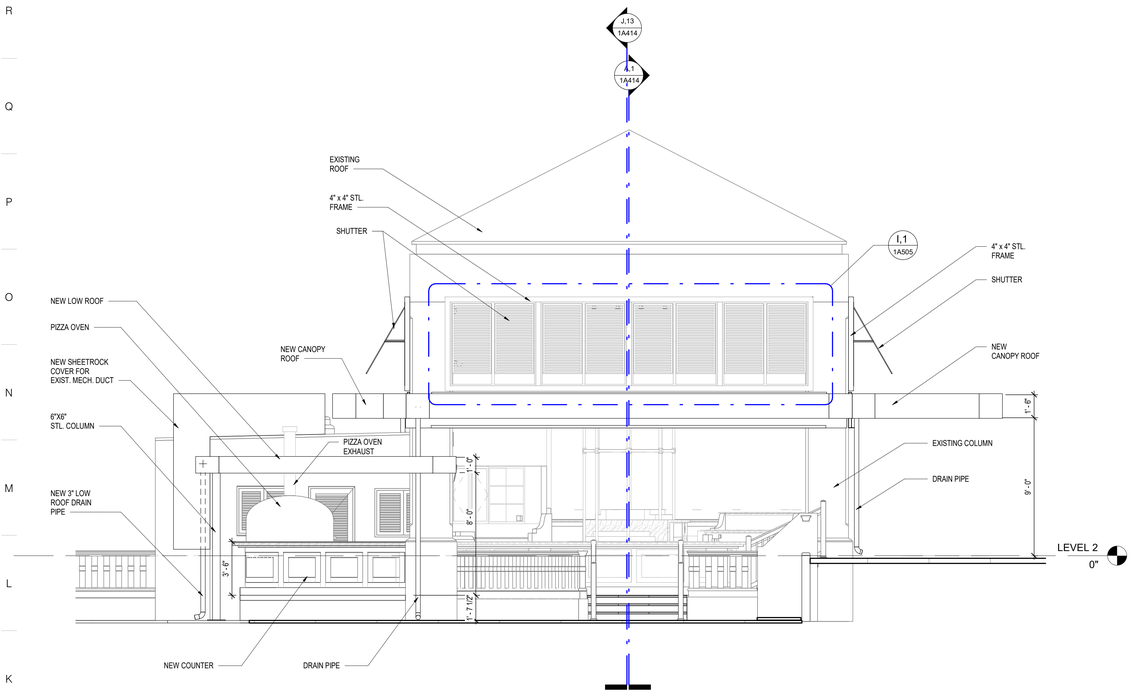

J,1

BELLA VISTA CAFE ELEV 1

SCALE: 1/4" = 1'-0"

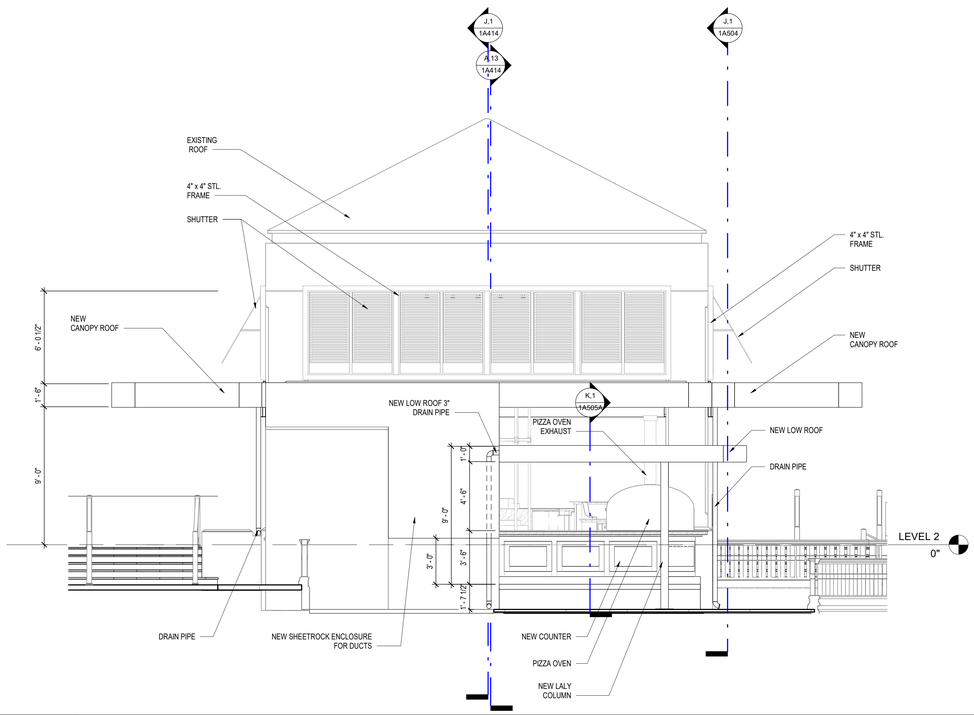

J,13

BELLA VISTA CAFE ELEV 3

SCALE: 1/4" = 1'-0"

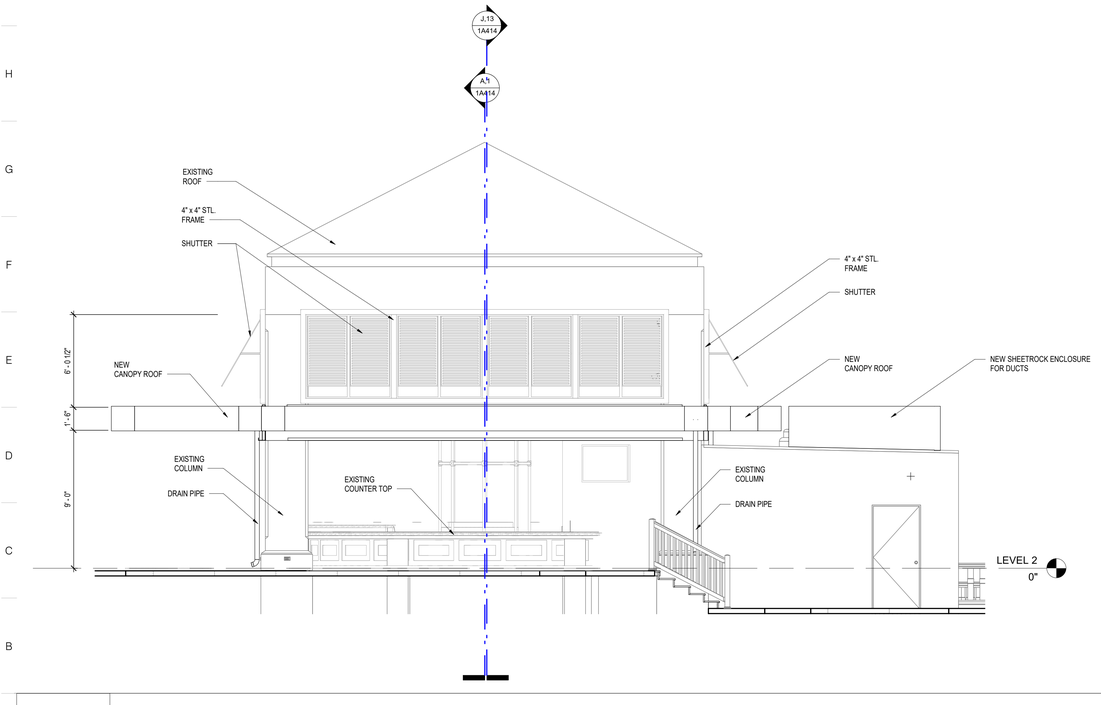

A,1

BELLA VISTA CAFE ELEV 2

SCALE: 1/4" = 1'-0"

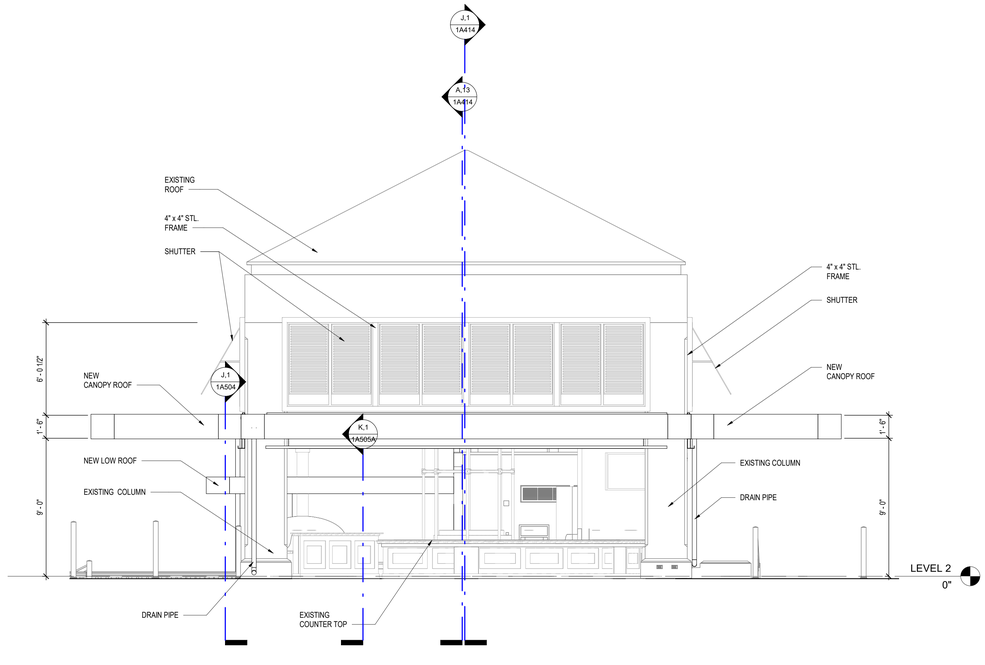

A,13

BELLA VISTA CAFE ELEV 4

SCALE: 1/4" = 1'-0"

V ARCHITECTURE

1701 Avenida Juan Ponce de León
Suite 206
San Juan, PR 00926-1985
787-622-3900
VARCHITECTURE.COM

THIS DOCUMENT AND ALL INFORMATION, DESIGN, CONCEPTS, DRAWINGS, DETAILS, SPECIFICATIONS & GENERAL NOTES CONTAINS HEREIN ARE THE EXCLUSIVE PROPERTY OF V ARCHITECTURE. IT SHALL NOT BE COPIEDOR TRANSMITTED IN ANY FORMS OR BY ANY MEAN ELECTRONIC INCLUDING RECORDING PHOTOCOPYING INFORMATION STORED & RETRIEVAL SYSTEMS, STRICTLY WITHOUT THE APPROPRIATE PRIOR WRITTEN PERMISSION OF V ARCHITECTURE. THESE DRAWINGS SHALL BE USED AS REFERENCE DOCUMENT WORKING INSTRUMENT ONLY BY AUTHORIZED PERSONNEL.

DESIGN CONSULTANTS

WIMBERLY INTERIORS

SEAL

OCT. 01,2021
F&R Construction Group,Inc

OWNER

F&R Construction Group, Inc.

EL CONQUISTADOR RESORT

PROJECT TITLE

EL CONQUISTADOR HOTEL
MAIN BUILDING RENOVATIONS

PROJECT ADDRESS

Conquistador Ave.
Fajardo, PR., 00738

KEY PLAN

No.	Revisions / Submissions	Date
	PROGRESS SET 09.16.20	09.16.2020
	90% CONSTRUCTION DOCUMENTS	10.02.2020
	BELLA VISTA 100%CD	03.05.2021
	PERMIT SET	09.17.2021

DATE ISSUED:	03.03.2021
REVIEWED BY:	Checker
DRAWN BY:	Author
DESIGNED BY:	Designer
PROJECT NUMBER:	19.15

DRAWING TITLE

BELLA VISTA CAFE ELEVATIONS

DRAWING NO.

1A413

BELLA VISTA 100% CD

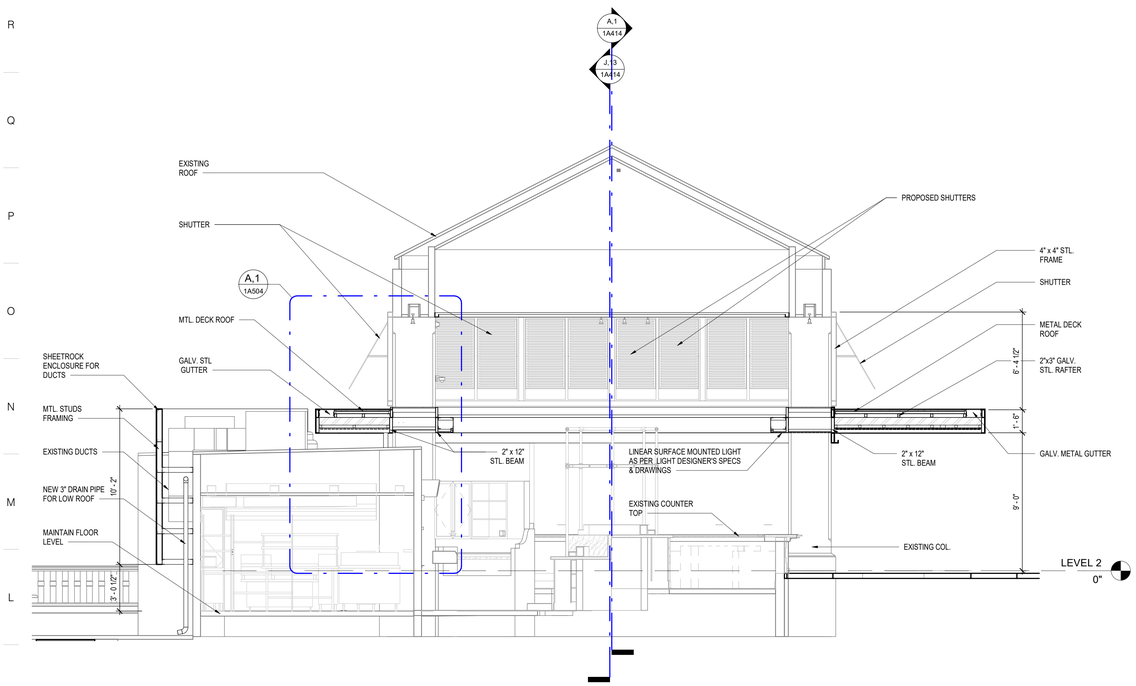

J,1

BELLA VISTA CAFE SECTION 1

SCALE: 1/4" = 1'-0"

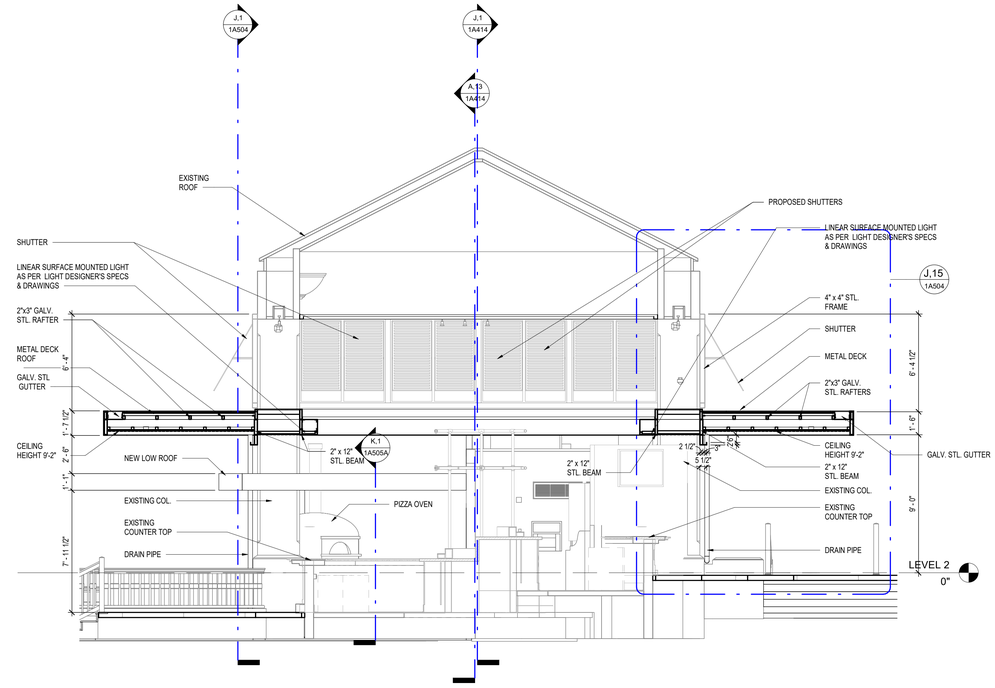

J,13

BELLA VISTA CAFE SECTION 3

SCALE: 1/4" = 1'-0"

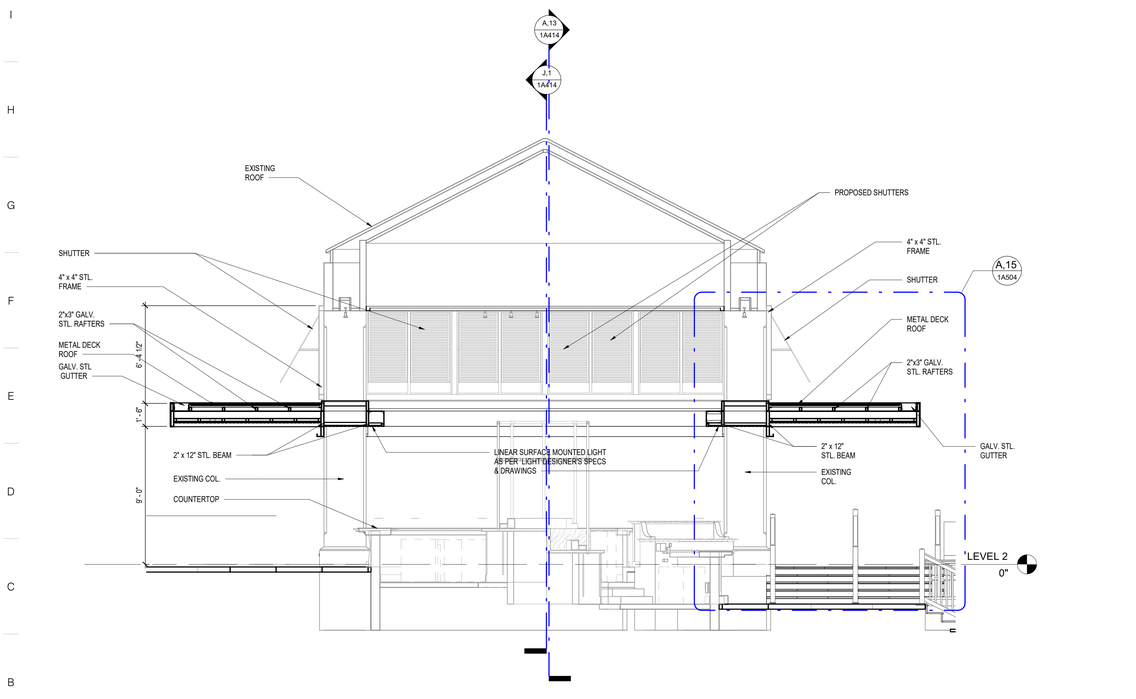

A,1

BELLA VISTA CAFE SECTION 2

SCALE: 1/4" = 1'-0"

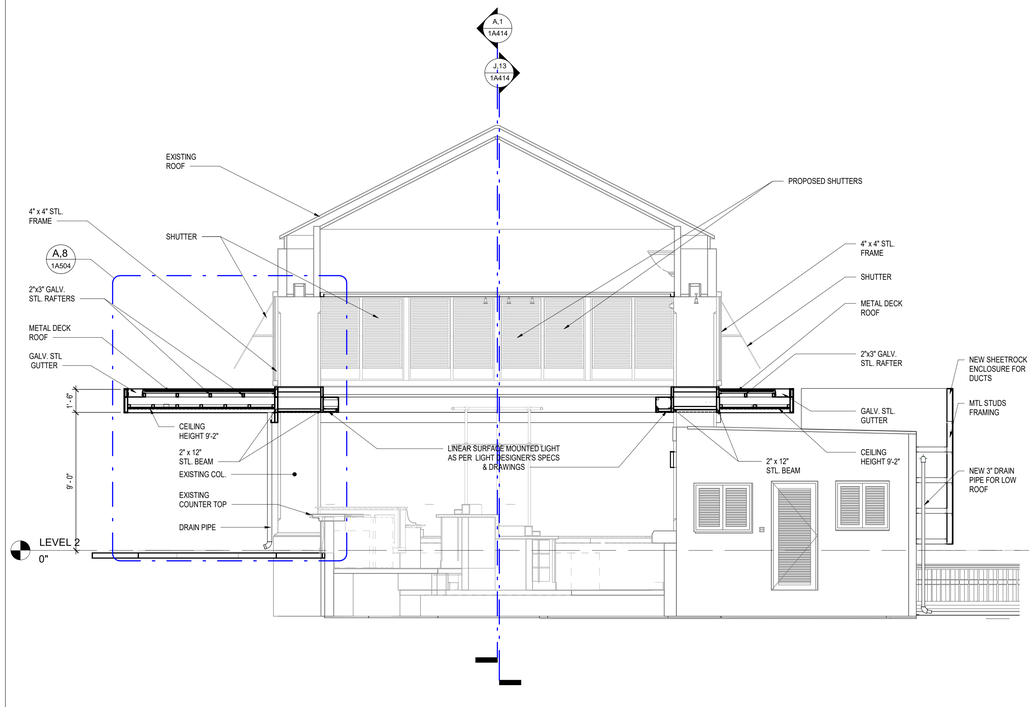

A,13

BELLA VISTA CAFE SECTION 4

SCALE: 1/4" = 1'-0"

V ARCHITECTURE

1701 Avenida Juan Ponce de León
Suite 206
San Juan, PR 00926-1985
787-622-3900
VARCHITECTURE.COM

THIS DOCUMENT AND ALL INFORMATION, DESIGN, CONCEPTS, DRAWINGS, DETAILS, SPECIFICATIONS & GENERAL NOTES CONTAINS HEREIN ARE THE EXCLUSIVE PROPERTY OF V ARCHITECTURE. IT SHALL NOT BE COREDOR TRANSMITTED IN ANY FORMS OR BY ANY MEAN ELECTRONIC INCLUDING RECORDING PHOTOCOPYING INFORMATION STORED & RETRIEVAL SYSTEMS. STRICTLY WITHOUT THE APPROPRIATE PRIOR WRITTEN PERMISSION OF V ARCHITECTURE. THESE DRAWINGS SHALL BE USED AS REFERENCE DOCUMENT WORKING INSTRUMENT ONLY BY AUTHORIZED PERSONNEL.

DESIGN CONSULTANTS

WIMBERLY INTERIORS

SEAL

OCT. 01,2021
F&R Construction Group,Inc

OWNER

F&R Construction Group, Inc.

EL CONQUISTADOR RESORT

PROJECT TITLE

EL CONQUISTADOR HOTEL
MAIN BUILDING RENOVATIONS

PROJECT ADDRESS

Conquistador Ave.
Fajardo, PR., 00738

KEY PLAN

No.	Revisions / Submissions	Date
	PROGRESS SET 09.16.20	09.16.2020
	90% CONSTRUCTION DOCUMENTS	10.02.2020
	BELLA VISTA 100%CD	03.05.2021
8	BELLA VISTA REVISIONS	05.06.2021
	PERMIT SET	09.17.2021

DATE ISSUED:	03.03.2021
REVIEWED BY:	Checker
DRAWN BY:	Author
DESIGNED BY:	Designer
PROJECT NUMBER:	19.15

DRAWING TITLE

BELLA VISTA CAFE SECTIONS

DRAWING NO.

1A414

BELLA VISTA 100% CD

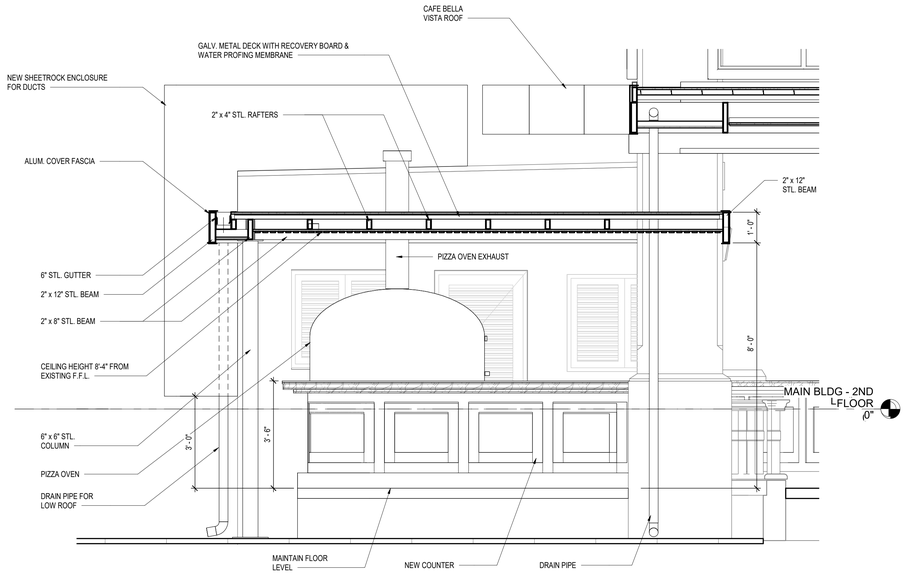

J,1

BELLA VISTA CAFE - WALL SECTION 5

SCALE: 1/2" = 1'-0"

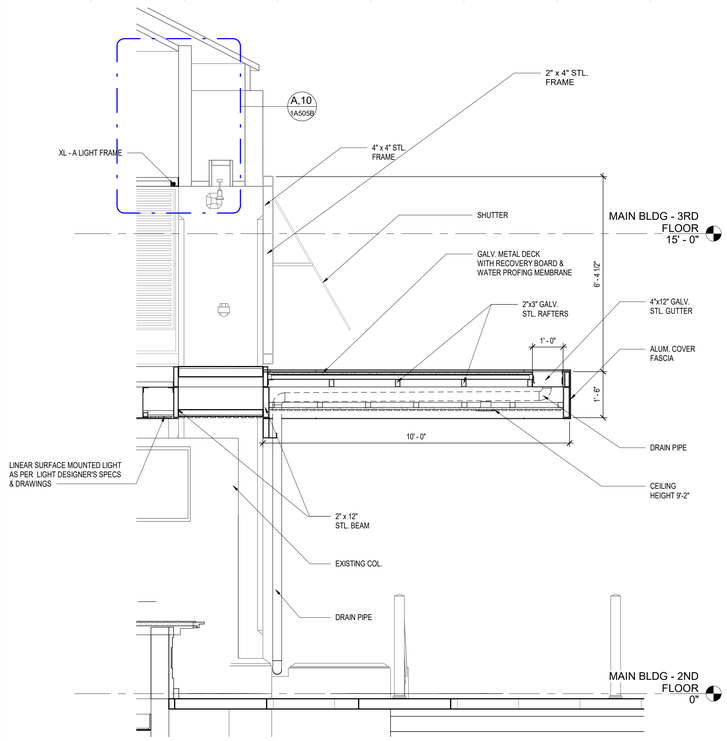

J,15

BELLA VISTA CAFE - WALL SECTION 4

SCALE: 1/2" = 1'-0"

V ARCHITECTURE

1701 Avenida Juan Ponce de León
Suite 206
San Juan, PR 00926-1985
787-622-3900
VARCHITECTURE.COM

THIS DOCUMENT AND ALL INFORMATION, DESIGN, CONCEPTS, DRAWINGS, DETAILS, SPECIFICATIONS & GENERAL NOTES CONTAINS HEREIN ARE THE EXCLUSIVE PROPERTY OF V ARCHITECTURE. IT SHALL NOT BE COREDOR TRANSMITTED IN ANY FORMS OR BY ANY MEAN ELECTRONIC INCLUDING RECORDING PHOTOCOPYING INFORMATION STORED & RETRIEVAL SYSTEMS. STRICTLY WITHOUT THE APPROPRIATE PRIOR WRITTEN PERMISSION OF V ARCHITECTURE. THESE DRAWINGS SHALL BE USED AS REFERENCE DOCUMENT WORKING INSTRUMENT ONLY BY AUTHORIZED PERSONNEL.

DESIGN CONSULTANTS

WIMBERLY INTERIORS

SEAL

OCT. 01,2021
F&R Construction Group,Inc

OWNER

F&R Construction Group, Inc.

EL CONQUISTADOR RESORT

PROJECT TITLE

EL CONQUISTADOR HOTEL
MAIN BUILDING RENOVATIONS

PROJECT ADDRESS

Conquistador Ave.
Fajardo, PR., 00738

KEY PLAN

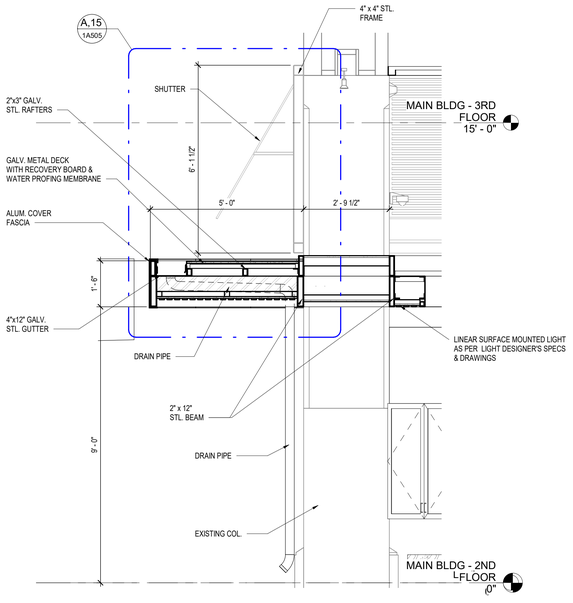

A,1

BELLA VISTA CAFE - WALL SECTION 1

SCALE: 1/2" = 1'-0"

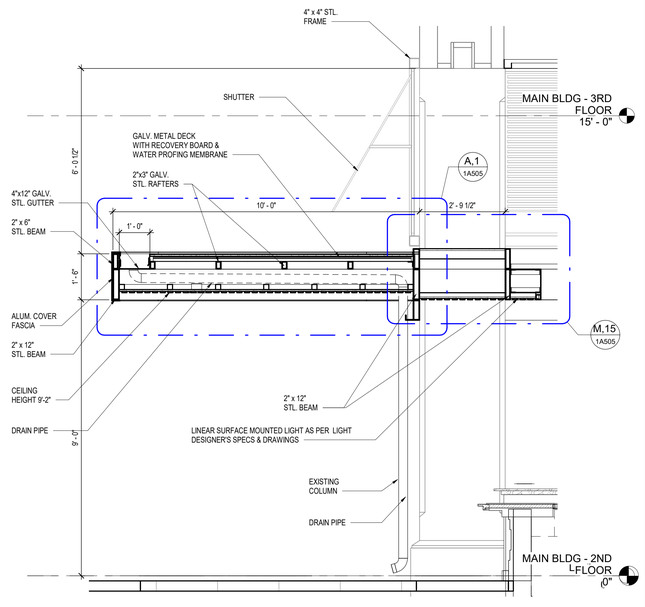

A,8

BELLA VISTA CAFE - WALL SECTION 2

SCALE: 1/2" = 1'-0"

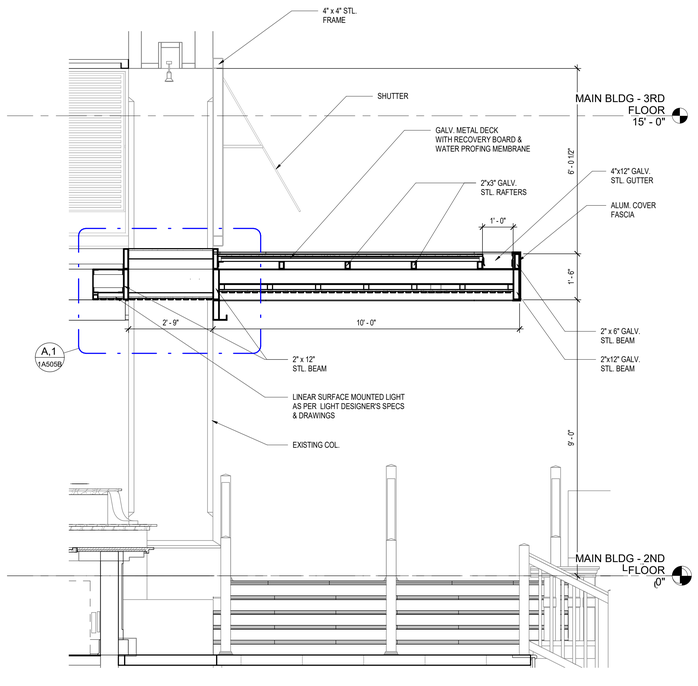

A,15

BELLA VISTA CAFE - WALL SECTION 3

SCALE: 1/2" = 1'-0"

No.	Revisions / Submissions	Date
	PROGRESS SET 09.16.20	09.16.2020
	90% CONSTRUCTION DOCUMENTS	10.02.2020
	BELLA VISTA 100%CD	03.05.2021
8	BELLA VISTA REVISIONS	05.06.2021
	PERMIT SET	09.17.2021

DATE ISSUED:	03.03.2021
REVIEWED BY:	Checker
DRAWN BY:	Author
DESIGNED BY:	Designer
PROJECT NUMBER:	19.15

DRAWING TITLE

BELLA VISTA CAFE WALL SECTIONS

DRAWING NO.

1A504

BELLA VISTA 100% CD

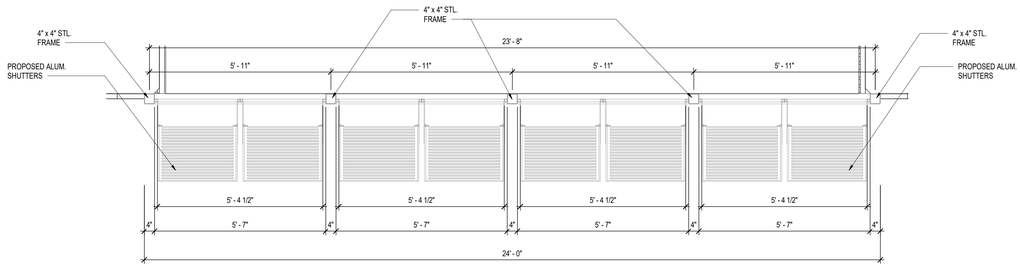

N,1 BELLA VISTA CAFE ELEV. 1 - SHUTTER PLAN

SCALE: 1/2" = 1'-0"

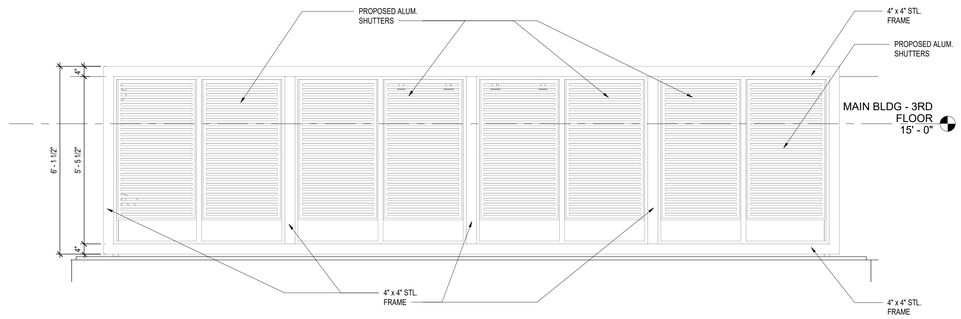

I,1 BELLA VISTA CAFE ELEV 1 - SHUTTER ELEV.

SCALE: 1/2" = 1'-0"

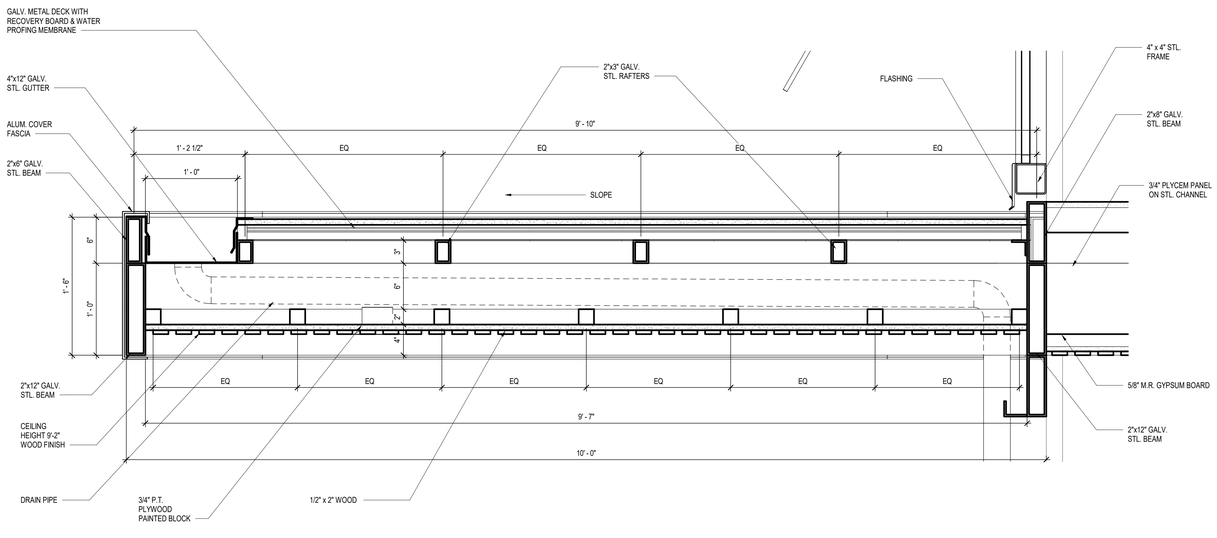

A,1 BELLA VISTA CAFE -DETAIL 2

SCALE: 1 1/2" = 1'-0"

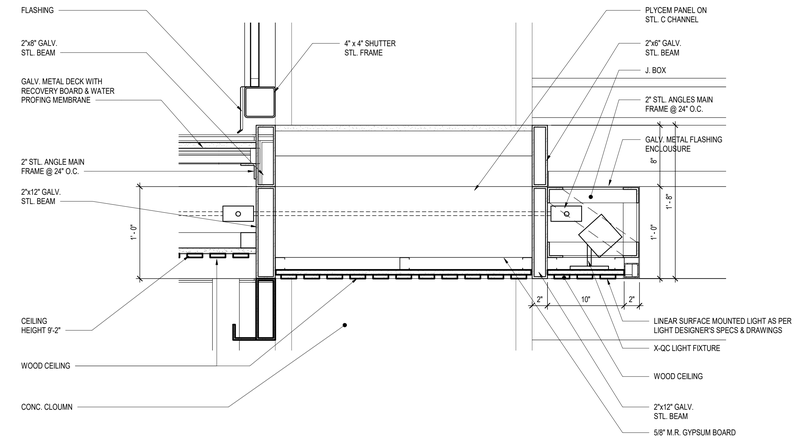

M,15 BELLA VISTA CAFE -DETAIL 1

SCALE: 1 1/2" = 1'-0"

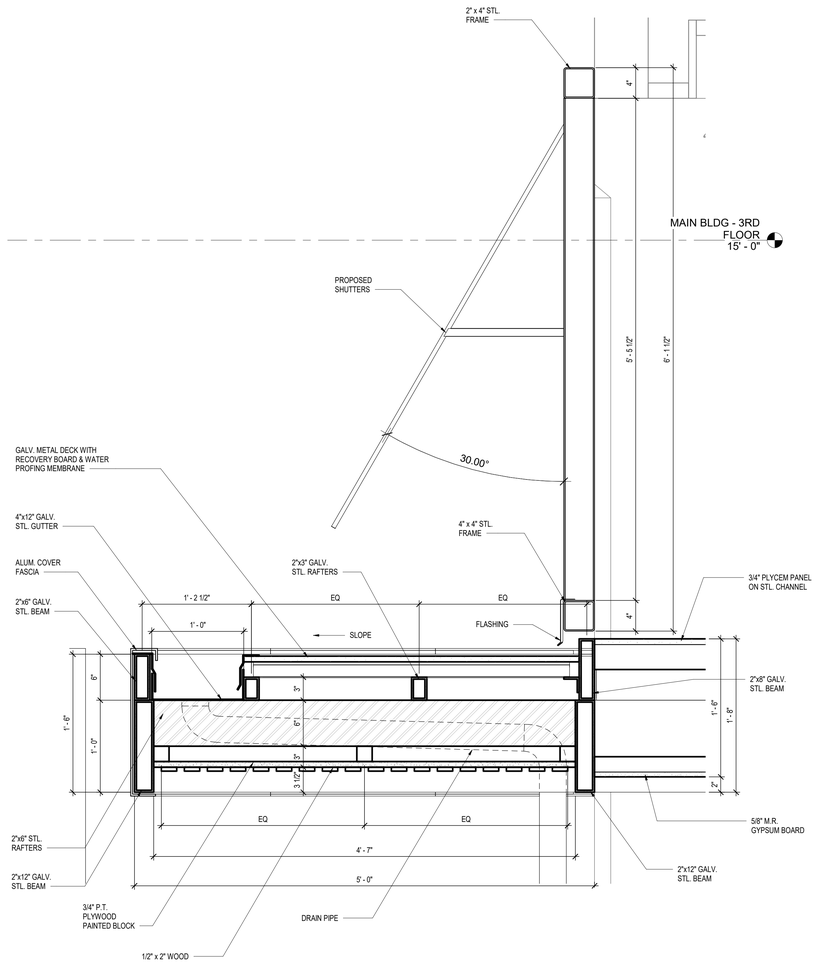

A,15 BELLA VISTA CAFE -DETAIL 3

SCALE: 1 1/2" = 1'-0"

V ARCHITECTURE
1701 Avenida Juan Ponce de León
Suite 206
San Juan, PR 00926-1985
787-622-3900
VARCHITECTURE.COM

THIS DOCUMENT AND ALL INFORMATION, DESIGN, CONCEPTS, DRAWINGS, DETAILS, SPECIFICATIONS & GENERAL NOTES CONTAINS HEREIN ARE THE EXCLUSIVE PROPERTY OF V ARCHITECTURE. IT SHALL NOT BE COPIEDOR TRANSMITTED IN ANY FORMS OR BY ANY MEAN ELECTRONIC INCLUDING RECORDING PHOTOCOPYING INFORMATION STORED & RETRIEVAL SYSTEMS, STRICTLY WITHOUT THE APPROPRIATE PRIOR WRITTEN PERMISSION OF V ARCHITECTURE. THESE DRAWINGS SHALL BE USED AS REFERENCE DOCUMENT WORKING INSTRUMENT ONLY BY AUTHORIZED PERSONNEL.

DESIGN CONSULTANTS

WIMBERLY INTERIORS

SEAL

OCT. 01,2021
F&R Construction Group,Inc

OWNER

F&R Construction Group, Inc.

EL CONQUISTADOR RESORT

PROJECT TITLE

EL CONQUISTADOR HOTEL
MAIN BUILDING RENOVATIONS

PROJECT ADDRESS

Conquistador Ave.
Fajardo, PR., 00738

KEY PLAN

No.	Revisions / Submissions	Date
	PROGRESS SET 09.16.20	09.16.2020
	90% CONSTRUCTION DOCUMENTS	10.02.2020
	BELLA VISTA 100%CD	03.05.2021
8	BELLA VISTA REVISIONS	05.06.2021
	PERMIT SET	09.17.2021

DATE ISSUED:	03.03.2021
REVIEWED BY:	Checker
DRAWN BY:	Author
DESIGNED BY:	Designer
PROJECT NUMBER:	19.15

DRAWING TITLE

BELLA VISTA CAFE DETAILS

DRAWING NO.

1A505

BELLA VISTA 100% CD

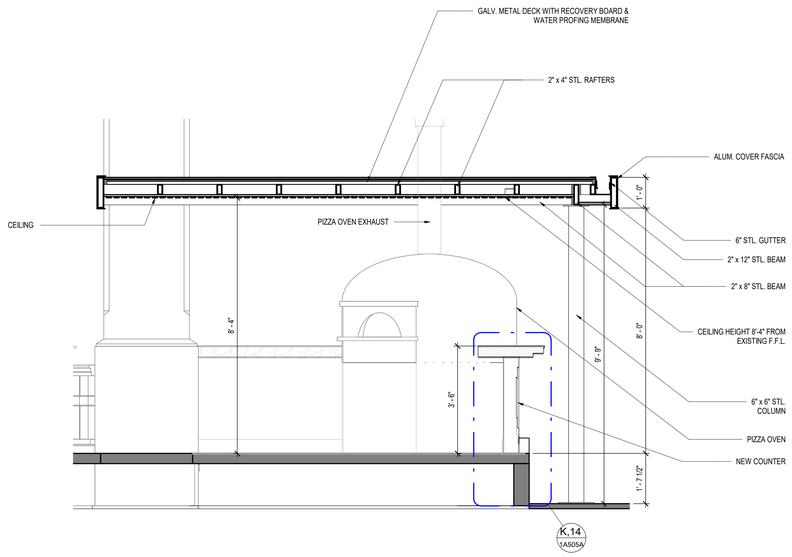

K,1 BELLA VISTA CAFE SECTION

SCALE: 1/2" = 1'-0"

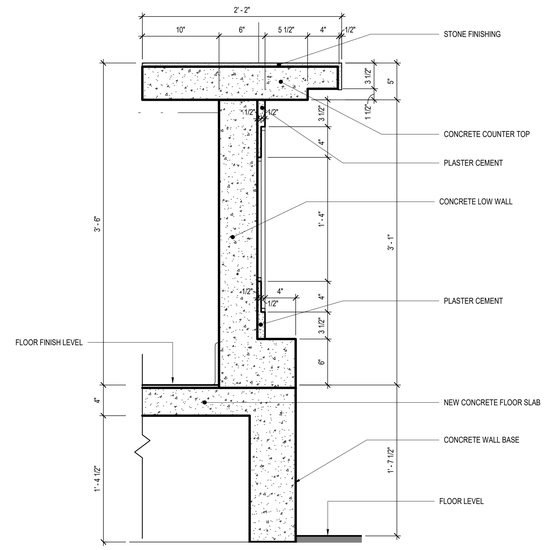

K,14 BELLA VISTA CAFE - WALL SECTION

SCALE: 1 1/2" = 1'-0"

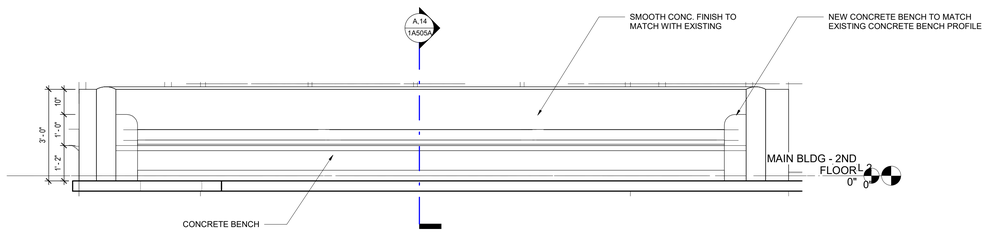

F,1 BELLA VISTA CAFE - BENCH ELEV. 1

SCALE: 1/2" = 1'-0"

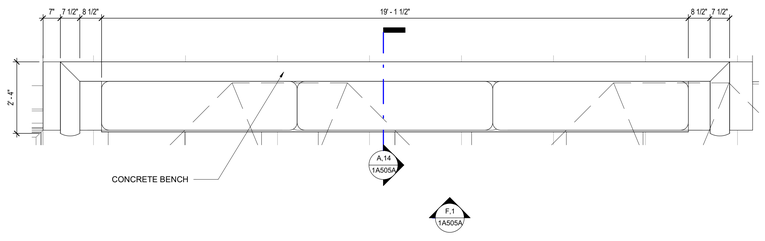

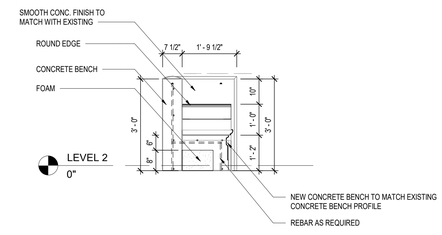

A,1 BELLA VISTA CAFE BENCH PLAN

SCALE: 1/2" = 1'-0"

A,14 BELLA VISTA CAFE - BENCH ELEV. 2

SCALE: 1/2" = 1'-0"

V ARCHITECTURE
1701 Avenida Juan Ponce de León
Suite 206
San Juan, PR 00926-1985
787-622-3900
VARCHITECTURE.COM

THIS DOCUMENT AND ALL INFORMATION, DESIGN, CONCEPTS, DRAWINGS, DETAILS, SPECIFICATIONS & GENERAL NOTES CONTAINS HEREIN ARE THE EXCLUSIVE PROPERTY OF V ARCHITECTURE. IT SHALL NOT BE COREDOR TRANSMITTED IN ANY FORMS OR BY ANY MEAN ELECTRONIC INCLUDING RECORDING PHOTOCOPYING INFORMATION STORED & RETRIEVAL SYSTEMS. STRICTLY WITHOUT THE APPROPRIATE PRIOR WRITTEN PERMISSION OF V ARCHITECTURE. THESE DRAWINGS SHALL BE USED AS REFERENCE DOCUMENT WORKING INSTRUMENT ONLY BY AUTHORIZED PERSONNEL.

DESIGN CONSULTANTS

WIMBERLY INTERIORS

SEAL

OCT. 01,2021
F&R Construction Group,Inc

OWNER

F&R Construction Group, Inc.

EL CONQUISTADOR RESORT

PROJECT TITLE

EL CONQUISTADOR HOTEL
MAIN BUILDING RENOVATIONS

PROJECT ADDRESS

Conquistador Ave.
Fajardo, PR., 00738

KEY PLAN

No.	Revisions / Submissions	Date
	BELLA VISTA 100%CD	03.05.2021
	PERMIT SET	09.17.2021

DATE ISSUED:	03.03.2021
REVIEWED BY:	Checker
DRAWN BY:	Author
DESIGNED BY:	Designer
PROJECT NUMBER:	19.15

DRAWING TITLE

BELLA VISTA CAFE DETAILS

DRAWING NO.

1A505A

BELLA VISTA 100% CD

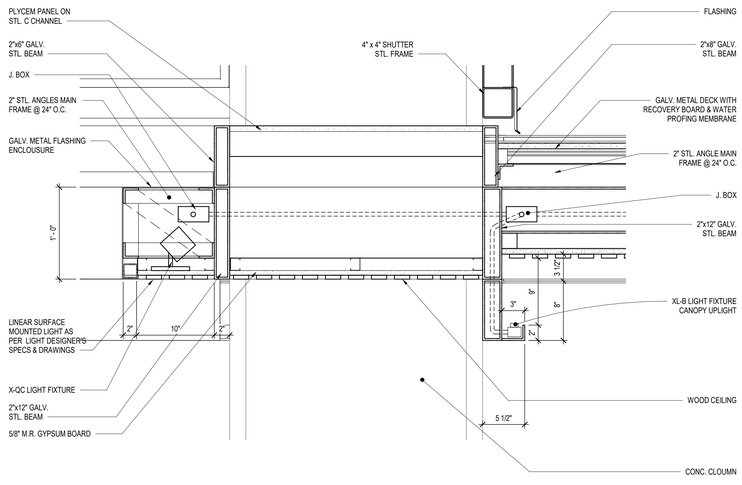

A,1

BUENA VISTA CAFE - WALL SECTION 3 - DETAIL D

SCALE: 1 1/2" = 1'-0"

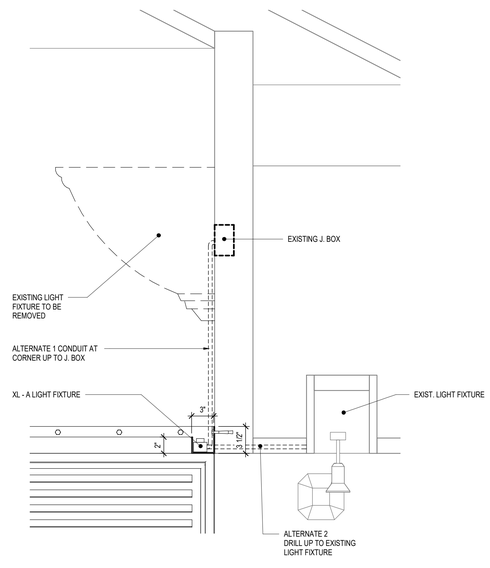

A,10

BUENA VISTA CAFE - WALL SECTION 4 - DETAIL E

SCALE: 1 1/2" = 1'-0"

V ARCHITECTURE
1701 Avenida Juan Ponce de León
Suite 206
San Juan, PR 00926-1985
787-622-3900
VARCHITECTURE.COM

THIS DOCUMENT AND ALL INFORMATION, DESIGN, CONCEPTS, DRAWINGS, DETAILS, SPECIFICATIONS & GENERAL NOTES CONTAINS HEREIN ARE THE EXCLUSIVE PROPERTY OF V ARCHITECTURE. IT SHALL NOT BE COPIEDOR TRANSMITTED IN ANY FORMS OR BY ANY MEAN ELECTRONIC INCLUDING RECORDING PHOTOCOPYING INFORMATION STORED & RETRIEVAL SYSTEMS. STRICTLY WITHOUT THE APPROPRIATE PRIOR WRITTEN PERMISSION OF V ARCHITECTURE. THESE DRAWINGS SHALL BE USED AS REFERENCE DOCUMENT WORKING INSTRUMENT ONLY BY AUTHORIZED PERSONNEL.

DESIGN CONSULTANTS

WIMBERLY INTERIORS

SEAL

OCT. 01,2021
F&R Construction Group,Inc

OWNER

F&R Construction Group, Inc.

EL CONQUISTADOR RESORT

PROJECT TITLE

EL CONQUISTADOR HOTEL
MAIN BUILDING RENOVATIONS

PROJECT ADDRESS

Conquistador Ave.
Fajardo, PR., 00738

KEY PLAN

No.	Revisions / Submissions	Date
8	BELLA VISTA REVISIONS	05.06.2021
	PERMIT SET	09.17.2021

DATE ISSUED:	03.03.2021
REVIEWED BY:	Checker
DRAWN BY:	Author
DESIGNED BY:	Designer
PROJECT NUMBER:	19.15

DRAWING TITLE

BELLA VISTA CAFE LIGHTING DETAILS

DRAWING NO.

1A505B

BELLA VISTA 100% CD

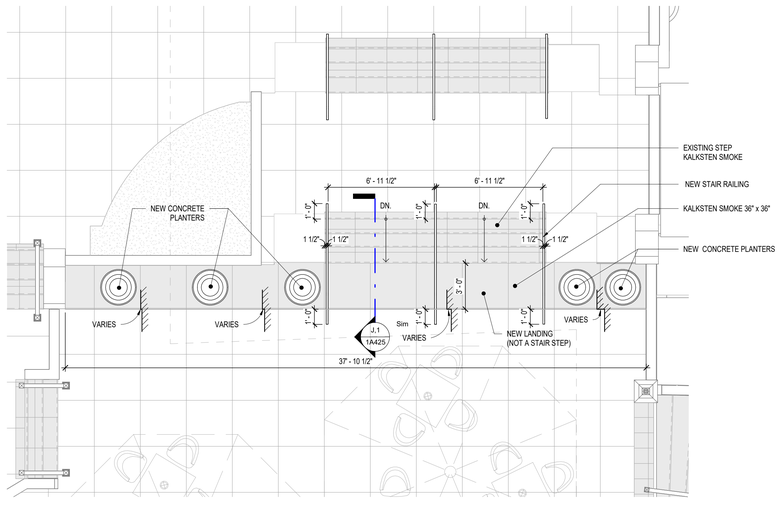

SCALE: 1/4" = 1'-0"

A,1 NEW TOPPING LEVELS STEP ENLARGED PLAN

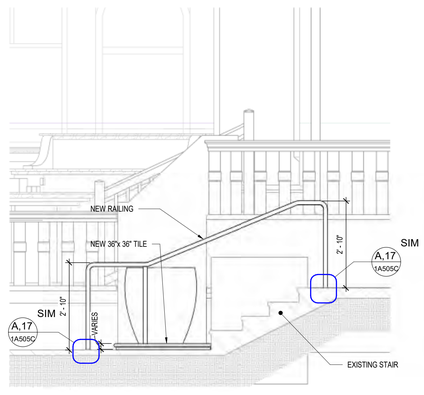

SCALE: 1/2" = 1'-0"

A,12 NEW TOPPING LEVELS STE SECTION 1

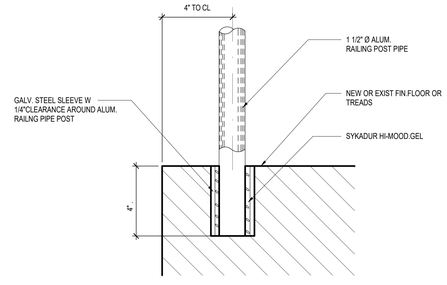

SCALE: 1/2" = 1'-0"

A,17 TYPICAL RAILING ANCHORING DETAIL

V ARCHITECTURE

1701 Avenida Juan Ponce de León
Suite 206
San Juan, PR 00926-1985
787-622-3900
VARCHITECTURE.COM

THIS DOCUMENT AND ALL INFORMATION, DESIGN, CONCEPTS, DRAWINGS, DETAILS, SPECIFICATIONS & GENERAL NOTES CONTAINS HEREIN ARE THE EXCLUSIVE PROPERTY OF V ARCHITECTURE. IT SHALL NOT BE COPIEDOR TRANSMITTED IN ANY FORMS OR BY ANY MEAN ELECTRONIC INCLUDING RECORDING PHOTOCOPYING INFORMATION STORED & RETRIEVAL SYSTEMS. STRICTLY WITHOUT THE APPROPRIATE PRIOR WRITTEN PERMISSION OF V ARCHITECTURE. THESE DRAWINGS SHALL BE USED AS REFERENCE DOCUMENT WORKING INSTRUMENT ONLY BY AUTHORIZED PERSONNEL.

DESIGN CONSULTANTS

WIMBERLY INTERIORS

SEAL

OCT. 01,2021
F&R Construction Group,Inc

OWNER

F&R Construction Group, Inc.

EL CONQUISTADOR RESORT

PROJECT TITLE

EL CONQUISTADOR HOTEL
MAIN BUILDING RENOVATIONS

PROJECT ADDRESS

Conquistador Ave.
Fajardo, PR., 00738

KEY PLAN

No.	Revisions / Submissions	Date
8	BELLA VISTA REVISIONS	05.06.2021
	PERMIT SET	09.17.2021

DATE ISSUED:	03.03.2021
REVIEWED BY:	Checker
DRAWN BY:	Author
DESIGNED BY:	Designer
PROJECT NUMBER:	19.15

DRAWING TITLE

BELLA VISTA CAFE STAIR DETAILS

DRAWING NO.

1A505C

BELLA VISTA 100% CD

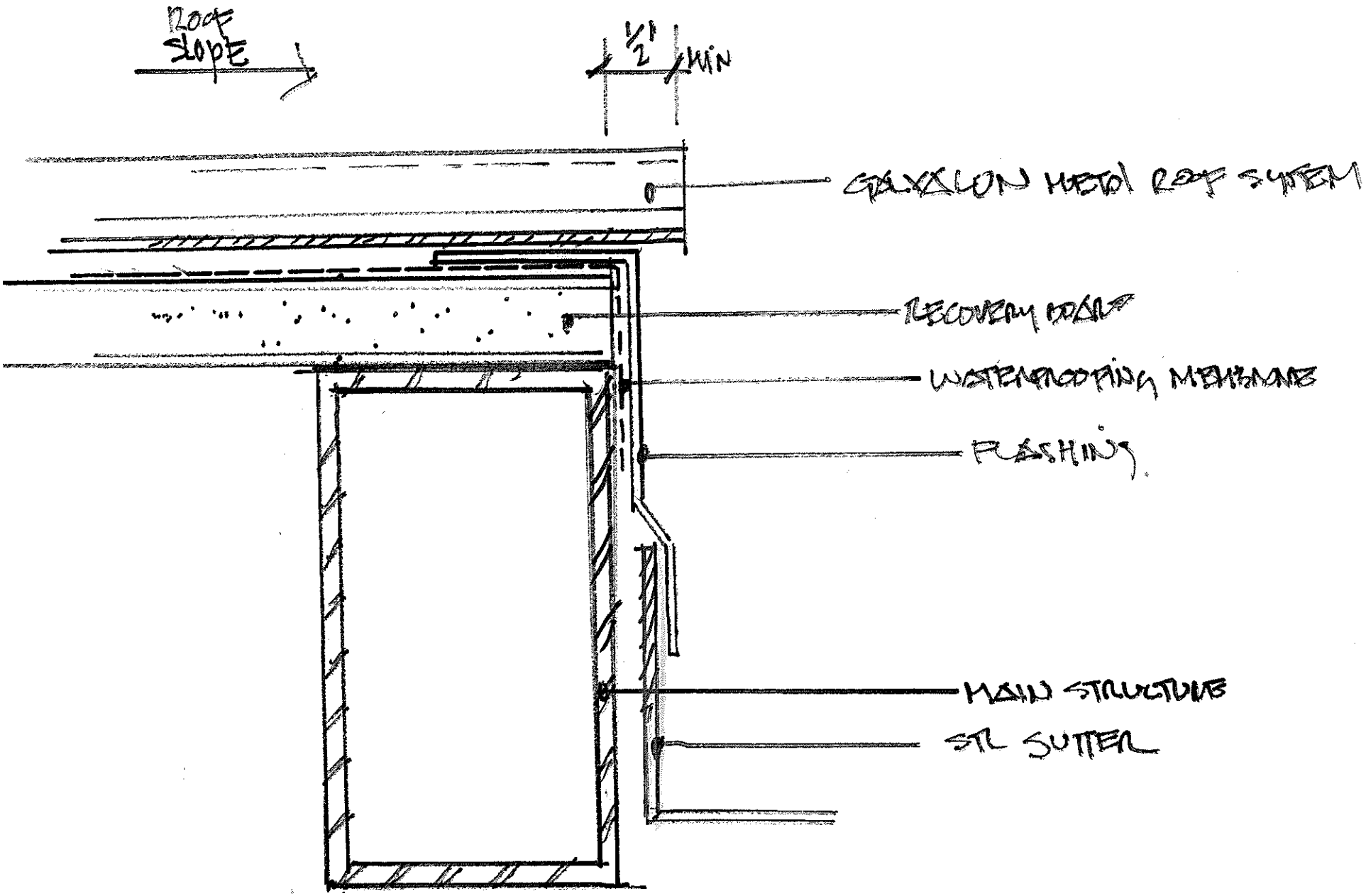

TYPICAL GUTTER DETAIL

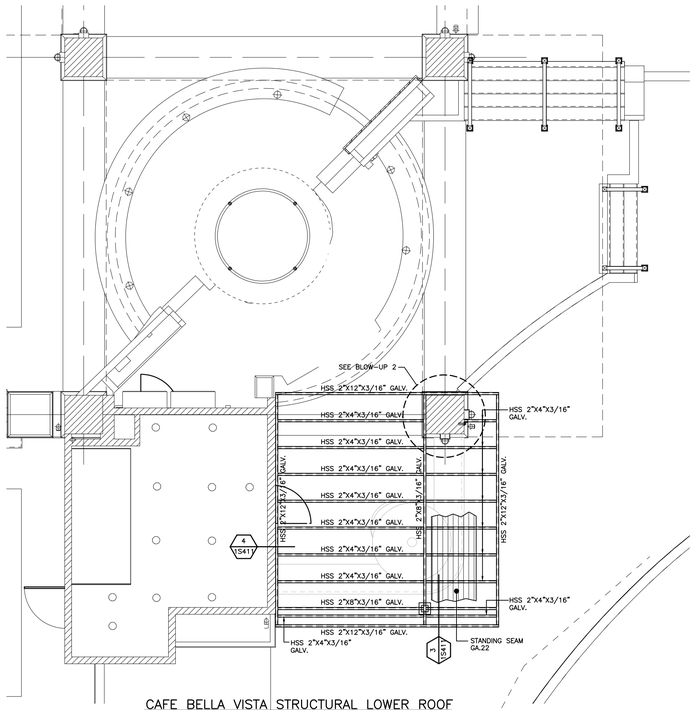

CAFE BELLA VISTA STRUCTURAL LOWER ROOF
SCALE: 1/4"=1'-0"

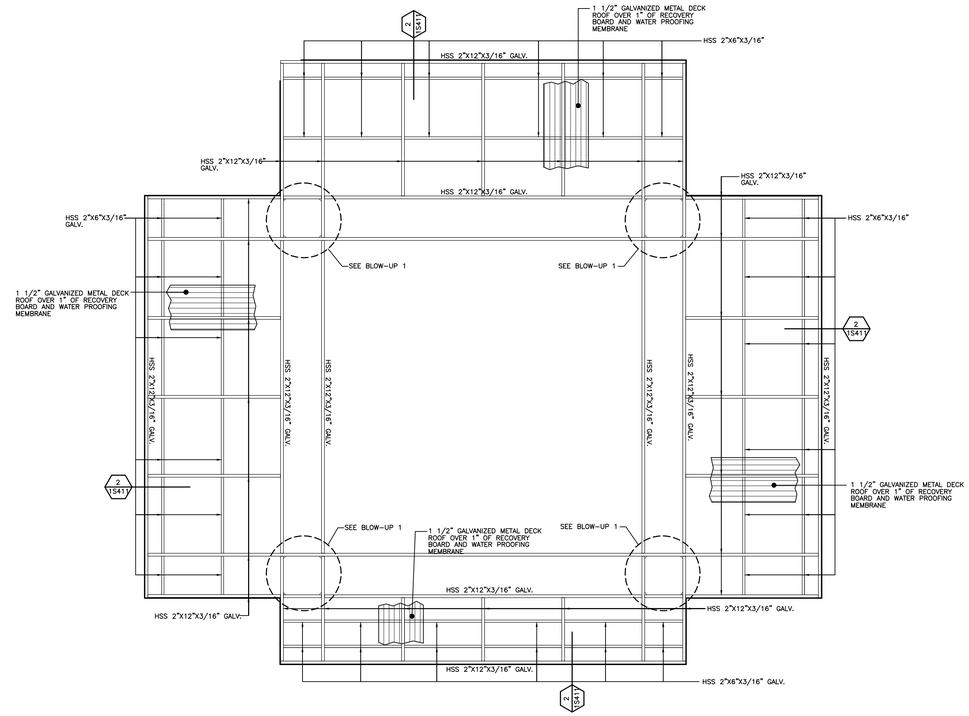

CAFE BELLA VISTA STRUCTURAL ROOF PLAN
SCALE: 1/4"=1'-0"

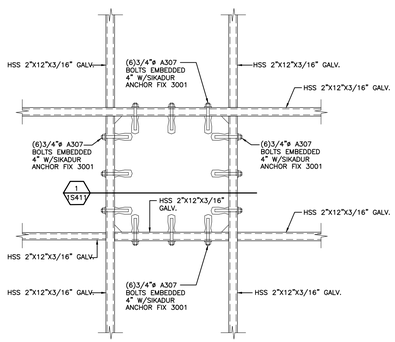

BLOW-UP 1
SCALE: 3/4"=1'-0"

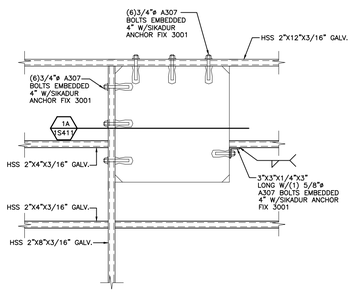

BLOW-UP 2
SCALE: 3/4"=1'-0"

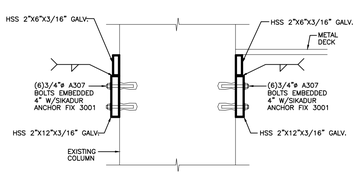

SECTION MK'D. 1
SCALE: 3/4"=1'-0" 1S411

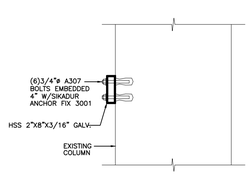

SECTION MK'D. 1A
SCALE: 3/4"=1'-0" 1S411

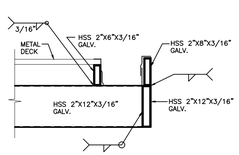

SECTION MK'D. 2
SCALE: 3/4"=1'-0" 1S411

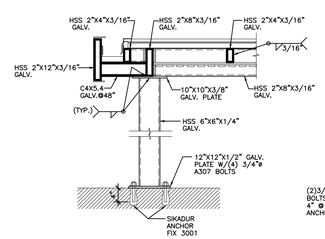

SECTION MK'D. 3
SCALE: 3/4"=1'-0" 1S411

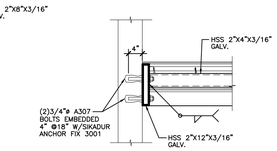

SECTION MK'D. 4
SCALE: 3/4"=1'-0" 1S411

OCT. 01,2021
F&R Construction Group,Inc

V ARCHITECTURE
1701 Avenida Juan Ponce de León
Suite 206
San Juan, PR 00926-1985
787-622-3900
VARCHITECTURE.COM

THIS DOCUMENT AND ALL INFORMATION: DESIGN, CONCEPTS, DRAWINGS, DETAILS, SPECIFICATIONS & GENERAL NOTES CONTAINS HEREIN ARE THE EXCLUSIVE PROPERTY OF V ARCHITECTURE. IT SHALL NOT BE COPIED/OR TRANSMITTED IN ANY FORMS OR BY ANY MEAN ELECTRONIC INCLUDING PHOTOCOPYING, RECORDING OR ANY INFORMATION STORAGE AND RETRIEVAL STRICTLY WITHOUT THE APPROPRIATE PRIOR WRITTEN PERMISSION OF V ARCHITECTURE. THESE DRAWINGS SHALL BE USED AS REFERENCE DOCUMENT WORKING INSTRUMENT ONLY BY AUTHORIZED PERSONNEL.

DESIGN CONSULTANTS

V-000 © Copyright Sun Rib Graphic Server Artists Sabrina Vega-Rodríguez 787-306 5.00 MAHAMAHA-2000 Microsoft Office Pro Office 2000 Sabrina VEGA-R

SEAL

OWNER

F&R Construction Group, Inc.

EL CONQUISTADOR RESORT

PROJECT TITLE

EL CONQUISTADOR HOTEL
MAIN BUILDING RENOVATIONS

PROJECT ADDRESS

Conquistador Ave.
Fajardo, PR., 00738

KEY PLAN

Yo, Joaquín de Marí Monserrate, INGENIERO Estructural, LICENCIA 21268, certifico que soy el profesional que diseñó la estructura, en estos planos y las especificaciones correspondientes, y que bajo mi leal y mejor conocimiento, los mismos cumplen con las disposiciones aplicables del Reglamento Conjunto y las disposiciones aplicables de los Reglamentos y Códigos de Construcción Vigentes de las Agencias, Juntas Reglamentadoras o Corporaciones Públicas con jurisdicción. Certifico, además, que en la preparación de estos planos y especificaciones se ha cumplido cabalmente con lo dispuesto en la Ley 14-2004, según enmendada, conocida como la *Ley para la Inversión por la Industria Puertorriqueña* y con la Ley Núm. 319 de 15 de mayo de 1938, según enmendada, 23 LPRA sec. 71 et seq., y la Ley Núm. 96 de 26 de junio de 1964, según aplique. Reconozco que cualquier declaración falsa o falsificación de los hechos que se haya producido por desconocimiento o por negligencia ya sea por mí, mis agentes o empleados, o por otras personas con mi conocimiento, me hacen responsable de cualquier acción judicial y disciplinaria por la OGPE.

No.	Revisions / Submissions	Date
5	PROGRESS SET 09.16.20	09.16.2020
6	100% CD	04.14.2021
7	PERMIT SET	09.17.2021

DATE ISSUED:	09.16.2020
REVIEWED BY:	Checker
DRAWN BY:	Author
DESIGNED BY:	Designer
PROJECT NUMBER:	19.15

DRAWING TITLE

BELLA VISTA CAFE STRUCTURAL
ROOF PLAN

DRAWING NO.

1S411

PROGRESS SIET 09.16.20

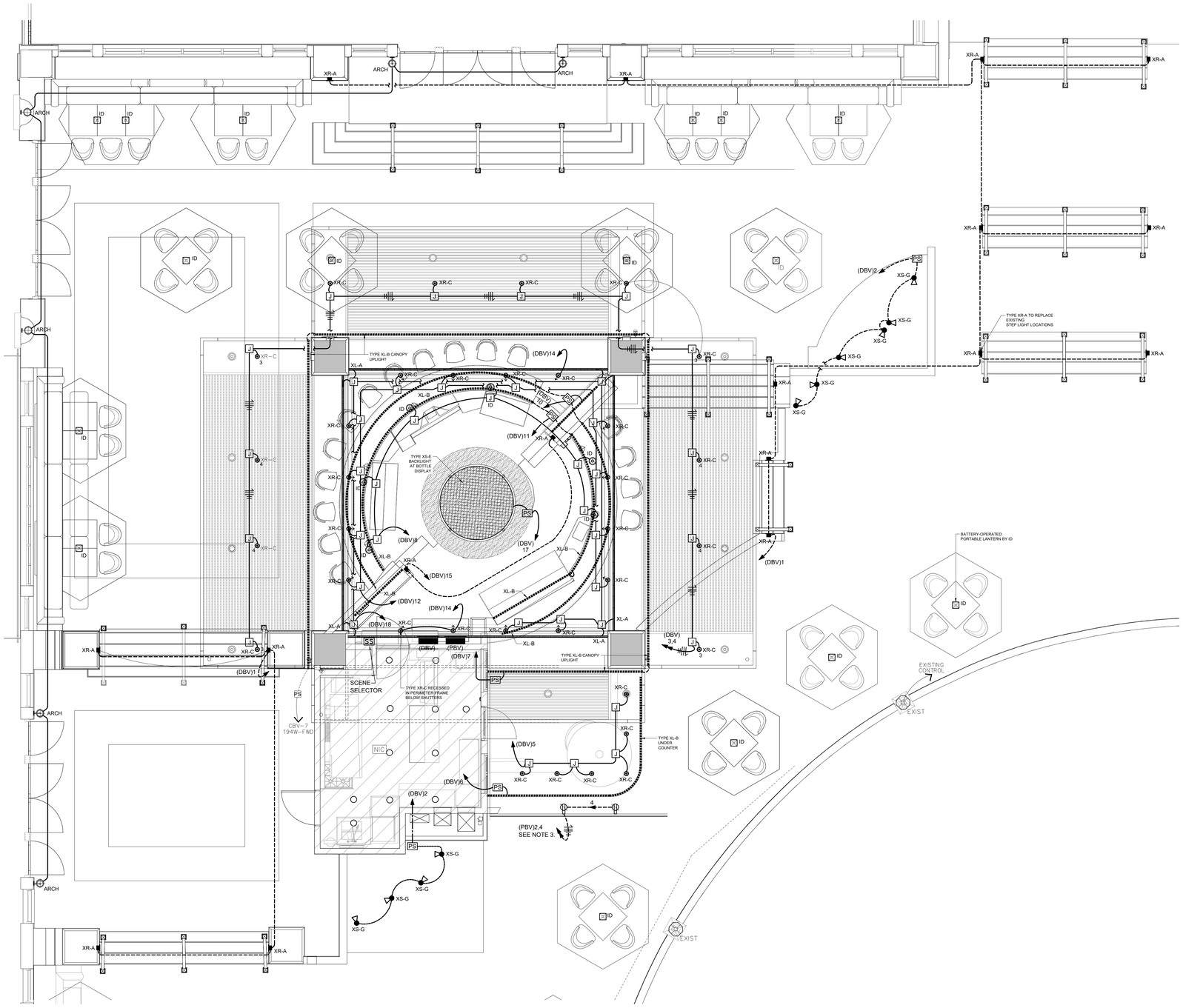

1 BELLA VISTA CAFE LIGHTING CONTROL PLAN

SCALE: 1/4" = 1'-0"

NOTE:

1-FOR LIGHTING FIXTURES SPECIFICATIONS REFER TO ARCHITECTURAL & INTERIOR DESIGNER DRAWINGS.

OCT. 01,2021

F&R Construction Group,Inc

V ARCHITECTURE

1701 Avenida Juan Ponce de León
Suite 206
San Juan, PR 00926-1985
787-622-3900
VARCHITECTURE.COM

THIS DOCUMENT AND ALL INFORMATION, DESIGN, CONCEPTS, DRAWINGS, DETAILS, SPECIFICATIONS & GENERAL NOTES CONTAINS HEREIN ARE THE EXCLUSIVE PROPERTY OF V ARCHITECTURE. IT SHALL NOT BE COPIEDOR TRANSMITTED IN ANY FORMS OR BY ANY MEAN ELECTRONIC INCLUDING RECORDING PHOTOCOPYING INFORMATION STORED & RETRIEVAL SYSTEMS, STRICTLY WITHOUT THE APPROPRIATE PRIOR WRITTEN PERMISSION OF V ARCHITECTURE. THESE DRAWINGS SHALL BE USED AS REFERENCE DOCUMENT WORKING INSTRUMENT ONLY BY AUTHORIZED PERSONNEL.

DESIGN CONSULTANTS

SEAL

JRR
JUAN R. REQUENA & ASSOCIATES
ELECTRICAL ENGINEERS
P. O. BOX 1587 NATO REY, PUERTO RICO 00919

designed: A.LAZARO lic.: 11483

draftman: C.SANTIAGO lic.: 0388

This drawing is not authorized to be released for contract until fully approved by Architect, Owner and all corresponding Government Agencies including P.R.E.P.A. and Telephone Company.

OWNER

F&R Construction Group, Inc.

EL CONQUISTADOR RESORT

PROJECT TITLE

EL CONQUISTADOR HOTEL
MAIN BUILDING RENOVATIONS

PROJECT ADDRESS

Conquistador Ave.
Fajardo, PR., 00738

KEY PLAN

No.	Revisions / Submissions	Date
1	100% CD Revisions	04.05.2021
2	LIGHTS REVISED	06.15.2021

DATE ISSUED:	06.15.2021
REVIEWED BY:	Checker
DRAWN BY:	Author
DESIGNED BY:	Designer
PROJECT NUMBER:	19.15

DRAWING TITLE

MAIN BUILDING
BELLA VISTA CAFE
LIGHTING PLAN

DRAWING NO.

E-401

A,1

SCALE: 3/32" = 1'-0"

90% CONSTRUCTION DOCUMENTS

NOTES:

1-PVC CONDUIT SHALL BE USED EXCEPT WHERE NOT ALLOWED BY N.E.C. OR UNLESS OTHERWISE INDICATED, 3/4" IPS MINIMUM SIZE. OUTDOOR CONDUIT SHALL BE PVC SCH 40.
2-PVC FITTINGS SHALL BE CONCRETE TIGHT.
3-THHN COPPER WIRE SHALL BE USED UNLESS OTHERWISE INDICATED, #12 A.W.G. MINIMUM SIZE.
4-WIRING DEVICES AND PLATES SHALL BE WHITE COLORED, LUTRON DECORA TYPE, SPECIFICATION GRADE.
5-ELECTRICAL INSTALLATION SHALL BE DONE IN STRICT ACCORDANCE WITH N.E.C. AND P.R.E.P.A. REGULATIONS, APPLICABLE EDITION.
6-INSTALLATION DETAILS ARE ILLUSTRATIVE AND SHOULD NOT BE USED WITHOUT VERIFYING JOB SITE CONDITIONS, CONTRACTOR SHALL SUBMIT SHOP DRAWINGS SHOWING ANY DEVIATION THEREFROM.
7-DIMENSIONS, QUANTITY AND LOCATION OF JUNCTION OR PULL BOXES SHALL BE REVISED BY ELECTRICAL CONTRACTOR ACCORDING TO ACTUAL FIELD CONDITIONS TO SECURE AT LEAST PERMISSIBLE MINIMUM CABLE BENDING RADIUS AND THE MAXIMUM PERMISIBLE PULLING TENSION. THERE SHALL NOT BE MORE THE EQUIVALENT OF FOUR (4) QUARTER BENDS (360° TOTAL) BETWEEN CABLE PULL POINTS.
8-ALL CONVENIENCE RECEPTACLES SHALL HAVE A #12 GREEN JUMPER BETWEEN RECEPTACLE GROUNDING SCREW AND THE OUTLET BOX GROUNDING SCREW.
9-CONNECTIONS IN WIREWAYS SHALL BE MADE BY USE OF COMPRESSION CONNECTORS AS MANUFACTURED BY THOMAS & BETTS.
10-RACEWAY SHALL BE PROVIDED WITH APPROVED EXPANSION FITTINGS WHERE CROSSINGS BUILDING EXPANSION JOINT.
11-ELECTRICAL CONTRACTOR SHALL PROVIDE POWER & CONNECT ALL EQUIPMENT FURNISHED UNDER OTHER SECTION OF THE SPECIFICATIONS. FINAL CONNECTION SHALL BE DONE UNDER THE SUPERVISION OF THE RESPECTIVE CONTRACTORS.
12-INSTALLATION SHALL BE DONE IN STRICT ACCORDANCE WITH MANUFACTURER'S RECOMMENDATION.
13-CONTRACTOR SHALL FURNISH AND INSTALL ALL MATERIALS AND/OR EQUIPMENT REQUIRED FOR A COMPLETE WORKING SYSTEM.
14-ALL CONDUIT IN DIRECT CONTACT WITH EARTH SHALL BE PVC SCH.40 PROVIDE WITH A GROUNDING CONDUCTORS AS PER N.E.C.
15-ALL PANELBOARDS SHALL BE UL LABELED WITH BOLT-ON TYPE CIRCUIT BREAKERS. FINAL LOCATION OF PANELBOARDS MAY VARY IN ACOORDANCE TO FIELD CONDITIONS. CONTRACTOR SHALL PREPARE SHOP DRAWING PRIOR TO FINAL EQUIPMENT INSTALLATION.
16-CONTRACTOR SHALL BALANCE ALL LOADS.
17-ROUTE OF CONDUITS SHOWN IN LAY-OUT IS SCHEMATIC AND INTENDED ONLY TO INDICATE INTERCONNECTIONS BETWEEN OUTLETS. EXACT ROUTING SHALL BE DETERMINED WITH STRUCTURAL CONDITIONS.
18-CONTRACTOR SHALL COORDINATE WITH OTHER TRADES FOR ALL UNDERGROUND PIPES, CONDUITS AND PULL BOXES.
19-COORDINATE LOCATION OF CEILING MOUNTED EQUIPMENT WITH ARCHITECTURAL PLUMBING, FIRE PROTECTION, MECHANICAL, AND ELECTRICAL EQUIPMENT INSTALLED IN OR ON THE CEILING. LOCATE EQUIPMENT PROVIDED UNDER DIVISION 17 FOR SYMMETRICAL LAYOUT WITH OTHER EQUIPMENT IN OR ON CEILING. COORDINATE ALL DEVICES, AND LUMINAIRES WITH ARCHITECTURAL REFLECTED CEILING PLAN.
20-ALL RECESSED LIGHTING FIXTURE SHALL BE MOUNTED AS PER N.E.C. 410-16C AND TO COMPLY WITH "REGLAMENTO DE CONSTRUCCION DE LA JUNTA DE PLANIFICACION".
21-THIS DRAWINGS ARE A SCHEMATIC REPRESENTATION OF THE WORK TO BE PERFORMED. CONTRACTOR SHALL NOT RUN CONDUITS THRU ANY FIRE RATED CHASE, WALL, SLAB, OR BARRIER. IF A CONDUIT OR J.BOX IS INSTALLED ANY PENETRATION IN OR THRU FIRE RATED BARRIER, WALLS, CHASE, FLOORS, CEILING SLABS OR ANY CONDUITS PASSING FROM ONE LEVEL TO ANOTHER THRU THE FLOOR OR CEILING SLABS SHALL BE SEALED ACCORDINGLY TO IN ORDER TO MAINTAIN THE FIRE RESISTANT RATING OF THE OF THE WALL, SLAB, ENCLOSURE OR ASSEMBLY. RACEWAY PENETRATIONS THROUGH FIRE RATED PARTITIONS, CEILINGS, SLABS, AND SIMILAR COMPONENTS SHALL BE SEALED WITH FM & UL LISTED FIRE RETARDANT STOPS, FITTINGS, SEALING COMPOUNDS AND SLEEVES. FIRE STOP BARRIERS SHALL BE RATED BASED ON THE AFFECTED ASSEMBLY FIRE RATING. FIELD COORDINATE WITH ARCHITECTURAL, MECHANICAL STRUCTURAL PLANS AND UTILITY FOR EXACT RATING AND LOCATION OF FIRE RATED PARTITIONS.
22-FOR EXACT LOCATION OF ALL MECHANICAL EQUIPMENT REFER TO MECHANICAL DRAWINGS.
23-MINIMUM CLEARANCES SHOWN FOR ELECTRICAL EQUIPMENT SHALL BE COORDINATED WITH ELECTRICAL EQUIPMENT MANUFACTURER AS PART OF SHOP DRAWING SUBMITTAL; IT SHALL COMPLY WITH NEC-110 AND BE VERIFIED BEFORE SHOP DRAWING SUBMITTAL & ORDERING OF EQUIPMENT.
24-ELECTRICAL CONTRACTOR MUST MAKE FINAL CONNECTION TO ALL MECHANICAL EQUIPMENT UNDER THE DIRECT SUPERVISION OF THE MECHANICAL CONTRACTOR FROM A DOSCONNECT SWITCH OR MAGNETIC STARTER FURNISHED AND INSTALL BY ELECTRICAL CONTRACTOR LOCATED 5'-0" FROM EACH MOTOR.
25-CONTRACTOR MUST COORDINATE ALL MOTOR'S OVERLOAD PROTECTION WITH MOTOR HORSEPOWER.
26-CONTRACTOR MUST COORDINATE WITH MECHANICAL DWGS. LOCATION OF ALL MOTORIZED FIRE DAMPERS AND PROVIDE 120V SERVICE TO THEM AND CONNECT THEM TO THE FIRE ALARM SYSTEM THRU A CONTROL MODULE.
27-ANY UNDERGROUND CONDUIT FOR SECONDARY FEEDER SHALL BE BURIED AT A MIN. DEPTH OF 36" BELOW FINISHED GRADE, UNLESS COVERED BY 4" CONCRETE ENVELOPE IN WHICH CASE MIN. DEPTH SHALL BE 18" BELOW FINISHED GRADE LEVEL.
28-CONTRACTOR SHALL VERIFY ALL DISTANCES AT FIELD.
29-PROVIDE GROUND CONDUCTOR IN ALL CONDUITS RUNS AS PER NEC. 250.
30-CONTRACTOR SHALL PROVIDE & INSTALL A #14 FISHWIRE IN EVERY EMPTY CONDUIT.
31-IF ANY DISCREPANCY IS FOUND IN THESE DRAWINGS THE MORE STRIGENT APPLIANCES, UNLESS A WRITTEN CLARIFICATION IS EMITTED BEFORE THE END OF THE BID PROCESS BY THE ARCHITECTS OFFICE.
32-ALL EXPOSED CONDUIT RUN SHALL BE RIGID STEEL GALVANIZED.
33-WHEN TWO OR MORE LIGHT SWITCHES ARE INSTALLED NEXT TO EACH OTHER CONTRACTOR MUST INSTALL THEM IN A MULTIPLE GANG BOX, SIZE AS REQUIRED.
34-CONTRACTOR SHALL COORDINATE LIGHTING FIXTURES VOLTAGE WITH VOLTAGE OF CIRCUIT SERVING FIXTURE.
35-CONTRACTOR MUST COORDINATE FIXTURE MOUNTING TYPE WITH CEILING TO BE MOUNTED.
36-FOR TYPE, SPECIFICATION, EXACT AND FINAL LOCATION OF ALL LIGHTING FIXTURES REFER TO ARCHITECTURAL AND LIGHTING DESIGNER DRAWINGS.
37-CONTRACTOR MUST SUBMIT FOR APPROVAL PRIOR TO ORDERING & INSTALLATION ALL FIRE ALARM, LIGHTING FIXTURES, OUTLETS AND DEVICES TO BE INSTALLED.
38-CONTRACTOR MUST COORDINATE EXACT LOCATION AND INSTALLATION DETAILS OF ALL FLOOR, WALL, CEILING AND FURNITURE MOUNTED OUTLETS, LIGHTING CONTROL STATIONS, LIGHTING FIXTURES AND REMOTE TRANSFORMERS WITH ARCHITECT PRIOR TO INSTALLATION.
39-LIGHTING FIXTURES MUST BE RATED FOR FEED THRU WIRING, OTHERWISE A 4-INCH J-BOX MUST BE INSTALLED ABOVE EACH FIXTURE FOR BRANCH CIRCUIT SPLICING.
40-FOR LIGHTING FIXTURES SPECIFICATION NOT IN LIGHTING SHEDULE REFER TO ARCHITECTURAL DRAWINGS.
41-ALL LIGHTING FIXTURES TRANSFORMERS SHALL BE PROVIDE BY FIXTURE SUPPLIER, LOCATION SHALL BE ACCORDING TO ARCHITECTURAL DWGS. & SPECIFICATIONS. CONTRACTOR SHALL INSTALL ALL LOW VOLTAGE FIXTURE WIRING ACCORDING TO FIXTURE SUPPLIER AND FIXTURE MANUFACTURER DRAWINGS AND COORDINATE CONDUIT SIZES ACCORDINGLY.
42-ALL BOXES SHALL BE 4" X 4" X 2½" MINIMUM GALVANIZED STEEL, PROVIDE 1 GANG R.C. WHEN ONLY ONE WIRING DEVICE IS SHOWN.
43-EACH BRANCH CIRCUIT PROTECTED WITH AN AFCI (ARC FAULT) CIRCUIT BREAKER SHALL BE FURNISHED WITH AN INDEPENT SEPARATE NEUTRAL CONDUCTOR. SHARING OF NEUTRAL CONDUCTORS IS NOT PERMITTED FOR AFCI PROTECTED BRANCH CIRCUITS.
44-MULTI-WIRE BRANCH CIRCUITS, AS DEFINED BY ARTICLE 100 OF THE N.E.C. SHALL HAVE MULTI-POLE CIRCUIT BREAKERS WITH INTERGRAL COMMON TRIP. SINGLE POLE BREAKERS WITH IDENTIFIED HANDLE TIES MAY BE USED PER N.E.C. ART. 240.15(B).
45-ALL INDICATED HEIGHTS ARE FROM CENTER OF BOX TO FINISHED FLOOR.
46-SUPPORT OF ELECTRICAL INSTALLATION MUST BE FROM STRUCTURAL BEAMS OR CONCRETE, NOT FROM PRECAST PORETE. VERIFY WITH STRUCTURAL ENGINEER PRIOR TO ANY INSTALLATION.
47-ALL EQUIPMENTS AND RACEWAYS SHALL BE SEISMICALLY RATED AND SEISMICALLY SUPPORTED AS PER IBC 2018.
48-ALL EXPOSED CONDUITS MUST BE PAINTED. COORDINATE COLOR WITH ARCHITECT.
49-ALL EXTERIOR, EXPOSED JUNCTION BOXES SHALL BE WEATHERPROOF TYPE UNLESS OTHERWISE NOTED.
50-ALL ELECTRICAL INSTALLATION IN POOL AND FOUNTAIN MUST COMPLY WITH NEC ART. 680
51-IN RESIDENTIAL AND SCHOOL PROJECTS ALL 15A OR 20A-125VOLTS RECEPTACLES SHALL BE LISTED "TAMPER RESISTANCE RECEPTACLES", "CHILD PRROF".
52-IN RESIDENTIAL PROJECTS ALL CIRCUIT BREAKERS 1P-20A-125V SHALL BE ARC FAULT BREAKER.
53-PRIOR TO ORDERING OF ANY EQUIPMENT CONTRACTOR MUST VERIFY EQUIPMENT IS COMPATIBLE WITH ELECTRICAL SERVICE PROVIDED IN DWGS. (VOLTS, BREAKER, 60Hz).
54-CONTRACTOR MUST MARK & IDENTIFY ALL POWER RECEPTACLES FACEPLATE WITH STENCIL INDICATING PANELBOARD & CIRCUIT SERVING IT.
55-ALL EXTERIOR WEATHERPROOF RECEPTACLES MUST BE PROVIDED WITH WHILE IN USE WEATHERPROOF PLATE.
56-ANY PERFORATION ON FLOOR OR ROOF SLABS MUST BE COORDINATED WITH OWNER TO CONFIRM DRILL LOCATIONS X-RAY STUDY REQUIREMENTS.
57-WORKING HOURS FOR ANY KIND OF WORK THAT INVOLVES NOISE, ODOR, OR ANY KING OF DISRUPTION THAT MAY AFFECT OTHER TENANTS IN THE BUILDING SHALL BE CONDUCTED ON NON WORKING HOURS.
58-ACCESS CONTROL SYSTEM PROVISIONS ARE FOR THE FUTURE INSTALLATION OF THE SYSTEM BY OTHERS. INSTALLER MUST COMPLY WITH ALL APPLICABLES CODES.

FIRE ALARM NOTES:

1- CONDUITS SHALL BE 3/4" IPS MINIMUM SIZES UNLESS OTHERWISE NOTED. COORDINATE FINAL CONDUIT SIZES WITH SYSTEM MANUFACTURER.
2- INSTALLATION SHALL BE DONE IN STRICT ACCORDANCE WITH MANUFACTURER'S RECOMMENDATION.
3- CONTRACTOR SHALL FURNISH AND INSTALL ALL MATERIALS AND/OR EQUIPMENT REQUIRED FOR A COMPLETE WORKING SYSTEM.
4- SUPPLY AND RETURN A/C DUCT SMOKE DETECTORS FURNISHED BY MECHANICAL CONTRACTOR SHALL BE CONNECTED TO FIRE ALARM PANEL.
5- WIRING AS PER MANUFACTURER RECOMMENDATIONS.
6- FIRE ALARM SYSTEM SHALL COMPLY WITH NFPA 101, NFPA 72 AND DEPT. DE BOMBEROS DE P.R. REQUIREMENTS. IN CASE OF DISCREPANCY THE STRINGEST CODE WILL APPLY.
7- ELECTRICAL CONTRACTOR SHALL COORDINATE WITH FIRE PROTECTION CONTRACTOR THE LOCATION & QUANTITY OF TAMPER & FLOW SWITCHES AND CONNECT THEM TO FIRE ALARM PANEL, AND PROVIDE ALL NECESSARY MODULES FOR THE CONNECTION.
8- FIRE ALARM SYSTEM SUPPLIER SHALL PROVIDE TRAINING TO BUILDING MAINTENANCE DEPARTMENT.
9- ALL SMOKE EVACUATION FANS SHALL BE CONNECTED TO FIRE ALARM PANEL REFER TO MECHANICAL DRAWINGS FOR LOCATION AND SMOKE EVACUATION SEQUENCE. CONTRACTOR MUST PROVIDE & INSTALL ALL NECESSARY MODULES FOR PROPER CONNECTION.
10-FINAL LOCATIONS OF DEVICES SHALL BE COORDINATED WITH ARCHITECTURAL FINISHES AND NFPA-72 REQUIREMENTS, THE LATTER TO PREVAIL IN CASE OF DISCREPANCIES.
11-LOUDSPEAKERS AND THEIR ENCLOSURES SHALL BE LISTED FOR VOICE/ALARM SIGNALING SERVICES.
12-PROVIDE POWER BOOSTERS AS REQUIRED.
13-FIRE ALARM DEVICES SHALL BE OF SAME MANUFACTURER AS BUILDING SYSTEM
14-FIRE ALARM DEVICES SHALL BE CONNECTED TO THE BUILDING'S CENTRAL SYSTEM EQUIPMENT CONTRACTOR AND SUPPLIER SHALL PROGRAM, TEST & CERTIFY THAT THE SYSTEM IS FULLY COMPATIBLE AND THAT IT COMPLIES W/THE NFPA REQUIREMENTS. ALL FIRE ALARM WORK SHALL BE CERTIFY AND PERFORMED BY BUILDING APPROVED CONTRACTOR.
15-PROVIDE SEPARATE ZONES TO SERVE STAIRWAY SPEAKERS. PROVIDE SPEAKERS IN ALL ENCLOSED STAIRWAYS EXCEEDING TWO STORES IN HEIGHT.
16-VISIBLE APPLIANCES SHALL BE LOCATED NO MORE THAN 15 FT. FROM THE END OF THE CORRIDOR WITH A SEPARATION NO GREATER THAN 100 FEET BETWEEN APPLIANCES.
17-FIRE ALARM SYSTEM CABLE MUST BE 2-HOURS FIRE RATED CIRCUIT INTEGRITY (CI) CABLE.

FIRE ALARM LEGEND:

NEW FIRE ALARM PANEL ADDRESSABLE TYPE.
F — WALL MOUNTED FIRE ALARM ADDRESSABLE DOUBLE ACTION MANUAL STATION EQUAL TO EXISTING. THE OPERABLE PART SHALL BE AT 48"A.F.F.
F — WALL MOUNTED SPEAKER, MULTICANDELA STROBE EQUAL TO EXISTING. INSTALLED IN A 4" SQUARE BOX WITHOUT RAISED COVER. TOP OF DEVICE SHALL BE MOUNTED AT 80" A.F.F.
F — SAME AS ABOVE BUT CEILING MOUNTED
ST — WALL MOUNTED F.A. STROBE, 80" A.F.F. EQUAL TO EXISTING. F.A. CONTRACTOR MUST PROVIDE POWER BOOSTER FOR ADDITIONAL HORN/STROBES AS REQUIRED.
SD — CEILING MOUNTED ADDRESSABLE AND INTELLIGENT FIREPRINT SMOKE DETECTOR EQUAL TO EXISTING INSTALLED IN A 4" ELECTRICAL BOX.
HD — SURFACE MOUNTED ADDRESSABLE HEAT DETECTOR EQUAL OR SIMILAR TO EXISTING INSTALLED IN A 4" ELECTRICAL BOX.
SD — DUCT TYPE SMOKE DETECTOR EQUAL TO SIEMENS INSTALLED IN SUPPLY SIDE OF A.H.U. IF AIR VELOCITY EXCEED 2000 CFM. IF AIR VELOCITY EXCEED 15000 CFM AN ADDITIONAL DUCT DETECTOR IS REQUIRED AT THE RETURN SIDE OF A.H.U.
F/T — WATER FLOW & TAMPERING DEVICE ALARM MONITORING MODULE EQUAL TO EXISTING INSTALLED IN A 4" SQUARE BOX NEXT TO FLOW & TAMPER SWITCH DEVICES, FLOW & TAMPER SWITCHES SHALL BE PROVIDE & INSTALLED BY SPRINKLER CONTRACTOR. PROVIDE CONTROL MODULE FRO CONNECTION TO F.A. PANEL.
PB — 6 AMP POWER BOOSTER OR EXTENDER EQUAL TO EXISTING MONITOR MODULE.
CM — FIRE ALARM ADDRESSABLE CONTROL MODULE EQUAL TO EXISTING.
FJ — FIREMEN PHONE JACK, CONNECT TO BLDG. SYSTEM.

DEMOLITION NOTES:

1-CONTRACTOR SHALL REMOVE ALL ELECTRICAL EQUIPMENT AND MATERIALS FROM AREAS TO BE REMODELED TAKING CARE THAT CIRCUITS THAT ARE TO BE KEPT ENERGIZED ARE COORDINATED TO MAINTAIN THESE SERVICES. ELECTRICAL CONDUITS AND WIRING RELATED TO BLDG COMMMON AREAS MUST BE MAINTAIN AND KEPT ENERGIZED.
2-EXISTING CIRCUITS AFFECTED BY THIS REMODELING SHALL BE CHECKED SO THAT THEY ARE LEFT WITHOUT SHORTS AND FREE FROM ANY DEFECTS.
3-ALL PANELBOARDS IN TENANT AREAS ARE TO BE REMOVED.
4-PANELBOARDS IN BLDG CORE ELECTRICAL ROOM ARE TO REMAIN.
5-IN AREAS TO BE REMODELED CONTRACTOR SHALL REMOVE ALL WIRING AND CONDUITS NOT EMBEDDED IN CONCRETE, CONDUITS EMBEDDED IN CONCRETE THAT ARE TO BE ABANDONED SHALL BE LEFT WITHOUT ANY CONDUCTORS, ALL BOXES SHALL BE PROVIDED WITH BLANK PLATES. CONTRACTOR SHALL DISPOSE OF ALL MATERIALS.
6-IN ELECTRICAL PANELBOARDS TO REMAIN IN BLDG CORE ELECTRICAL ROOM, CONTRACTOR MUST MARK AS SPARE ALL BREAKERS NOT USED OF CIRCUITS TO BE REMOVED FROM PROJECT AREAS.
7-CONTRACTOR TO REMOVE ALL TELECOMMUNICATIONS WIRING AND CONDUITS.
8-OPENINGS OR PENETRATIONS AT WALLS OR SLABS AT CORE ELECTRICAL AND TELEPHONE ROOMS DUE TO REMOVAL OR INSTALLATION OF THE ELECTRICAL INSTALLTION SHALL BE SEALED ACCORDINGLY TO MAINTAIN THE FIRE RATING OF THE ROOM.
9-IN EXISTING PANELBOARDS CONTRACTOR SHALL PROVIDE BREAKERS SPACES BLANK PLATES AND ALL PROTECTIVE COVERS REQUIRED TO COMPLY WITH N.E.C. REQUIREMENTS.

ABREVIATIONS

"G.F.I." DENOTES GROUND FAULT CIRCUIT INTERRUPTER
"AFF" DENOTES ABOVE FINISHED FLOOR
"FBO" DENOTES FURNISHED BY OTHERS
"AEE" DENOTES P.R. ELECTRIC POWER AUTHORITY
W.P. WEATHER PROOF
N DENOTES NEW
E DENOTES EXISTING TO REMAIN
R EXISTING RELOCATED DEVICE
ER DENOTES EXISTING TO BE REMOVED
NL NIGHT LIGHT

LEGEND

CEILING LIGHTING OUTLET IN 4-INCH SQUARE BOX
WALL LIGHTING OUTLET, IN 4-INCH SQUARE BOX
UP — 4" SQUARE WALL MOUNTED J-BOX WITH 3/4" CONDUIT
WALL MOUNTED 4-INCH SQUARE JUNCTION BOX
JUNCTION BOX IN HUNG CEILING
JUNCTION BOX WALL MOUNTED
DUPLEX RECEPTACLE 20A, 125V, 3W, GROUNDING TYPE, 1'-6" A.F.F. DECORA SPECIFICATION TYPE, SCREW LESS, WHITE, TAMPER RESISTANT
SAME AS ABOVE BUT @ 5'-6" A.F.F.
DUPLEX RECEPTACLE 20A, 125V, 3W, GROUNDING TYPE, 1'-6" A.F.F., DECORA SPECIFICATION TYPE, GRAY COLOR, FLUSH WALL MOUNTED, FOR COMPUTER LOAD.
FLOOR MOUNTED DUPLEX RECEPTACLE 125V, 20A GND TYPE WITH STAINLESS STEEL PLATE, TAMPER RESITANT.
SAME AS ABOVE BUT SINGLE RECEPTACLE
TWO DUPLEX RECEPTACLES IN 4-INCH SQUARE BOX 120V, 20A, 1P, 3W, GROUNDING TYPE, WALL MOUNTED, 1'-6" A.F.F., TAMPER RESISTANT.
DUPLEX RECEPTACLE 20A, 125V W/ G.F.I, WALL MOUNTED 1'-6" A.F.F., TAMPER RESISTANT.
DITTO BUT INSTALLED AT 3'-6" A.F.F.
U — SAME AS ABOVE BUT WITH INTEGRATED USB CHARGER.
W.P. — SAME AS ABOVE BUT WITH WHILE IN USE WEATHERPROOF PLATE, WHITE COLOR, TAMPER RESISTANT WEATHERPROOF PLATE SHALL BE IN USE RAINTIGHT COVER LEVITON 5977-GY
FURNITURE MOUNTED DUPLEX 120V, 20A GND. TYPE 1'-6" A.F.F., TAMPER RESISTANT. FOR COMPUTER LOAD, PROVIDED & INSTALLED BY FURNITURE SUPPLIER.
FURNITURE MOUNTED DUPLEX 120V, 20A GND. TYPE 1'-6" A.F.F., TAMPER RESISTANT. FOR CONVENIENCE, PROVIDED & INSTALLED BY FURNITURE SUPPLIER.
SINGLE RECEPTACLE 20 AMP, 125V, GFI, GND TYPE 1'-6" A.F.F. UON, TAMPER RESISTANT.
SINGLE RECEPTACLE 250V, GND. TYPE 1'-6" A.F.F. UON, NEMA TYPE (AMP, # WIRES) AS INDICATED.
250V, 2Ø, 20A, SINGLE RECEPTACLE GND. TYPE RECEPTACLE 1'-6" A.F.F., UON
250V, 2Ø, 3W, 30A GND. TYPE RECEPTACLE, 1'-6" AFF, UON
SINGLE RECEPTACLE 250V, 3Ø, 4W, 20A GND. TYPE. 1'-6" A.F.F., UON
WALL MOUNTED MANUAL MOTOR STARTER WITH PADLOCK PROVISION, OVERLOAD PROTECTION 4'-0" A.F.F.
HEAVY DUTY NON FUSIBLE DISCONNECT SWITCH 480V, 3Ø, 30A, NEMA 1 UNLESS OTHERWISE INDICATED.
COMBINATION MAGNETIC STARTER & DISCONNECT SWITCH W/H.O.A. SELECTOR SWITCH AND PILOT LIGHT ON COVER. PROVIDE CONTROL TRANSFORMER AS REQUIRED FOR 120V COIL VOLTAGE AND 2 N.O. & 2 N.C. AUXILIARY CONTACTS.
$ — SINGLE POLE SWITCH 20A, 277V, QUIET TYPE, 3'-3" A.F.F. DECORA SPECIFICATION TYPE, SCREW LESS, WHITE
3W$ — DITTO BUT 3 WAY
$M — WALL MOUNTED DUAL TECHNOLOGY OCCUPANCY SENSOR WITH MANUAL OVERRIDE & FAIL SAFE OPERATION EQUAL TO SENSOR SWITCH WSD-PDT-WH
DIMMER CONTROL SWITCH, 2000 WATT UNLESS OTHERWISE NOTED.
M — SAME AS ABOVE BUT WITH MOTION SENSOR.
K — SAME AS ABOVE BUT WITH PROTECTIVE CASE.
3W M — 3-WAY DIMMER WITH MOTION SENSOR
M — LUTRON MOTION DETECOR DUAL TECHNOLOGY 2,000FT2 LOS-CDT-2000R-WH
$ — SINGLE POLE SWITCH 20A, 250V, IN NEMA 1 ENCLOSURE, W/PADLOCK PROVITION NEXT TO FAN COIL UNITS OR VAV BOXES.
CIRCUIT BREAKER PANELBOARD, 6'-0" A.F.F. TO TOP
TELEPHONE TERMINAL BOARD 6'-0" A.F.F. TO TOP
CABLE T.V. 5'-0" A.F.F. TO TOP
SURFACE MOUNTED CONDUIT RUN W/WIREMOLD THROUGH FURNITURE
NEW CONDUIT RUN IN HUNG CEILING
NEW CONDUIT RUN EXPOSED
NEW CONDUIT RUN EMBEDDED IN FLOOR SLAB OR WALLS (WIRING AS PER MANUFACTURER RECOMENDATIONS)
CONDUIT RUN TO PANELBOARD CIRCUIT BREAKERS AS INDICATED
FA — 3/4" E.C. FOR BUILDING'S FIRE ALARM SYSTEM
HASH MARKS INDICATED NUMBER OF CONDUCTORS (LEFT TO RIGHT: PHASE/SWITCH LEG/NEUTRAL/GROUND) NO HASH MARKS INDICATES 2#12-1#12 GND. 3/4"C. UNLESS OTHERWISE INDICATED.
UP — CONDUIT STUB-UP
DN. — CONDUIT STUB-DOWN
PUSH BUTTON STATION
START STOP PUSH BUTTON STATION W/ PILOT LIGHT, 4'-6" A.F.F.
C1 — 12 POLE NORMALLY CLOSED ELECTRICALLY HELD LIGHTING CONTACTOR IN NEMA 1 ENCLOSURE
FAN — EXHAUST FAN, CONNECT TO 2 POLE SWITCH AT BATHROOM OR KITCHEN.
FC — FAN COIL UNIT
2 — ELECTRIC MOTOR, NUMERAL INDICATES HORSEPOWER
TELEPHONE-DATA / POWER POLE PROVIDED AND INSTALLED BY SYSTEMS FURNITURE SUPPLIER
TELEPHONE AND DATA OUTLET 4-INCH SQUARE BOX, 1'-6" A.F.F.
JUNCTION BOX FOR SECURITY CAMERA.

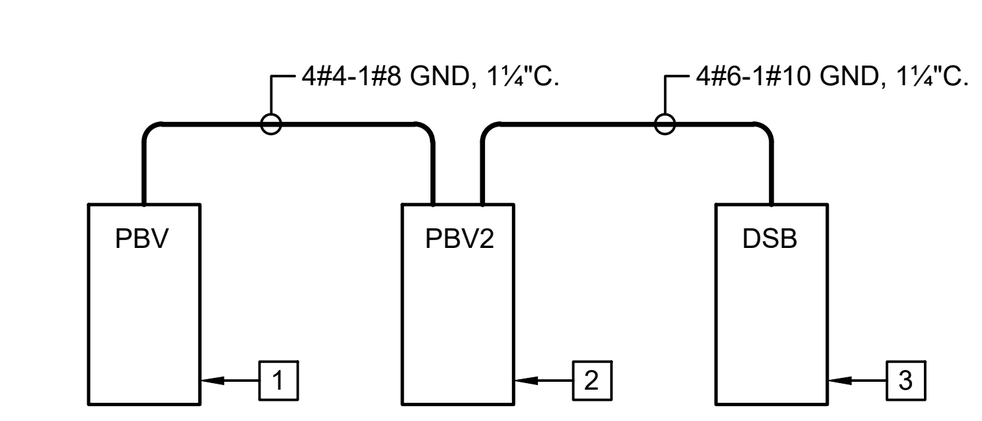

ONE LINE DIAGRAM

N.T.S.

LEGEND:

1 — EXISTING ELECTRICAL PANELBOARD.
2 — NEW PANELBOARD. CONTRACTOR TO CONNECT FEEDER TO EXISTING PANEL BUS BARS.
3 — NEW DIMMING PANELBOARD. REFER TO SCHEDULE.

PANELBOARD SCHEDULE

PANEL DESCRIPTION: PBV2 — LOCATION: BELLA VISTA CAFE
VOLTS: 208/120V, 3PH, 4W — AMPS: 125A
MOUNTING: SURFACE — I.C.: -
PANEL TYPE: SQUARE D — REMARKS: STAINLESS STEEL, NEMA 3R, MAIN BREAKER 70AMP.

LOAD DESCRIPTION	FRAME	TRIP	CKT. NO.	CKT. NO.	TRIP	FRAME	LOAD DESCRIPTION
DIMMER PANEL "DBV"		50	1	2	20/GFI		PIZZA PREP TABLE
			3	4	20/GFI		PIZZA OVEN
			5	6	20		SPARE
SPACE		-	7	8	20		SPARE
SPACE		-	9	10	20		SPARE
SPACE		-	11	12	20		SPARE
SPACE		-	13	14	20		SPARE
SPACE		-	15	16	-		SPACE
SPACE		-	17	18	-		SPACE
SPACE		-	19	20	-		SPACE
SPACE		-	21	22	-		SPACE
SPACE		-	23	24	-		SPACE
		-					

DIMMING PANEL LUTRON LCP-1X5A-1T-1204ML-20 WITH PROGRAMMABLE PROCESSOR, BREAKER SHALL BE GFCI.
4 BUTTON SCENE SELECTORS AS SHOWN IN DRAWINGS. SO4SN-WH.

PANEL	MODULE	CKT	ZONE	AREA	LOAD DESCRIPTION	WATTS/FIXT	WATTS	TYPE	FUNCTION
DBV	1	1	1	LED STEP LIGHT	15(XR-A)	4.2	63	MLV	DIM/GFCI
		2	2	LED UP LIGHT	10(XS-D)	8	80	MLV-FWD	DIM/GFCI
		3	3	ADJ. DOWN LIGHT	6(XR-C)	12	72	MLV-FWD	DIM/GFCI
		4	4	ADJ. DOWN LIGHT	6(XR-C)	12	72	MLV-FWD	DIM/GFCI
	2	5	5	SURF. ADJ.	6(XR-S)	12	72	MLV-FWD	DIM/GFCI
		6	6	LINEAR UNDER COUNTER	24 LF. (XL-B)	5.5/LF	132	MLV-FWD	DIM/GFCI
		7	7	LINEAR CANOPY	100 LF. (XL-B)	5.5/LF	550	MLV-FWD	DIM/GFCI
		8	8	DECORATIVE P.	6(ID)			INC-LED	DIM/GFCI
	3	9	9	SPARE					DIM/GFCI
		10	10	LINEAR MILLWORK UNDER COUNTER	50(XL-B)	5.5/LF	308	MLV-FWD	DIM/GFCI
		11	11	LINEAR TASK LIGHT	50(XL-B)	5.5/LF	308	INC-LED	DIM/GFCI
		12	12	RECESSED DOWNLIGHT	13(XR-C)	12	156	MLV-FWD	DIM/GFCI
	4	13	13	SPARE				MLV-FWD	DIM/GFCI
		14	14	RECESSED DOWNLIGHT	3(XR-C)	12	36	MLV-FWD	DIM/GFCI
		15	15	STEP LIGHTS	2(XR-2)	4	8	MLV-FWD	DIM/GFCI
		16	16	SPARE					DIM/GFCI
	5	17	17	BOTTLE DISPLAY	36 LF. (XS-E)	6W/LF	216	0-10V	DIM/GFCI
		18	18	PERIMETER UP LIGHTS	92 LF. (XL-A)	12W/LF	1092	0-10V	DIM/GFCI
		19	19	SPARE					DIM/GFCI
		20	20	SPARE					DIM/GFCI
	6	21		SPARE					DIM/GFCI
		22		SPARE					DIM/GFCI
		23	19	SPARE					DIM/GFCI
		24	20	SPARE					DIM/GFCI

1-CONTRACTOR MUST COORDINATE LIGHTING FIXTURES DIMMING PROTOCOL WITH DIMMING PANEL MODULES.
2-INSTALL PANEL INSIDE WEATHERPROOF ENCLOSURE STAINLESS STEEL NEMA 3R.
3-PROVIDE & INSTALL 2#14 AWG-600V WIRES TO ALL FIXTURES WITH 0-10V DIMMING.

LUMINAIRE SCHEDULE:

DESIG.	DESCRIPTION	LAMPS	MANUFACTURER
	EXIT LIGHT UNIVERSAL MOUNTED COORDINATE TYPE WITH ARCHITECTURAL DRAWINGS DARKENED AREA DENOTES LIGHTED FACE. LITHONIA LRP-LED SERIES.	LED	LITHONIA LRP-ELN-W-1-RC-120V COORDINATE COLOR WITH ARCHITECT
L-8	EMERGENCY LIGHT WITH 1½ hrs. BATTERY BACK-UP	2-LED-3W	LITHONIA LIGHTING ELM6-LED-W-277
EM	RECESSED CEILING MOUNTED EMERGENCY LIGHT WITH 1½ hrs. BATTERY BACK-UP.	LED-20W	DUAL LITE EV-4-R-I-MVOLT

NOTE:

1-LIGHTING FIXTURES INDICATED WITH "EM" OR HALF HATCHED MUST BE PROVIDED WITH FULL BATTERY BACK-UP FOR 1½HRS. CONTRACTOR MUST PROVIDE TO BATTERY BACK-UP THE HOT WIRE OF CIRCUIT SERVING THE FIXTURE.
2-ALL LIGHTING FIXTURES INDICATED WITH A LOWER CASE LETTER NEXT TO IT IN A PARTICULAR ROOM, REFERS TO SAME LIGHTING CONTROL ZONE.
3-ARROWS AS INDICATED, DARKENED AREA INDICATES LIGHTED FACE.
4-FOR LIGHTING FIXTURES SPECIFICATIONS NOT INCLUDED IN THIS SCHEDULE REFER TO LIGHTING CONSULTANT DRAWINGS.
5-LIGHTING FIXTURES MUST BE U.L. LISTED.
6-CONTRACTOR TO INSTALL FROM EACH DIMMER 2#12 AWG-600V CONDUCTORS TO EACH FIXTURE FOR 0-10V DIMMING CONTROL. EACH DIMMING CIRCUIT REQUIRES 2#12 TO CONTROLLED FIXTURES.

IMPORTANT NOTE:

1-G.C. TO PROVIDE 3/4" CONDUIT FROM THERMOSTATS LOCATION (T) AS PER MECH. DRAWINGS. CONDUIT TO BE UP TO ITS RESPECTIVE VAV BOX.

OCT. 01,2021
F&R Construction Group,Inc

V ARCHITECTURE
1701 Avenida Juan Ponce de León
Suite 206
San Juan, PR 00926-1985
787-622-3900
VARCHITECTURE.COM

THIS DOCUMENT AND ALL INFORMATION; DESIGN, CONCEPTS, DRAWINGS, DETAILS, SPECIFICATIONS & GENERAL NOTES CONTAINS HEREIN ARE THE EXCLUSIVE PROPERTY OF V ARCHITECTURE. IT SHALL NOT BE COPIEDOR TRANSMITTED IN ANY FORMS OR BY ANY MEAN ELECTRONIC INCLUDING RECORDING PHOTOCOPYING INFORMATION STORED & RETRIEVAL SYSTEMS, STRICTLY WITHOUT THE APPROPRIATE PRIOR WRITTEN PERMISSION OF V ARCHITECTURE. THESE DRAWINGS SHALL BE USED AS REFERENCE DOCUMENT WORKING INSTRUMENT ONLY BY AUTHORIZED PERSONNEL.

DESIGN CONSULTANTS

SEAL

JRR
JUAN R. REQUENA & ASSOCIATES
ELECTRICAL ENGINEERS
P. O. BOX 1587 HATO REY, PUERTO RICO 00919
designed: A.LAZARO lic.: 11483
draftman: C.SANTIAGO lic.: 0388

This drawing is not authorized to be released for contract until fully approved by Architect, Owner and all corresponding Government Agencies including P.R.E.P.A. and Telephone Company.

OWNER

F&R Construction Group, Inc.

EL CONQUISTADOR RESORT

PROJECT TITLE

EL CONQUISTADOR HOTEL
MAIN BUILDING RENOVATIONS

PROJECT ADDRESS

Conquistador Ave.
Fajardo, PR., 00738

KEY PLAN

No.	Revisions / Submissions	Date
1	100% CD Revisions	04.05.2021
2	LIGHTS REVISED	06.15.2021

DATE ISSUED: 06.15.2021
REVIEWED BY: Checker
DRAWN BY: Author
DESIGNED BY: Designer
PROJECT NUMBER: 19.15

DRAWING TITLE

MAIN BUILDING
BELLA VISTA CAFE
LEGEND AND NOTES

DRAWING NO.

E-402

90% CONSTRUCTION DOCUMENTS

A,1

SCALE: 3/32" = 1'-0"

EL CONQUISTADOR RESORT

EL CONQUISTADOR RESORT

1000 EL CONQUISTADOR AVENUE
FAJARADO, PR 00738-3711
PUERTO RICO

BUILDING #1 - MAIN BUILDING

100 % CD SET - MAIN BUILDING PHASE 1 | May 17, 2021

MIRADOR TERRACE, MAIN POOL & RESTROOMS,
CAFE BELLA VISTA, SPLASH BAR & WEDDING
PAVILION (REV 2)

Wimberly
INTERIORS

a design studio of WATG

ABBREVIATIONS

A/C	AIR CONDITIONING	EMER.	EMERGENCY	OPP.	OPPOSITE
ACT.	ACOUSTICAL TILE	ENCL.	ENCLOSURE	OVHD.	OVERHEAD
ADJ.	ADJUSTABLE	EQ.	EQUAL	PNT.	PAINT
A.F.F.	ABOVE FINISH FLOOR	EQPT.	EQUIPMENT	REF.	REFERENCE
A.P.	ACCESS PANEL	E.W.	EACH WAY	REFR.	REFRIGERATOR
ALT.	ALTERNATE	EXIST.	EXISTING	REINF.	REINFORCING
APPR.	APPROXIMATE	EXT.	EXTERIOR	REQ.	REQUIRED
ARCH.	ARCHITECTURAL	F.E.C.	FIRE EXTINGUISHER CABINET	REV.	REVISED/REVERSED
BLDG.	BUILDING	F.F.	FIELD FIT TO EXISTING OPENING	R.H.	ROBE HOOK
BLK.	BLOCK, BLOCKING	FIN.	FINISH	SIM.	SIMILAR
BOT.	BOTTOM	FL.	FLOOR	SYM.	SYMMETRICAL
B/S	BOTH SIDES	F.O.F.	FACE OF FINISH	TEL.	TELEPHONE
CAB.	CABINET	FT.	FOOT, FEET	T&G	TONGUE & GROOVE
CLG.	CEILING	GL.	GLASS, GLAZING	THR.	THRESHOLD
CLO.	CLOSET	HORIZ.	HORIZONTAL	T.O.W.	TOP OF WALL
CLR.	CLEAR	HGT.	HEIGHT	T.S	TUBE STEEL
COL.	COLUMN	I.D.	INSIDE DIAMETER	T.V.	TELEVISION
CONC.	CONCRETE	INT.	INTERIOR	TYP.	TYPICAL
CONSTR.	CONSTRUCTION	LAM.	LAMINATE	UNF.	UNFINISHED
CONT.	CONTINUOUS	LT.	LIGHT	U.O.N.	UNLESS OTHERWISE NOTED
CONTR.	CONTRACTOR	LVR.	LOUVER	VEST.	VESTIBULE
CORR.	CORRIDOR	MAT.	MATERIAL	V.I.F.	VERIFY IN FIELD
DBL.	DOUBLE	MISC.	MISCELLANEOUS	VNR.	VENEER
DEPT.	DEPARTMENT	MTD.	MOUNTED	W/	WITH
DET.	DETAIL	MTG.	MOUNTING	WD.	WOOD
DIA.	DIAMETER	MLT.	METAL	W.O.	WHERE OCCURS
DIM.	DIMENSION	N.I.C.	NOT IN CONTRACT	W/O	WITHOUT
DISP.	DISPENSER	NO(S).	NUMBER(S)	WSCT.	WAINSCOT
DN.	DOWN	NOM.	NOMINAL	&	AND
DR.	DOOR	N.T.S.	NOT TO SCALE	@	AT
DWG.	DRAWING	O.A.	OVERALL	#	NUMBER
DWR.	DRAWER	O.C.	ON CENTER		
EA.	EACH	O.D.	OUTSIDE DIAMETER		
ELEC.	ELECTRICAL	O.F.C.I.	OWNER FURNISHED CONTRACTOR INSTALLED		
ELEV.	ELEVATOR				

SHEET NUMBER LEGEND

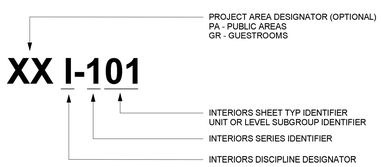

SHEET TYPE REFERENCE

I-000	COVER SHEET/INTERIOR SHEET INDEX/GENERAL NOTES
I-100	INTERIOR OVERALL / ENLARGED KEY PLANS
I-200	ENLARGED FINISH PLANS
I-300	ENLARGED ELECTRICAL / DATA PLANS
I-400	ENLARGED REFLECTED CEILING PLANS
I-500	OVERALL / ENLARGED FF&E PLANS
I-600	INTERIOR ELEVATIONS
I-700	DETAILS
I-800	DOOR STYLES

INTERIOR DRAWING FINISH LEGEND

AREAS	FINISH CODES	FF&E CODES
B1 MAIN BUILDING	XX-100's	
CAFE BELLA VISTA		BV-XXX
SPLASH BAR		SB-XXX
MEZZANINE TERRACE		MRT-XXX
MAIN POOL		PL-XXX
MAIN LOBBY		ML-XXX
BAR 21		B21-XXX
MAIN POOLL RESTROOMS		PR-XXX
CONVENTION CENTER	XX-200's	CC-XXX

ELECTRICAL REFERENCE

POWER SUPPLY DEVICES
- SIMPLEX
- DUPLEX ELECTRICAL POWER OUTLET
- TRIPLEX ELECTRICAL POWER OUTLET
- QUADRAPLEX ELECTRICAL POWER OUTLET
- WATERPROOF SIMPLEX ELECTRICAL POWER OUTLET
- WATERPROOF DUPLEX ELECTRICAL POWER OUTLET
- WATERPROOF TRIPLEX ELECTRICAL POWER OUTLET
- WATERPROOF QUADRAPLEX ELECTRICAL POWER OUTLET
- GROUND FAULT SIMPLEX ELECTRICAL POWER OUTLET
- GROUND FAULT DUPLEX ELECTRICAL POWER OUTLET
- GROUND FAULT TRIPLEX ELECTRICAL POWER OUTLET
- GROUND FAULT QUADRAPLEX ELECTRICAL POWER OUTLET
- SPLIT WIRE, SWITCHED, DUPLEX ELECTRICAL POWER OUTLET
- SPLIT WIRE, SWITCHED, QUADRAPLEX ELECT'L POWER OUTLET
- SPECIAL PURPOSE OUTLET
- FLOOR MOUNTED ELECTRICAL POWER OUTLET
- WALL MOUNTED ELECT'L POWER JUNCTION BOX
- CEILING MOUNTED ELECTRICAL POWER JUNCTION BOX
- CLOCK (RECESSED) ELECT POWER OUTLET (PLAN VIEW)
- CLOCK (RECESSED) ELECT POWER OUTLET (ELEVATION VIEW)

SWITCHING DEVICES
- SWITCH
- THREE POLE SWITCH
- MULTIPLE POLE SWITCH (NUMBER INDICATES MULTIPLES)
- TIMER SWITCH
- MASTER SWITCH
- DOOR BELL SWITCH
- DIMMER SWITCH
- THREE POLE DIMMER SWITCH
- CONTROL/UTILITY PANEL
- EXISTING OUTLET/SWITCH (ELEV.)

SIGNAL:TELEPHONE - DATA - TV - COMMUNICATIONS
- WALL MOUNTED TELEPHONE
- FLOOR MOUNTED DATA OUTLET
- WALL MOUNTED DATA/PHONE OUTLET
- WALL MOUNTED DATA OUTLET
- FLOOR MOUNTED TELEPHONE
- WALL MOUNTED TELEVISION CABLE OUTLET
- FLOOR MOUNTED TELEVISION CABLE OUTLET
- WALL MOUNTED MICROPHONE OUTLET
- FLOOR MOUNTED MICROPHONE OUTLET
- WALL MOUNTED SPEAKER
- CEILING MOUNTED SPEAKER

LIGHTING FIXTURES
- SURFACE MOUNTED FIXTURE
- ACCENT LIGHT/WALL WASHER
- NEW RECESSED DOWNLIGHT
- NEW RECESSED SHOWER LIGHT
- SURFACE MOUNTED FLUORESCENT
- RECESSED FLUORESCENT

FIRE & LIFE SAFETY DEVICES
- WALL MOUNTED EXIT LIGHT
- CEILING MOUNTED EXIT LIGHT
- WALL MOUNTED SPRINKLER
- CEILING MOUNTED SPRINKLER
- WALL MOUNTED SMOKE DETECTOR
- CEILING MOUNTED SMOKE DETECTOR
- FIRE ALARM STATION
- AUDIO VISUAL ALARM DEVICE
- FIRE / SMOKE DETECTOR

NOTE: ALL LIFE SAFETY EQUIPMENT TO BE SPECIFIED AND LOCATED BY LIFE SAFETY CONTRACTOR IN FIELD.

HVAC - MECHANICAL
- WALL DIFFUSER
- THERMOSTAT
- RETURN AIR GRILLE
- SUPPLY AIR GRILLE
- EXHAUST VENT
- SLOT DIFFUSER

NOTE: REFER TO ENGINEER & LIGHTING DESIGNER DRAWINGS FOR ADDITIONAL SYMBOLS

GRAPHIC SYMBOLS

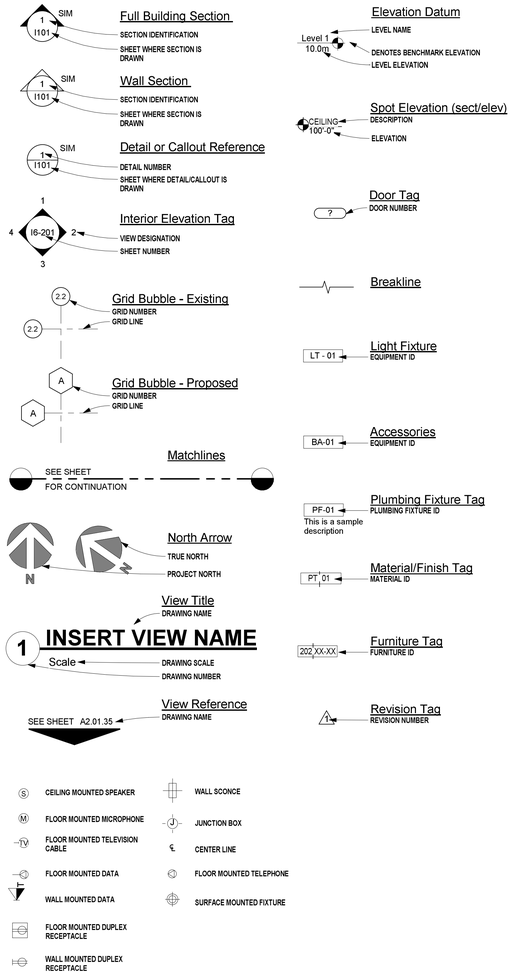

GENERAL NOTES

1. THE SCOPE OF WORK TO BE PERFORMED IS AS DESCRIBED IN THESE GENERAL NOTES, AND AS SHOWN ON THE ACCOMPANYING DRAWINGS, WITH FURTHER EXPLANATORY DETAILS AS REQUIRED. THE WORK SHALL INCLUDE ALL LABOR AND MATERIALS REQUIRED TO COMPLETE THE PROJECT AS INDICATED IN THE CONTRACT DOCUMENTS.
2. THE GENERAL CONTRACTOR SHALL NOTIFY THE OWNER AND DESIGNER IMMEDIATELY IF HE CANNOT COMPLY WITH ALL NOTES CALLED FOR THIS SHEET AND ALL OTHER WIMBERLY INTERIOR DRAWINGS OR SPECIFICATIONS.
3. ALL DESIGN DRAWINGS AND ALL CONSTRUCTION NOTES ARE COMPLEMENTARY, AND WHAT IS CALLED FOR BY EITHER WILL BE BINDING AS IF CALLED FOR BY ALL. ANY WORK SHOWN OR REFERRED TO ANY ONE SET OF DRAWINGS SHALL BE PROVIDED AS THOUGH SHOWN ON ALL RELATED DRAWINGS.
4. ALL WORK LISTED OR IMPLIED ON THE DESIGN DRAWING SHEETS OR NOTES SHOULD BE SUPPLIED OR INSTALLED BY THE GENERAL CONTRACTOR UNLESS OTHERWISE NOTED. HOWEVER, IT IS EXPECTED THAT THE GENERAL CONTRACTOR SHALL CLOSELY COORDINATE HIS WORK WITH OTHER CONTRACTORS WHO SUPPLY OR INSTALL ADDITIONAL ITEMS AND ASSURE ALL SCHEDULES ARE MET.
5. THE CONSTRUCTION NOTES AND DRAWINGS ARE SUPPLIED TO ILLUSTRATE THE DESIGN AND GENERAL TYPE OF CONSTRUCTION DESIRED AND ARE INTENDED TO IMPLY A PREMIUM QUALITY OF CONSTRUCTION, MATERIAL AND WORKMANSHIP THROUGHOUT.
6. UPON ACCEPTANCE OF DRAWINGS, THE GENERAL CONTRACTOR ASSUMES FULL RESPONSIBILITY FOR THE CONSTRUCTION, MATERIALS AND WORKMANSHIP OF THE PROJECT DESCRIBED IN THESE NOTES AND WILL BE EXPECTED TO COMPLY WITH THE SPIRIT AS WELL AS THE LETTER IN WHICH THEY WERE WRITTEN.
7. THE GENERAL CONTRACTOR SHALL MAINTAIN A CURRENT AND COMPLETE SET OF CONSTRUCTION DOCUMENTS ON SITE DURING ALL PHASES OF CONSTRUCTION FOR USE BY ALL TRADES OR SUB-CONTRACTORS.
8. THE GENERAL CONTRACTOR SHALL PROVIDE ALL NECESSARY PROTECTION FOR HIS WORK UNTIL TURNED OVER TO THE OWNER/CLIENT.
9. THE GENERAL CONTRACTOR SHALL SUBMIT ALL FABRICATION SHOP DRAWINGS, AND FIXTURE CATALOGUE CUT SHEETS TO THE DESIGNER FOR APPROVAL. ALL SHOP DRAWINGS AND CUTS SIGNED "APPROVED" SHALL SUPERSEDE ORIGINAL DRAWINGS IN DESIGN APPEARANCE ONLY. ID CONTRACTOR SHALL ASSUME RESPONSIBILITY FOR ERRORS/OMMISIONS IN THESE DRAWINGS.
10. PRIOR TO BEGINNING WORK, THE GENERAL CONTRACTOR SHALL PROVIDE WIMBERLY INTERIORS A CONSTRUCTION SCHEDULE SHOWING CHRONOLOGICAL PHASES OF HIS WORK AND ALL RELATED WORK FOR THE COMPLETION OF THE PROJECT. THIS SCHEDULE SHALL INDICATE ALL ORDERING LEAD TIME, LENGTH OF TIME FOR EACH PHASE, ITS START AND COMPLETION WITH A PROJECTED COMPLETION DATE.
11. THE GENERAL CONTRACTOR, HIS SUBCONTRACTORS OR ANY OTHER CONTRACTOR INVOLVED IN THIS PROJECT SHALL TAKE NOTE THAT ANY ADDITIONAL COST CAUSED BY DEFECTIVE WORK AS A RESULT OF BUT NOT LIMITED TO INTERIOR WORKMANSHIP OR MATERIALS, IMPROPER SCHEDULING OR DELINQUENT ORDERING SHALL BE BORNE BY THE PARTY RESPONSIBLE.
12. THE GENERAL CONTRACTOR SHALL FURNISH WEEKLY FIELD PROGRESS REPORTS TO THE DESIGNER FOR ALL PHASES OF CONSTRUCTION.
13. THE GENERAL CONTRACTOR SHALL FILE DRAWINGS WITH THE DEPARTMENT OF BUILDINGS, PAY FILLING FEE DEPOSIT AND OBTAIN APPROVALS AND PERMITS.
14. ALL CONSTRUCTION SHALL PER ALL APPLICABLE AND GOVERNING REGULATIONS, CODES AND AUTHORITIES.
15. ALL PLANS ARE DRAWN TO SCALE AND SHOULD BE PRINTED TO SCALE AND THEREFORE SHOULD NOT BE SCALED. REFER TO DIMENSIONS OR DESCRIPTIONS.
16. GENERAL CONTRACTOR SHALL FURNISH AND INSTALL ALL REQUIREMENTS TO COMPLY WITH FULL SAFETY STANDARDS.
17. GENERAL CONTRACTOR SHALL COORDINATE ALL WORK TO ALLOW ACCESSIBILITY AND USE OF ALL ADJACENT SPACES.
18. DURING CONSTRUCTION, EACH TRADE SHALL BE RESPONSIBLE FOR THE COST OF REPAIRING ANY DAMAGE CAUSED TO OR BY THEIR WORK.
19. REFER TO ARCHITECTURAL CONTRACT DOCUMENTS FOR ALL PERIMETER WALL DIMENSIONS. GENERAL CONTRACTOR TO VERIFY ALL DIMENSIONS, CONDITIONS, ETC., PRIOR TO BEGINNING THE CONSTRUCTION AND NOTIFY THE ARCHITECT AND DESIGNER IN WRITING OF ANY DISCREPANCIES. PROCEEDING WITH WORK SHALL CONSTITUTE ACCEPTANCE OF THE GENERAL CONTRACTOR THAT CONDITIONS ARE CORRECT, AND THE GENERAL CONTRACTOR SHALL ASSUME FULL RESPONSIBILITY.
20. ALL WRITTEN DIMENSIONS SHOULD HAVE PRECEDENCE OVER DRAWING SCALE. ALL DIMENSIONS ARE TO GRID LINE, FACE OF MASONRY OR FACE OF WALL FINISHES UNLESS OTHERWISE NOTED.
21. GENERAL CONTRACTOR TO VERIFY SIZE, LOCATION AND CHARACTERISTICS OF ALL MECHANICAL AND ELECTRICAL EQUIPMENT AND OPENINGS BEFORE CONSTRUCTION AND NOTIFY ENGINEER OF ANY DISCREPANCIES. GENERAL CONTRACTOR TO VERIFY ALL LOCATIONS OF OWNER FURNISHED EQUIPMENT AND PREPARE ALL SURFACES ACCORDINGLY.
22. "TYPICAL" MEANS TYPICAL FOR ALL SIMILAR CONDITIONS UNLESS NOTED OTHERWISE.
23. "ALIGN" MEANS THAT SIMILAR COMPONENTS OF CONSTRUCTION (E.G. WALLS, DOOR JAMBS, ETC.) SHALL ALIGN ACROSS VOIDS OR WITH EXISTING WALL, EDGE, OR CENTER LINE.
24. THE GENERAL CONTRACTOR SHALL PROVIDE ALL NECESSARY BLOCKING, BACKING, FRAMING, HANGERS OR OTHER SUPPORT FOR FIXTURES, EQUIPMENT, FURNISHINGS AND ALL ITEMS REQUIRING SAME. WHERE IT IS DEEMED NECESSARY TO ENSURE STABILITY, CONTRACTOR SHALL PROVIDE ADDITIONAL ANCHORING AND/OR BLOCKING IN STUD PARTITION FOR MILLWORK AND ARTWORK. ALL SURFACE BLOCKING IS BY MILLWORK CONTRACTOR.
25. GENERAL CONTRACTORS AND ALL SUBCONTRACTORS TO CLEAN ALL AREAS DURING AND AFTER CONSTRUCTION AND MAKE READY FOR OTHER FOLLOWING TRADES. AT FINAL PHASE, LEAVE AREA CLEAN FOR MOVE-IN.
26. ALL WALL ANGLES SHALL BE EITHER 90 OR 45 DEGREES UNLESS NOTED OTHERWISE.
27. ALL WOOD VENEERS, PLYWOOD, MILLWORK, AND BLOCKING SHALL BE FIRE RETARDANT, TREATED WOOD WITH FLAME SPREAD NO GREATER THAN 200 OR HIGHER GOVERNING STANDARD AND SHALL BEAR, PRIOR TO INSTALLATION, THE IDENTIFICATION OF AN APPROVED TESTING OR INSPECTION AGENCY CLEARLY SHOWING THE PERFORMANCE RATING OF THE PRODUCT.
28. REFER TO DRAWING DOCUMENTS AND SPECIFICATIONS FOR ALL DETAILS.
29. ARCHITECT TO COORDINATE LOCATIONS OF ANY SPRINKLER HEAD, SPEAKERS OR SPECIALTY ITEMS LOCATED ON THE REFLECTED CEILING PLAN WITH THE INTERIOR DESIGN DRAWINGS.
30. GENERAL CONTRACTOR IS TO SUBMIT CATALOGUE CUT SHEETS FOR ALL VISIBLE ELECTRICAL EQUIPMENT, SPECIFICALLY, LIGHTING FIXTURES, SWITCHES, BUZZERS, BUTTONS, DIMMERS, SPECIAL PLATES, GANG PLATES AND OTHER EQUIPMENT.
31. ALL FLOOR MOUNTED J-BOXES TO HAVE METAL CARPET PLATES AND COVER PLATES FLUSH MOUNTED UNLESS OTHERWISE NOTED AND FINISH TO BE PER INTERIOR DESIGN DRAWINGS.
32. GENERAL CONTRACTOR TO PROVIDE SHOP DRAWINGS ON ALL HANDRAILS, MILLWORK, MARBLE OR ANY OTHER SPECIALTY ITEMS FOR APPROVAL BY INTERIOR DESIGNER PRIOR TO PURCHASING AND MANUFACTURE.
33. ALL PLUMBING FIXTURES TO BE PROVIDED AND INSTALLED BY GENERAL CONTRACTOR. GENERAL CONTRACTOR TO COORDINATE WITH MILLWORK CONTRACTOR TO PROVIDE CUTOUTS AS REQUIRED.
34. GENERAL CONTRACTOR TO VERIFY WITH OWNER METHOD AND DISPOSAL OF DEMOLITION MATERIALS (IF APPLICABLE).
35. THESE DESIGN DOCUMENTS ARE INTENDED TO BE A REPRESENTATION OF THE DESIGN INTENT. THEY IN NO WAY, REPRESENT A COMPLETE MILLWORK PACKAGE NOR DETAILED SHOP DRAWINGS.
36. REFER TO ARCHITECTURAL DOCUMENTS FOR BUILDING EXTERIOR AND ADDITIONAL BACK OF HOUSE (BOH) INFORMATION AND SPECIFICATIONS. REFER TO ARCHITECTURAL DOCUMENTS FOR ALL DOOR AND HARDWARE SPECIFICATIONS AND LOCATIONS.
37. ALL MILLWORK NOTED SHALL BE STAINED OR LACQUERED, THE FINISH IS THE RESPONSIBILITY OF THE MILLWORK SUBCONTRACTOR. ALL FINISHES TO BE SHOP FINISHED.
38. ALL PAINTED HARDWOOD TRIM AND MILLWORK TO BE PAINTED WITH SEMIGLOSS FINISH UNLESS OTHERWISE NOTED. ALL FINISHES TO BE SHOP FINISHED.
39. ALL WALL COVERINGS ARE PURCHASED BY FF&E PROCUREMENT AGENT/DEPARTMENT AND INSTALLED BY ID CONTRACTOR.
40. ALL SCONCES ARE TO BE PURCHASED BY OWNER AND INSTALLED BY GENERAL CONTRACTOR.
41. LOUD SPEAKERS, BAFFLES, AIR GRILLES, SLOTS DIFFUSERS, ACCESS PANELS, FIRE CABINETS, COVER PLATES, SPRINKLER HEADS, ESCUTCHEONS, ARCH LIGHT FIXTURES, TRIMS AND VENTS ARE TO BE PAINTED TO MATCH ADJACENT SURFACES IN SEMIGLOSS FINISH (BY MANUFACTURER) UNLESS OTHERWISE NOTED.
42. MARBLE OR STONE TRESHOLDS IN ALL PUBLIC AREAS, GUESTROMS ENTRIES AND GUESTROOM BATHS TO BE SUPPLIED AND INSTALLED BY GENERAL CONTRACTOR.
43. SHOP DRAWINGS SHALL BE PROVIDED AS REQUIRED FOR MILLWORK/CUSTOM AND METAL INTERIOR ARCHTECTURAL DETAILS.
44. ERRORS, AMBIGUITIES, AND OMISSIONS: ANY ERRORS, AMBIGUITIES AND/OR OMISSIONS IN DRAWINGS AND SPECIFICATIONS SHALL BE REPORTED TO THE OWNER AND DESIGNER FOR CORRECTION BEFORE ANY PART OF THE WORK INVOLVED BEGINS. UNLESS OTHERWISE EXPRESSLY STIPULATED, NO ADDITIONAL ALLOWANCES WILL BE MADE IN THE CONTRACTOR'S FAVOR DUE TO ERRORS, AMBIGUITIES AND/OR OMISSIONS WHICH SHOULD HAVE BEEN DISCOVERED DURING THE PREPARATION OF THE BID AND DIRECTED TO THE ATTENTION OF THE OWNER AND/OR OWNER'S AGENT. REFER TO ARCHITECTURAL DOCUMENTS AND DRAWINGS FOR SPECIFICATIONS.
45. DESIGNER WILL PROVIDE, UPON WRITTEN REQUEST, CLARIFICATION OF DRAWINGS WITH THE FIELD CONDITIONS. DESIGNER WILL NOT MAKE EXHAUSTIVE, PERIODIC OR CONTINUOS ON-SITE INSPECTIONS OR OBSERVATIONS TO CHECK THE QUALITY OR QUANTITY OF CONTRACTOR'S WORK OR FOR CONTRACTOR'S COMPLIANCE WITH THE PLANS AND SPECIFICATIONS. DESIGNER HAS NOT RESPONSIBILITY FOR OR CONTROL OVER CONSTRUCTION MEANS, METHODS, TECHNIQUES, SEQUENCES OR PROCEDURES, OR SAFETY PRECAUTIONS AND PROGRAMS IN CONNECTION WITH THE WORK. DESIGNER HAS NO RESPONSIBILITY FOR ANY FAILURE BY THE CONTRACTOR TO CARRY OUT THE WORK IN ACCORDANCE WITH THE CONTRACT DOCUMENTS AND IS NOT RESPONSIBLE TO INSURE COMPLIANCE WITH THE CONTRACT DOCUMENTS. DESIGNER HAS NO RESPONSIBILITY FOR OR CONTROL OR CHARGE OVER, ANY ACTS OR OMISSIONS OF THE CONTRACTOR, SUBCONTRACTORS OR ANY OF THEIR AGENTS OR EMPLOYEES, OTHER DESIGN PROFESSIONALS, OR ANY OTHER PERSONS PERFORMING ANY WORK AT THE SITE.
46. DESIGNER MAY TRANSMIT ELECTRONIC REVIT FILES FOR CONTRACTOR'S CONVENIENCE AND REFERENCE ON THIS PROJECT. THESE FILES ARE FOR CONTRACTOR'S USE IN REVIEWING THE CONSTRUCTION DOCUMENTS, CREATING SHOP DRAWING, AND/OR AS A CONVENIENCE TO RUN PRINTS CLOSER TO THE CONSTRUCTION SITE. DESIGNER EXPRESSLY RESERVES ITS COMMON LAW COPYRIGHT AND OTHER PROPERTY RIGHTS FOR THE INFORMATION AND DRAWINGS CONTAINED IN THESE FILES. THESE FILES ARE NOT TO BE CHANGED OR TO BE ASSIGNED TO ANY THIRD PARTY, WITHOUT FIRST OBTAINING THE EXPRESSED WRITTEN PERMISSION AND CONSENT OF DESIGNER. THESE FILES ARE NOT TO BE USED BY CONTRACTOR FOR THE CONSTRUCTION OF OTHER PROJECTS OR EXTENSIONS TO THIS PROJECT, EXCEPT AS PROVIDED FOR IN THIS AGREEMENT. SHOULD THESE FILES NOT BE CLEARLY AND COMPLETELY TRANSLATED WHEN DOWNLOADED, DESIGNER IS TO BE NOTIFIED AT ONCE FOR CORRECTIONS. ANY CHANGES, MODIFICATIONS OR OMISSIONS MADE TO THESE FILES OR CAUSED TO BE MADE BY CONTRACTOR'S USE OF THESE FILES SHALL NEGATE ANY PROFESSIONAL OR CONTRACTUAL RESPONSIBILITY OR LIABILITY THAT MAY EXIST ON THE PART OF DESIGNER. IN THE EVENT OF A CONFLICT BETWEEN THE HARD-COPY CONSTRUCTION DOCUMENTS, AND ANY ELECTRONICALLY TRANSMITTED REVIT FILES, THE HARD-COPY CONSTRUCTION DOCUMENTS SHALL GOVERN AND CONTROL. BECAUSE THE DATA STORED IN THE ELECTRONIC MEDIA FORM CAN BE ALTERED, EITHER INTENTIONALLY, UN-INTENTIONALLY, BY TRANSCRIPTION, MACHINE ERROR, ENVIRONMENT FACTORS, OR BY OPERATIONS, IT IS AGREED THAT THE CONTRACTOR SHALL INDEMNIFY, DEFEND, SAVE HARMLESS DESIGNER FROM AND AGAINST ANY AND ALL CLAIMS, LIABILITIES, DAMAGES, LOSSES AND COSTS, INCLUDING BUT NOT LIMITED TO COSTS OF DEFENSE, ARISING OUT OF CHANGES OR MODIFICATION OF THE DATA IN ELECTRONIC MEDIA FORM IN THE CONTRACTOR'S POSSESSION OR RELEASED TO OTHERS BY THE CONTRACTOR.
47. FOR ANY ADDITIONAL CLARIFICATION GENERAL CONTRACTOR TO REFER BIM EXECUTION PLAN (BEP).

100 % CD SET - MAIN BUILDING PHASE 1 | May 17, 2021 |

Wimberly INTERIORS
a design studio of WATG
strategy planning architecture landscape interiors
new york | NY | 212 274 2626 watg.com

client | consultant

ROYAL BLUE HOSPITALITY, LLC
PO BOX 9832
SAN JUAN, PR 00908
PUERTO RICO

stamp | approval

key plan

no.	date	issue

issues | revisions

EL CONQUISTADOR RESORT
1000 EL CONQUISTADOR AVENUE
FAJARDO, PR 00738-3711
PUERTO RICO

project logo

BUILDING #1 MAIN BUILDING (MB) - GENERAL NOTES
sheet title

project no. 195056 date 10/14/20

checked by: MC
drawn by: AR

B1
component

I-001
sheet no.

5/17/2021 4:10:21 PM
The original size of this drawing is 30"x42"
Copyright © 2011 WATG. All rights reserved.

DRAWING SHEET INDEX

BUILDING #1 - MAIN BUILDING - SHEET INDEX

BUILDING #	SHEET #	SHEET NAME	2020-10-22 DD SET - MAIN POOL & MIRRADOR TERRACE	2020-11-06 DD SET - MAIN POOL & MIRRADOR TERRACE	2020-11-25 DD SET - ELEVATORS	2021-01-11 DD SET - MIRRADOR TERRACE	2021-01-22 DD SET - SPLASH BAR	2021-01-29 DD SET - CAFE BELLA VISTA	2021-02-19 DD SET - MAIN POOL & POOL RESTROOMS	2021-03-05 CD SET - MIRADOR TERRACE	2021-03-19 100% CD SET - MAIN BUILDING PHASE 1	2021-05-17 100% CD SET - MAIN BUILDING PHASE 1 REV 2
B1	I-000	BUILDING #1 MAIN BUILDING (MB) -COVER SHEET	*	*	*	*	*	*	*	*	*	*
B1	I-001	BUILDING #1 MAIN BUILDING (MB) - GENERAL NOTES	*	*	*	*	*	*	*	*	*	*
B1	I-002	BUILDING #1 MAIN BUILDING (MB) - SHEET INDEX AND SCHEDULES	*	*	*	*	*	*	*	*	*	*
B1	I-003	BUILDING #1 MAIN BUILDING (MB) - FINISH SCHEDULE			*	*	*	*	*	*	*	*
B1	I-004	BUILDING #1 MAIN BUILDING (MB) - LIGHTING, HARDWARE, PLUMBING FIXTURES & BATHROOM ACCESSORIES									*	*
B1	I-100	BUILDING #1 MAIN BUILDING (MB) - OVERALL MAIN LEVEL KEY PLAN	*	*	*		*			*	*	*
B1	I-101	BUILDING #1 MAIN BUILDING (MB) - OVERALL MAIN POOL KEY PLAN									*	*
B1	I-102	BUILDING #1 MAIN BUILDING (MB) - OVERALL 2ND & 3RD LEVEL KEY PLANS	*	*	*	*		*		*	*	*
B1	I-150	BUILDING #1 MAIN BUILDING (MB) - UPPER MAIN POOL ENLARGED KEY PLAN	*	*					*		*	*
B1	I-151	BUILDING #1 MAIN BUILDING (MB) - LOWER MAIN POOL ENLARGED KEY PLAN	*	*					*		*	*
B1	I-152	BUILDING #1 MAIN BUILDING (MB) - WEDDING PAVILION ENLARGED KEY PLAN	*	*					*		*	*
B1	I-153	BUILDING #1 MAIN BUILDING (MB) - MIRADOR TERRACE ENLARGED KEY PLAN	*	*		*				*	*	*
B1	I-154	BUILDING #1 MAIN BUILDING (MB) - CAFE BELLA VISTA KEY PLAN						*			*	*
B1	I-155	BUILDING #1 MAIN BUILDING (MB) - SPLASH BAR KEY PLAN					*				*	*
B1	I-156	BUILDING #1 MAIN BUILDING (MB) - POOL RESTROOMS & POOL CABANA ENLARGED KEY PLAN							*		*	*
B1	I-253	NOT USED								*	*	*
B1	I-254	BUILDING #1 MAIN BUILDING (MB) - CAFE BELLA VISTA FLOOR FINISH PLAN						*			*	*
B1	I-255	BUILDING #1 MAIN BUILDING (MB) - SPLASH BAR FLOOR FINISH PLAN					*				*	*
B1	I-256	BUILDING #1 MAIN BUILDING (MB) - POOL RESTROOMS & POOL CABANA FINISH PLAN							*		*	*
B1	I-350	BUILDING #1 MAIN BUILDING (MB) - UPPER MAIN POOL ELECTRICAL PLAN	*	*					*		*	*
B1	I-352	BUILDING #1 MAIN BUILDING (MB) - WEDDING PAVILION ELECTRICAL PLAN	*	*					*		*	*
B1	I-353	BUILDING #1 MAIN BUILDING (MB) - MIRADOR TERRACE ELECTRICAL PLAN	*	*		*				*	*	*
B1	I-354	BUILDING #1 MAIN BUILDING (MB) - CAFE BELLA VISTA ELECTRICAL PLAN						*			*	*
B1	I-355	BUILDING #1 MAIN BUILDING (MB) - SPLASH BAR ELECTRICAL PLAN					*				*	*
B1	I-356	BUILDING #1 MAIN BUILDING (MB) - POOL RESTROOMS & POOL CABANA ELECTRICAL PLAN							*		*	*
B1	I-450	BUILDING #1 MAIN BUILDING (MB) - UPPER MAIN POOL REFLECTED CEILING PLAN	*	*					*		*	*
B1	I-451	BUILDING #1 MAIN BUILDING (MB) - LOWER POOL RELFECTED CEILING PLAN									*	*
B1	I-452	BUILDING #1 MAIN BUILDING (MB) - WEDDING PAVILION REFLECTED CEILING PLAN	*	*					*		*	
B1	I-453	BUILDING #1 MAIN BUILDING (MB) - MIRADOR TERRACE REFLECTED CEILING PLAN	*	*		*			*	*	*	*
B1	I-454	BUILDING #1 MAIN BUILDING (MB) - CAFE BELLA VISTA REF. CLG. PLAN						*			*	*
B1	I-455	BUILDING #1 MAIN BUILDING (MB) - SPLASH BAR REFLECCTED CEILING PLAN					*				*	*
B1	I-456	BUILDING #1 MAIN BUILDING (MB) - POOL RESTROOMS & POOL CABANA REFLECTED CEILING PLAN							*		*	*
B1	I-500	BUILDING #1 MAIN BUILDING (MB) - OVERALL MAIN LEVEL FF&E PLAN	*	*							*	*
B1	I-501	BUILDING #1 MAIN BUILDING (MB) - OVERALL 2ND AND 3RD LEVEL FF&E PLANS	*	*							*	*
B1	I-550	BUILDING #1 MAIN BUILDING (MB) - UPPER MAIN POOL FF&E PLAN	*	*					*		*	*
B1	I-551	BUILDING #1 MAIN BUILDING (MB) - LOWER MAIN POOL FF&E PLAN	*	*					*		*	*
B1	I-552	BUILDING #1 MAIN BUILDING (MB) - WEDDING PAVILION FF&E PLAN	*	*					*		*	*
B1	I-553	BUILDING #1 MAIN BUILDING (MB) - MIRADOR TERRACE FF&E PLAN	*	*		*				*	*	*
B1	I-554	BUILDING #1 MAIN BUILDING (MB) - CAFE BELLA VISTA FF&E PLAN						*			*	*
B1	I-555	BUILDING #1 MAIN BUILDING (MB) - SPLASH BAR FF&E PLAN					*				*	*
B1	I-556	BUILDING #1 MAIN BUILDING (MB) - POOL RESTROOMS & POOL CABANA FF&E PLAN							*		*	*
B1	I-600	BUILDING #1 MAIN BUILDING (MB) - MIRRADOR TERRACE ELEVATIONS				*		*		*	*	*
B1	I-601	BUILDING #1 MAIN BUILDING (MB) - CAFE BELLA VISTA ELEVATIONS						*			*	*
B1	I-602	BUILDING #1 MAIN BUILDING (MB) - CAFE BELLA VISTA ELEVATIONS									*	*
B1	I-603	BUILDING #1 MAIN BUILDING (MB) - SPLASH BAR ELEVATIONS					*				*	*
B1	I-604	BUILDING #1 MAIN BUILDING (MB) - SPLASH BAR ELEVATIONS					*				*	*
B1	I-605	BUILDING #1 MAIN BUILDING (MB) - SPLASH BAR ELEVATIONS					*				*	*
B1	I-606	BUILDING #1 MAIN BUILDING (MB) - UPPER POOL WOMENS RESTROOM ELEVATIONS							*		*	
B1	I-607	BUILDING #1 MAIN BUILDING (MB) - UPPER POOL MENS RESTROOM ELEVATIONS							*		*	
B1	I-608	BUILDING #1 MAIN BUILDING (MB) - LOWER POOL WOMENS RESTROOM ELEVATIONS							*		*	
B1	I-609	BUILDING #1 MAIN BUILDING (MB) - LOWER POOL MENS RESTROOM ELEVATIONS							*		*	
B1	I-610	BUILDING #1 MAIN BUILDING (MB) - MAIN POOL CABANA ELEVATIONS									*	
B1	I-701	BUILDING #1 MAIN BUILDING (MB) - MIRADOR TERRACE SERVICE BAR RACK DETAILS								*	*	
B1	I-702	BUILDING #1 MAIN BUILDING (MB) - SPLASH BAR COLUMN DETAILS					*				*	
B1	I-703	BUILDING #1 MAIN BUILDING (MB) - CAFE BELLA VISTA METAL PLANTER FRAME DETAILS									*	
B1	I-704	BUILDING #1 MAIN BUILDING (MB) - CAFE BELLA VISTA BAR DETAILS									*	
B1	I-710	BUILDING #1 MAIN BUILDING (MB) - CONVENTION CENTER PASSENGER ELEVATOR DETAILS			*						*	
B1	I-711	BUILDING #1 MAIN BUILDING (MB) - PANORAMIC ELEVATOR DETAILS			*						*	
B1	I-712	BUILDING #1 MAIN BUILDING (MB) - PANORAMIC ELEVATOR DETAILS			*						*	
B1	I-713	BUILDING #1 MAIN BUILDING (MB) - MIRADOR TERRACE SERVICE BAR DETAILS								*	*	
B1	I-714	BUILDING #1 MAIN BUILDING (MB) - SERVICE BAR BACK								*	*	
B1	I-715	BUILDING #1 MAIN BUILDING (MB) - UPPER POOL RESTROOM VANITY DETAILS									*	
B1	I-716	BUILDING #1 MAIN BUILDING (MB) - LOWER POOL RESTROOMS VANITY DETAILS									*	
B1	I-717	BUILDING #1 MAIN BUILDING (MB) - MAIN POOL RESTROOMS MIRROR DETAILS									*	
B1	I-718	BUILDING #1 MAIN BUILDING (MB) - MAIN POOL RESTROOM URINAL SCREEN DETAILS									*	
B1	I-719	BUILDING #1 MAIN BUILDING (MB) - CAFE BELLA VISTA BOTTLE DISPLAY									*	
B1	I-800	BUILDING #1 MAIN BUILDING (MB) - DOOR STYLES							*		*	

FF&E MATRIX

BUILDING #1 - MIRADOR TERRACE FF&E MATRIX

FF&E	ITEM	DESCRIPTION	QUANTITY
MRT	200	BAR HEIGHT TABLE	3
MRT	201	COFFEE TABLE GROUP	8
MRT	202	COFFEE TABLE	5
MRT	203	SQUARE DINING TABLE	8
MRT	204	SECTIONAL CORNER SOFA	3
MRT	250	BAR STOOL	12
MRT	251	LOUNGE CHAIR	24
MRT	252	OTTOMAN	4
MRT	253	DINING CHAIR	30
MRT	254	LEFT SECTIONAL SOFA	3
MRT	255	RIGHT SECTIONAL SOFA	3
MRT	256	FULL SOFAY	8
MRT	500	WALL SCONCE	13
MRT	501	COLUMN SCONCE	22
MRT	502	BAR SCONCE	2
MRT	800	PLANTER	7
MRT	801	RECTANGULAR PLANTER	14

1

BUILDING #1 - MAIN POOL RESTROMS FF&E MATRIX

FF&E	ITEM	DESCRIPTION	QUANTITY
PR	700	FULL MIRROR	4
PR	750	ARTWORK	2
PR	751	ARTWORK	1
PR	752	ARTWORK	1

BUILDING #1 - PANORAMIC ELEVATOR FF&E MATRIX

FF&E	ITEM	DESCRIPTION	QUANTITY
EL	500	CEILING LIGHT	2

BUILDING #1 - CAFE BELLA VISTA FF&E MATRIX

FF&E	ITEM	DESCRIPTION	QUANTITY
BV	200	2 TOP DINING TABLE	20
BV	201	4 TOP DINING TABLE	15
BV	250	BANQUETTE CUSHION SET	4
BV	251	DINING CHAIR	92
BV	252	BAR STOOL	4
BV	500	BAR LAMP	7
BV	501	TABLE LAMP	35
BV	800	EXISTING UMBRELLA	3
BV	801	UMBRELLA	10

BUILDING #1 - SPLASH BAR FF&E MATRIX

FF&E	ITEM	DESCRIPTION	QUANTITY
SB	200	DINING TABLE	7
SB	250	DINING CHAIR	38
SB	500	COLUMN SCONCE	16

BUILDING #1 - MAIN POOL FF&E MATRIX

FF&E	ITEM	DESCRIPTION	QUANTITY
PL	200	SIDE TABLE	155
PL	201	COFFEE TABLE	7
PL	202	CABANA MINI-BAR CABINET	7
PL	203	CABANA SIDE TABLE	7
PL	204	TABLE	7
PL	250	CHAISE LOUNGE 1	68
PL	251	CHAISE LOUNGE 2	146
PL	252	CHAISE LOUNGE 3	90
PL	253	LOUNGE CHAIR	14
PL	254	CABANA DAYBED	4
PL	255	CABANA CHAISE LOUNGE	6
PL	256	CHAIR	7
PL	257	SOFA	7
PL	500	CEILING FAN LIGHT	14
PL	501	WEDDING PAVILION SCONCE	52
PL	800	UMBRELLA	38

5/17/2021 4:10:23 PM
The original size of this drawing is 30"x42"
Copyright © 2011 WATG. All rights reserved.

Wimberly INTERIORS
a design studio of WATG
strategy planning architecture landscape interiors
new york | NY | 212 274 2626 watg.com

ROYAL BLUE HOSPITALITY, LLC
PO BOX 9832
SAN JUAN, PR 00908
PUERTO RICO

client | consultant

stamp | approval

key plan

100 % CD SET - MAIN BUILDING PHASE 1 | May 17, 2021 |

no.	date	issue
1	03/25/2021	MIRADOR TERRACE REVISED LIGHTING

issues | revisions

EL CONQUISTADOR RESORT
1000 EL CONQUISTADOR AVENUE
FAJARDO, PR 00738-3711
PUERTO RICO

project logo

BUILDING #1 MAIN BUILDING (MB) - SHEET INDEX AND SCHEDULES
sheet title

project no. 195056 date 10/14/20

checked by: MC
drawn by: AR

B1
component

I-002
sheet no.

FINISH SCHEDULE

Category: Metal (SUPPLIED BY G.C. INSTALLED BY G.C.)

ITEM #	SOURCE/ MFG	ITEM NAME	SWATCH
MT-100 Issued 3/27/2021	By Elevator Manufacturer W:	**Elevator Ceiling** Description: Stainless Steel Location: Refer to ID drawings Finish: Satin	
MT-101 Issued 3/27/2021	By Elevator Manufacturer W:	**Elevator Handrail** Location: Refer to ID Drawings Color: Champagne Finish: Satin Type: Stainless Steel	
MT-102 Issued 3/27/2021	BY GENERAL CONTRACTOR	**Dark Bronze metal** Location: Mirador Terrace Model #: Dark Bronze Finish: Satin	
MT-103 Issued 3/27/2021	BY GENERAL CONTRACTOR	**Medium Bronze** Location: Pool Restrooms Model #: Dark Bronze Finish: Satin	

Category: Paint (SUPPLIED BY G.C. INSTALLED BY G.C.)

ITEM #	SOURCE/ MFG	ITEM NAME	SWATCH
PT-100 Issued 3/27/2021	Sherwin Williams Attn: Rebecca Smith New York T: 516 375 1912 E: Rebecca.H.Smith@sherwin.com W:	**Semigloss Off-White Paint** Location: Refer to ID Drawings - Pool restrooms, elevators Range / Model #: SW7626 Color: Zurich White Finish: Semigloss Lacquer, Shop Painted	
PT-101 Issued 3/27/2021	Sherwin Williams Attn: Rebecca Smith New York T: 516 375 1912 E: Rebecca.H.Smith@sherwin.com W:	**Paint Below Handrail** Location: Refer to ID Drawings Range / Model #: SW7674 Color: Peppercorn Finish: Semigloss Lacquer, Shop Painted	
PT-102 Issued 3/27/2021	SHERWIN- WILLIAMS Attn: Thomas Brummett 2200 w. Orangewood Ave. Suite 235 Orange CA 92868 T: 714-634-5700 x 117 E: Thomas.W.Brummett@sherwin.com	**High Reflective White** Location: Refer to ID Drawings Range / Model #: SW7757 Color: High Reflective White	
PT-103 Issued 3/27/2021	Sherwin Williams Attn: Rebecca Smith New York T: 516 375 1912 E: Rebecca.H.Smith@sherwin.com W:	**Outdoor paint** Location: Bella Vista banquette, Refer to ID drawings Range / Model #: SW7648 Color: Big Chill Finish: Eggshell, Provide additional outdoor finishes as needed	
PT-104 Issued 3/27/2021	Sherwin Williams Attn: Rebecca Smith New York T: 516 375 1912 E: Rebecca.H.Smith@sherwin.com W:	**Millwork Paint** Location: Bella Vista millwork Refer to ID Drawings Range / Model #: SW7029 Color: Agreeable gray Finish: Semigloss Lacquer, Shop Painted	

Category: Stone (SUPPLIED BY G.C. INSTALLED BY G.C.)

ITEM #	SOURCE/ MFG	ITEM NAME	SWATCH
ST-100 Issued 3/27/2021	CaesarStone - NY Attn: Renee Pecquex 165 Randolph Street Brooklyn, NY 11237 USA T +1 877 662 7001 E renee.pecquex@caesarstoneus.com	**Bar Top** Location: Mirador Terrace Type: Quartz Finish: Polished Dimension: Refer To ID Drawings Color: 5141 - Frosty Carrina Thickness: 1 1/4"	
ST-101 Issued 3/27/2021	Marble Systems Attn: ARDA DALKILIC 15 East 16th Street NEW YORK, NY, NY 10003 T 212 627 8300 E arda@marblesystems.com	**Bar Top** Location: Splash Bar bar top Type: Granite - Metallic Black Finish: Polished Dimension: Slab; Refer To ID Drawing	
ST-102 Issued 3/27/2021	Marble Systems Attn: ARDA DALKILIC 15 East 16th Street NEW YORK, NY, NY 10003 T 212 627 8300 E arda@marblesystems.com	**Bar Top** Location: Bella Vista bar top Type: Granite - cosmic black Finish: Polished Dimension: Slab; Refer To ID Drawing	
ST-103 Issued 3/27/2021	CaesarStone - NY Attn: Renee Pecquex 165 Randolph Street Brooklyn, NY 11237 USA T: +1 877 662 7001 E: renee.pecquex@caesarstoneus.com	**Stone Threshold** Location: Refer to ID Drawings Type: Quartz - Mont Blanc - 5043 Finish: Honed Dimension: Refer to ID Drawings Thickness: 3/4"	

Category: Special Finishes (SUPPLIED BY G.C. INSTALLED BY G.C.)

ITEM #	SOURCE/ MFG	ITEM NAME	SWATCH
SF-100 Issued 3/27/2021	By Specialist	**Pewter Concrete** Location: Mirador Terrace Type: Concrete Finish: Honed Dimension: Refer to ID Drawings	
SF-101 Issued 3/27/2021	By Specialist	**Off White Plaster** Model #: Custom Plaster Color: Benjamin Moore OC-19 Seapearl Finish: Textured Location: Splash bar Columns – Refer to ID Drawings	
SF-102 Issued 3/27/2021	By Specialist	**Warm gray concrete** Location: Splash bar Pool bar top Type: Concrete Finish: Honed and sealed Dimension: Refer to ID Drawings	
SF-103 Issued 3/27/2021	By Specialist	**Taupe plaster** Location: Bella Vista Bar die Type: Plaster per drawing Finish: Semigloss, outdoor Dimension: Refer to ID Drawings	
SF-104 Issued 3/27/2021	By Specialist	**Custom mosaic** Description: Custom Mosaic installation per ID concept image Location: Pizza oven cladding Type: Black ceramic tile Finish: Polished Dimension: Refer to ID Drawings	
SF-105 Issued 3/27/2021	By Specialist	**Cast Concrete in Tadelakt** Model #: Custom Plaster - Wet rated Color: Benjamin Moore OC-19 Seapearl Finish: Textured Location: Pool Restrooms - Refer to ID Drawings	

Category: Tile (SUPPLIED BY G.C. INSTALLED BY G.C.)

ITEM #	SOURCE/ MFG	ITEM NAME	SWATCH
TL-100 Issued 3/27/2021	Argenta Ceramica S.L. Carretera Viver-puerto de Burriana, KM 61 12540 Vila-real T: 964 324 003	**Field Tile** Description: Kalksten - Unglazed Porcelain Stoneware Location: Refer to ID Drawings - Pool Restrooms Color: Artic Finish: Matt Dimension: 12" x 12"	
TL-101 Issued 3/27/2021	Marble Systems Attn: ARDA DALKILIC 15 East 16th Street NEW YORK, NY, NY 10003 T: 212 627 8300 E: arda@marblesystems.com W:	**Accent Floor Tile** Description: Kaleidescope Multi Color Pattern Porcelain Location: Refer to ID Drawings - elevator cabs Range / Model: Casal Blue, Camelias, Kaleidoscope Color: Multi Color Finish: R11 Matte Dimension: Custom 8" x 8"	
TL-102 Issued 3/27/2021	Argenta Ceramica S.L. Carretera Viver-puerto de Burriana, KM 61 12540 Vila-real T: 964 324 003	**Gray Floor Tile** Description: Kalksten Hammer - Glazed Porcelain Stoneware Location: Refer to ID Drawings - Convention center elevator Color: Winter Finish: Matte Dimension: 24" x 24" Type: Porcelain	
TL-102A Issued 3/27/2021	Argenta Ceramica S.L. Carretera Viver-puerto de Burriana, KM 61 12540 Vila-real T: 964 324 003	**Gray Base Tile** Description: Kalksten Hammer - Glazed Porcelain Stoneware Location: Refer to ID Drawings - Convention center elevator Color: Winter Finish: Matte Dimension: 6" x 24" Type: Porcelain	
TL-103 Issued 3/27/2021	Country Floors Attn: ARDA DALKILIC 15 E. 16th Street New York, NY 10003 T: 212 627 8300 E: arda@marblesystems.com W:	**Green Tile** Location: Mirador Terrace Color: Green Finish: Glossy Model #: Zellige Midan Dimensions: 4"x4"	
TL-104 Issued 3/27/2021	Country Floors Attn: ARDA DALKILIC 15 E. 16th Street New York, NY 10003 T: 212 627 8300 E: arda@marblesystems.com W:	**Terracotta tile** Location: Mirador Terrace Color: Beige Finish: Glossy Model #: Zellige Midan Dimensions: 4"x4"	
TL-105 Issued 3/27/2021	Country Floors Attn: ARDA DALKILIC 15 E. 16th Street New York, NY 10003 T: 212 627 8300 E: arda@marblesystems.com W:	**White Tile** Location: Mirador Terrace Color: Light White Finish: Glossy Model #: Zellige Midan Dimensions: 4"x4"	
TL-106 Issued 3/27/2021	Marble Systems Attn: ARDA DALKILIC 15 East 16th Street NEW YORK, NY, NY 10003 T 212 627 8300 E arda@marblesystems.com	**Accent Tile** Description: Custom Printed Tile Location: Mirador Terrace Color: Custom Finish: glossy Dimension: 8" x 8" Thickness: 1/4"	
TL-107 Issued 3/27/2021	Marble Systems Attn: ARDA DALKILIC 15 East 16th Street NEW YORK, NY, NY 10003 T 212 627 8300 E arda@marblesystems.com	**Custom Print Tile** Description: Custom Printed Tile Location: Splash Bar - Bar front Color: Custom Finish: Matte Dimension: 8" x 8" Thickness: 1/4"	
TL-108 Issued 3/27/2021	Marble Systems Attn: ARDA DALKILIC 15 East 16th Street NEW YORK, NY, NY 10003 T 212 627 8300 E arda@marblesystems.com	**Blue Glazed brick** Description: Temple Glazed Brick Location: Splash Bar - Column bases Color: AquaMarine Finish: Leather Dimension: 2 1/8"x7 1/2"x1/2"	
TL-109 Issued 3/27/2021	Dal-Tile Attn: Donna E Apcar 3550 Tyburn St. Suite 101 Los Angeles , CA 90065 U.S.A. E: donna.apcar@daltile.com	**Quarry Tile** Description: Quarry Tile Location: Refer to ID Drawings Color: ARID GRAY 0Q42 Finish: Matte Dimension: 6"x 6"	
TL-110 Issued 3/27/2021	Argenta Ceramica S.L. Carretera Viver-puerto de Burriana, KM 61 12540 Vila-real T: 964 324 003	**Floor Tile** Description: Kalksten - Unglazed Porcelain Stoneware Location: Refer to ID Drawings - Pool Restrooms Color: Artic Finish: Matt Dimension: 12" x 12"	
TL-110A Issued 3/27/2021	Argenta Ceramica S.L. Carretera Viver-puerto de Burriana, KM 61 12540 Vila-real T: 964 324 003	**Tile base** Description: Kalksten - Unglazed Porcelain Stoneware Location: Refer to ID Drawings - Pool Restrooms Color: Artic Finish: Matt Dimension: 12" x 6"	
TL-111 Issued 3/27/2021	Argenta Ceramica S.L. Carretera Viver-puerto de Burriana, KM 61 12540 Vila-real T: 964 324 003	**Wall Tile** Description: Kalksten - Wall tile white body Location: Refer to ID Drawings - Pool Restrooms Color: Artic Finish: Matt Dimension: 12" x 36"	
TL-112 Issued 3/27/2021	Marble Systems Attn: ARDA DALKILIC 15 East 16th Street NEW YORK, NY, NY 10003 T 212 627 8300 E arda@marblesystems.com	**Accent Floor** Description: District Multi finish hex Location: Pool Restroom - Refer to ID drawings Range / Model: XUL05003 Color: Multicolor Finish: Multi finish Dimension: 7 3/4"x13 1/2"x3/8"	

Category: Wood (SUPPLIED BY G.C. INSTALLED BY G.C.)

ITEM #	SOURCE/ MFG	ITEM NAME	SWATCH
WD-100 Issued 3/27/2021	BY GENERAL CONTRACTOR	**Dark Stained Wood** Location: Refer To ID Drawings - Panoramic Elevator Species: European Oak Cut: Quarter Sawn Finish: Dark Sheen Level: 40% , To Match ID Sample	
WD-101 Issued 3/27/2021	BY GENERAL CONTRACTOR	**Wood Laminate** Description: Wood Laminate Location: Refer To ID Drawings - Pool Restrooms Finish: Washed Teak Sheen Level: 40% , To be coordinated with ID	

Copyright © 2011 WATG. All rights reserved.

5/17/2021 4:10:24 PM
The original size of this drawing is 30"x42"

100 % CD SET - MAIN BUILDING PHASE 1 | May 17, 2021 |

Wimberly INTERIORS
a design studio of WATG
strategy planning architecture landscape interiors
new york | NY | 212 274 2626 watg.com

ROYAL BLUE HOSPITALITY, LLC
PO BOX 9832
SAN JUAN, PR 00908
PUERTO RICO

client | consultant

stamp | approval

key plan

no.	date	issue
1	03/25/2021	MIRADOR TERRACE REVISED LIGHTING

issues | revisions

EL CONQUISTADOR RESORT
1000 EL CONQUISTADOR AVENUE
FAJARDO, PR 00738-3711
PUERTO RICO

project logo

BUILDING #1 MAIN BUILDING (MB) - FINISH SCHEDULE
sheet title

project no. 195056 date 11/23/20

checked by: Checker
drawn by: Author

B1
component

I-003
sheet no.

PLUMBING FIXTURE SCHEDULE

ITEM #	SOURCE/ MFG	ITEM NAME	SWATCH
Category: Plumbing Fixtures			
PF-B10 Issued	Kohler NY Attn: Lara Garahan 444 Highland Drive Mail Stop 419 Kohler, WI 53044 United States E: lara.garahan@kohler.com	**Touchless Faucet** Model #: K-13472-CP Description: Touchless as per Hilton's Standards Finish: Polished Chrome Dimension: 24" (610 mm) flexible supply hoses for easy installation. 6-3/16" (157 mm) spout reach	
PF-D10 Issued	Kohler NY Attn: Lara Garahan 444 Highland Drive Mail Stop 419 Kohler, WI 53044 United States E: lara.garahan@kohler.com	**Toilet Floor Mounted** Model #: K-96053-SS Description: Finish: White Dimension: 26-3/8" (670 mm) x 14 -17/8" (381 mm) x 15-1/4" (386 mm) Accessories: Seat Stronghold K -4731-C-0 White	
PF-D10.1 Issued	Kohler NY Attn: Lara Garahan 444 Highland Drive Mail Stop 419 Kohler, WI 53044 United States E: lara.garahan@kohler.com	**Toilet Flushometer** Model #: K-10956-SV-CP Description: Touchless as per Hilton's Standards Finish: Polished Chrome Dimension: Intended for toilet installations with 1-1/2" spud coupling connection	
PF-D11 Issued	Kohler NY Attn: Lara Garahan 444 Highland Drive Mail Stop 419 Kohler, WI 53044 United States E: lara.garahan@kohler.com	**Urinal** Model #: K-4991-ET-0 Finish: White Dimension: 3/4" (190 mm) top spud., 0.125 - 1.0 gpf (0.47 - 308 lpf)., 14" (356 mm) extended rim.	
PF-D11.1 Issued	Kohler NY Attn: Lara Garahan 444 Highland Drive Mail Stop 419 Kohler, WI 53044 United States E: lara.garahan@kohler.com	**Urinal Flushometer** Model #: K-7537-CP Description: Touchless as per Hilton's Standards Finish: Polished Chrome Dimension: Intended for urinal installations with 3/4" spud coupling connection.	
PF-D12 Issued	Kohler NY Attn: Lara Garahan 444 Highland Drive Mail Stop 419 Kohler, WI 53044 United States E: lara.garahan@kohler.com	**Toilet Floor Mounted Accessible** Model #: K-96057 Finish: White Dimension: 26-1/2" (673 mm) x 16 -1/2" (419 mm) x 13-1/4" Accessories: Seat Stronghold K -4731-C-0 White	
PF-E10 Issued	McGuire Manufacturing Co., Inc. 60 Grandview Court Cheshire, CT 06410 T: (203) 699-1081 F: (203) 699-1813 E: customerservice@mcguiremfg.com W: mcguiremfg.com	**Cast Body P-Trap** Model #: Eco-Line Collection Finish: Chrome Dimensions: 4-1/2" x 11"	

BATHROOM ACCESSORIES SCHEDULE

ITEM #	SOURCE/ MFG	ITEM NAME	SWATCH
Category: Bath Accessories			
BA-A10 Revised 3/29/2021	Bradley Corp PO Box 309 Menomonee Falls, WI 53051 T: 800-272-3539 E: international@bradleycorp.com	**Toilet Paper Holder** Model #: 5126.00 5126.00 Finish: Polished Chrome Dimension: 12-5/8"W x 6-3/8"H x 2"D (321 x 162 x 51mm)	
BA-D10 Revised 3/29/2021	Bradley Corp PO Box 309 Menomonee Falls, WI 53051 T: 800-272-3539 E: international@bradleycorp.com	**Soap Dispenser** Model #: 6-3100-PC Finish: Polished Chrome Dimension: Ensure mounting hole is 1-3/8"	
BA-D11 Revised 3/29/2021	Bradley Corp PO Box 309 Menomonee Falls, WI 53051 T: 800-272-3539 E: international@bradleycorp.com	**Coat Hook** Model #: 9119-81 Finish: Satin Stainless Steel Dimension: Escutcheon diameter 3" (76mm) diameter. Projects 3 1/4" (83mm).	
BA-D12 Revised 3/29/2021	Bradley Corp PO Box 309 Menomonee Falls, WI 53051 T: 800-272-3539 E: international@bradleycorp.com	**Sanitary Napkin Disposal** Model #: 4A10-11 Finish: Satin Stainless Steel Dimension: Unit 8" W, 10 1/16" H, 3 7/8" D (203 x 256 x 98mm)	
BA-D13 Revised 3/29/2021	Bradley Corp PO Box 309 Menomonee Falls, WI 53051 T: 800-272-3539 E: international@bradleycorp.com	**Paper Towel Dispenser/Waste** Description: Semi-Recessed Model #: 237-10 Finish: Satin Stainless Steel Dimension: 17 1/8" W, 56" H, 4" D (435 x 1422 x 100mm). Extends 4" (100mm) from wall.	
BA-D14 Revised 3/29/2021	Bradley Corp PO Box 309 Menomonee Falls, WI 53051 T: 800-272-3539 E: international@bradleycorp.com	**Baby Changing Station** Model #: 962.00 Finish: Brushed Stainless Steel Dimension: 37 1/2" W x 21 5/8" H (953 mm x 549 mm) Depth (closed): ¼" (6 mm) Extension (open): 15" (381 mm) Rough Wall Opening: 35½" W x 20½" H (900 x 529 mm) Depth: 4¼"min. (108 mm)	
BA-E10 Revised 3/29/2021	Bradley Corp PO Box 309 Menomonee Falls, WI 53051 T: 800-272-3539 E: international@bradleycorp.com	**Grab Bar 36"** Model #: 812-00-36 812-00-36 Finish: Satin Stainless Steel Dimension: 36" (915mm). 1-1/2" (38mm) diameter tubing	
BA-E11 Revised 3/29/2021	Bradley Corp PO Box 309 Menomonee Falls, WI 53051 T: 800-272-3539 E: international@bradleycorp.com	**Grab Bar 42"** Model #: 812-00-42 Finish: Satin Stainless Steel Dimension: 42" (1065mm). 1-1/2" (38mm) diameter tubing	

BATHROOM ACCESSORIES SCHEDULE

ITEM #	SOURCE/ MFG	ITEM NAME	SWATCH
Category: Hardware			
HA-A10 Revised 5/11/2021	ASSA ABLOY Attn: Jerry Lomaka Door Security Solutions of Hawaii 909 Kaipii St. Kailua, HI 96734 T: 808-263-3855 F: 808-263-2225 E: jlomaka@assaabloydss.com	**Entry Door Pull** Model #: RM7700 Description: GeoMetek Straight Flat End Hex Pull Finish: As Per Drawings Dimensions: CTC 18" x 2 3/4" Projection	
HA-A11 Revised 5/11/2021	Baldwin Hardware 841 East Wyomissing Boulevard Reading, PA 19611 T: 800.566.1986 F: 610.796.4601	**Stall Door Lever** Model #: 5173.1023.5046.PASS Description: Estate Lever Finish: As Per Drawings	
HA-A12 Revised 5/11/2021	Schlage T: 888-805-9837 E: consumerschlage@allegion.com W: www.schlage.com	**Privacy Lock** Model #: B571 61-509 Description: Door bolt occupancy indicator, 61-509 emergency key included Finish: As Per Drawings	
HA-A13 Revised 5/11/2021	Baldwin Hardware 841 East Wyomissing Boulevard Reading, PA 19611 T: 800.566.1986 F: 610.796.4601	**Deadbolt** Model #: 8041.102 Description: Contemporary Deadbolt Finish: As Per Drawings	
HA-A14 Revised 5/11/2021	ASSA ABLOY Attn: Jerry Lomaka Door Security Solutions of Hawaii 909 Kaipii St. Kailua, HI 96734 T: 808-263-3855 F: 808-263-2225 E: jlomaka@assaabloydss.com	**Push Plate** Model #: RM1020H Description: Rockwood Push Plate Square Corners Screw Mount Finish: As Per Drawings Dimensions: 4" x 22"	
HA-A15 Revised 5/11/2021	Baldwin Hardware 841 East Wyomissing Boulevard Reading, PA 19611 T: 800.566.1986 F: 610.796.4601	**Cabinet Pull** Model #: 4674.102 Description: Wire Pull Finish: As Per Drawings Dimensions: 3.5" CTC	
HA-B10 Revised 5/11/2021	Schlage T: 888-805-9837 E: consumerschlage@allegion.com W: www.schlage.com	**Door Hinge** Model #: 1020-716 Description: 4" Square Hinge Finish: As Per Drawings Dimensions: 4" x 4" Square corner	
HA-C10 Revised 5/11/2021	ASSA ABLOY Hospitality Ltd. 21 Stadium Way Portman Rd Reading , Berkshire RG30 6BX United Kingdom T: 441 189 452 200 F: 441 189 451 375	**Door Stop** Model #: RM872 Description: Rookwood Base board mounted Finish: As Per Drawings Dimensions: 5/8" D x 3-3/75" P	
HA-C11 Revised 5/11/2021	ASSA ABLOY Attn: Jerry Lomaka Door Security Solutions of Hawaii 909 Kaipii St. Kailua, HI 96734 T: 808-263-3855 F: 808-263-2225 E: jlomaka@assaabloydss.com	**Door Bottom Sweep** Model #: 90041_SB Description: Pemko Door Bottom Sweep Finish: As Per Drawings	
HA-C12 Revised 5/11/2021	ASSA ABLOY Attn: Jerry Lomaka Door Security Solutions of Hawaii 909 Kaipii St. Kailua, HI 96734 T: 808-263-3855 F: 808-263-2225 E: jlomaka@assaabloydss.com	**Perimeter Gasket Seal** Model #: S88 Description: Pemko Adhesive Gasketing Finish: As Per Drawings	
HA-D10 Revised 5/11/2021	Dormakaba Singapore Pte Ltd Attn: Florence Loh T: +65 6268 7633 E: florence.loh@dormakaba.com W: dormakaba.sg	**Concealed Door Closer** Model #: ITS96 Description: Concealed Door Hardware for Restroom Main Entry Door Finish: As Per Drawings	

ARCHITECTURAL LIGHTING SCHEDULE

SUPPLIED AND INSTALLED BY G.C.

SYMBOL	CODE	
	LD-01	RECESSED DOWNLIGHT
	LD-02	RECESSED WALL WASHER
	LD-03	SURFACE MOUNTED ADJUSTABLE LIGHT
	LD-04	PERIMETER LINEAR UPLIGHT FIXTURE
	LD-05	UNDER COUNTER STRIP LIGHT

NOTE:
SEE LIGHTING DESIGNER DRAWINGS AND SPECIFICATIONS FOR DETAILED INFORMATION ON EACH ARCHITECTURAL FIXTURE INCLUDING LOCATION AND ELECTRICAL REQUIREMENTS

2

Copyright © 2011 WATG - all rights reserved

5/17/2021 4:10:25 PM
The original size of this drawing is 30"x42"

100 % CD SET - MAIN BUILDING PHASE 1 | May 17, 2021 |

Wimberly INTERIORS
a design studio of WATG
strategy planning architecture landscape interiors
new york | NY | 212 274 2626 watg.com

ROYAL BLUE HOSPITALITY, LLC
PO BOX 9832
SAN JUAN, PR 00908
PUERTO RICO

client | consultant

stamp | approval

key plan

no.	date	issue
2	05/11/2021	MAIN BUILDING REVISED

issues | revisions

EL CONQUISTADOR RESORT
1000 EL CONQUISTADOR AVENUE
FAJARDO, PR 00738-3711
PUERTO RICO

BUILDING #1 MAIN BUILDING (MB) - LIGHTING, HARDWARE, PLUMBING FIXTURES & BATHROOM ACCESSORIES
sheet title

project no. 195056 date 03/10/21

checked by: MC
drawn by: AR

B1
component

I-004
sheet no.

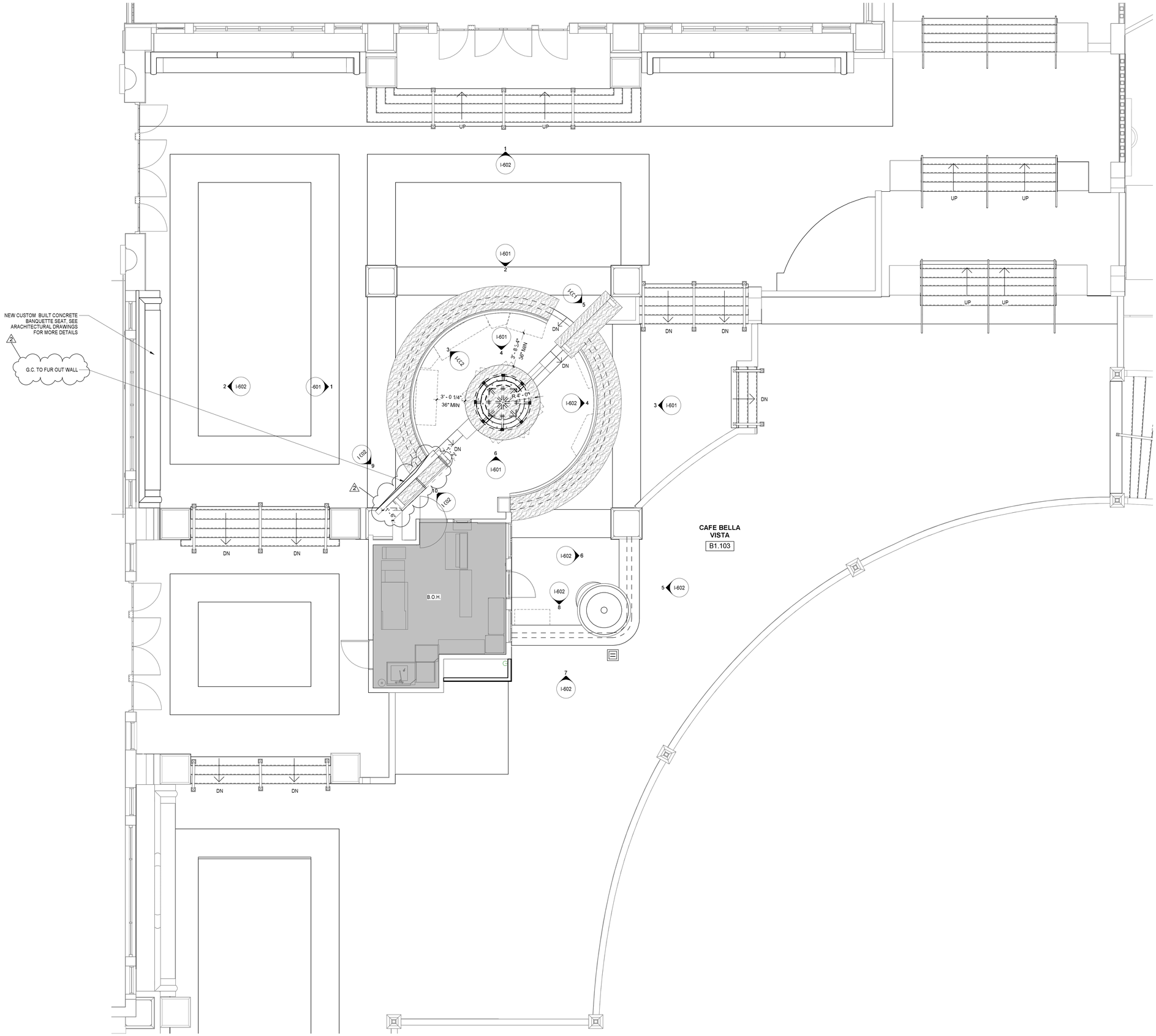

1 **CAFE BELLA VISTA KEY PLAN**
1/4" = 1'-0"

5/17/2021 4:12:21 PM
The original size of this drawing is 30"x42"
Copyright © 2011 WATG. All rights reserved.

Wimberly INTERIORS
a design studio of WATG
strategy planning architecture landscape interiors
new york | NY | 212 274 2626 watg.com

ROYAL BLUE HOSPITALITY, LLC
PO BOX 9832
SAN JUAN, PR 00908
PUERTO RICO

client | consultant

stamp | approval

key plan

no.	date	issue
2	05/11/2021	MAIN BUILDING REVISED

issues | revisions

EL CONQUISTADOR RESORT
1000 EL CONQUISTADOR AVENUE
FAJARDO, PR 00738-3711
PUERTO RICO

project logo

BUILDING #1 MAIN BUILDING (MB) - CAFE BELLA VISTA KEY PLAN
sheet title

project no. 195056 date 12/11/20

checked by: MC
drawn by: AR

B1
component

I-154
sheet no.

100 % CD SET - MAIN BUILDING PHASE 1 | May 17, 2021 |

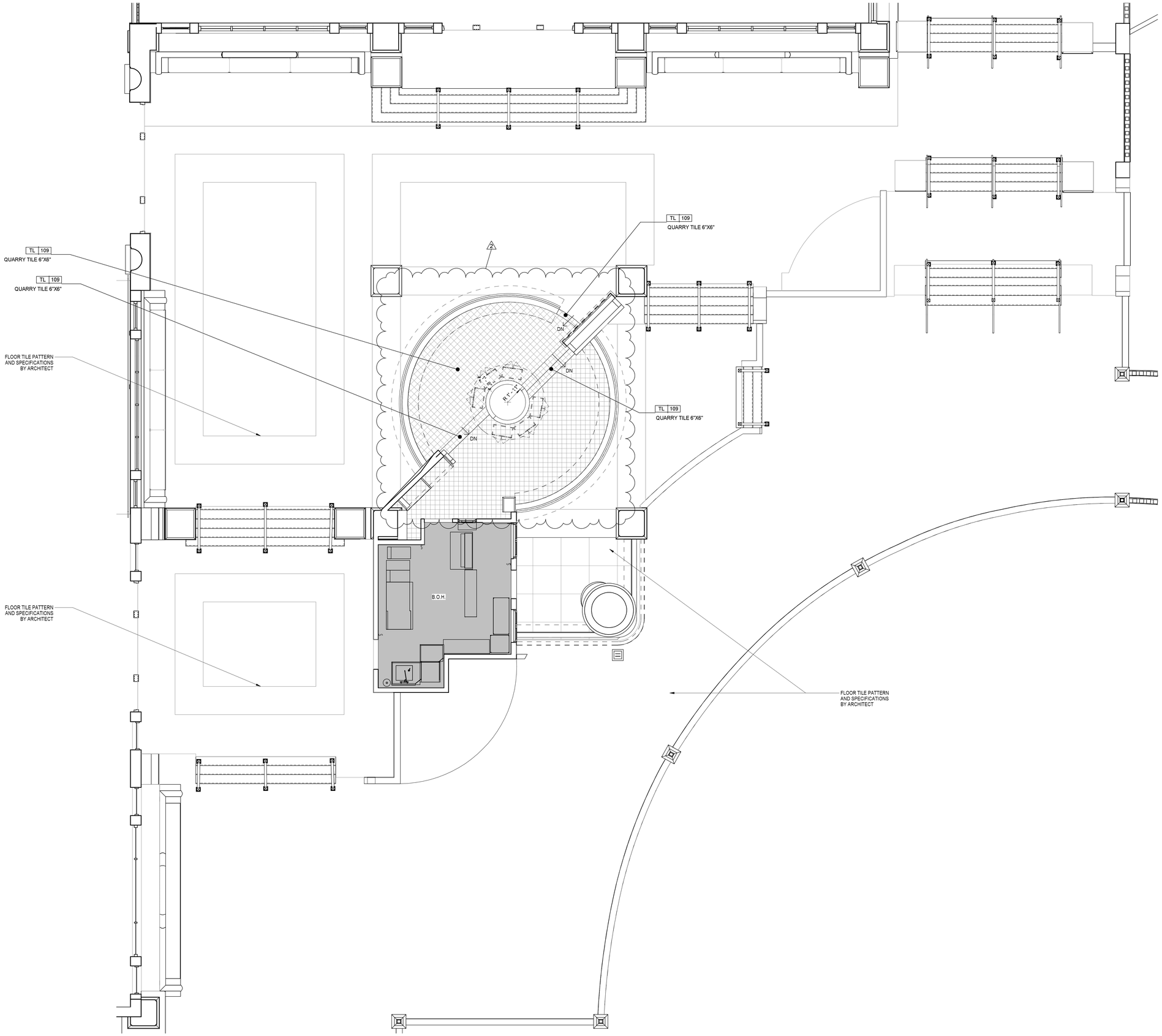

1 CAFE BELLA VISTA FLOOR FINISH PLAN

1/4" = 1'-0"

5/17/2021 4:12:36 PM
The original size of this drawing is 30"x42"

Copyright © 2011 WATG. All rights reserved.

100 % CD SET - MAIN BUILDING PHASE 1 | May 17, 2021 |

Wimberly INTERIORS
a design studio of WATG
strategy planning architecture landscape interiors
new york | NY | 212 274 2626 watg.com

ROYAL BLUE HOSPITALITY, LLC
PO BOX 9832
SAN JUAN, PR 00908
PUERTO RICO

client | consultant

stamp | approval

key plan

no.	date	issue
2	05/11/2021	MAIN BUILDING REVISED

issues | revisions

EL CONQUISTADOR RESORT
1000 EL CONQUISTADOR AVENUE
FAJARDO, PR 00738-3711
PUERTO RICO

project logo

BUILDING #1 MAIN BUILDING (MB) - CAFE BELLA VISTA FLOOR FINISH PLAN

sheet title

project no. 195056 date 01/19/21

checked by: MC
drawn by: AR

B1
component

I-254
sheet no.

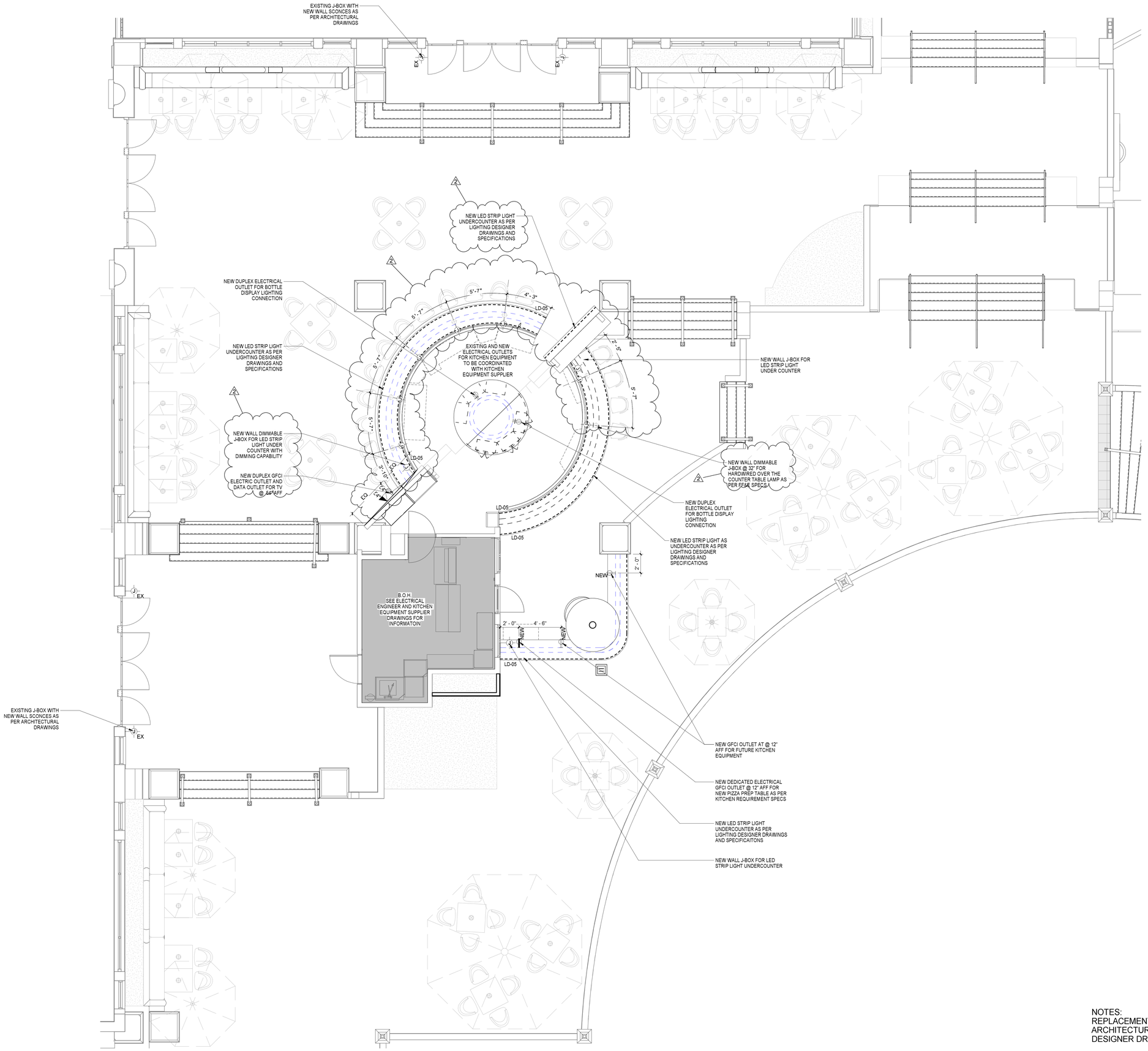

1 CAFE BELLA VISTA ELECTRICAL PLAN

1/4" = 1'-0"

NOTES:
REPLACEMENT OF STEP LIGHTING AND NEW ARCHITECTURAL LIGHTING AS PER LIGHTING DESIGNER DRAWINGS AND SPECIFICATONS

SEE KITCHEN EQUIPMENT DRAWINGS AND SPECS FOR ELECTRICAL REQUIREMENTS

5/17/2021 4:13:17 PM
The original size of this drawing is 30"x42"
Copyright © 2011 WATG. All rights reserved.

100 % CD SET - MAIN BUILDING PHASE 1 | May 17, 2021 |

Wimberly INTERIORS
a design studio of WATG
strategy planning architecture landscape interiors
new york | NY | 212 274 2626 watg.com

ROYAL BLUE HOSPITALITY, LLC
PO BOX 9832
SAN JUAN, PR 00908
PUERTO RICO

client | consultant

stamp | approval

key plan

no.	date	issue
2	05/11/2021	MAIN BUILDING REVISED

issues | revisions

EL CONQUISTADOR RESORT
1000 EL CONQUISTADOR AVENUE
FAJARDO, PR 00738-3711
PUERTO RICO

project logo

BUILDING #1 MAIN BUILDING (MB) - CAFE BELLA VISTA ELECTRICAL PLAN

sheet title

project no. 195056 date 01/19/21

checked by: MC
drawn by: AR

B1
component

I-354
sheet no.

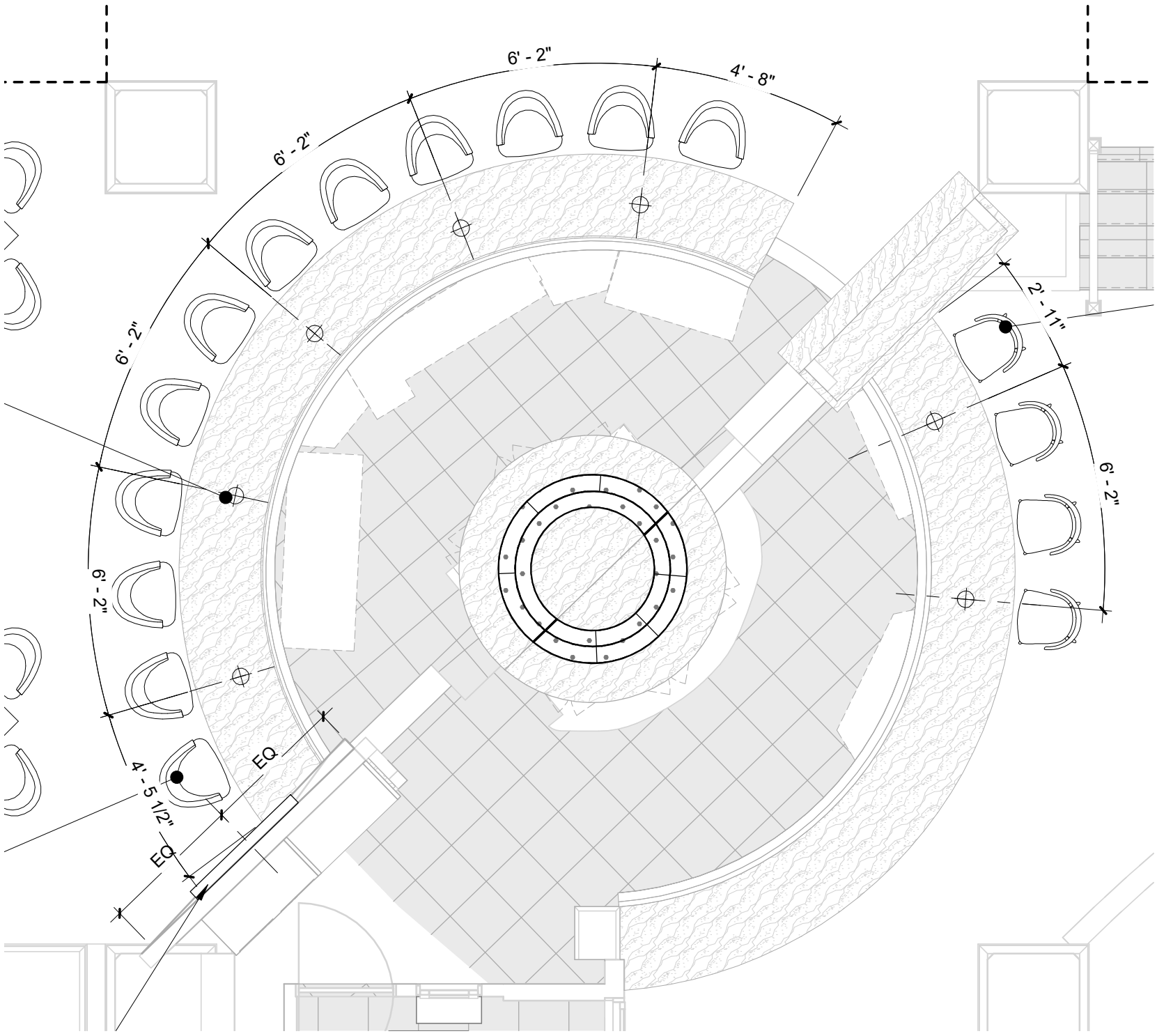

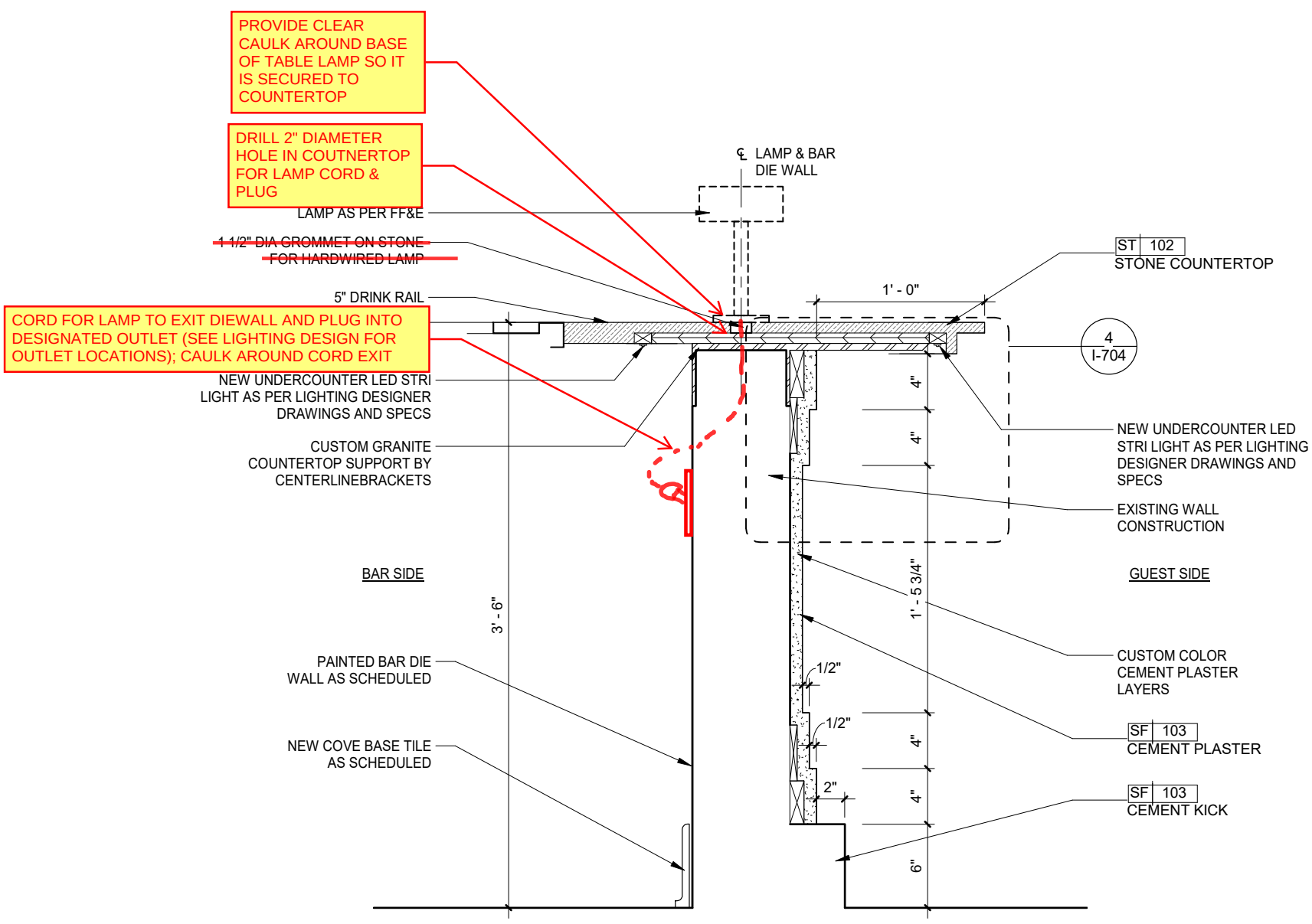

Cafe Bella Vista Bar: Bar Lamp Locations & Mounting Detail

Wimberly Interiors 10/06/21

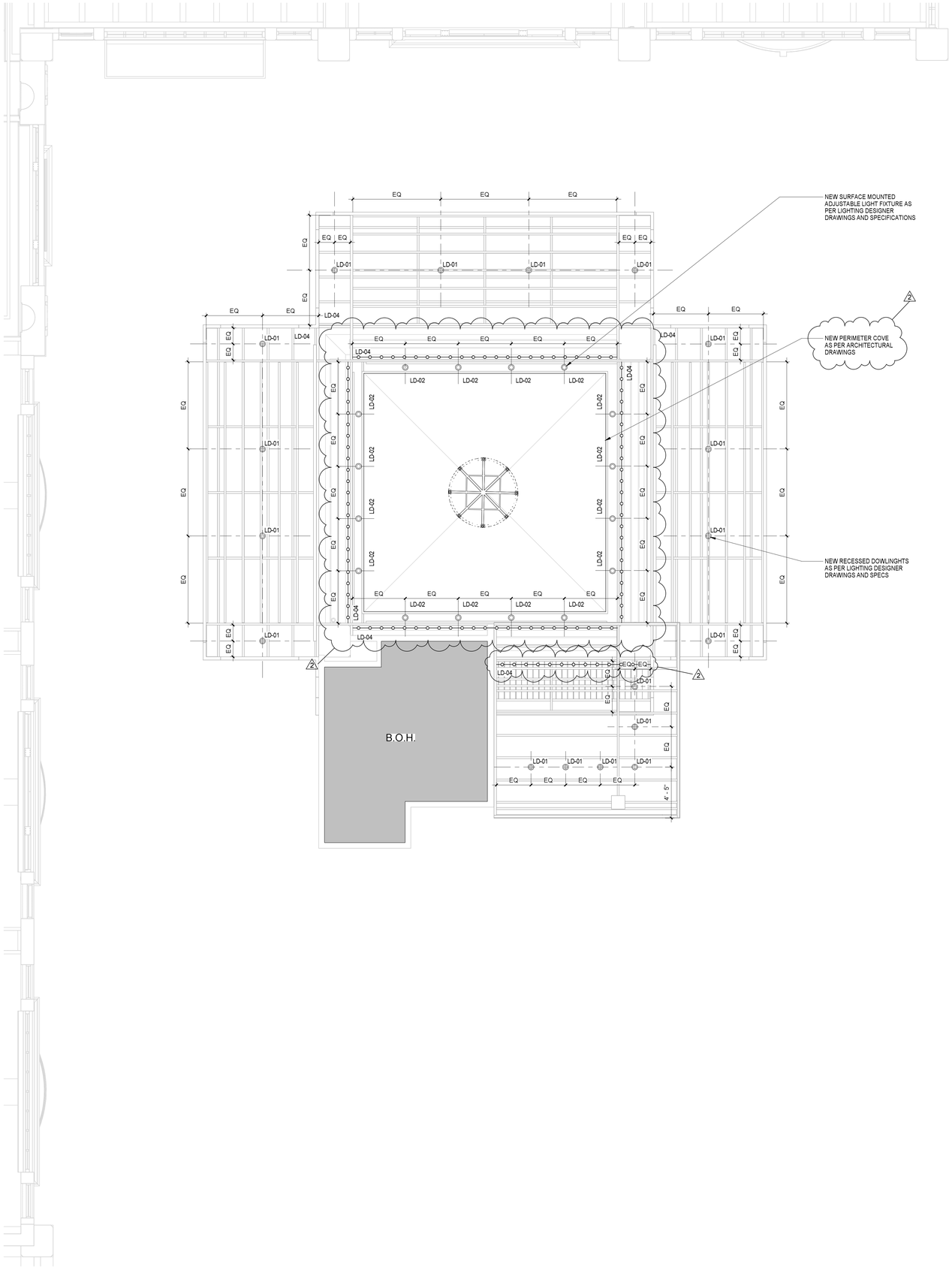

1 **CAFE BELLA VISTA REF. CLG. PLAN**
1/4" = 1'-0"

NOTE:
SEE LIGHTING DESIGNER DRAWINGS AND SPECS FOR ALL ARCHITECTURAL LIGHTING INFORMATION

Wimberly INTERIORS
a design studio of WATG
strategy planning architecture landscape interiors
new york | NY | 212 274 2626 watg.com

ROYAL BLUE HOSPITALITY, LLC
PO BOX 9832
SAN JUAN, PR 00908
PUERTO RICO

client | consultant

stamp | approval

key plan

no.	date	issue
2	05/11/2021	MAIN BUILDING REVISED

issues | revisions

EL CONQUISTADOR RESORT
1000 EL CONQUISTADOR AVENUE
FAJARDO, PR 00738-3711
PUERTO RICO

project logo

BUILDING #1 MAIN BUILDING (MB) - CAFE BELLA VISTA REF. CLG. PLAN
sheet title

project no. 195056 date 01/19/21

checked by: MC
drawn by: AR

B1
component

I-454
sheet no.

100 % CD SET - MAIN BUILDING PHASE 1 | May 17, 2021 |

5/17/2021 4:13:48 PM
The original size of this drawing is 30"x42"

Copyright © 2011 WATG. All rights reserved.

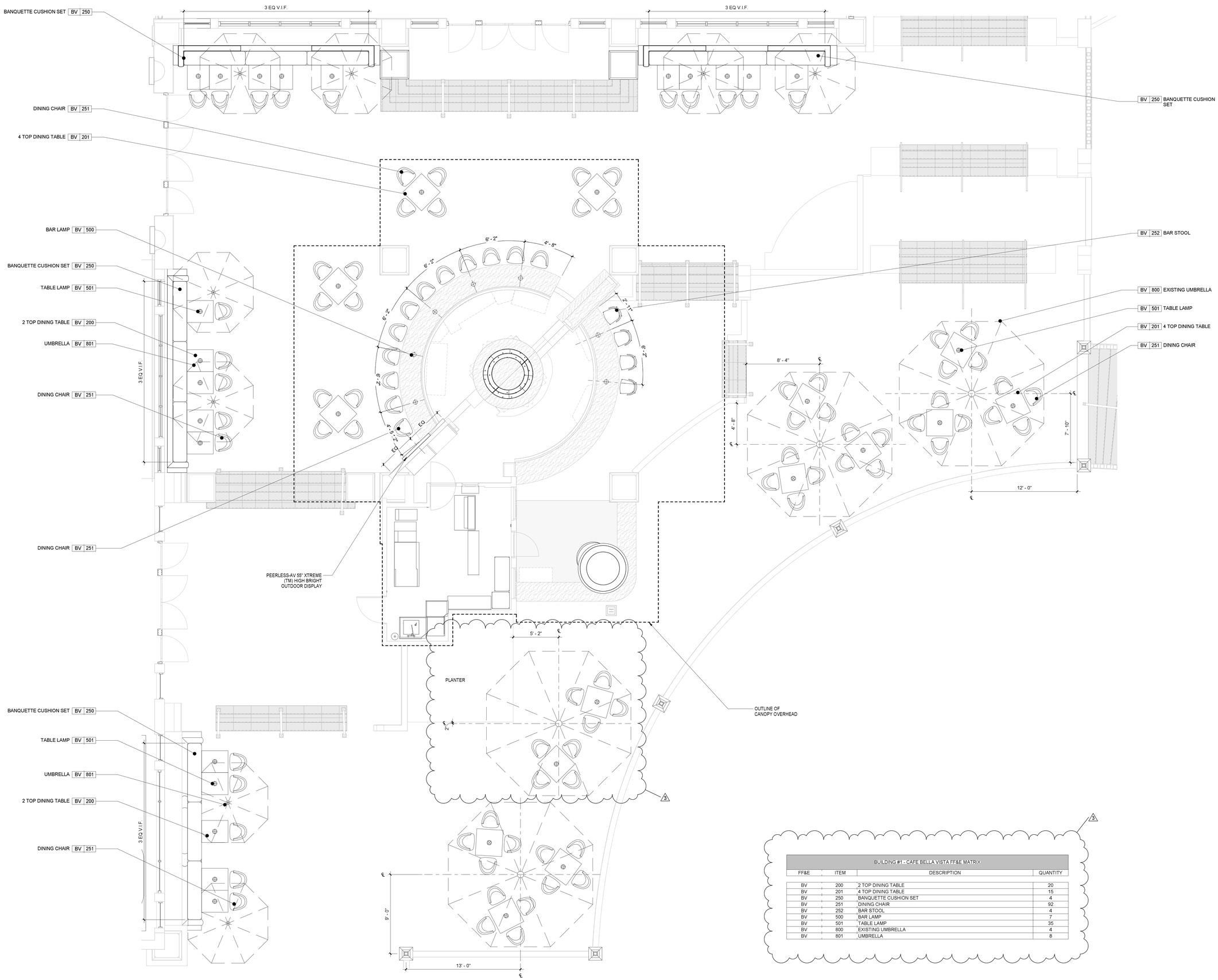

BUILDING #1 - CAFE BELLA VISTA FF&E MATRIX			
FF&E	ITEM	DESCRIPTION	QUANTITY
BV	200	2 TOP DINING TABLE	20
BV	201	4 TOP DINING TABLE	15
BV	250	BANQUETTE CUSHION SET	4
BV	251	DINING CHAIR	92
BV	252	BAR STOOL	4
BV	500	BAR LAMP	7
BV	501	TABLE LAMP	35
BV	800	EXISTING UMBRELLA	4
BV	801	UMBRELLA	8

1 CAFE BELLA VISTA FF&E PLAN

1/4" = 1'-0"

10/26/2021 3:50:24 PM
The original size of this drawing is 30"x42"
Copyright © 2011 WATG. All rights reserved.

100% DD SET - MAIN BUILDING PHASE 2 | OCT 15, 2021 |

Wimberly INTERIORS
a design studio of WATG
strategy planning architecture landscape interiors
new york | NY | 212 274 2626 watg.com

client | consultant

ROYAL BLUE HOSPITALITY, LLC
PO BOX 9832
SAN JUAN, PR 00908
PUERTO RICO

stamp | approval

key plan

no.	date	issue
3	Date 3	Revision 3
2	05/11/2021	MAIN BUILDING REVISED

issues | revisions

EL CONQUISTADOR RESORT
1000 EL CONQUISTADOR AVENUE
FAJARDO, PR 00738-3711
PUERTO RICO

project logo

BUILDING #1 MAIN BUILDING (MB) - CAFE BELLA VISTA FF&E PLAN
sheet title

project no. 195056 date 12/11/20

checked by: Checker
drawn by: Author

B1
component

I-554
sheet no.

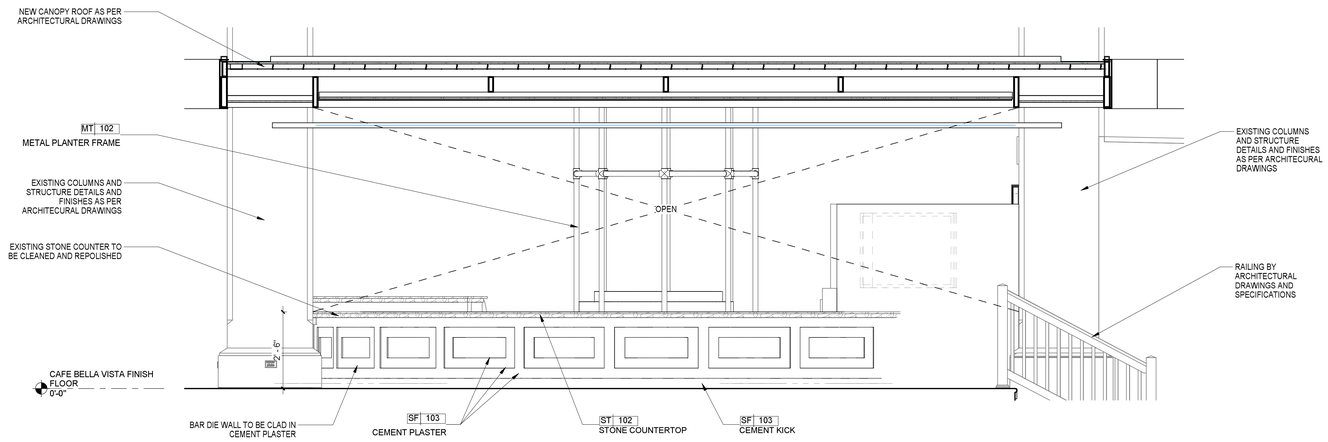

1 CAFE BELLA VISTA ELEVATION
1/2" = 1'-0"

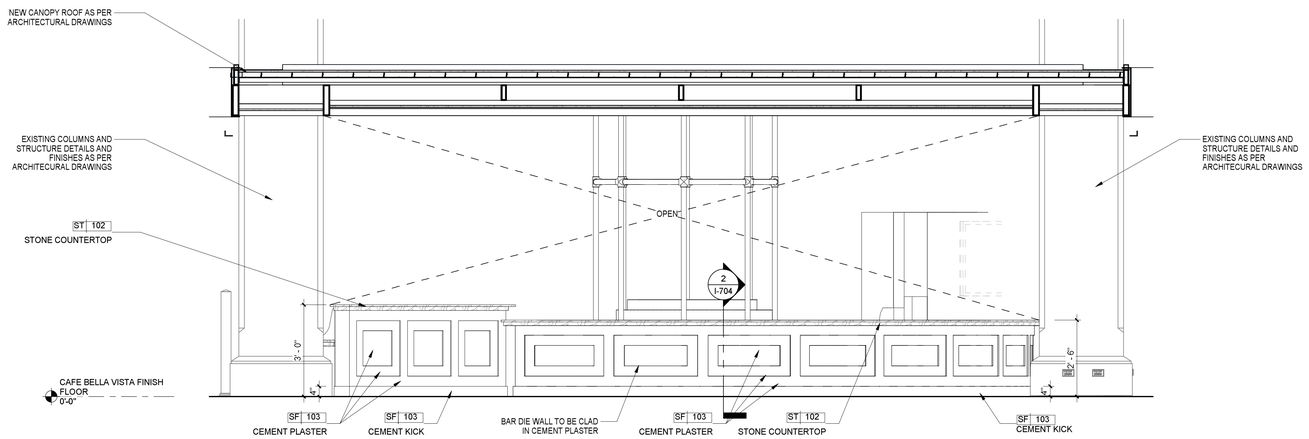

2 CAFE BELLA VISTA ELEVATION
1/2" = 1'-0"

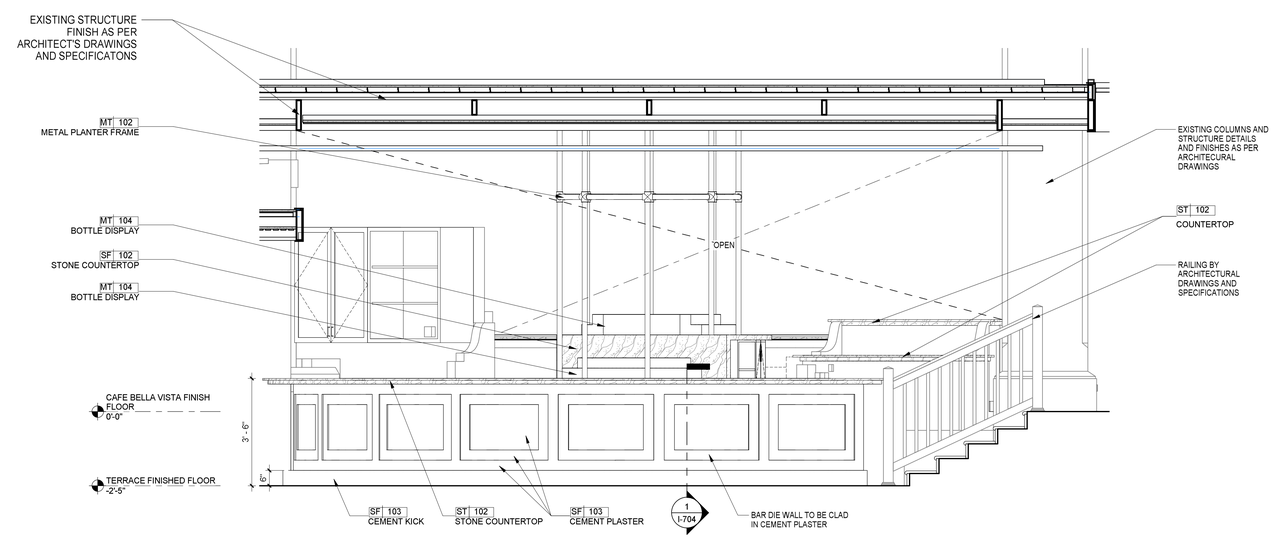

3 CAFE BELLA VISTA ELEVATION
1/2" = 1'-0"

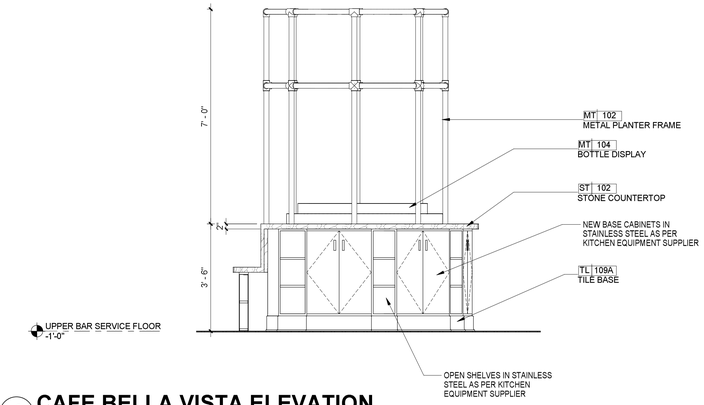

4 CAFE BELLA VISTA ELEVATION
1/2" = 1'-0"

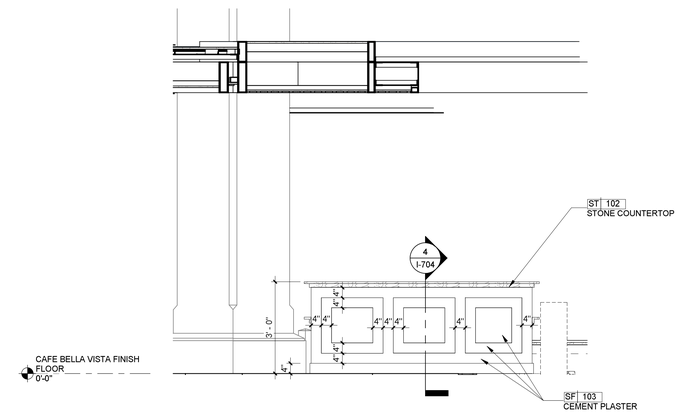

5 CAFE BELLA VISTA ELEVATION
1/2" = 1'-0"

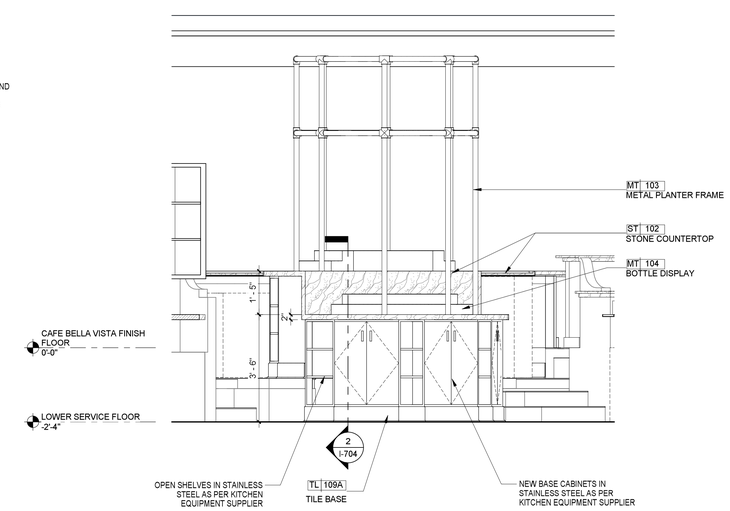

6 CAFE BELLA VISTA ELEVATION
1/2" = 1'-0"

Copyright © 2011 WATG. All rights reserved.

5/17/2021 4:16:35 PM
The original size of this drawing is 30"x42"

100 % CD SET - MAIN BUILDING PHASE 1 | May 17, 2021 |

Wimberly INTERIORS
a design studio of WATG
strategy planning architecture landscape interiors
new york | NY | 212 274 2626 watg.com

client | consultant

ROYAL BLUE HOSPITALITY, LLC
PO BOX 9832
SAN JUAN, PR 00908
PUERTO RICO

stamp | approval

key plan

no. date issue
issues | revisions

EL CONQUISTADOR RESORT
1000 EL CONQUISTADOR AVENUE
FAJARDO, PR 00738-3711
PUERTO RICO

project logo

BUILDING #1 MAIN BUILDING (MB) - CAFE BELLA VISTA ELEVATIONS
sheet title

project no. 195056 date 12/11/20

checked by: MC
drawn by: AR

B1
component

I-601
sheet no.

1 CAFE BELLA VISTA ELEVATION
1/4" = 1'-0"

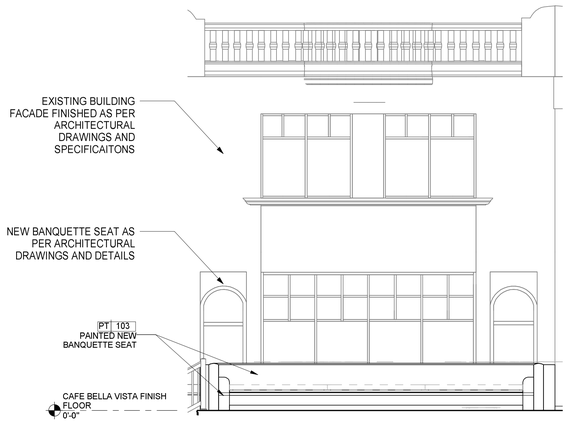

2 CAFE BELLA VISTA ELEVATION
1/4" = 1'-0"

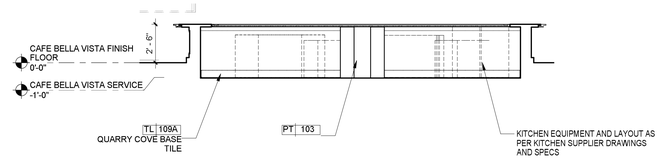

3 CAFE BELLA VISTA ELEVATION
1/4" = 1'-0"

NOTE:
ALL EXISTING ELECTRICAL OUTLETS TO BE COORDINATED WITH KITCHEN EQUIPMENT AS PER LATEST EQUIPMENT LAYOUT AND SPECIFICAITONS

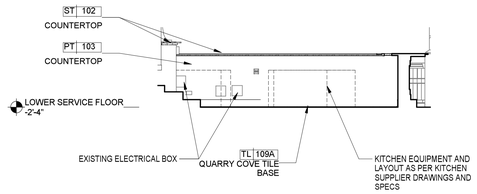

4 CAFE BELLA VISTA ELEVATION
1/4" = 1'-0"

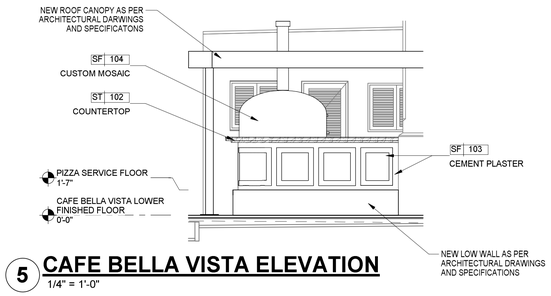

5 CAFE BELLA VISTA ELEVATION
1/4" = 1'-0"

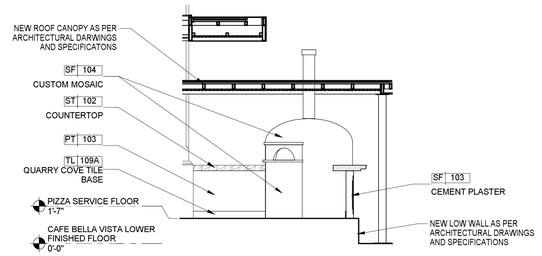

6 CAFE BELLA VISTA ELEVATION
1/4" = 1'-0"

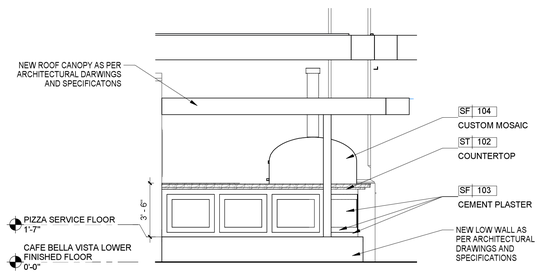

7 CAFE BELLA VISTA ELEVATION
1/4" = 1'-0"

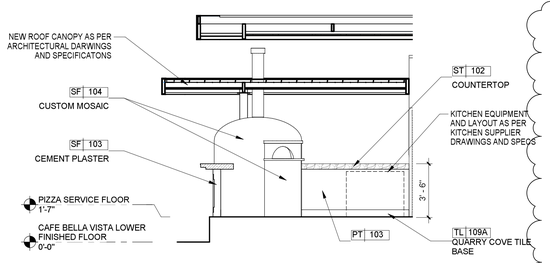

8 CAFE BELLA VISTA ELEVATION
1/4" = 1'-0"

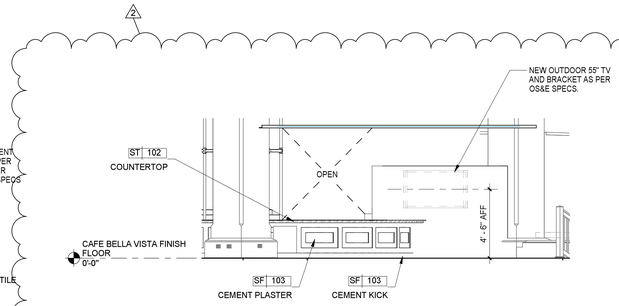

9 CAFE BELLA VISTA ELEVATION
1/4" = 1'-0"

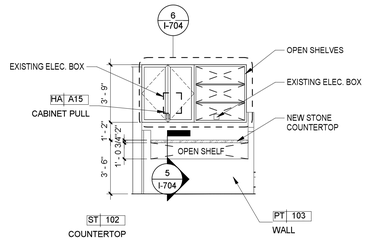

10 CAFE BELLA VISTA ELEVATION
1/4" = 1'-0"

5/17/2021 4:16:49 PM
The original size of this drawing is 30"x42"
Copyright © 2011 WATG. All rights reserved.

Wimberly INTERIORS
a design studio of WATG
strategy planning architecture landscape interiors
new york | NY | 212 274 2626 watg.com

ROYAL BLUE HOSPITALITY, LLC
PO BOX 9832
SAN JUAN, PR 00908
PUERTO RICO

client | consultant

stamp | approval

key plan

100 % CD SET - MAIN BUILDING PHASE 1 | May 17, 2021 |

no.	date	issue
2	05/11/2021	MAIN BUILDING REVISED

issues | revisions

EL CONQUISTADOR RESORT
1000 EL CONQUISTADOR AVENUE
FAJARDO, PR 00738-3711
PUERTO RICO

project logo

BUILDING #1 MAIN BUILDING (MB) - CAFE BELLA VISTA ELEVATIONS
sheet title

project no. 195056 date 01/18/21

checked by: MC
drawn by: AR

B1
component

I-602
sheet no.

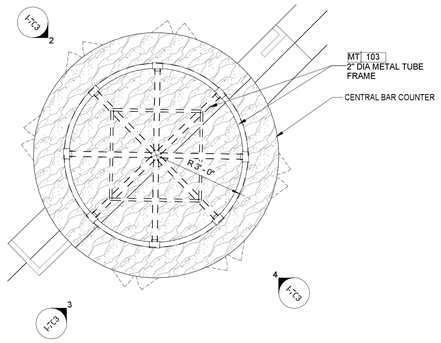

1 CAFE BELLA VISTA KEY PLAN
1/2" = 1'-0"

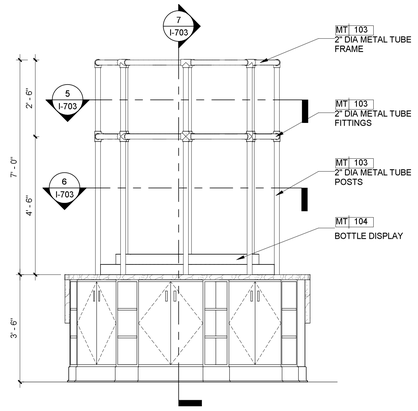

2 METAL PLANTER ELEVATION
1/2" = 1'-0"

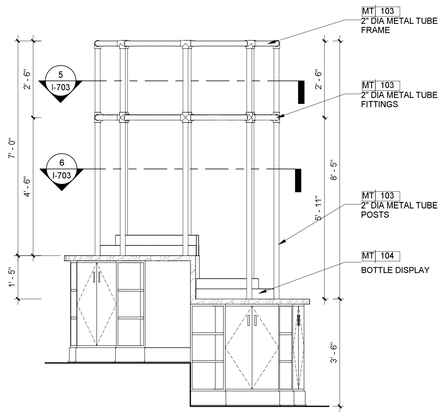

3 METAL PLANTER ELEVATION
1/2" = 1'-0"

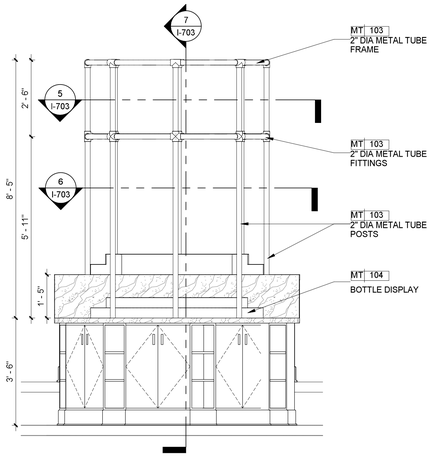

4 METAL PLANTER ELEVATION
1/2" = 1'-0"

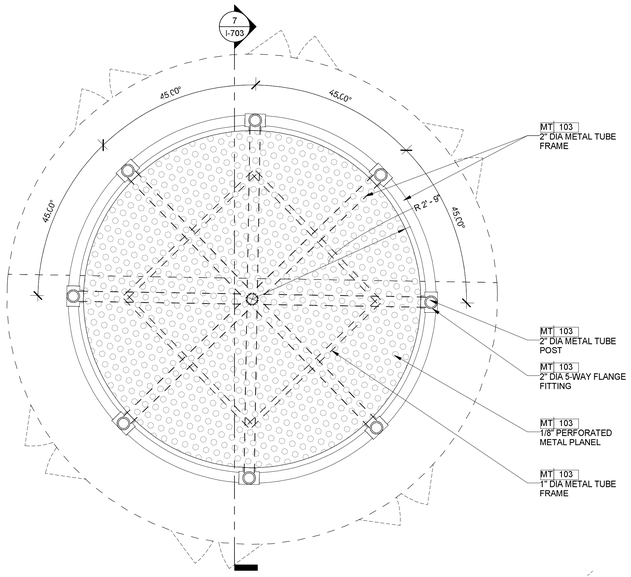

5 METAL PLANTER SECTION
1" = 1'-0"

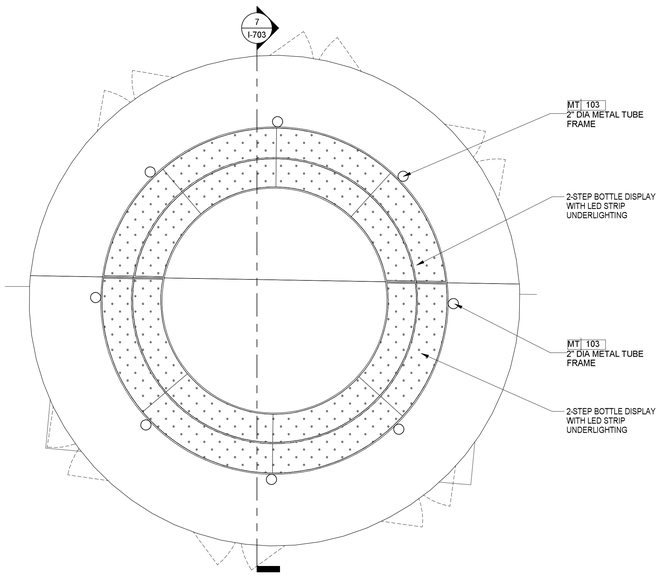

6 METAL PLANTER SECTION
1" = 1'-0"

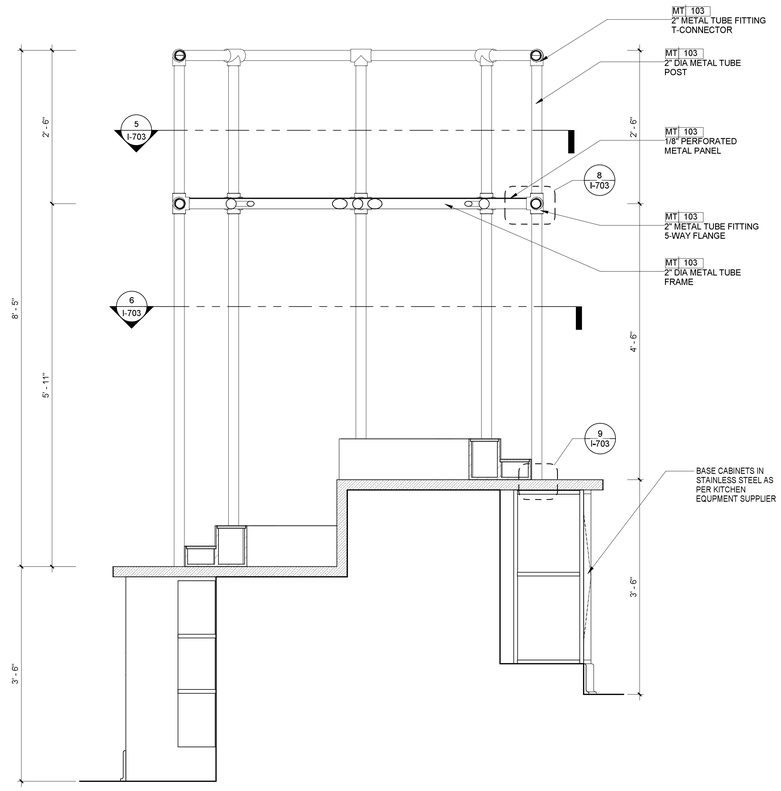

7 METAL PLANTER SECTION
1" = 1'-0"

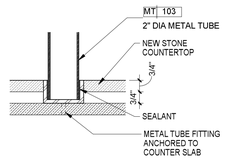

9 METAL PLANTER DETAIL
3" = 1'-0"

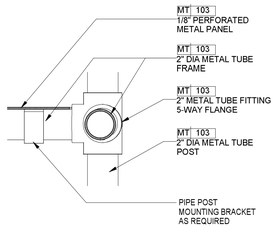

8 METAL PLANTER DETAIL
3" = 1'-0"

2

MILLWORK NOTES:
1. DUE TO VARIOUS EXISTING CONDITIONS, ALL MILLWORK TO BE VIF PRIOR TO FABRICATION. IF LARGE DISCREPANCIES ARE DISCOVERED, NOTIFY INTERIOR DESIGNER AND ARCHITECT SO A SOLUTION CAN BE PROVIDED.
2. ALL MILLWORK TO COMPLY WITH AWI CUSTOM STANDARDS.
3. PROVIDE SHOP DRAWINGS FOR ALL MILLWORK FOR APPROVAL PRIOR TO FABRICATION
4. MILLWORKER TO INSURE ALL COMPONETS CAN FIT IN ELEVATORS, CORRIDOR, AND ROOMS
5. MILLWORKER TO ENSURE PIECES ARE FABRICATED SO NO SAGGING, WARPING, ETC. OCCURS.
6. MILLWORKER TO REVIEW SPECIFICATION AND INSTALL INSTUCTIONS OF ALL EQUIPMENT CONTAINED IN MILLWORK TO ENSURE THE PROPER SPACE, VENTILALTION, ELECTRICAL REQUIREMENTS, ETC. IS ACOUNTED FOR.

100 % CD SET - MAIN BUILDING PHASE 1 | May 17, 2021 |

Wimberly INTERIORS
a design studio of WATG
strategy planning architecture landscape interiors
new york | NY | 212 274 2626 watg.com

ROYAL BLUE HOSPITALITY, LLC
PO BOX 9832
SAN JUAN, PR 00908
PUERTO RICO

client | consultant

stamp | approval

key plan

no.	date	issue
2	05/11/2021	MAIN BUILDING REVISED

issues | revisions

EL CONQUISTADOR RESORT
1000 EL CONQUISTADOR AVENUE
FAJARDO, PR 00738-3711
PUERTO RICO

project logo

BUILDING #1 MAIN BUILDING (MB) - CAFE BELLA VISTA METAL PLANTER FRAME DETAILS

sheet title

project no. 195056 date 01/29/21

checked by: MC
drawn by: AR

B1
component

I-703
sheet no.

5/17/2021 4:19:02 PM
The original size of this drawing is 30"x42"
Copyright © 2011 WATG. All rights reserved.

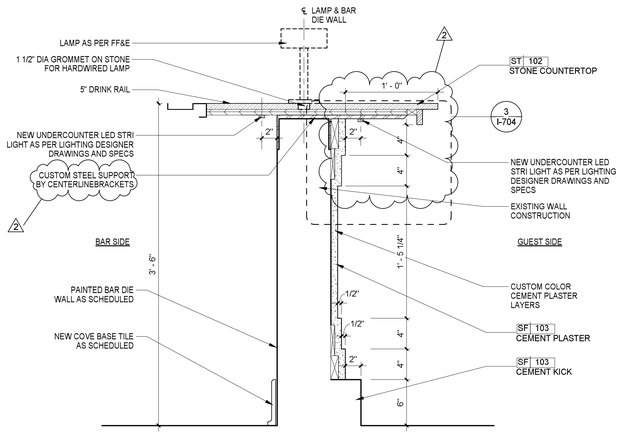

1 CAFE BELLA VISTA BAR COUNTER SECTION
1 1/2" = 1'-0"

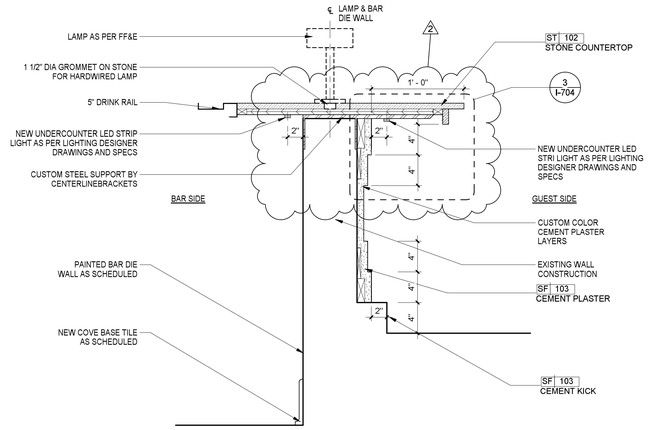

2 CAFE BELLA VISTA DINING COUNTER SECTION
1 1/2" = 1'-0"

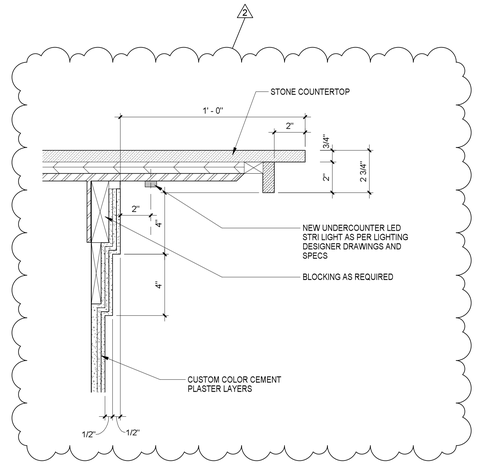

3 CAFE BELLA VISTA BAR DETAIL
3" = 1'-0"

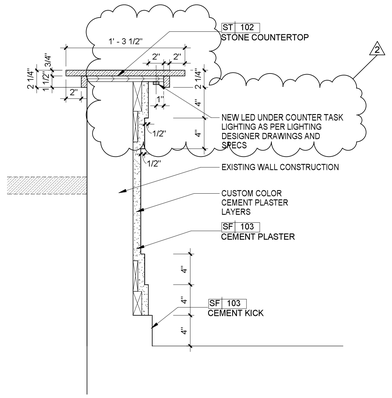

4 CAFE BELLA VISTA DETAIL
1 1/2" = 1'-0"

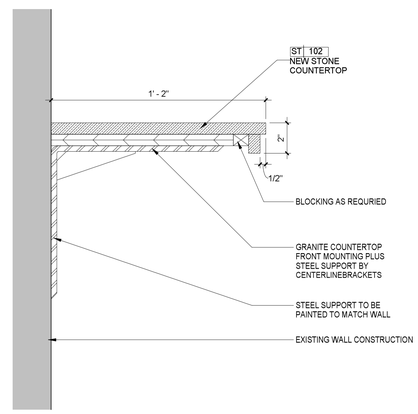

5 CAFE BELLA VISTA DETAIL
3" = 1'-0"

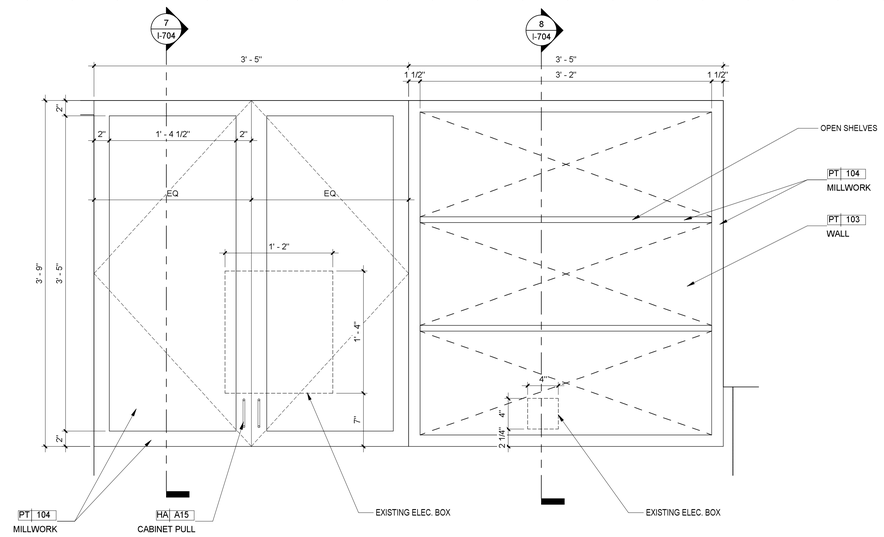

6 CAFE BELLA VISTA DETAIL
1 1/2" = 1'-0"

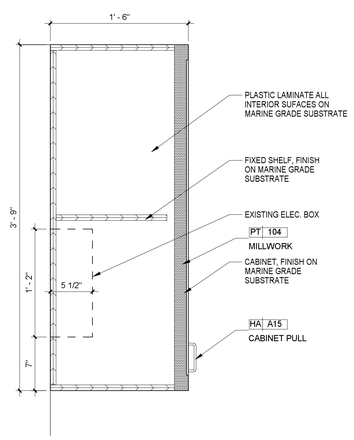

7 CAFE BELLA VISTA DETAIL
1 1/2" = 1'-0"

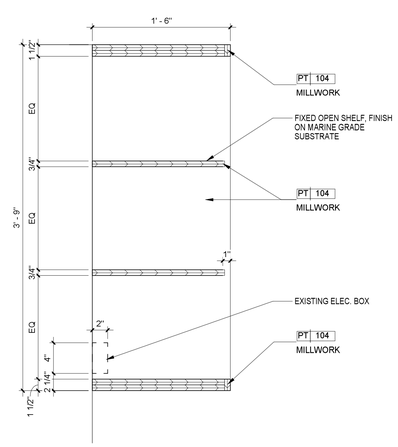

8 CAFE BELLA VISTA DETAIL
1 1/2" = 1'-0"

MILLWORK NOTES:
1. DUE TO VARIOUS EXISTING CONDITIONS, ALL MILLWORK TO BE VIF PRIOR TO FABRICATION. IF LARGE DISCREPANCIES ARE DISCOVERED, NOTIFY INTERIOR DESIGNER AND ARCHITECT SO A SOLUTION CAN BE PROVIDED.
2. ALL MILLWORK TO COMPLY WITH AWI CUSTOM STANDARDS.
3. PROVIDE SHOP DRAWINGS FOR ALL MILLWORK FOR APPROVAL PRIOR TO FABRICATION
4. MILLWORKER TO INSURE ALL COMPONETS CAN FIT IN ELEVATORS, CORRIDOR, AND ROOMS
5. MILLWORKER TO ENSURE PIECES ARE FABRICATED SO NO SAGGING, WARPING, ETC. OCCURS.
6. MILLWORKER TO REVIEW SPECIFICATION AND INSTALL INSTUCTIONS OF ALL EQUIPMENT CONTAINED IN MILLWORK TO ENSURE THE PROPER SPACE, VENTILALTION, ELECTRICAL REQUIREMENTS, ETC. IS ACOUNTED FOR.

100 % CD SET - MAIN BUILDING PHASE 1 | May 17, 2021 |

Wimberly INTERIORS
a design studio of WATG
strategy planning architecture landscape interiors
new york | NY | 212 274 2626 watg.com

client | consultant

ROYAL BLUE HOSPITALITY, LLC
PO BOX 9832
SAN JUAN, PR 00908
PUERTO RICO

stamp | approval

key plan

no.	date	issue
2	05/11/2021	MAIN BUILDING REVISED

issues | revisions

EL CONQUISTADOR RESORT
1000 EL CONQUISTADOR AVENUE
FAJARDO, PR 00738-3711
PUERTO RICO

project logo

BUILDING #1 MAIN BUILDING (MB) - CAFE BELLA VISTA BAR DETAILS
sheet title

project no. 195056 date 01/29/21
checked by: MC
drawn by: AR

B1
component

I-704
sheet no.

5/17/2021 4:19:13 PM
The original size of this drawing is 30"x42" Copyright © 2011 WATG. All rights reserved.

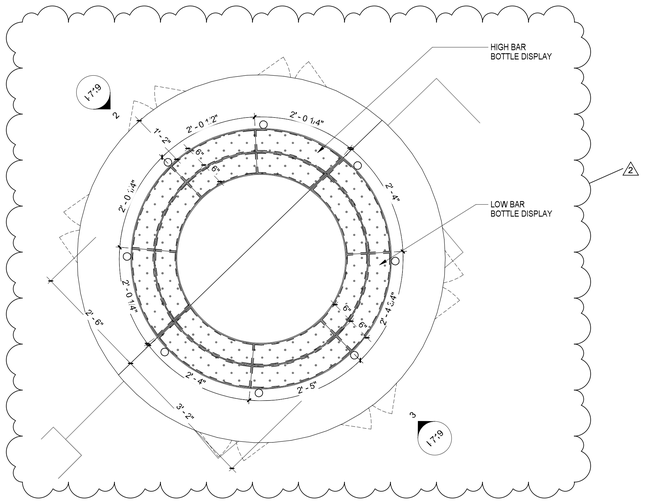

1 BOTTLE DISPLAY KEY PLAN
3/4" = 1'-0"

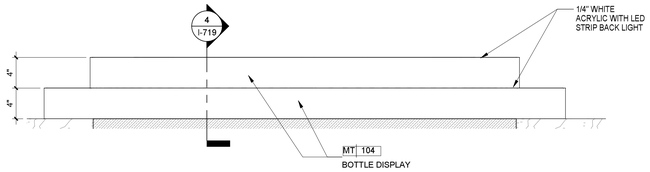

2 HIGH BAR BOTTLE DISPLAY ELEVATION
1 1/2" = 1'-0"

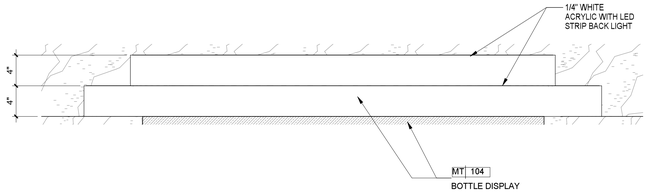

3 LOW BAR BOTTLE DISPLAY ELEVATION
1 1/2" = 1'-0"

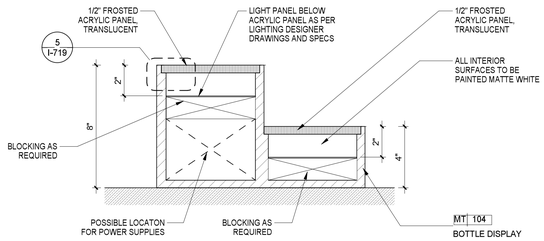

4 BOTTLE DISPLAY TYPICAL SECTION
3" = 1'-0"

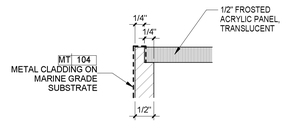

5 BOTTLE DISPLAY TYPICAL DETAIL
6" = 1'-0"

MILLWORK NOTES:

1. DUE TO VARIOUS EXISTING CONDITIONS, ALL MILLWORK TO BE VIF PRIOR TO FABRICATION. IF LARGE DISCREPANCIES ARE DISCOVERED, NOTIFY INTERIOR DESIGNER AND ARCHITECT SO A SOLUTION CAN BE PROVIDED.
2. ALL MILLWORK TO COMPLY WITH AWI CUSTOM STANDARDS.
3. PROVIDE SHOP DRAWINGS FOR ALL MILLWORK FOR APPROVAL PRIOR TO FABRICATION
4. MILLWORKER TO INSURE ALL COMPONETS CAN FIT IN ELEVATORS, CORRIDOR, AND ROOMS
5. MILLWORKER TO ENSURE PIECES ARE FABRICATED SO NO SAGGING, WARPING, ETC. OCCURS.
6. MILLWORKER TO REVIEW SPECIFICATION AND INSTALL INSTUCTIONS OF ALL EQUIPMENT CONTAINED IN MILLWORK TO ENSURE THE PROPER SPACE, VENTILALTION, ELECTRICAL REQUIREMENTS, ETC. IS ACOUNTED FOR.

100 % CD SET - MAIN BUILDING PHASE 1 | May 17, 2021 |

Wimberly INTERIORS
a design studio of WATG
strategy planning architecture landscape interiors
new york | NY | 212 274 2626 watg.com

ROYAL BLUE HOSPITALITY, LLC
PO BOX 9832
SAN JUAN, PR 00908
PUERTO RICO

client | consultant

stamp | approval

key plan

no.	date	issue
2	05/11/2021	MAIN BUILDING REVISED

issues | revisions

EL CONQUISTADOR RESORT
1000 EL CONQUISTADOR AVENUE
FAJARDO, PR 00738-3711
PUERTO RICO

project logo

BUILDING #1 MAIN BUILDING (MB) - CAFE BELLA VISTA BOTTLE DISPLAY

sheet title

project no. 195056 date 03/26/21

checked by: MC
drawn by: AR

B1
component

I-719
sheet no.

5/17/2021 4:20:37 PM
The original size of this drawing is 30"x42" Copyright © 2011 WATG. All rights reserved.

EL CONQUISTADOR

SAN JUAN, PUERTO RICO

IMPORTANT NOTES AND CONTRACTUAL OBLIGATIONS

1. THE CONTRACTOR IS RESPONSIBLE FOR PROCUREMENT AND INSTALLATION OF LIGHTING & CONTROL EQUIPMENT AND IS ALSO RESPONSIBLE FOR QUANTITY TAKE-OFFS, COUNTS AND MEASUREMENTS FOR LINEAR FIXTURE LENGTHS.

2. THE CONTRACTOR IS RESPONSIBLE FOR PROCUREMENT AND INSTALLATION OF LIGHTING & CONTROL EQUIPMENT AND IS RESPONSIBLE FOR VERIFYING ALL LOAD TYPES, WATTAGES, SECONDARY WIRING AND POWER SUPPLY REQUIREMENTS.

3. THE CONTRACTOR IS RESPONSIBLE FOR PROCUREMENT AND INSTALLATION OF LIGHTING & CONTROL EQUIPMENT AND IS ALSO RESPONSIBLE FOR VERIFYING ALL SURFACE MATERIALS AND FINISHES FOR PROPER HOUSING AND TRIM COMPONENTS.

4. THE CONTRACTOR IS RESPONSIBLE FOR PROCUREMENT AND INSTALLATION OF LIGHTING AND CONTROL EQUIPMENT AND IS ALSO RESPONSIBLE FOR PROVIDING SUBMITTALS TO GMLD FOR APPROVAL PRIOR TO ORDER.

5. GMLD IS NOT RESPONSIBLE FOR ANY EQUIPMENT ORDERED WITHOUT WRITTEN APPROVAL FROM GMLD.

6. THE CONTRACTOR IS RESPONSIBLE FOR PROCUREMENT AND INSTALLATION OF LIGHTING AND CONTROL EQUIPMENT MUST ALLOW A MINIMUM OF 4-6 WEEKS FOR STANDARD PRODUCTS AND 6-8 WEEKS FOR CUSTOMS.

   IF GMLD IS REQUIRED TO INTERVENE AND AID IN THE EXPEDITING OF EQUIPMENT DUE TO FAILURE TO ORDER IN A TIMELY MANNER, HOURLY ADDITIONAL SERVICE FEES INCURRED WILL BE BILLED TO THE PROJECT BY GMLD.

7. THE CONTRACTOR IS RESPONSIBLE FOR PROCUREMENT AND INSTALLATION OF LIGHTING & CONTROL EQUIPMENT MUST PROVIDE PERSONNEL, EQUIPMENT, LAMPS, OPTICS, BEAM SPREADS, LADDERS, LIFTS AND SCAFFOLDING AS REQUIRED TO AIM, RELAMP AND ADJUST LIGHT FIXTURES DURING THE FINAL ADJUSTMENT EXERCISE. DEPENDING ON PROJECT SPECIFICS, THIS EFFORT WILL MOST LIKELY OCCUR AFTER DARK AND REQUIRE MULTIPLE EVENINGS, LATE INTO THE NIGHT.

8. THE CONTRACTOR IS RESPONSIBLE FOR PROCUREMENT AND INSTALLATION OF LIGHTING & CONTROL EQUIPMENT AND MUST ALLOW FOR ADDITIONAL LAMPS, OPTICS, AND BEAM SPREADS FOR FOCUSING ADJUSTABLE FIXTURES IN THE ORIGINAL EQUIPMENT PURCHASE. ATTIC STOCK OF REPLACEMENT LAMPS AND EQUIPMENT COMPONENTS TO BE ADDRESSED WITH GENERAL CONTRACTOR AND CLIENT.

9. DO NOT USE ARCHITECTURAL FIXTURES, FINAL LAMPING, OR DIMMING SYSTEM COMPONENTS FOR GENERAL OPERATION DURING CONSTRUCTION. EQUIPMENT MUST BE TESTED AND EVALUATED AFTER INSTALLATION THEN SEALED AND PROTECTED UNTIL FINAL CLOSE-OUT.

10. GMLD IS NOT A LICENSED ENGINEER, CANNOT STAMP DRAWINGS OR BE RESPONSIBLE FOR EGRESS, EMERGENCY, OR LIFE SAFETY ILLUMINATION.

11. APPROXIMATE QUANTITIES, ESTIMATED PRICING AND ASSUMED MARK-UPS ON GMLD DOCUMENTS ARE BUDGET ESTIMATES AS A GUIDE FOR THE PROJECT. GMLD IS NOT RESPONSIBLE FOR ANY PRICING GUARANTEES OR COMMITMENTS BASED UPON ANY PRICING ESTIMATES ON GMLD DOCUMENTS.

12. PLEASE NOTE THAT THE QUANTITIES OF PRODUCTS WITH SPECIFIC SIZES AND LENGTHS (GLOWING BAR SHELVES AND LINEAR COVE LIGHTING, FOR EXAMPLE) MUST BE FIELD-MEASURED OR CONTRACTOR VERIFIED AND PROVIDED TO THE SUPPLIER WITH THE ORDER. THE SUPPLIER WILL GIVE THESE TO THE MANUFACTURERS AND THEY WILL PRODUCE ENGINEERED SHOP DRAWINGS. THOSE DRAWINGS AND THE BILLS OF MATERIAL WILL BE SENT TO THE SUPPLIER AND CONTRACTOR FOR APPROVAL BEFORE THE PURCHASE ORDER IS PLACED. THIS PROCESS MUST BE WELL COORDINATED THROUGH THE ELECTRICIAN, CONTRACTOR, AND GMLD SO THAT THE ORDERING PROCESS IS NOT DELAYED.

13. COPYRIGHT 2020 GMLD - NO INFORMATION ON GMLD DOCUMENTATION MAY BE REPRODUCED IN WHOLE OR IN PART FOR ANOTHER PROJECT WITHOUT THE SOLE WRITTEN CONSENT OF A PRINCIPAL OF GMLD.

    GMLD MAY NOT BE HELD RESPONSIBLE FOR ANY SPECIFICATIONS, DRAWINGS, OR DOCUMENTATION USED ON ANOTHER PROJECT WITHOUT THE WRITTEN CONSENT OF GMLD.

CONTROL NOTES

1. SYSTEM TO BE LUTRON QUANTUM SERIES DIMMING SYSTEM OR APPROVED SYSTEM WITH EQUAL CAPABILITIES, FUNCTIONALITY, SCENE SETTING, WARRANTY, SERVICE, SUPPORT, PROGRAMMING, HISTORY AND EXPERIENCE IN SIMILAR DIMMING SYSTEMS. DETERMINATION OF "EQUAL" WILL BE BY GMLD. CONTROL SOFTWARE TO LIVE ON A CLIENT PROVIDED SERVER.

2. 0-10V DIMMING DRIVERS MUST BE SUPPLIED WITH LOGARITHMIC DIMMING CURVE DRIVERS TO FUNCTION PROPERLY ON LINEAR DIMMING CURVE DIMMERS. DIMMING SYSTEM MANUFACTURER RESPONSIBLE FOR COORDINATING THE PROPER PAIRING OF THE DIMMER/ DRIVER.

3. RECEPTACLES HARD-WIRED TO DIMMERS MAY BE USED TO CONTROL PORTABLE DECORATIVE LIGHTING. ELECTRICAL ENGINEER TO SHOW DIMMED RECEPTACLES (AS WELL AS STANDARD RECEPTACLES) AND TO WHICH DIMMERS THEY'RE WIRED. RECEPTACLES MUST BE LUTRON FULL/HALF DIMMED RECEPTACLES AND LIGHTING CORDS MUST REPLACE THEIR STANDARD PLUGS WITH THE LUTRON DIMMED RECEPTACLE PLUGS TO ENSURE ONLY THESE SPECIAL PLUGS CAN PLUG INTO SPECIAL OUTLETS TO MEET CODE. DIMMED RECEPTACLES TO CONNECT BACK TO CENTRALIZED DIMMING SYSTEM.

4. CONTRACTOR TO CONFIRM FIXTURES / DRIVER COMBINATION CAN DIM DOWN TO BELOW 1% AS SPECIFIED. DIMMING SYSTEM MANUFACTURER IS RESPONSIBLE FOR SMOOTH, FLICKER-FREE DIMMING BELOW 1% (OR LOWER AS SPECIFIED) WITH EVERY DIMMER. FIXTURE MANUFACTURER TO PROVIDE DRIVER CUT SHEET STATING THAT DIMMING MEETS SPECIFICATION. ASSUMING DIMMING MANUFACTURER HAS ACCESS TO CUT SHEETS, DIMMING SYSTEM MANUFACTURER MUST NOTIFY GMLD OF ANY COMBINATION OF DRIVER, DIMMER, LOAD, LOAD TYPE OR WATTAGE THAT WOULD NOT ALLOW DIMMING BELOW 1% OR CREATE ANY DEFICIENCIES, FLICKER OR PROBLEMS WITH DIMMING QUALITY.

5. AFCI BREAKER REQUIREMENTS FOR DIMMED CIRCUITS MUST BE CONSIDERED.

6. GROUPINGS OF FIXTURES SHOWN ON THE LIGHTING CONTROL PLANS REPRESENT AN INDIVIDUAL ZONE OF CONTROL FOR A SPECIFIC LIGHTING EFFECT.

7. ZONES RELATE TO DIMMERS AND ARE PHYSICALLY WIRED BETWEEN THE GROUPING OF FIXTURES AND A SPECIFIC DIMMER. IN SOME CASES, THERE WILL BE WALLBOX RADIO FREQUENCY DIMMERS, DIMMERS ON GRAFIK EYE QSRF UNITS (OR EQUAL) , OR IN LUTRON LCP 128 PANELS (OR EQUAL).

8. AREAS REPRESENT A GROUPING OF ZONES THAT WILL FUNCTION AND CHANGE SCENES TOGETHER. MULTIPLE AREAS MAY ALSO FUNCTION AND CHANGE SCENES TOGETHER. DIMMER AND PANEL LOCATIONS DO NOT AFFECT DESIGN AND ARE TO BE DETERMINED BY THE ELECTRICAL ENGINEER OR CONTRACTOR FOR THE MOST ECONOMICALLY PRACTICAL LOCATION FOR WIRING TO SPECIFIC FIXTURE GROUPINGS AS WELL AS MAIN FEEDS AND ELECTRICAL DISTRIBUTION. DIMMING ZONE DESIGNATIONS WILL NOTE THE ZONE/DIMMER NUMBER, ZONE WATTAGE, AND FIXTURE LOAD TYPE. POWER DENSITY CALCULATIONS AND WATTAGE ALLOCATIONS CAN BE DETERMINED BY INFORMATION ON THE LIGHTING CONTROL DRAWINGS, LEGEND AND LIGHTING EQUIPMENT SCHEDULE.

9. SCENE SETTING IS THE LAST ADJUSTMENT PROCESS FOR THE LIGHTING DESIGNER AND CAN ONLY BE PERFORMED AFTER ALL THE ART AND FF&E THAT IS BEING ILLUMINATED IS INSTALLED. LUMINARIES ARE AIMED AND FOCUSED AND DECORATIVE LIGHTING, INCLUDING TABLE AND FLOOR LAMPS, ARE INSTALLED AND DIMMING PROPERLY. THIS AIM & FOCUS VISIT MUST BE ACCOUNTED FOR ON THE CONTROL BOM AND HANDLED DIRECTLY BY A LUTRON FIELD ENGINEER.

10. MOST PUBLIC AREAS' LIGHTING SCENE SELECTION WILL BE SELECTED BY THE SYSTEM'S INTEGRAL ASTRONOMICAL TIMECLOCK. ALL SCENE CHANGES AND FADES WILL HAPPEN AUTOMATICALLY WITH THE SUN'S DAILY CYCLES. CONTROL STATIONS AT VARIOUS LOCATIONS THROUGHOUT WILL BE PROGRAMMED AS "OVERRIDES" TO ACCESS AREAS AS REQUIRED.

11. CONTROL STATIONS/KEYPADS WILL BE SPECIFIED WITH 3-4 SCENE BUTTONS, AN OFF BUTTON, AND A RAISE/LOWER TOGGLE BUTTON. ACCESSIBLE KEYPADS WILL HAVE A KEY SWITCH LOCK THAT ONLY ALLOWS OVERRIDING BUTTON PRESS / SCENE CHANGES WHEN KEY IS INSERTED AND TURNED. REFERENCE CONTROL LEGEND FOR KEYPAD STYLE SPECIFICATION

    SCENE 1- LIGHT LEVELS WILL BE SET TO APPROXIMATELY 90% FOR ALL ZONES AND USED MAINLY FOR CLEANING FUNCTIONS AND HIGH LIGHT LEVEL REQUIREMENTS WHICH WITH WILL ONLY BE ACTIVATED WITH A KEYSWITCH. BUTTON 1 FADE TIME WILL BE SET TO 3 SECONDS.

    SCENE 2- LIGHT LEVELS WILL BE SET AND BALANCED ACCORDING TO TYPICAL DAYTIME FUNCTIONS AND A GENERALLY BRIGHTER ATMOSPHERE. BUTTON 2 FADE TIME WILL BE SET TO 3 SECONDS. COPIED SCENE 2 SETTINGS FOR THE TIME LOCK EVENT TO FADE FOR APPROXIMATELY 5 MINUTES AND SELECTED AT SUNRISE.

    SCENE 3 - LIGHT LEVELS WILL BE SET AND BALANCED ACCORDING TO TYPICAL EVENING FUNCTIONS AND A GENERALLY DIMMER ATMOSPHERE. BUTTON 3 FADE TIME WILL BE SET TO 3 SECONDS. COPIED SCENE 3 SETTINGS FOR THE TIME CLOCK EVENT TO FADE FOR APPROXIMATELY ONE HOUR STARTING 30 MINUTES BEFORE SUNSET.

    SCENE 4- LIGHT LEVELS WILL BE SET AND BALANCED ACCORDING TO TYPICAL NIGHT TIME FUNCTIONS AND A VERY DIM ATMOSPHERE. BUTTON 4 FADE TIME WILL BE SET TO 3 SECONDS AND COPIED SCEN2 4 SETTING TO FADE 5 MINUTES STARING AT A SPECIFIC TIME PROVIDED BY OPERATOR.

    RAISE/LOWER TOGGLE- CAN RAISE OR LOWER ANY SCENE SELECTED WHILE MAINTAINING THE BALANCED LEVEL OF THE ZONES WITHIN THAT SCENE.

12. EMERGENCY LIGHTING ZONES IN PUBLIC AREAS TO BE DOCUMENTED BY THE ELECTRICAL ENGINEER. THE ELECTRICAL ENGINEER WILL TAKE THE APPROPRIATE COMPLETE LIGHTING ZONES FROM THE LIGHTING DESIGN DOCUMENTS THAT WILL PROVIDE THE MINIMUM EGRESS LIGHT LEVELS AND ASSIGN THOSE ZONES TO A NORMAL/EMERGENCY DIMMING PANEL THAT IS PART OF THE CENTRAL DIMMING SYSTEM. THESE PANELS ARE POWERED THROUGH AN EMERGENCY TRANSFER SWITCH AND WILL FUNCTION AND DIM NORMALLY UNTIL A LOSS OF POWER, THEN WILL OPERATE AT FULL BRIGHTNESS. LIGHT FIXTURES SHOULD NOT BE ADDED FOR EMERGENCY LIGHTING PURPOSES IN PUBLIC AREAS. A SINGLE FIXTURE WITHIN A ZONE SHOULD NOT BE SEPARATED AND UTILIZED FOR EMERGENCY LIGHTING. ALL FIXTURES IDENTIFIED WITHIN THE LIGHTING ZONE SHOULD BE DESIGNATED EMERGENCY, FOR CONSISTENCY. ELECTRICAL ENGINEER TO PROVIDE EMERGENCY LIGHTING ZONES AND RELATED LIGHT LEVEL CALCULATIONS TO THE PROPER AUTHORITIES AND TO GMLD AND THE DIMMING SYSTEM MANUFACTURER FOR COORDINATION AND INCORPORATION INTO THE SYSTEM DESIGN.

13. OCCUPANCY /VACANCY SENSOR CONTROLS TO BE PROVIDED AS REQUIRED BY CODE.

14. DAYLIGHT SENSOR TO BE INCORPORATED INTO DIMMING CONTROLS AS REQUIRED BY CODE. GMLD TO BE NOTIFIED WHEN DAYLIGHTING IS REQUIRED SO THAT LIGHT ZONING CAN BE PROPERLY COORDINATED.

15. PARTITION SENSORS ARE REQUIRED FOR ANY TYPE OF MOVEABLE PARTITION OR SKYFOLD

16. MASTER CONTROL DEVICES ARE REQUIRED. REFERENCE CONTROL LEGEND / ONE LINE DIAGRAMS

17. ELECTRICAL ENGINEER OR ELECTRICAL CONTRACTOR IS TO LOCATE AND SIZE ALL REMOTE TRANSFORMERS AND LED DIMMING DRIVER. ALL TRANSFORMER SYMBOLS SHOWN ONLY INDICATE THAT FIXTURE(S) ON THAT ZONE REQUIRE REMOTE TRANSFORMER(S) AND DO NOT INDICATE QUANTITY, SIZE, OR LOCATION.

18. ELECTRICAL ENGINEER OR ELECTRICAL CONTRACTOR TO DETERMINE APPROPRIATE WIRE GAUGE FOR SECONDARY RUNS TO TRANSFORMERS AND ENSURE THERE IS NO MORE THAN 5% VOLTAGE DROP TO ANY LIGHT FIXTURE OR LAMP.

19. LOW VOLTAGE INSTALLATION SHOULD COMPLY WITH NATIONAL ELECTRICAL CODE 2017 ARTICLE 680 SECTION 22.

PUBLIC AREAS LIGHTING LEGEND	WATTAGE	LOAD TYPE
ID	VERIFY	INC/LED
ID	VERIFY	INC/LED
ID	VERIFY	INC/LED
RECESSED LIGHTING FIXTURES		
R-A	12 WATTS	MLV/FWD
R-B	12 WATTS	MLV/FWD
R-C	12 WATTS	MLV/FWD
LINEAR LIGHTING FIXTURES		
L-A	5.5 WATTS PER FOOT	MLV/FWD
L-B	5.5 WATTS PER FOOT	MLV/FWD
L-C	5.5 WATTS PER FOOT	MLV/FWD
SURFACE MOUNTED LIGHTING FIXTURES		
S-A	-	-
S-B	14 WATTS	MLV/FWD

CONTROL LEGEND	
PD-1 115W INC	WATTAGE AREA DIMMER NUMBER LOAD TYPE DENOTES HOME RUN TO CONTROL SYSTEM
SECONDARY POWER / PS / PRIMARY POWER	POWER SUPPLY SYMBOL WHICH DENOTES A ZONE THAT CONTROLS FIXTURES WHICH REQUIRE REMOTE POWER SUPPLIES. POWER SUPPLY SIZES, QUANTITIES, LOCATIONS, AND FUSING AS WELL AS SECONDARY WIRE SIZES & LENGTHS ARE TO BE CALCULATED BY ELECTRICAL ENGINEER OR ELECTRICAL CONTRACTOR TO ENSURE NO MORE THAN 5% VOLTAGE DROP TO ANY FIXTURE OR LAMP.
OS	SURFACE MOUNTED OCCUPANCY SENSOR

EXTERIOR LIGHTING LEGEND	WATTAGE	LOAD TYPE
ID	VERIFY	INC/LED
ID	VERIFY	INC/LED
ID	VERIFY	INC/LED
ID	VERIFY	INC/LED
RECESSED LIGHTING FIXTURES		
XR-A	4 WATTS	MLV/FWD
XR-B	8 WATTS	MLV/FWD
XR-C	12 WATTS	MLV/FWD
LINEAR LIGHTING FIXTURES		
XL-A	12 WATTS PER FOOT	0-10V
XL-B	5.5 WATTS PER FOOT	MLV/FWD
XL-C	10 WATTS PER FOOT	0-10V
XL-D	4 WATTS PER FOOT	MLV/FWD
SURFACE MOUNTED LIGHTING FIXTURES		
XS-A	16 WATTS	MLV/FWD
XS-B	8 WATTS	MLV/FWD
XS-C	8 WATTS	MLV/FWD
XS-D	8 WATTS	MLV/FWD
XS-E	6 WATTS PER FOOT	0-10V
XS-F	8 WATTS	MLV/FWD
XS-G	8 WATTS	MLV/FWD
XS-H	8 WATTS	MLV/FWD
XS-J	8 WATTS	MLV/FWD
XS-K	16 WATTS	MLV/FWD
XS-L	11.5 WATTS	ELV
XS-M	8 WATTS	MLV/FWD
XS-N	8 WATTS	MLV/FWD

CONTROL LEGEND	
PD-1 115W INC	WATTAGE AREA DIMMER NUMBER LOAD TYPE DENOTES HOME RUN TO CONTROL SYSTEM
SECONDARY POWER / PS / PRIMARY POWER	POWER SUPPLY SYMBOL WHICH DENOTES A ZONE THAT CONTROLS FIXTURES WHICH REQUIRE REMOTE POWER SUPPLIES. POWER SUPPLY SIZES, QUANTITIES, LOCATIONS, AND FUSING AS WELL AS SECONDARY WIRE SIZES & LENGTHS ARE TO BE CALCULATED BY ELECTRICAL ENGINEER OR ELECTRICAL CONTRACTOR TO ENSURE NO MORE THAN 5% VOLTAGE DROP TO ANY FIXTURE OR LAMP.
OS	SURFACE MOUNTED OCCUPANCY SENSOR

GUESTROOM LIGHTING LEGEND	WATTAGE	LOAD TYPE
ID	VERIFY	INC/LED
ID	VERIFY	INC/LED
ID	VERIFY	INC/LED
J	VERIFY	VERIFY
ARCHITECTURAL LIGHTING FIXTURES	WATTAGE	LOAD TYPE
GR-A	12 WATTS	MLV/FWD
GR-B	12 WATTS	MLV/FWD
GR-C	12 WATTS	MLV/FWD
GL-A	3 WATTS PER FOOT	MLV/FWD
GL-B	3 WATTS PER FOOT	MLV/FWD

CONTROL LEGEND	
	LUTRON DIVA WALL BOX SWITCH - SIZED & TYPED TO LOAD (MAGNETIC LOW VOLTAGE, ELECTRONIC LOW VOLTAGE, INCANDESCENT, ETC.) FINISH MUST BE VERIFIED WITH INTERIOR DESIGNER PRIOR OR ORDER. ELEC ENGINEER TO ASSIGN LOADS CONTROLLED TO MEET CODE
MASTER	LUTRON DIVA SERIES WALL BOX MASTER SWITCH - SIZED & TYPED TO LOAD (MAGNETIC LOW VOLTAGE, ELECTRONIC LOW VOLTAGE, INCANDESCENT, ETC.) FINISH MUST BE VERIFIED WITH INTERIOR DESIGNER PRIOR OR ORDER. ELEC ENGINEER TO ASSIGN LOADS CONTROLLED TO MEET CODE

PER V ARCHITECTURE'S DIRECTION, THE MAIN POOL DECK EXISTING LIGHT FIXTURES ARE TO BE REPLACED ONE FOR ONE WITHOUT ANY NEW LIGHT FIXTURES BEING ADDED TO MEET ANY SPECIAL LIGHT LEVEL REQUIREMENTS OR CODES. GMLD IS NOT RESPONSIBLE FOR MEETING ANY CODES AT THE MAIN POOL DECK AND IS JUST CONSULTING ON REPLACEMENT FIXTURE SPECIFICATIONS.

INDEX OF DRAWINGS

LD.000 SHEET INDEX, GENERAL NOTES & LEGENDS
LD.100 BUILDING #1 MAIN BUILDING OVERALL MAIN LEVEL KEY PLAN
LD.101 BUILDING #1 MAIN BUILDING OVERALL 2ND & 3RD LEVEL KEY PLANS
LD.250 BUILDING #1 MAIN BUILDING UPPER MAIN POOL LIGHTING PLAN
LD.251 BUILDING #1 MAIN BUILDING LOWER MAIN POOL LIGHTING PLAN
LD.252 BUILDING #1 MAIN BUILDING WEDDING PAVILION LIGHTING PLAN
LD.253 BUILDING #1 MAIN BUILDING MIRADOR TERRACE ENLARGED LIGHTING PLAN
LD.255 BUILDING #1 MAIN BUILDING SPLASH BAR LIGHTING AND CONTROL PLANS
LD.257 BUILDING #1 MAIN BUILDING CAFE BELLA VISTA LIGHTING PLAN
LD.350 BUILDING #1 MAIN BUILDING UPPER MAIN POOL LIGHTING CONTROL PLAN
LD.351 BUILDING #1 MAIN BUILDING LOWER MAIN POOL LIGHTING CONTROL PLAN
LD.352 BUILDING #1 MAIN BUILDING WEDDING PAVILION LIGHTING CONTROL PLAN
LD.353 BUILDING #1 MAIN BUILDING MIRADOR TERRACE ENLARGED LIGHTING CONTROL PLAN
LD.357 BUILDING #1 MAIN BUILDING CAFE BELLA VISTA LIGHTING CONTROL PLAN
LD.500 LIGHTING DETAILS

CD SET-BUILDING 1 MAIN BUILDING | IN PROGRESS APRIL 9 2021 | NOT FOR CONSTRUCTION |

Wimberly INTERIORS
a design studio of WATG
strategy planning architecture landscape interiors
new york | NY | 212 274 2626 watg.com

GMLD GRANVILLE MCANEAR LIGHTING DESIGN

ROYAL BLUE HOSPITALITY, LLC
PO BOX 9832
SAN JUAN, PR 00908
PUERTO RICO

client | consultant

stamp | approval

key plan

no. date issue
issues | revisions

EL CONQUISTADOR RESORT
1000 EL CONQUISTADOR AVENUE
FAJARDO, PR 00738-3711
PUERTO RICO

project logo

SHEET INDEX, GENERAL NOTES & LEGENDS
sheet title

project no. 195056 date 04/09/2021

checked by: AG
drawn by: CM

component

LD.000
sheet no.

The original size of this drawing is 30"x42" Copyright © 2011 WATG. All rights reserved.

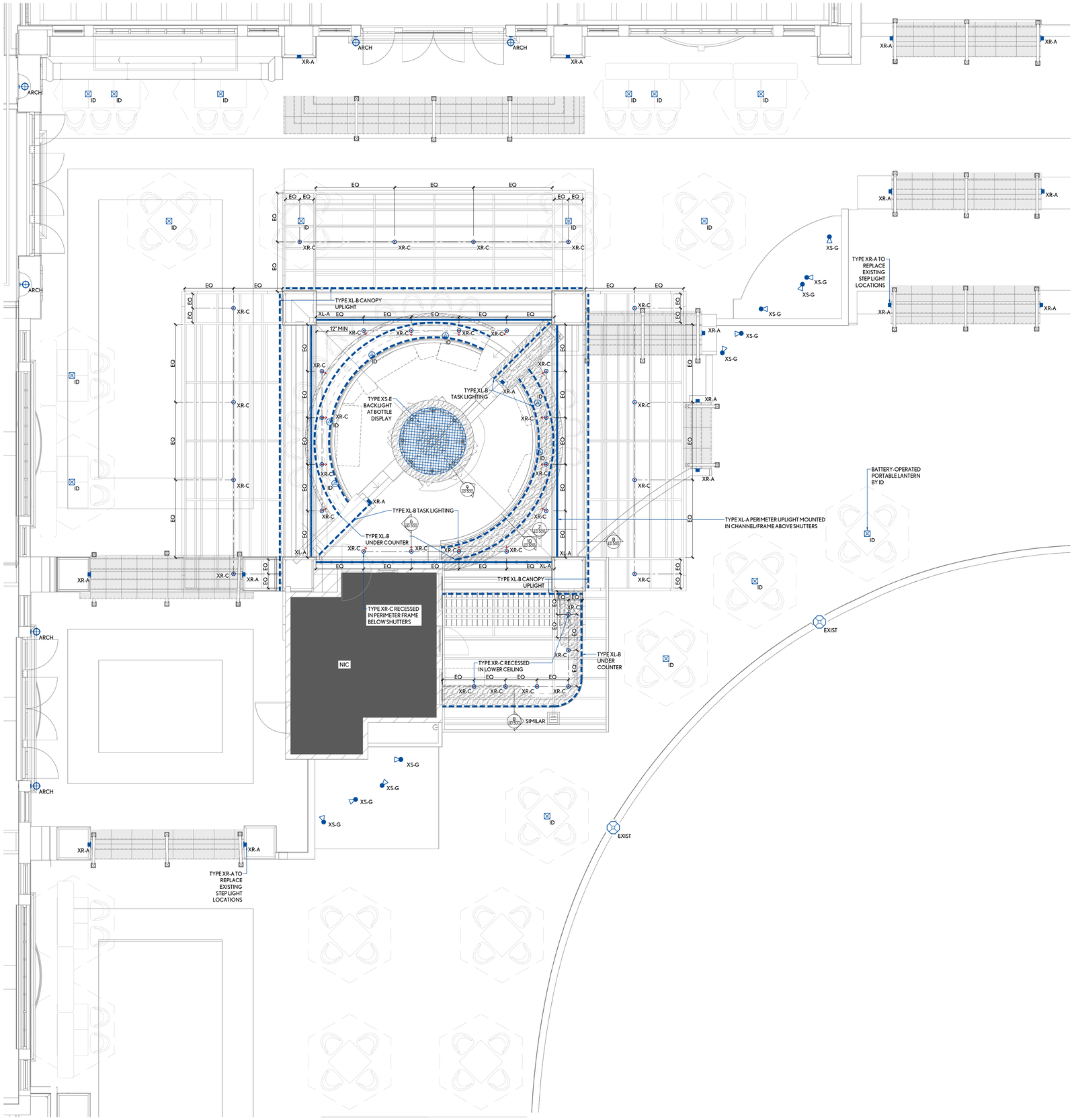

1 BELLA VISTA CAFE LIGHTING PLAN

SCALE 1/4" = 1'-0"

EXTERIOR LIGHTING LEGEND		WATTAGE	LOAD TYPE
ID	DECORATIVE WALL SCONCE - SPECIFICATION & LOCATION BY INTERIOR DESIGNER OR ARCHITECT- TO BE SPECIFIED WITH MARINE GRADE FINISH	VERIFY	INC/LED
ID	DECORATIVE LANTERN - SPECIFICATION & LOCATION BY INTERIOR DESIGNER OR ARCHITECT- TO BE SPECIFIED WITH MARINE GRADE FINISH	VERIFY	INC/LED
ID	DECORATIVE LAMP - SPECIFICATION & LOCATION BY INTERIOR DESIGNER OR ARCHITECT- TO BE SPECIFIED WITH MARINE GRADE FINISH	VERIFY	INC/LED
ID	EXISTING DECORATIVE LANTERN - SPECIFICATION & LOCATION BY INTERIOR DESIGNER OR ARCHITECT- TO BE SPECIFIED WITH MARINE GRADE FINISH	VERIFY	INC/LED
RECESSED LIGHTING FIXTURES			
XR-A	RECESSED IN WALL STATIC COLOR LED STEP LIGHT - WET LOCATION	4 WATTS	MLV/FWD
XR-B	RECESSED IN-GRADE WARM-DIM LED ADJUSTABLE UPLIGHT - WET LOCATION	8 WATTS	MLV/FWD
XR-C	RECESSED ROUND FLANGED WARM-DIM LED ADJUSTABLE WET LOCATION	12 WATTS	MLV/FWD
LINEAR LIGHTING FIXTURES			
XL-A	LINEAR SURFACE MOUNTED WARM-DIM LED COVE FIXTURE - WET LOCATION	12 WATTS PER FOOT	0-10V
XL-B	LINEAR SURFACE MOUNTED CONTINUOUS WARM-DIM LED MILLWORK LIGHTING SYSTEM - WET LOCATION	5.5 WATTS PER FOOT	MLV/FWD
XL-C	LINEAR SURFACE MOUNTED WARM-DIM LED WALL WASHER WITH GLARE LOUVER - WET LOCATION	10 WATTS PER FOOT	0-10V
XL-D	LINEAR SURFACE MOUNTED CONTINUOUS WARM-DIM LED MILLWORK LIGHTING SYSTEM - WET LOCATION	4 WATTS PER FOOT	MLV/FWD
SURFACE MOUNTED LIGHTING FIXTURES			
XS-A	SURFACE MOUNTED STATIC COLOR LED UP/DOWN ARCHITECTURAL SCONCE - WET LOCATION	16 WATTS	MLV/FWD
XS-B	SURFACE MOUNTED WARM-DIM LED ADJUSTABLE ACCENT - WET LOCATION	8 WATTS	MLV/FWD
XS-C	SURFACE MOUNTED STATIC COLOR LED ARCHITECTURAL SCONCE - WET LOCATION	8 WATTS	MLV/FWD
XS-D	STAKE MOUNTED STATIC COLOR LED PLANT UPLIGHT - WET LOCATION	8 WATTS	MLV/FWD
XS-E	SURFACE MOUNTED WARM-DIM LED LIGHT PANEL	6 WATTS PER FOOT	0-10V
XS-F	SURFACE MOUNTED STATIC COLOR LED DOWNLIGHT - WET LOCATION	8 WATTS	MLV/FWD
XS-G	STAKE MOUNTED STATIC COLOR LED PALM UPLIGHT WITH 30" RISER - WET LOCATION	8 WATTS	MLV/FWD
XS-H	SURFACE MOUNTED STATIC COLOR CYLINDER ADJUSTABLE	8 WATTS	MLV/FWD
XS-J	SURFACE MOUNTED STATIC COLOR LED ADJUSTABLE - WET LOCATION	8 WATTS	MLV/FWD
XS-K	SURFACE MOUNTED STATIC COLOR UP/DOWN CYLINDER	16 WATTS	MLV/FWD
XS-L	SURFACE MOUNTED STATIC COLOR SQUILINDER ADJUSTABLE	11.5 WATTS	ELV
XS-M	SURFACE MOUNTED WARM-DIM LED ADJUSTABLE ACCENT - WET LOCATION	8 WATTS	MLV/FWD
XS-N	SURFACE MOUNTED STATIC COLOR LED ADJUSTABLE - WET LOCATION	8 WATTS	MLV/FWD

Wimberly INTERIORS
a design studio of WATG
strategy planning architecture landscape interiors
new york | NY | 212 274 2626 watg.com

GRANVILLE MCANEAR LIGHTING DESIGN

client | consultant

ROYAL BLUE HOSPITALITY, LLC

PO BOX 9832
SAN JUAN, PR 00908
PUERTO RICO

stamp | approval

CD SET-BUILDING 1 MAIN BUILDING | IN PROGRESS APRIL 9 2021 | NOT FOR CONSTRUCTION |

key plan

no. date issue
issues | revisions

EL CONQUISTADOR RESORT

1000 EL CONQUISTADOR AVENUE
FAJARDO, PR 00738-3711
PUERTO RICO

project logo

BUILDING 1 (B1)
BELLA VISTA CAFE
LIGHTING PLAN
sheet title

project no. 195056 date 04/09/2021

checked by: AG
drawn by: CM

B1
component

LD.257
sheet no.

Copyright © 2011 WATG. All rights reserved.

The original size of this drawing is 30"x42"

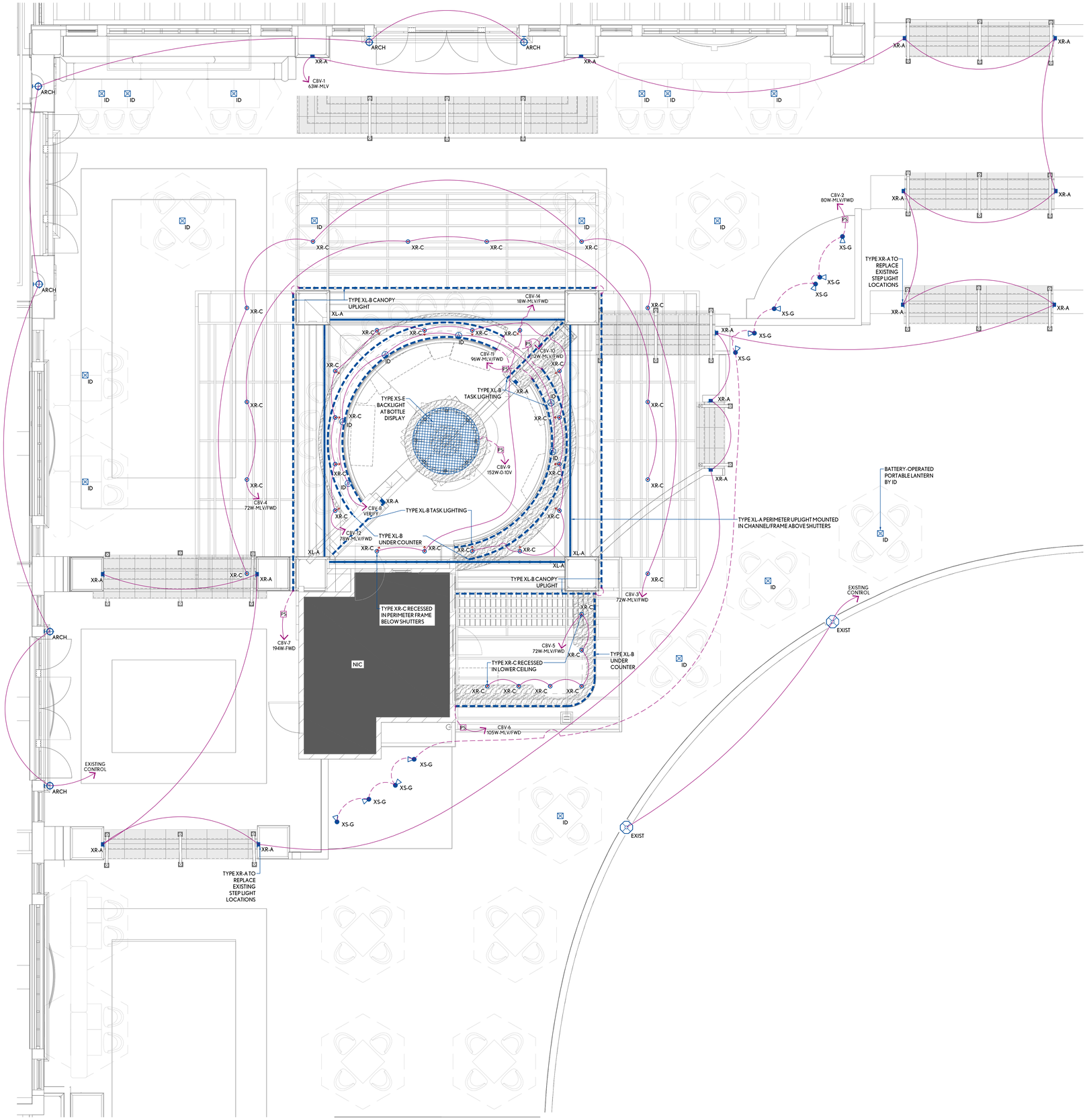

1 BELLA VISTA CAFE LIGHTING CONTROL PLAN

SCALE 1/4" = 1'-0"

EXTERIOR LIGHTING LEGEND		WATTAGE	LOAD TYPE
ID	DECORATIVE WALL SCONCE - SPECIFICATION & LOCATION BY INTERIOR DESIGNER OR ARCHITECT - TO BE SPECIFIED WITH MARINE GRADE FINISH	VERIFY	INC/LED
ID	DECORATIVE LANTERN - SPECIFICATION & LOCATION BY INTERIOR DESIGNER OR ARCHITECT - TO BE SPECIFIED WITH MARINE GRADE FINISH	VERIFY	INC/LED
ID	DECORATIVE LAMP - SPECIFICATION & LOCATION BY INTERIOR DESIGNER OR ARCHITECT - TO BE SPECIFIED WITH MARINE GRADE FINISH	VERIFY	INC/LED
ID	EXISTING DECORATIVE LANTERN - SPECIFICATION & LOCATION BY INTERIOR DESIGNER OR ARCHITECT - TO BE SPECIFIED WITH MARINE GRADE FINISH	VERIFY	INC/LED
RECESSED LIGHTING FIXTURES			
XR-A	RECESSED IN WALL STATIC COLOR LED STEP LIGHT - WET LOCATION	4 WATTS	MLV/FWD
XR-B	RECESSED IN-GRADE WARM-DIM LED ADJUSTABLE UPLIGHT - WET LOCATION	8 WATTS	MLV/FWD
XR-C	RECESSED ROUND FLANGED WARM-DIM LED ADJUSTABLE WET LOCATION	12 WATTS	MLV/FWD
LINEAR LIGHTING FIXTURES			
XL-A	LINEAR SURFACE MOUNTED WARM-DIM LED COVE FIXTURE - WET LOCATION	12 WATTS PER FOOT	0-10V
XL-B	LINEAR SURFACE MOUNTED CONTINUOUS WARM-DIM LED MILLWORK LIGHTING SYSTEM - WET LOCATION	5.5 WATTS PER FOOT	MLV/FWD
XL-C	LINEAR SURFACE MOUNTED WARM-DIM LED WALL WASHER WITH GLARE LOUVER - WET LOCATION	10 WATTS PER FOOT	0-10V
XL-D	LINEAR SURFACE MOUNTED CONTINUOUS WARM-DIM LED MILLWORK LIGHTING SYSTEM - WET LOCATION	4 WATTS PER FOOT	MLV/FWD
SURFACE MOUNTED LIGHTING FIXTURES			
XS-A	SURFACE MOUNTED STATIC COLOR LED UP/DOWN ARCHITECTURAL SCONCE - WET LOCATION	16 WATTS	MLV/FWD
XS-B	SURFACE MOUNTED WARM-DIM LED ADJUSTABLE ACCENT - WET LOCATION	8 WATTS	MLV/FWD
XS-C	SURFACE MOUNTED STATIC COLOR LED ARCHITECTURAL SCONCE - WET LOCATION	8 WATTS	MLV/FWD
XS-D	STAKE MOUNTED STATIC COLOR LED PLANT UPLIGHT - WET LOCATION	8 WATTS	MLV/FWD
XS-E	SURFACE MOUNTED WARM-DIM LED LIGHT PANEL	6 WATTS PER FOOT	0-10V
XS-F	SURFACE MOUNTED STATIC COLOR LED DOWNLIGHT - WET LOCATION	8 WATTS	MLV/FWD
XS-G	STAKE MOUNTED STATIC COLOR LED PALM UPLIGHT WITH 30" RISER - WET LOCATION	8 WATTS	MLV/FWD
XS-H	SURFACE MOUNTED STATIC COLOR CYLINDER ADJUSTABLE	8 WATTS	MLV/FWD
XS-J	SURFACE MOUNTED STATIC COLOR LED ADJUSTABLE - WET LOCATION	8 WATTS	MLV/FWD
XS-K	SURFACE MOUNTED STATIC COLOR UP/DOWN CYLINDER	16 WATTS	MLV/FWD
XS-L	SURFACE MOUNTED STATIC COLOR SQUILINDER ADJUSTABLE	11.5 WATTS	ELV
XS-M	SURFACE MOUNTED WARM-DIM LED ADJUSTABLE ACCENT - WET LOCATION	8 WATTS	MLV/FWD
XS-N	SURFACE MOUNTED STATIC COLOR LED ADJUSTABLE - WET LOCATION	8 WATTS	MLV/FWD

CONTROL LEGEND	
PD-1 115W-INC	WATTAGE AREA DIMMER NUMBER LOAD TYPE DENOTES HOME RUN TO CONTROL SYSTEM
SECONDARY POWER / PS / PRIMARY POWER	POWER SUPPLY SYMBOL WHICH DENOTES A ZONE THAT CONTROLS FIXTURES WHICH REQUIRE REMOTE POWER SUPPLIES. POWER SUPPLY SIZES, QUANTITIES, LOCATIONS, AND FUSING AS WELL AS SECONDARY WIRE SIZES & LENGTHS ARE TO BE CALCULATED BY ELECTRICAL ENGINEER OR ELECTRICAL CONTRACTOR TO ENSURE NO MORE THAN 5% VOLTAGE DROP TO ANY FIXTURE OR LAMP.
OS	SURFACE MOUNTED OCCUPANCY SENSOR

CD SET-BUILDING 1 MAIN BUILDING | IN PROGRESS APRIL 9 2021 | NOT FOR CONSTRUCTION

Wimberly INTERIORS
a design studio of WATG
strategy planning architecture landscape interiors
new york | NY | 212 274 2626 watg.com

GMLD GRANVILLE MCANEAR LIGHTING DESIGN

client | consultant

ROYAL BLUE HOSPITALITY, LLC

PO BOX 9832
SAN JUAN, PR 00908
PUERTO RICO

stamp | approval

key plan

no. date issue
issues | revisions

EL CONQUISTADOR RESORT

1000 EL CONQUISTADOR AVENUE
FAJARDO, PR 00738-3711
PUERTO RICO

project logo

BUILDING 1 (B1)
BELLA VISTA CAFE
LIGHTING CONTROL PLAN
sheet title

project no. 195056 date 04/09/2021

checked by: AG
drawn by: CM

B1
component

LD.357
sheet no.

The original size of this drawing is 30"x42" Copyright © 2011 WATG. All rights reserved.

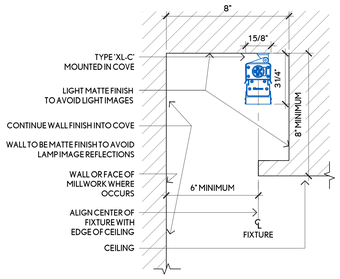

11 TYPE 'XL-C' WALL WASH COVE AT POOL MURAL WALL

SCALE: 3" = 1'-0"

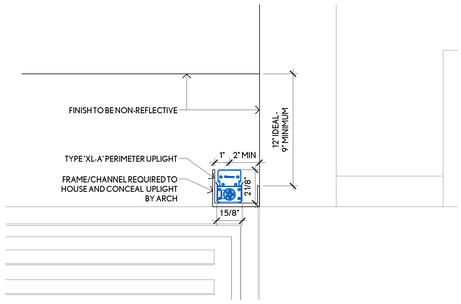

7 TYPE 'XL-A' PERIMETER UPLIGHT DETAIL

SCALE: 3" = 1'-0"

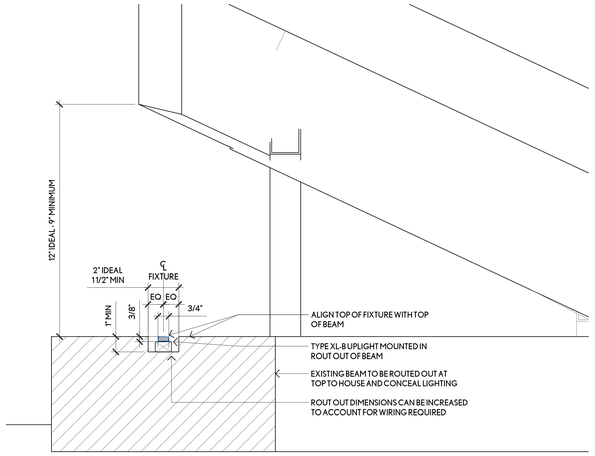

3 TYPE 'XL-B' BEAM UPLIGHT DETAIL

SCALE: 3" = 1'-0"

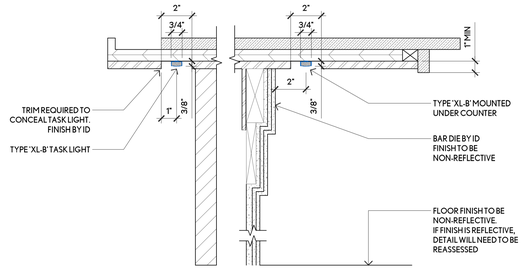

10 TYPE 'XL-B' UNDER COUNTER/TASK LIGHTING DETAIL

SCALE: 3" = 1'-0"

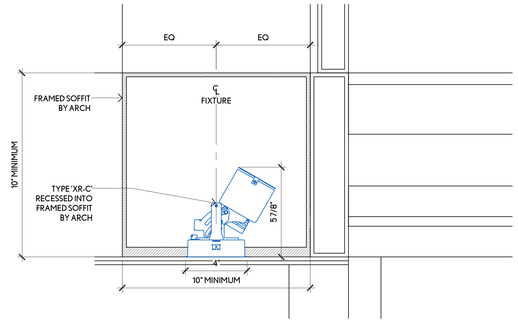

6 TYPE 'XR-C' SOFFIT DETAIL

SCALE: 3" = 1'-0"

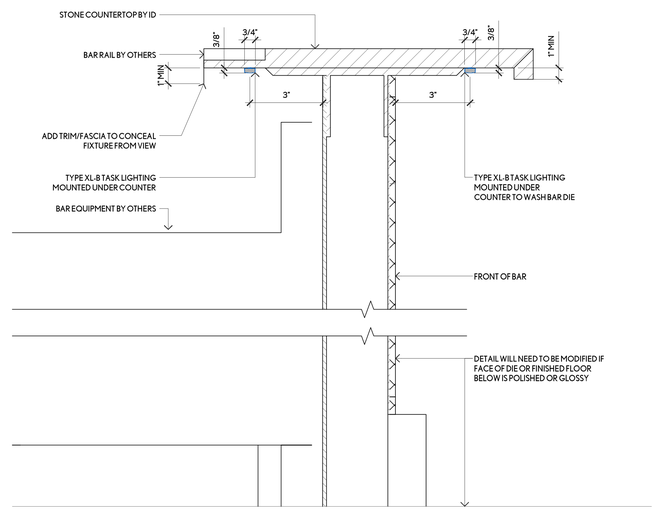

2 TYPE 'XL-B' MIRADOR TERRACE BAR DETAIL

SCALE: 3" = 1'-0"

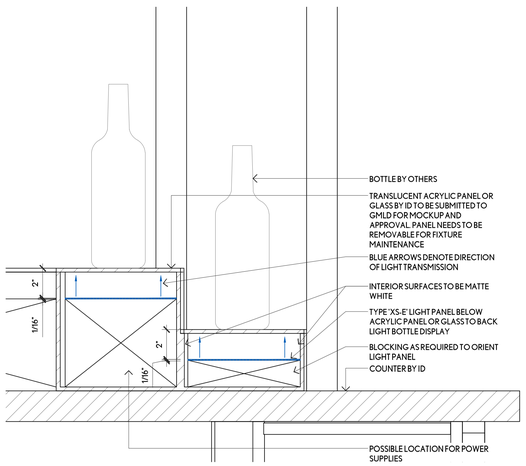

9 TYPE 'XS-E' BOTTLE DISPLAY DETAIL

SCALE: 3" = 1'-0"

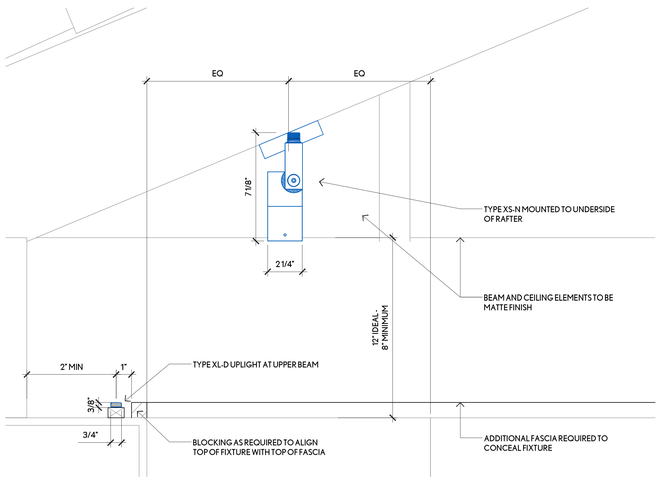

5 TYPES 'XS-N' AND 'XL-D' WEDDING PAVILION TOWER DETAIL

SCALE: 3" = 1'-0"

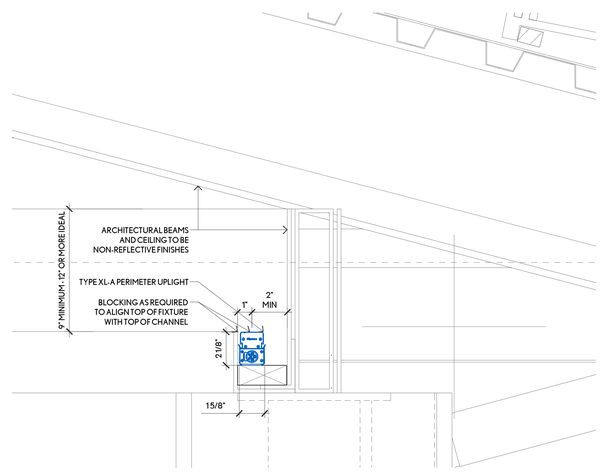

1 TYPE 'XL-A' PERIMETER GAZEBO UPLIGHT DETAIL

SCALE: 3" = 1'-0"

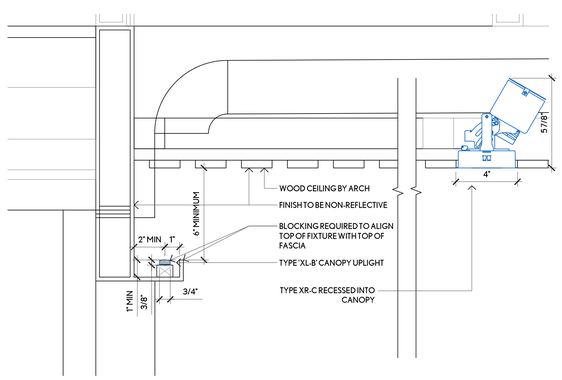

8 TYPES 'XL-B' AND 'XR-C' CANOPY DETAILS

SCALE: 3" = 1'-0"

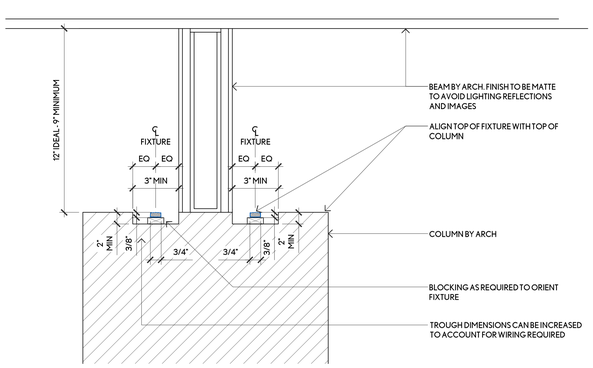

4 TYPE 'XL-B' COLUMN UPLIGHT DETAIL

SCALE: 3" = 1'-0"

The original size of this drawing is 30"x42" Copyright © 2011 WATG. All rights reserved.

Wimberly INTERIORS
a design studio of WATG
strategy planning architecture landscape interiors
new york | NY | 212 274 2626 watg.com

GMLD GRANVILLE MCANEAR LIGHTING DESIGN

ROYAL BLUE HOSPITALITY, LLC
PO BOX 9832
SAN JUAN, PR 00908
PUERTO RICO

client | consultant

stamp | approval

CD SET-BUILDING 1 MAIN BUILDING | IN PROGRESS APRIL 9 2021 | NOT FOR CONSTRUCTION |

key plan

no. date issue
issues | revisions

EL CONQUISTADOR RESORT
1000 EL CONQUISTADOR AVENUE
FAJARDO, PR 00738-3711
PUERTO RICO

project logo

LIGHTING DETAILS

sheet title

project no. 195056 date 04/09/2021

checked by: AG
drawn by: CM

component

LD.500

sheet no.

Public Areas - Lighting Equipment Schedule

Project: EL CONQUISTADOR RESORT
Location: PUERTO RICO
Power: EC TO VERIFY VOLTAGE
Control System: PUBLIC AREAS: LUTRON SYSTEM TBD

REVISIONS SHADED	JUNE/04/2021
	27-May-21
	23-Apr-21
	9-Apr-21
	25-Mar-21
	19-Mar-21
	1-Mar-21
	8-Feb-21
	20-Jan-21

GRANVILLE McANEAR LIGHTING DESIGN

PUBLIC AREAS LIGHTING:

RECESSED FIXTURES:

Type	Fixture Description	Manufacturer and Part Number	Light Source	Power Supplies	Appearance
R-A	**3" RECESSED BEVELED ROUND WARM-DIM LED FLANGED ADJUSTABLE FIXTURE WITH REMODELER HOUSING AND HEX CELL LOUVER** TRIM: 4.6" ROUND 4.9"W x 5.1" H Rep: Echarte Group International 2451 W. Cumming Woods Lane Hendersonville, NC. 28739 P. 954.557.3015 E. echartegroup@aol.com	**TECH LIGHTING - ENTRA 3"** HOUSING: EN3RR-LO-9-WD-A-A-N- TRIM: EN3R-F-B-O-W LOUVER: 700A02-BK PAINTABLE TRIM - COLOR TO BE DETERMINED BY INTERIOR DESIGNER CONTRACTOR TO INSTALL 20DEG BEAM SPREAD	12 WATTS 3000K-1800K WARM DIM 20 DEG BEAM 715 LUMENS 90 CRI	120V INTERGAL TRIAC/ELV DIMMING TO 1% (MLV/FWD)	 **WHITE | FLANGED**
R-B	**3" RECESSED BEVELED SQUARE WARM-DIM LED FLANGED ADJUSTABLE DOWNLIGHT FIXTURE WITH REMODELER HOUSING AND HEXCELL LOUVER** TRIM: 4.6" ROUND 4.9"W x 5.1" H Rep: Echarte Group International 2451 W. Cumming Woods Lane Hendersonville, NC. 28739 P. 954.557.3015 E. echartegroup@aol.com	**TECH LIGHTING - ENTRA 3"** HOUSING: EN3RR-LO-9-WD-A-A-N- TRIM: EN3R-F-B-O-W LOUVER: 700A02-BK PAINTABLE TRIM - COLOR TO BE DETERMINED BY INTERIOR DESIGNER	12 WATTS 3000K-1800K WARM DIM 40 DEG BEAM 715 LUMENS 90 CRI	120V INTERGAL TRIAC/ELV DIMMING TO 1% (MLV/FWD)	 **WHITE | FLANGED**
R-C	**3" RECESSED BEVELED SQUARE WARM-DIM LED FLANGED WALL WASHER FIXTUREWITH REMODELER HOUSING** TRIM: 4.6" ROUND 4.9"W x 5.1" H **Rep: Echarte Group International** 2451 W. Cumming Woods Lane Hendersonville, NC. 28739 P. 954.557.3015 E. echartegroup@aol.com	**TECH LIGHTING - ENTRA 3"** HOUSING: EN3RR-LO-9-WD-A-A-N- TRIM: EN3R-F-B-W-W PAINTABLE TRIM - COLOR TO BE DETERMINED BY INTERIOR DESIGNER	12 WATTS 3000K-1800K WARM DIM 715 LUMENS 90 CRI	120V INTERGAL TRIAC/ELV DIMMING TO 1% (MLV/FWD)	 **WHITE | FLANGED**

LINEAR FIXTURES:

Type	Fixture Description	Manufacturer and Part Number	Light Source	Power Supplies	Appearance
L-A	**LINEAR SURFACE MOUNTED CONTINUOUS LED SYSTEM WITH FIXED MOUNTING CLIPS & HALF FROSTED LENS** .77" W x .31" H x LENGTHS BY CONTRACTOR	**LUMINII - KENDO S WARM DIM - LL68WD** KS-(LENGTH BY CONTRACTOR) - 19K-27K-MO-HF-FC-SA-(POWER FEEDS BY CONTRACTOR) LENGTHS TO BE FIELD VERFIEID BY CONTRACTOR POWER SUPPLY: PSD-XX-24 CONTRACTOR TO VERIFY POWER SUPPLY SIZE, WIRING, AND REMOTE LOCATIONS	5.5 WATTS PER FT 2700K LED 280 LUMENS PER FT 120 DEG BEAM 90+ CRI	120V/24V FORWARD PHASE DIMMING DRIVER TO 0% PSD DRIVER	 **ANODIZED ALUMINUM**

L-B	**LINEAR SURFACE MOUNTED CONTINUOUS LED SYSTEM WITH FIXED MOUNTING CLIPS, FROSTED LENS, AND BLADE LOUVER - WET RATED** .77" W x .31" H x LENGTHS BY CONTRACTOR	**LUMINII - KENDO S WARM DIM - LL68WD** KS-(LENGTH BY CONTRACTOR) - 19K-27K-MO-HF-FC-SA-(POWER FEEDS BY CONTRACTOR) - BLBK LENGTHS TO BE FIELD VERFIEID BY CONTRACTOR POWER SUPPLY: PSD-XX-24 CONTRACTOR TO VERIFY POWER SUPPLY SIZE, WIRING, AND REMOTE LOCATIONS	5.5 WATTS PER FT 2700K LED 244 LUMENS PER FT 120 DEG BEAM 90+ CRI	120V/24V FORWARD PHASE DIMMING DRIVER TO 0% PSD DRIVER	 **ANODIZED ALUMINUM**
L-C	**LINEAR SURFACE MOUNTED CONTINUOUS LED SYSTEM WITH FIXED MOUNTING CLIPS & FROSTED LENS - WET RATED** .77" W x .31" H x LENGTHS BY CONTRACTOR	**LUMINII - KENDO S WARM DIM - LL68WD** KS-(LENGTH BY CONTRACTOR) - 19K-27K-MO-HF-FC-SA-(POWER FEEDS BY CONTRACTOR) LENGTHS TO BE FIELD VERFIEID BY CONTRACTOR POWER SUPPLY: PSD-XX-24 CONTRACTOR TO VERIFY POWER SUPPLY SIZE, WIRING, AND REMOTE LOCATIONS	5.5 WATTS PER FT 2700K LED 244 LUMENS PER FT 120 DEG BEAM 90+ CRI	120V/24V FORWARD PHASE DIMMING DRIVER TO 0% PSD DRIVER	 **ANODIZED ALUMINUM**

SURFACE MOUNTED FIXTURES:

Type	Fixture Description	Manufacturer and Part Number	Light Source	Power Supplies	Appearance
S-A	**SURFACE MOUNTED SINGLE CIRCUIT TRACK - LINE VOLTAGE** .7" H X 1.4"DIA X LENGTH PER PLAN	**LUMENTURE - JT TRACK** JT-LENGTH PER PLAN AND VERIFIED BY CONTRACTOR - FINISH TBD BY ID	N/A	120V	 **FINISH TBD**
S-B	**SURFACE MOUNTED STATIC COLOR LED ADJUSTABLE TRACK HEAD WITH FLOOD BEAM SPRAD AND HONEYCOMB LOUVER & SOLITE LENS** 3.25"H X 2"DIA	**LUMENTURE - T50 TRACK HEAD** T50-30D-1100-40-FINISH TBD BY ID- J ACCESSORIES: LENS: T50-SOL (SOLITE) LOUVER: T50-HL	14 WATTS 3000K LED WARM DIM 935 LUMENS 40 DEG BEAMS PREAD 90+ CRI	120V/24V FORWARD PHASE DIMMING DRIVER TO XX%	 **FINISH TBD**

EXTERIOR RECESSED FIXTURES:

Type	Fixture Description	Manufacturer and Part Number	Light Source	Power Supplies	Appearance
XR-A	**RECESSED IN WALL LED STEP LIGHT - WET RATED** **MARINE GRADE VERIFIED** 2.75"H X 6" L X 2.25" DEPTH	**SPJ LIGHTING - MSL6** SPJ-MSL6-FINISH TBD-4W-NA-250-2700K-120V CONTRACTOR TO VERIFY POWER SUPPLY SIZE, WIRING, AND REMOTE LOCATIONS	4 WATTS 2700K 250 LUMENS XX CRI IPXX	12 VAC REMOTE MAGNETIC TRANSFORMER DIMMING TO XX%	 **FINISH TBD**

XR-B	**RECESSED IN-GRADE WARM DIM LEDADUSTABLE POINT SOURCE UPLIGHT FIXTURE WITH OVERALL SPREAD LENS AND HEXCELL LOUVER** **MARINE GRADE TO BE VERIFIED** 5" H x 6"DIA	**LUMIERE - BOCA** 615-50MR16-12-VERIFY FINISH-LBB-OSL-LVR VERIFY FINISH WITH ARCHITECT **SORAA LAMP:** SM16-07-25DM-927/918-01	8 WATTS 2700K-1800K LED WARM DIM 410 LUMENS 24 DEG BEAM SPREAD 98 CRI IP67	12V/120V REMOTE DRIVER - SPECIFICATION BY ELECTRICAL CONTRACTOR	 **FINISH TBD**
XR-C	**3" RECESSED BEVELED ROUND WARM-DIM LED FLANGED ADJUSTABLE FIXTURE WITH REMODELER HOUSING AND HEX CELL LOUVER - WET LOCATION** TRIM: 4.6" ROUND 4.9"W x 5.1" H Rep: Echarte Group International 2451 W. Cumming Woods Lane Hendersonville, NC. 28739 P. 954.557.3015 E. echartegroup@aol.com	**TECH LIGHTING - ENTRA 3"** HOUSING: EN3RR-LO-9-WD-A-A-N- TRIM: EN3R-F-B-S-W WITH TALL COLLAR LOUVER: 700A02-BK PAINTABLE TRIM - COLOR TO BE DETERMINED BY INTERIOR DESIGNER CONTRACTOR TO INSTALL 20DEG BEAM SPREAD	12 WATTS WARM DIM 3000K-1800K 20 DEG BEAM 715 LUMENS 90 CRI	120V INTERGAL TRIAC/ELV DIMMING TO 1% (MLV/FWD)	 **WHITE | FLANGED**

EXTERIOR LINEAR FIXTURES:

Type	Fixture Description	Manufacturer and Part Number	Light Source	Power Supplies	Appearance
XL-A	**LINEAR SURFACE MOUNTED WARM-DIM LED COVE FIXTURE WITH ADJUSTABLE MOUNTING BRACKET** **MARINE GRADE VERIFIED** 1.8"W X 2.9"H X LENGTH PER PLAN	**I2SYSTEMS - GRAPHITE** G-12-27-S-0-V-SD-O-B-AJ1 CONTRACTOR TO VERIFY JUMPER AND LEADER CABLE AS REQUIRED CONTRACTOR TO USE 4FT RUNS WHERE POSSIBLE AND 1FT FOR SHORT ENDS	12 WATTS PER FT 2700K-1850K WARM DIM 896 LUMENS PER FT 120 BEAM SPREAD 92+ CRI IP66	120V 0-10V INTEGRAL DRIVER - DIMMING TO 0.1%	 **BLACK FINISH**
XL-B	**LINEAR SURFACE MOUNTED CONTINUOUS WARM-DIM LED SYSTEM WITH FIXED MOUNTING CLIPS & HALF FROSTED LENS - WET LOCATION** **MARINE GRADE VERIFIED** .74" W x .39" H x LENGTHS BY CONTRACTOR	**LUMINII - KENDO S WARM DIM WET** KSW-(LENGTH BY CONTRACTOR) - 19K-27K-SO-HF-FC-SA-(POWER FEEDS BY CONTRACTOR) POWER SUPPLY: PSD-XX-24 LENGTHS TO BE FIELD VERFIEID BY CONTRACTOR CONTRACTOR TO VERIFY POWER SUPPLY SIZE, WIRING, AND REMOTE LOCATIONS	5.5 WATTS PER FT 2700K LED 280 LUMENS PER FT 120 DEG BEAM 90+ CRI	120V/24V FORWARD PHASE DIMMING DRIVER TO 0% PSD DRIVER	 **ANODIZED ALUMINUM**

XL-C	**LINEAR SURFACE MOUNTED WARM-DIM LED WALL WASHER WITH FIXED MOUNTING AND GLARE LOUVER** **MARINE GRADE VERIFIED** 1.8"W X 2.9"H X 12"FT	**I2SYSTEMS - GRAPHITE** G-10-27-H-6-V-SD-O-B-AJ1- (1FT LENGTHS) LOUVER: G-BF-12B CONTRACTOR TO VERIFY JUMPER AND LEADER CABLE AS REQUIRED	10 WATTS PER FT 2700K-1850K LED WARM DIM 732 LUMENS PER FT 65 BEAM SPREAD 92+ CRI IP66	120V 0-10V INTEGRAL DRIVER - DIMMING TO 0.1%	 **BLACK FINISH**
XL-D	**LINEAR SURFACE MOUNTED CONTINUOUS STATIC LED SYSTEM WITH FIXED MOUNTING CLIPS - WET LOCATION** 0.67" W x 0.50" H x LENGTHS BY CONTRACTOR	**QTRAN LIGHTING** SW120/4.0 - PPS-FT-WET-24-CL-P1-BW-BW - LENGTH TO BE FIELD VERIFIED FIXTURE IS NOT FIELD CUTTABLE. CONTRACTOR TO FIELD VERIFY LENGTH BEFORE ORERING.	4 WATTS PER FT 2400K LED 341 LUMENS PER FT 95+ CRI IP66	120V FORWARD PHASE DIMMING (MLV/FWD)	

EXTERIOR SURFACE FIXTURES:

Type	Fixture Description	Manufacturer and Part Number	Light Source	Power Supplies	Appearance
XS-A	**SURFACE MOUNTED LED FIXED 2-CIRCUIT UP/DOWN ARCHITECTURAL SCONCE WITH REPLACEMENT GU10 MR16 LED LAMP AND HEXCELL LOUVER** **MARINE GRADE FINISH VERIFIED** 3.75"W X 10.3"H X 3.82"DEPTH	**HK LIGHTING - ZX16-WM2-SQ-GU10** ZX16-WM2-SQ-GU10-GSS-120V-0-FINISH BY ID-LVR-CM1 - WITH 2 CIRCUITS CONTRACTOR TO CONFIRM MOUNTING OPTION **SORAA GU10 LAMP:** SM16GA-07-10D-927-03 BEAM SPREADER 25 DEG: AC-GC-2525-00-S1 CCT SHIFTERS: AC-CC-0001-00-S1	16 WATTS (8WATTS PER LAMP) 2700K LED 390 LUMENS PER LAMP 25 DEG BEAM SPREAD 98 CRI IP67	120V FORWARD PHASE DIMMING (MLV/FWD)	 **BRONZE FINISH**
XS-B	**SURFACE MOUNTED LED ADJUSTABLE ACCENT FIXTURE WITH REPLACEMENT WARM-DIM AND HEXCELL LOUVER** **MARINE GRADE FINISH VERIFIED** 3.75"W X 4.5"H X 4.5"DEPTH	**HK LIGHTING - ZX16** ZX16-SQ- GSL-(LED LAMP)-12V-BZ - LVR-LSL- CM1 CONTRACTOR TO CONFIRM MOUNTING OPTION REMOTE POWER SUPPLY: TXM-XX-120 CONTRACTOR TO VERIFY POWER SUPPLY SIZE, WIRING, AND REMOTE LOCATIONS **PURE EDGE LAMP:** MR16-12V-8W-NF-27WD-SL	8 WATTS 2700K-1800K LED WARM DIM 410 LUMENS 24 DEG BEAM SPREAD 98 CRI IP67	120V/12V REMOTE FORWARD PHASE TRANSFORMER - DIMMING TO 1%	 **BRONZE FINISH**

XS-C	**SURFACE MOUNTED FIXED DOWNLIGHT ARCHITECTURAL FIXTURE WITH REPLACEMENT GU10 MR16 LED LAMP** **MARINE GRADE FINISH VERIFIED** 2.25"W X 5.75"H X 3.82"DEPTH	**HK LIGHTING - ZX16-** ZX16-WM-SQ-GU10- GSS-120V-BZ (INTERIOR DESIGNER TO CONFIRM FINISH) - LVR- CM1 CONTRACTOR TO CONFIRM MOUNTING OPTION **SORAA GU10 LAMP:** SM16GA-07-10D-927-03 BEAM SPREADER 25 DEG: AC-GC-2525-00-S1 CCT SHIFTERS: AC-CC-0001-00-S1	8 WATTS 2700K LED 390 LUMENS 25 DEG BEAM SPREAD 98 CRI IP67	120V FORWARD PHASE DIMMING (MLV/FWD)	 **FINISH BY ID**
XS-D	**STAKE MOUNTED PLANT UPLIGHT WITH REPLACEABLE LED MR16 LAMP AND HEXCELL LOUVER - NARROW SPOT DISTRIBUTION** **MARINE GRADE FINISH** 2.4" DIA. x 6.5" H	**FX LUMINAIRE** **C-UL STANDARD PLUS FX** C-UL-LED35WFL-AS-AB HEXCELL LOUVER : 250015260000 STAKE MOUNT:753900 POWER SUPPLY: EX TRANSFORMER CONTRACTOR TO VERIFY POWER SUPPLY SIZE, WIRING, AND REMOTE LOCATIONS **SORAA LAMP:** SM16-07-10D-927-03	8 WATTS 2700K LED 390 LUMENS 10 DEG BEAM SPREAD 95CRI	120V/12V REMOTE FORWARD PHASE TRANSFORMER - DIMMING TO 1%	 **ANTIQUE BRONZE FINISH**
XS-E	**SURFACE MOUNTED WARM-DIM LED LIGHT PAD/SHEET MOUNTED BEHIND TRANSLUCENT MATERIAL BY INTERIOR DESIGNER** 12"W X 12"L	**LUMINII - MATRIX** MOD -MP-SO-22K-27K POWER SUPPLY: PS010V-96-24-WIX SIZES TO BE FIELD MEASURED CONTRACTOR TO VERIFY POWER SUPPLY SIZE, WIRING, AND REMOTE LOCATIONS	6 WATTS PER SQFT 2700K-2200K LED WARM DIM 300 LUMENS PER FT 90+ CRI	120V/24V REMOTE 0-10V DIMMING POWER SUPPLY	
XS-F	**SURFACE MOUNTED ARCHITECTURAL FIXED DOWNLIGHT WITH REPLACEABLE GU10 MR16 LED LAMP** 2.25" W X 2.25" D X 4..8"H	**HK LIGHTING - ZX16-CM-SQ-GU10** ZX16-CM-SQ-GU10- GSS-120V-BZ (FINISH TO BE VERIFIED BY ID) - LVR-CM1 CONTRACTOR TO CONFIRM MOUNTING OPTION **SORAA GU10 LAMP:** SM16GA-07-10D-927-03 BEAM SPREADER 25 DEG: AC-GC-2525-00-S1 CCT SHIFTERS: AC-CC-0001-00-S1	8 WATTS 2700K LED 390 LUMENS 25 DEG BEAM SPREAD 98 CRI IP67	120V FORWARD PHASE DIMMING (MLV/FWD)	 **FINISH TBD**

XS-G	**STAKE MOUNTED LED ADJUSTABLE ACCENT FIXTURE WITH SORAA MR16 LED LAMP, GROUND STAKE AND EXTENSION.** **MARINE GRADE FINISH VERIFIED** 2.25: DIA X 5.88"H	**HK LIGHTING - ZX16 - GU10** ZX16-GU10-SOI-B- GSL-(SORAA LAMP)-BZ ADD 50% OF TOTAL QTY FOR THE FOLLOWING ACCESSORY: GROUND STAKE: MHJB12-EX (EXTENTION 18") **SORAA GU10 LAMP:** SM16GA-07-10D-927-03 CCT SHIFTERS: AC-CC-0001-00-S1 BEAM SPREADER 25 DEG: AC-GC-2525-00-S1	8 WATTS 2700K-1800K LED WARM DIM 410 LUMENS 10 DEG BEAM SPREAD 98 CRI IP67	120V PHASE DIMMING	 **BRONZE FINISH**
XS-H	**SURFACE MOUNTED LED ADJUSTABLE ACCENT FIXTUREWITH REPLACEABLE GU10 MR16 LED LAMP** **MARINE GRADE FINISH** 2.75"DIA X 5.35"H	**HK LIGHTING - ZX16-GU10** ZX16-GU10- B-GSS-120V-BZ - LVR- CM1 CONTRACTOR TO CONFIRM MOUNTING. **SORAA GU10 LAMP:** SM16GA-07-10D-927-03 BEAM SPREADER 25 DEG: AC-GC-2525-00-S1 CCT SHIFTERS: AC-CC-0001-00-S1	8 WATTS 2700K LED 390 LUMENS 25 DEG BEAM SPREAD 98 CRI IP67	120V FORWARD PHASE DIMMING (MLV/FWD)	 **BRONZE FINISH**
XS-J	**SURFACE MOUNTED LED ADJUSTABLE ACCENT FIXTURE WITH REPLACEABLE GU10 MR16 LED LAMP** **MARINE GRADE FINISH VERIFIED** 2.25"W X 2.25"L X 6.56"DEPTH	**HK LIGHTING - ZX16-GU10** ZX16-CM-SQ-GU10-GSS-0-BZ - LVR-CM1 CONTRACTOR TO CONFIRM MOUNTING. SORAA GU10 LAMP: SM16GA-07-10D-927-03 BEAM SPREADER 25 DEG: AC-GC-3636-00-S1 CCT SHIFTERS: AC-CC-0001-00-S1	8 WATTS 2700K LED 390 LUMENS 236 DEG BEAM SPREAD 98 CRI IP67	120V FORWARD PHASE DIMMING (MLV/FWD)	 **BRONZE FINISH**
XS-K	**SURFACE MOUNTED LED UP AND DOWN FIXTURE WITH REPLACEABLE GU10 MR16 LED LAMP AND HEXCELL LOUVER** **MARINE GRADE FINISH VERIFIED** 2.75"W X 9.88"H X 3.75"DEPTH	**HK LIGHTING - ZX16-WM2-GU10** ZX16-WM2-GU10-A-GSS-120V-0-BZ-LVR MOUNTING CANOPY PLATE: CM5 CONTRACTOR TO CONFIRM MOUNTING. **SORAA GU10 LAMP:** SM16GA-07-10D-927-03 BEAM SPREADER 25 DEG: AC-GC-2525-00-S1 CCT SHIFTERS: AC-CC-0001-00-S1	16 WATTS (8WATTS PER LAMP) 2700K LED 390 LUMENS PER LAMP 25 DEG BEAM SPREAD 98 CRI IP67	120V FORWARD PHASE DIMMING (MLV/FWD)	 **BRONZE FINISH**

XS-L	**TREE MOUNTED ADJUSTABLE ACCENT WITH INTEGRAL STATIC LED AND HEXCELL LOUVER - NARROW SPOT DISTRIBUTION** **MARINE GRADE FINISH** 2.6" DIA. x 6.97" H	**ECOSENSE - RISE** F080-1S-HO-25-09-10-Z-F-A TREE STRAP MOUNTING: RISE-TMS-TB-VIS3 CONTRACTOR TO CONFIRM WIRING AND MOUTNING	11.5 WATTS 2500K LED 740 LUMENS 10 DEG BEAM SPREAD 90+ CRI	120V ELV DIMMING	 **BRONZE FINISH**
XS-M	**SURFACE MOUNTED LED ADJUSTABLE ACCENT FIXTURE WITH REPLACEMENT WARM-DIM AND HEXCELL LOUVER** **MARINE GRADE FINISH VERIFIED** 3.75"W X 4.5"H X 4.5"DEPTH	**HK LIGHTING - ZX16** ZX16-SQ-GSL-0-12V-WT - LVR-LSL- CM1 CONTRACTOR TO CONFIRM MOUNTING OPTION REMOTE POWER SUPPLY: TXM-XX-120 CONTRACTOR TO VERIFY POWER SUPPLY SIZE, WIRING, AND REMOTE LOCATIONS **PURE EDGE LAMP:** MR16-12V-8W-NF-27WD-SL	8 WATTS 2700K-1800K LED WARM DIM 410 LUMENS 24 DEG BEAM SPREAD 98 CRI IP67	120V/12V REMOTE FORWARD PHASE TRANSFORMER - DIMMING TO 1%	 **WHITE FINISH**
XS-N	**SURFACE MOUNTED LED ADJUSTABLE ACCENT FIXTURE WITH REPLACEABLE GU10 MR16 LED LAMP** **MARINE GRADE FINISH VERIFIED** 2.25"W X 2.25"L X 6.56"DEPTH	**HK LIGHTING - ZX16-CM-SQ-ADJ-GU10** ZX16-CM-SQ-ADJ-GU10- GSS-WT - LVR-CM1 CONTRACTOR TO CONFIRM MOUNTING. **SORAA GU10 LAMP:** SM16GA-07-10D-927-03 BEAM SPREADER 25 DEG: AC-GC-2525-00-S1 CCT SHIFTERS: AC-CC-0001-00-S1	8 WATTS 2700K LED 390 LUMENS 25 DEG BEAM SPREAD 98 CRI IP67	120V FORWARD PHASE DIMMING (MLV/FWD)	 **WHITE FINISH**

Important Notes and Contractual Obligations

1. The contractor is responsible for procurement and installation of lighting & control equipment is responsible for quantity take-offs, counts and measurements for linear fixture lengths

2. The contractor is responsible for procurement and installation of lighting & control equipment is responsible for verifying all load types, wattages, secondary wiring and power supplies requirements. Decorative lighting load types & wattages are only estimates and must be verified with interior designer or architect.

3. The contractor is responsible for procurement and installation of lighting & control equipment and is responsible for verifying all surface materials and finishes for proper housing and trim components

4. The contractor is responsible for procurement and installation of lighting & control equipment and is responsible for providing submittals to GMLD for approval prior to order GMLD is not responsible for any equipment ordered without written approval from GMLD.

5. The contractor is responsible for procurement and installation of lighting & control equipment must allow a minimum of 4-6 weeks for standard products and 6-8 weeks for customs
If GMLD is required to intervene and aid in the expediting of equipment due to failure to order in a timely manner, hourly additional service fees incurred will be billed to the Project by GMLD

6. The contractor is responsible for procurement and installation of lighting & control and equipment must provide personnel, equipment, lamps/beam spreads, ladders, lifts and scaffolding as required to aim, relamp and adjust light fixtures during the final adjustment exercise. Depending on Project specifics, this effort will most likely occur after dark and require multiple evenings, late into the night.

7. The contractor is responsible for procurement and installation of lighting & control equipment and must allow for additional lamps/beam spreads for focusing adjustable fixtures in the original equipment purchase. Attic stock of replacement lamps and equipment components to be addressed with general contractor and client.

8. Do not use architectural fixtures, final lamping or dimming system components for general operation during construction. Equipment must be tested and evaluated after installation then sealed and protected until final close-out.

9. GMLD is not a licensed engineer, cannot stamp drawings or be responsible for egress, emergency or life safety illumination

10. Approximate quantities, estimated pricing and assumed mark-ups on GMLD documents are BUDGET estimates as a guide for the Project. GMLD is not responsible for any pricing guarantees or commitments based upon any pricing estimates on GMLD documents.

11. Copyright 2021 GMLD - No information on GMLD documentation may be reproduced in whole or in part for another Project without the sole written consent of a Principal of GMLD.
GMLD may not be held responsible for any specifications, drawings or documentation used on another Project without the written consent of GMLD.

DIMMING SYSTEM SCHEDULE

GRANVILLE MCANEAR LIGHTING DESIGN

Project: **El Conquistador Resort**
Location: **Puerto Rico**
Power:
Control System(s): **Lutron Quantum System**

Emergency lighting zones in public areas to be documented by the electrical engineer. The electrical engineer will take the appropriate complete lighting zones from the lighting design documents that will provide the minimum egress light levels and assign those zones to a normal/emergency dimming panel that is part of the central dimming system. These panels are powered through an emergency transfer switch and will function and dim normally until a loss of power, then will operate at full brightness. Light fixtures should not be added for emergency lighting purposes in public areas. Dimming zones should not be separated for one portion to be tied to emergency lighting. Electrical engineer to provide emergency lighting zones and related light level calculations to the proper authorities and to GMLD and the dimming system manufacturer for coordination and incorporation into the system design.

Total Wattage: **17,094**

Area : B1 Main Building - Upper & Lower Main Pool **2,762**

Dimmer ID	Zone Description	Fixture Type(s)	Load Type	Wattage (each or per foot)	Approx Qty	Total Wattage
POOL-1	Palm Uplights	XS-G	MVL/FWD	8	2	16
POOL-2	Wall Wash Cove	XL-C	0-10V	10	89	890
POOL-3	Decorative Surface Mount	ID	VERIFY	VERIFY	5	0
POOL-4	Decorative Surface Mount	ID	VERIFY	VERIFY	7	0
POOL-5	Step Lights	XR-A	MLV/FWD	4	58	232
POOL-6	Palm Uplights	XS-G	MLV/FWD	8	3	24
POOL-7	Sculpture Uplight	XS-L	MLV/FWD	8	2	16
POOL-8	Sculpture Uplight	XR-B	MLV/FWD	8	4	32
POOL-9	Palm Uplights	XS-G	MLV/FWD	8	16	128
POOL-10	Downlights	XS-F	MLV/FWD	8	16	128
POOL-11	Palm Uplights	XS-G	MLV/FWD	8	24	192
POOL-12	Palm Uplights	XS-G	MLV/FWD	8	45	360
POOL-13	Palm Uplights	XS-G	MLV/FWD	8	46	368
POOL-14	Decorative Surface Mount	ID	VERIFY	VERIFY	2	0
POOL-15	Decorative Surface Mount	ID	VERIFY	VERIFY	2	0
POOL-16	Decorative Surface Mount	ID	VERIFY	VERIFY	2	0
POOL-17	Decorative Surface Mount	ID	VERIFY	VERIFY	2	0
POOL-18	Decorative Surface Mount	ID	VERIFY	VERIFY	2	0
POOL-19	Decorative Surface Mount	ID	VERIFY	VERIFY	2	0
POOL-20	Decorative Surface Mount	ID	VERIFY	VERIFY	2	0
POOL-21	Palm Uplights	XS-G	MLV/FWD	8	30	240
POOL-22	Sculpture Uplight	XS-L	MLV/FWD	8	3	24
POOL-23	Palm Uplights	XS-G	MLV/FWD	8	14	112

Area : B1 Main Building - Wedding Pavilion **692**

Dimmer ID	Zone Description	Fixture Type(s)	Load Type	Wattage (each or per foot)	Approx Qty	Total Wattage
WED-1	Sculpture Uplight	XR-B	MLV/FWD	8	4	32
WED-2	Step Lights	XR-A	MLV/FWD	4	10	40
WED-3	Palm Uplights	XS-G	MLV/FWD	8	10	80
WED-4	Rafter Accents	XS-N	MLV/FWD	8	8	64
WED-5	Beam Uplight	XL-D	MLV/FWD	4	98	392
WED-6	Decorative Sconces	ID	VERIFY	VERIFY	40	0
WED-7	Decorative Sconces	ID	VERIFY	VERIFY	12	0
WED-8	Step Lights	XR-A	MLV/FWD	4	9	36
WED-9	Palm Uplights	XS-G	MLV/FWD	8	6	48

Area : B1 Main Building - Mirador Terrace **1,472**

Dimmer ID	Zone Description	Fixture Type(s)	Load Type	Wattage (each or per foot)	Approx Qty	Total Wattage
MTR-1	Decorative Sconces	ID	VERIFY	VERIFY	8	0
MTR-2	Perimeter Uplight	XL-A	0-10V	12	94	1,128
MTR-3	Decorative Sconces	ID	VERIFY	VERIFY	22	0
MTR-4	Bar Top Accents	XS-B	MLV/FWD	8	9	72
MTR-5	Back Bar Accents	XS-B	MLV/FWD	8	3	24
MTR-6	Decorative Sconces	ID	VERIFY	VERIFY	2	0
MTR-7	Bar Die Lighting	XL-B	MLV/FWD	5.5	26	143
MTR-8	Task Lighting	XL-B	MLV/FWD	5.5	19	105
MTR-9	Decorative Sconces	ID	VERIFY	VERIFY	5	0

Area : B1 Main Building - Mirador Terrace **946**

Dimmer ID	Zone Description	Fixture Type(s)	Load Type	Wattage (each or per foot)	Approx Qty	Total Wattage
SPB-1	Column Uplights	XL-B	MLV/FWD	5.5	49	270
SPB-2	Table Accents	XS-B	MLV/FWD	8	7	56
SPB-3	Perimeter Accents	XS-M	MLV/FWD	8	13	104
SPB-4	Task Lighting	XL-B	MLV/FWD	5.5	26	143
SPB-5	Beam Uplighting	XL-B	MLV/FWD	5.5	37	204
SPB-6	Under Counter Lighting	XL-B	MLV/FWD	5.5	28	154
SPB-7	Accents	XS-B	MLV/FWD	8	2	16

Area : B1 Main Building - Upper Main Pool Women's Restrooms **198**

Dimmer ID	Zone Description	Fixture Type(s)	Load Type	Wattage (each or per foot)	Approx Qty	Total Wattage
UPWR-1	Accents + Wall Washers	R-B (1) + R-C (6)	MLV/FWD	12	7	84
UPWR-2	Sink Accents	R-B	MLV/FWD	12	4	48
UPWR-3	Wall Wash Cove	XL-B	MLV/FWD	5.5	12	66
UPWR-4	Decorative Sconces	ID	VERIFY	VERIFY	5	0

Area : B1 Main Building - Upper Main Pool Men's Restrooms **198**

Dimmer ID	Zone Description	Fixture Type(s)	Load Type	Wattage (each or per foot)	Approx Qty	Total Wattage
UPMR-1	Accents + Wall Washers	R-B (1) + R-C (6)	MLV/FWD	12	7	84
UPMR-2	Sink Accents	R-B	MLV/FWD	12	4	48
UPMR-3	Wall Wash Cove	XL-B	MLV/FWD	5.5	12	66
UPMR-4	Decorative Sconces	ID	VERIFY	VERIFY	5	0

Area : B1 Main Building - Lower Main Pool Women's Restrooms **275**

Dimmer ID	Zone Description	Fixture Type(s)	Load Type	Wattage (each or per foot)	Approx Qty	Total Wattage
LPWR-1	Accents + Wall Washers	R-B (1) + R-C (9)	MLV/FWD	12	10	120
LPWR-2	Sink Accents	R-B	MLV/FWD	12	6	72
LPWR-3	Wall Wash Cove	XL-B	MLV/FWD	5.5	15	83
LPWR-4	Decorative Sconces	ID	VERIFY	VERIFY	7	0

Area : B1 Main Building - Lower Main Pool Men's Restrooms **358**

Dimmer ID	Zone Description	Fixture Type(s)	Load Type	Wattage (each or per foot)	Approx Qty	Total Wattage
LPMR-1	Wall Washers	R-C	MLV/FWD	12	11	132
LPMR-2	Sink Accents	R-B	MLV/FWD	12	6	72

LPMR-3	Wall Wash Cove	XL-B	MLV/FWD	5.5	28	154
LPMR-4	Decorative Sconces	ID	VERIFY	VERIFY	7	0

Area : B1 Main Building - Lower Main Pool Restroom Vestibule **24**

Dimmer ID	Zone Description	Fixture Type(s)	Load Type	Wattage (each or per foot)	Approx Qty	Total Wattage
LPMR-1	Wall Washers	R-C	MLV/FWD	12	2	24

Area : B1 Main Building - Bella Vista Café **3,139**

Dimmer ID	Zone Description	Fixture Type(s)	Load Type	Wattage (each or per foot)	Approx Qty	Total Wattage
BVC-1	Step Lights	XR-A	MLV/FWD	4	15	60
BVC-2	Palm Uplights	XS-G	MLV/FWD	8	10	80
BVC-3	Perimeter Accents	XR-C	MLV/FWD	12	6	72
BVC-4	Perimeter Accents	XR-C	MLV/FWD	12	6	72
BVC-5	Accents	XR-C	MLV/FWD	12	6	72
BVC-6	Under Counter Lighting	XL-B	MLV/FWD	5.5	23	127
BVC-7	Canopy Uplight	XL-B	MLV/FWD	5.5	100	550
BVC-8	Decortive Lamps	ID	VERIFY	VERIFY	6	0
BVC-9	Bottle Display Lighting	XS-E	0-10V	6	33	198
BVC-10	Under Counter Lighting	XL-B	MLV/FWD	5.5	56	308
BVC-11	Task Lighting	XL-B	MLV/FWD	5.5	56	308
BVC-12	Accents	XR-C	MLV/FWD	12	13	156
BVC-13	Perimeter Uplight	XL-A	0-10V	12	91	1,092
BVC-14	Accents	XR-C	MLV/FWD	12	3	36
BVC-15	Step Lights	XR-A	MLV/FWD	4	2	8

Area : B1 Main Building - Panoramic Elevator **48**

Dimmer ID	Zone Description	Fixture Type(s)	Load Type	Wattage (each or per foot)	Approx Qty	Total Wattage
ELV-1	Decorative Pendant	ID	INC/LED	VERIFY	1	0
ELV-2	Accents	GR-C	MLV/FWD	12	2	24
ELV-3	Decorative Pendant	ID	INC/LED	VERIFY	1	0
ELV-4	Accents	GR-C	MLV/FWD	12	2	24

Area : B2 Building #2 - Las Vistas Guest Elevator **93**

Dimmer ID	Zone Description	Fixture Type(s)	Load Type	Wattage (each or per foot)	Approx Qty	Total Wattage
LVE-1	Handrail Cove	GL-A	MLV/FWD	3	15	45
LVE-2	Accents	GR-C	MLV/FWD	12	4	48

Area : B3 Building #3 - Las Brisas Retail Corridor **1,312**

Dimmer ID	Zone Description	Fixture Type(s)	Load Type	Wattage (each or per foot)	Approx Qty	Total Wattage
BRC-1	Accents	XS-J	MLV/FWD	8	54	432
BRC-2	Perimeter Lighting	XL-D	MLV/FWD	4	220	880

Area : B3 Building #3 - Las Brisas Guest Elevator **174**

Dimmer ID	Zone Description	Fixture Type(s)	Load Type	Wattage (each or per foot)	Approx Qty	Total Wattage
LBE-1	Handrail Cove	GL-A	MLV/FWD	3	14	42
LBE-2	Accents	GR-C	MLV/FWD	12	4	48
LBE-3	Handrail Cove	GL-A	MLV/FWD	3	12	36
LBE-4	Accents	GR-C	MLV/FWD	12	4	48

Area : B4 Building #4 - Las Olas Guest Elevator **90**

Dimmer ID	Zone Description	Fixture Type(s)	Load Type	Wattage (each or per foot)	Approx Qty	Total Wattage
LOE-1	Handrail Cove	GL-A	MLV/FWD	3	14	42
LOE-2	Accents	GR-C	MLV/FWD	12	4	48

Area : B5 Building #5 - La Marina Café **1,133**

Dimmer ID	Zone Description	Fixture Type(s)	Load Type	Wattage (each or per foot)	Approx Qty	Total Wattage
LMC-1	Perimeter Accents	R-A	MLV/FWD	12	14	168
LMC-2	Counter Accents	R-A	MLV/FWD	12	3	36
LMC-3	Accents	R-A	MLV/FWD	12	4	48
LMC-4	Under Counter Lighting	L-A	MLV/FWD	5.5	13	72
LMC-5	Decorative Pendants	ID	VERIFY	VERIFY	3	0
LMC-6	Accents	R-A	MLV/FWD	12	2	24
LMC-7	Accents	S-B	MLV/FWD	14	5	70
LMC-8	Shelf Lighting	L-A	MLV/FWD	5.5	24	132
LMC-9	Millwork Lighting	L-A	MLV/FWD	5.5	30	165
LMC-10	Planter Uplight	L-C	MLV/FWD	5.5	50	275
LMC-11	Planter Downlight	L-B	MLV/FWD	5.5	26	143

Area : B5 Building #5 - La Marina Men's Restroom **229**

Dimmer ID	Zone Description	Fixture Type(s)	Load Type	Wattage (each or per foot)	Approx Qty	Total Wattage
MMR-1	Wall Washers And Sink Accents	R-B (5) + R-C (4)	MLV/FWD	12	9	108
MMR-2	Wall Wash Cove	L-C	MLV/FWD	5.5	12	66
MMR-3	Electric Mirror	J-BOX	VERIFY	VERIFY	3	0
MMR-4	Wall Wash Cove	L-C	MLV/FWD	5.5	10	55

Area : B5 Building #5 - La Marina Women's Restroom **181**

Dimmer ID	Zone Description	Fixture Type(s)	Load Type	Wattage (each or per foot)	Approx Qty	Total Wattage
MWR-1	Sink Accents	R-B	MLV/FWD	12	5	60
MWR-2	Wall Wash Cove	L-C	MLV/FWD	5.5	13	72
MWR-3	Electric Mirror	J-BOX	VERIFY	VERIFY	3	0
MWR-4	Wall Wash Cove	L-C	MLV/FWD	5.5	9	50

Area : B5 Building #5 - La Marina Restroom Vestibule **48**

Dimmer ID	Zone Description	Fixture Type(s)	Load Type	Wattage (each or per foot)	Approx Qty	Total Wattage
MRV-1	Accents	XR-C	MLV/FWD	12	4	48

Area : B5 Building #5 - Ballyhoo Bar **3,620**

Dimmer ID	Zone Description	Fixture Type(s)	Load Type	Wattage (each or per foot)	Approx Qty	Total Wattage
BHB-1	Step Lights	XR-A	MLV/FWD	4	45	180
BHB-2	Accents	XS-H	MLV/FWD	8	6	48
BHB-3	Perimeter Uplight	XL-D	MLV/FWD	4	423	1,692
BHB-4	Perimeter Uplight	XL-D	MLV/FWD	4	163	652
BHB-5	Decorative Sconces	ID	VERIFY	VERIFY	16	0
BHB-6	Accents	XS-H	MLV/FWD	8	24	192
BHB-7	Accents	XS-H	MLV/FWD	8	24	192
BHB-8	Under Counter Lighting	XL-D	MLV/FWD	4	104	416

BHB-9	Up/Down Lights	XS-K	MLV/FWD	16	4	64
BHB-10	Hood Lighting	XL-D	MLV/FWD	4	46	184

Area : B5 Building #5 - La Marina Retail Corridor **8**

Dimmer ID	Zone Description	Fixture Type(s)	Load Type	Wattage (each or per foot)	Approx Qty	Total Wattage
LMCOR-1	Decorative Pendants	ID	VERIFY	VERIFY	7	0
LMCOR-2	Step Lights	XR-A	MLV/FWD	4	2	8

Area : B5 Building #5 - La Marina Guest Elevator **96**

Dimmer ID	Zone Description	Fixture Type(s)	Load Type	Wattage (each or per foot)	Approx Qty	Total Wattage
LME-1	Handrail Cove	GL-A	MLV/FWD	3	16	48
LME-2	Accents	GR-C	MLV/FWD	12	4	48

Important Notes and Contractual Obligations

1. The contractor responsible for procurement and installation of lighting & control equipment is responsible for quantity take-offs, counts and measurements for linear fixture lengths

2. The contractor responsible for procurement and installation of lighting & control equipment is responsible for verifying all load types, wattages, secondary wiring and power supply requirements

3. The contractor responsible for procurement and installation of lighting & control equipment is responsible for verifying all surface materials and finishes for proper housing and trim components

4. The contractor responsible for procurement and installation of lighting & control equipment is responsible for providing submittals to GMLD for approval prior to order GMLD is not responsible for any equipment ordered without written approval from GMLD

5. The contractor responsible for procurement and installation of lighting & control equipment must allow a minimum of 4-6 weeks for standard products and 6-8 weeks for customs. If GMLD is required to intervene and aid in the expediting of equipment due to failure to order in a timely manner, hourly additional service fees incurred will be billed to the Project

6. The contractor responsible for procurement and installation of lighting & control equipment must provide personnel, equipment, lamps/beamspreads, ladders, lifts and scaffolding as required to aim, relamp and adjust light fixtures during the final adjustment exercise. Depending on Project specifics, this effort will most likely occur after dark and require multiple evenings, late into the night.

7. The contractor responsible for procurement and installation of lighting & control equipment to allow for additional lamps/beamspreads for focusing adjustable fixtures in the original equipment purchase. Attic stock of replacement lamps and equipment components to be addressed with general

8. Do not use architectural fixtures, final lamping or dimming system components for general operation during construction. Equipment must be tested and evaluated after installation then sealed and protected until final close-out.

9. GMLD is not a licensed engineer, cannot stamp drawings or be responsible for egress, emergency or life safety illumination

10. Approximate quantities, estimated pricing and assumed mark-ups on GMLD documents are BUDGET estimates as a guide for the Project. GMLD is not responsible for any pricing guarantees or commitments based upon any pricing estimates on GMLD documents.

11. Copyright 2021 GMLD - No information on GMLD documentation may be reproduced in whole or in part for another Project without the sole written consent of a Principal of GMLD. GMLD may not be held responsible for any specifications, drawings or documentation used on another Project without the written consent of GMLD.

EL CONQUISTADOR RESORT

STINGRAY CD SET

1000 Avenida El Conquistador,
Fajardo, P.R. 00738

EoA

ARCHITECTURE | INTERIORS | BRANDING | MASTER PLANNING | LANDSCAPE

EoA, Inc.
1929 Ponce de Leon Blvd.
Coral Gables, Florida 33134
305-444-0990
© EoA, Inc. 2021

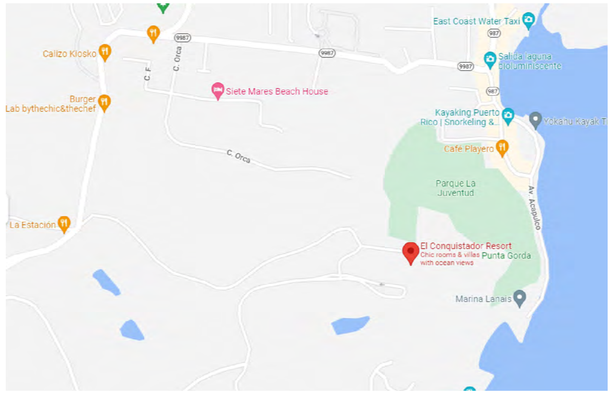

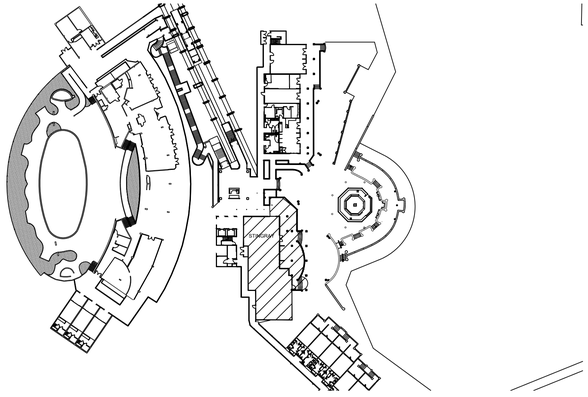

OWNER	OWNERS REPRESENTATIVE	ARCHITECT	PROJECT MANAGEMENT	PROJECT SCOPE
FRMS VANESSA DE MARI-MONSERRATE PRESIDENT P.O.BOX 9932 SAN JUAN, P.R. 00908 787-474-3672	FRMS VANESSA DE MARI-MONSERRATE PRESIDENT P.O.BOX 9932 SAN JUAN, P.R. 00908 787-474-3672	XX	FRMS VANESSA DE MARI-MONSERRATE PRESIDENT P.O.BOX 9932 SAN JUAN, P.R. 00908 787-474-3672	THE SCOPE OF WORK IS LIMITED TO THE INTERIOR RENOVATION STINGRAY RESTAURANT

ABBREVIATIONS

ABV	ABOVE	JB	JUNCTION BOX
ASL	ABOVE SEA LEVEL	JMB	JAMB
ATC	ACOUSTICAL TILE	JNT	JOINT
A/C	AIR CONDITIONING	JST	JOIST
ADJ	ADJACENT		
AFF	ABOVE FINISH FLOOR	LAV	LAVATORY
ALUM	ALUMINUM	LT	LIGHT
ANOD	ANODIZED		
AOR	ARCHITECT OF RECORD	MAX	MAXIMUM
APPROX	APPROXIMATE	MECH	MECHANICAL
ARCH	ARCHITECT	MFR	MANUFACTURER
AXON	AXONOMETRIC	MIN	MINIMUM
		MO	MASONRY OPENING
BAR	BARRIER	MTD	MOUNTED
BD/BD	BEADBOARD	MTL	METAL
BLDG	BUILDING		
BLKG	BLOCKING	N	NORTH
BM	BEAM	(N)	NEW
BO	BOTTOM OF	N/A	NOT APPLICABLE
BRKTS	BRACKETS	NIC	NOT IN CONTRACT
BTWN	BETWEEN	NOM	NOMINAL
BU	BUILT UP	NTS	NOT TO SCALE
CJ	CONTROL JOINT	O.C.	ON CENTER
CL	CENTER LINE	OD	OUTSIDE DIAMETER
CLG	CEILING	OPG	OPENING
CMU	CONCRETE MASONRY UNIT	OPP	OPPOSITE
COL	COLUMN	OVHD	OVERHEAD
CONC	CONCRETE		
COND	CONDITION	PC	POLISHED CHROME
CONT	CONTINUOUS	PERF	PERFORATED
CT	CEILING TILE	PG	PAINT GRADE
		PL	PLATE
DBL	DOUBLE	PLAM	PLASTIC LAMINATE
DECK'G	DECKING	PLEXI	PLEXIGLASS
DF	DOUGLAS FIR	PLYWD	PLYWOOD
DIA	DIAMETER	POL	POLISHED
DIFF	DIFFUSER	POL PLAS	POLISHED PLASTER
DIM(S)	DIMENSION(S)	PT	PRESSURE TREATED
DISP	DISPENSER	PTD	PAINTED
DN	DOWN	PTN	PARTITION
DR	DOOR	P/O	PULL OUT
DWG	DRAWING		
DWR	DRAWER	R	RISER
		REF	REFER TO
E	EAST	REINF	REINFORCED
EA	EACH	REQD	REQUIRED
EJ	EXPANSION JOINT	RM	ROOM
EL	ELEVATION	RO	ROUGH OPENING
ELEV	ELEVATOR	ROOF'G	ROOFING
ELEC	ELECTRICAL	RUB	RUBBER
EMER	EMERGENCY		
EQ	EQUAL	S	SOUTH
EQUIP	EQUIPMENT	SC	SOLID CORE
EXP	EXPANSION	SCHED	SCHEDULE
EXIST/EXTG	EXISTING	SECT	SECTION
EXT	EXTENSION/EXTEND	SF	SQUARE FEET
		SHLD	SHIELD
FA	FIRE ALARM	SHW'R	SHOWER
FD	FLOOR DRAIN	SIM	SIMILAR
FE	FIRE EXTINGUISHER	SLP'R	SLEEPER
FIN	FINISH	S/O	SHUT OFF
FIXT	FIXTURE	SPEC	SPECIFICATION
F'GLASS	FIBERGLASS	SS	STAINLESS STEEL
FO	FACE OF	STD	STANDARD
FOC	FACE OF CONCRETE	STL	STEEL
FOF	FACE OF FINISH	STL/RL	STEEL AND RAIL
FOS	FACE OF STUD	STG	STORAGE
FR	FIRE-RETARDANT	STR	STRUCTURAL
FLASH'G	FLASHING	SYP	SOUTHERN YELLOW PINE
FLR	FLOOR	T/B	TOP & BOTTOM
FLR'G	FLOORING	TBD	TO BE DETERMINED
FRM'G	FRAMING	T/G	TONGUE AND GROOVE
FT	FEET	THRD	THREADED
FTG	FOOTING	TLT	TOILET
		TO	TRIMMED OPENING
GA	GAUGE	TOB	TOP OF BEAM - STEEL
GALV	GALVANIZED	TOC	TOP OF CONCRETE
GB	GRAB BAR	TOS	TOP OF SLAB
GC	GENERAL CONTRACTOR	TOW	TOP OF WALL
GL	GLASS	TR	TREAD
GWB	GYPSUM WALL BOARD	T/S	TRANSITION STRIP
		TYP	TYPICAL
HD	HEAD		
HDR	HEADER	UON	UNLESS OTHERWISE NOTED
HDWD	HARDWOOD		
H'CAP	HANDICAPPED	VAP BAR	VAPOR BARRIER
HC	HOLLOW CORE	VAP	VAPOR
HCM	HOLLOW CORE METAL	VERT	VERTICAL
HM	HOLLOW METAL	VIF	VERIFY IN FIELD
HOR	HORIZONTAL		
HRDWR	HARDWARE	W	WEST
HT	HEIGHT	W/	WITH
		WC	WATER CLOSET
ID	INSIDE DIAMETER	WC	WOOD
ID	INTERIOR DESIGNER	WD	WINDOW
INSUL	INSULATION	WNDW	WATERPROOF
INT	INTERIOR	WR	WATER RESISTANT
		WWC	WOOD WAINSCOTING
		WWF	WELDED WIRE FABRIC

ADA GUIDELINES

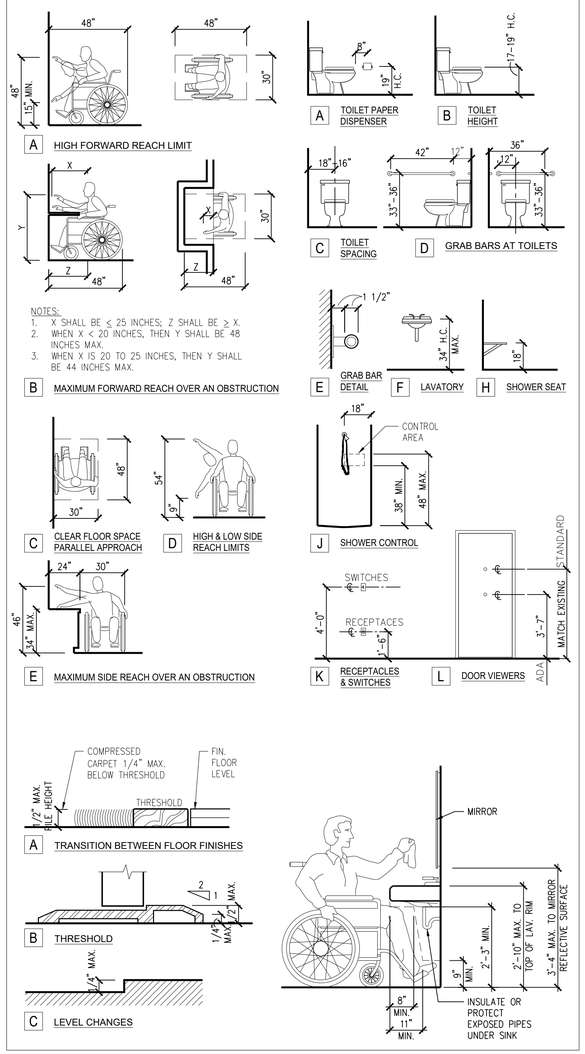

MATERIALS (PLANS , ELEVATIONS, SECTIONS AND DETAILS)

EARTH WORK

- EARTH
- ROCK
- COARSE POROUS FILL (GRAVEL)
- FINE POROUS FILL

MASONRY

- BRICK
- STRUCTURAL CLAY TILE UNIT MASONRY
- GLAZED STRUCTURAL CLAY TILE MASONRY
- CONCRETE MASONRY UNIT (CMU)
- GLAZED CONCRETE MASONRY UNIT
- CUT STONE
- FIRE BRICK
- CAST STONE
- GRANTIE

CONCRETE

- STRUCTURAL CONCRERTE

WOOD

- CONTINUOUS ROUGH WOOD FRAMING
- WOOD BLOCKING
- PLYWOOD (ROUGH)
- PLYWOOD FOR ARCHITECTURAL WOODWORK
- FINISH WOOD

METAL

- STEEL
- ALUMINUM
- ORNAMENTAL METAL (BRASS / BRONZE / CHROME)
- WELDING

THERMAL - MOISTURE PROTECTION

- BATT INSULATION
- FOAM INSULATION
- RIGID INSULATION
- LOOSE FILL INSULATION
- FIBROUS FIRE SAFING

FINISHES

- GYPSUM WALL BOARD (GWB)
- ILATH AND PLASTER
- CERAMIC TILE
- ICARPET
- TERRAZZO
- STUCCO
- ACOUSTICAL CEILING TILE
- GLASS OR MIRROR

FF&E TAG REFERENCE:

XX-AC-XXX	AREA LOCATOR - ACCESSORIES - ITEM NUMBER
XX-AR-XXX	AREA LOCATOR - ARTWORK - ITEM NUMBER
XX-CG-XXX	AREA LOCATOR - CASEGOODS - ITEM NUMBER
XX-CP-XXX	AREA LOCATOR - CARPET - ITEM NUMBER
XX-DP-XXX	AREA LOCATOR - DRAPERY - ITEM NUMBER
XX-LT-XXX	AREA LOCATOR - LIGHTING - ITEM NUMBER
XX-MS-XXX	AREA LOCATOR - MISCELLANEOUS - ITEM NUMBER
XX-SU-XXX	AREA LOCATOR - SEATING UPHOLSTERED - ITEM NO
XX-WC-XXX	AREA LOCATOR - WALLCOVERING - ITEM NUMBER

POWER DATA SYMBOLS LEGEND

WALL FLOOR CEILING	DUPLEX RECEPTACLE INDICATES HEIGHT AFF TYP.
18" WALL FLOOR CEILING	QUAD RECEPTACLE INDICATES HEIGHT AFF, TYP.
GFI	GFI DUPLEX
18" WALL FLOOR	TELEPHONE JACK INDICATES HEIGHT AFF, TYP.
18" WALL FLOOR	DATA JACK INDICATES HEIGHT AFF, TYP.
18" WALL FLOOR	DATA/PHONE COMBO JACK INDICATES HEIGHT AFF, TYP.
WALL CEILING	SPEAKER
TV 18" AV	TV OR A/V JACK. INDICATES HEIGHT AFF, TYP.
W	FF&E (OFCI) WALL SCONCES
M	FF&E (OFCI) ELECTRIFIED MIRROR
JB JB JB WALL FLOOR CEILING	JUNCTION BOX
	RECESSED DUPLEX OUTLET INDICATES HEIGHT AFF, TYP.
SW	SWITCHABLE OUTLET INDICATES HEIGHT AFF, TYP.
	SWITCH
T	THERMOSTAT

FIRE PROTECTION

F F WALL CEILING	FIRE ALARM BELL/STROBE
S S WALL CEILING	SMOKE DETECTOR
WALL CEILING	SPRINKLERS
PS	PULL STATION
	FEC - RECESSED FEC - SEMI-RECESSED
WALL CEILING	EXIT SIGNS

GRAPHICS LEGEND: DEMO & CONSTRUCTION

- EXISTING PARTITION TO REMAIN
- NEW DRYWALL (GWB) PARTITION
- NEW CMU WALL PARTITION
- EXISTING WALLS, DOORS AND OTHER ITEMS TO BE DEMOLISHED
- EXISTING STRUCT. COL TO REMAIN
- AREA NOT IN SCOPE

SYMBOLS LEGEND

K1 / SUITE	ROOM NAME / UNIT TYPE
100	ROOM NUMBER
1	WALL TYPE
1	DOOR TAG
PT-1	FINISH TAG
10-AC-100	FURNITURE / FIXTURE TAG
1A / A4.1	DETAIL / ENLARGED PLAN NUMBER SHEET NUMBER
1A / A4.2	SECTION NUMBER SHEET NUMBER
X / X	SHEET NUMBER INTERIOR ELEVATION NUMBER
6A / A-3.4	SHEET NUMBER INTERIOR ELEVATION NUMBER

LIGHTING AND RCP LEGEND

- DECORATIVE CEILING MOUNTED FIXTURE
- RECESSED DOWN LIGHT
- SURFACE MOUNT DOWN LIGHT FIXTURE
- RECESSED DIRECTIONAL LIGHT FIXTURE
- WALL MOUNTED SCONCE LIGHT FIXTURE
- LINEAR LED STRIP LIGHT
- 24x24 RECESSED LIGHT FIXTURE
- CEILING MOUNTED FAN

EL CONQUISTADOR

STINGRAY RESTAURANT

1000 Avenida El Conquistador
Fajardo, 00738, Puerto Rico

State of Florida Architect of Record
Malcolm Berg, AIA
License No. AR94424

Seal

EoA

ARCHITECTURE | INTERIORS | BRANDING | MASTER PLANNING | LANDSCAPE
1929 PONCE DE LEON BLVD, CORAL GABLES, FL 33134 | 305.444.0999

©EoA, Inc. 2021

No.	Issue	Date

Drawn by	Reviewed by
EoA	EoA

GENERAL NOTES

ID-0.01

Project No. PROJECT INITIALS

PROGRESS SET

STINGRAY - 100% CD SET
ISSUE DATE: MM-DD-YYYY

SHEET INDEX

ISSUE DATES: 75% CD SET 3/11/2022

INTERIOR DESIGN

Sheet Number	Sheet Title	75% CD SET 3/11/2022
ID-0.00	COVER SHEET	●
ID-0.01	GENERAL NOTES	●
ID-002	INDEX SHEET	●
ID-003	GENERAL CONSTRUCTION NOTES	●
ID-004	FINISH NOTES	●
ID-1.01	DEMOLITION FLOOR PLAN	●
ID-1.10	CONSTRUCTION PLAN	●
ID-1.20	REFLECTED CEILING PLAN	●
ID-1.30	POWER LOCATION PLAN	●
ID-1.40	FURNITURE FLOOR PLAN	●
ID-1.50	FINISHED FLOOR PLAN	●
ID-3.01	INTERIOR ELEVATION	●
ID-3.02	INTERIOR ELEVATION	●
ID-3.03	INTERIOR ELEVATION	●
ID-4.01	BAR DETAILS	●
ID-4.02	BAR DETAILS	●
ID-4.03	TYPICAL DETAILS	●
ID-4.04	TYPICAL DETAILS	●
ID-4.05	CEILING DETAILS	●
ID-4.06	GENERAL OUTDOOR DETAILS	●
ID-4.07	EXTERIOR DETAILS	●
ID-5.00	FINISHED SCHEDULE	●

PLUMBING

Sheet Number	Sheet Title	
		●

ELECTRICAL

Sheet Number	Sheet Title	
		●

MECHANICAL

Sheet Number	Sheet Title	
		●

STINGRAY - 100% CD SET
ISSUE DATE: MM-DD-YYYY

SHEET INDEX

ISSUE DATES: 75% CD SET 3/11/2022

LIGHTING DESIGN

Sheet Number	Sheet Title	75% CD SET 3/11/2022
		●

FOOD SERVICE

Sheet Number	Sheet Title	
		●

GRAPHIC LEGEND:

- AREA NOT IN CONTRACT (N.I.C.)
- EXISTING STRUCT. COL TO REMAIN
- EXISTING PARTITION TO REMAIN
- EXISTING PARTITION TO BE DEMOLISHED
- NEW PARTITION – SEE WALL TYPES ON SHEET

SYMBOLS LEGEND

- ROOM NAME / 100 — ROOM NAME / ROOM NUMBER
- 1 — WALL TYPE
- 1 — KEY NOTE
- 1 — DOOR TAG NUMBER
- 10-AC-100 — FURNITURE/FIXTURE TAG
- ID– — FINISH TAG
- B.O. DW CLG / EL. + 2.0m — CEILING TAG
- 1 / ID– — DETAIL/ENLARGED PLAN NUMBER / SHEET NUMBER
- 1 / ID– — SECTION NUMBER / SHEET NUMBER
- 1A / 4D (A3.1) 12B / 3C — SHEET NUMBER / INTERIOR ELEVATION NUMBER
- XXXX — INTERIOR ELEVATION TAG
- UP — STAIR UP/DOWN ARROW
- CUT LINE

ISSUE KEY

DRAWING NAME	PREVIOUS ISSUE DATE	CURRENT ISSUE DATE	
FIRST FLOOR PLAN A		●	CURENTLY ISSUED
FIRST FLOOR PLAN B			NOT ISSUED
FIRST FLOOR PLAN C	○		PREVIOUSLY ISSUED
FIRST FLOOR PLAN D		☒	REMOVED

ISSUED DATES

REVISIONS NARRATIVE

REV. #	DATE	NARRATIVE
	3.11.2022	PROGRESS CD SET

PROGRESS SET

EL CONQUISTADOR
STINGRAY RESTAURANT
1000 Avenida El Conquistador
Fajardo, 00738, Puerto Rico

State of Florida Architect of Record
Malcolm Berg, AIA
License No. AR94424

Seal

EoA
ARCHITECTURE | INTERIORS | BRANDING | MASTER PLANNING | LANDSCAPE
1929 PONCE DE LEON BLVD. CORAL GABLES, FL 33134 | 305.444.0999

©EoA, Inc. 2021

No.	Issue	Date

Drawn by | Reviewed by

INDEX SHEET

ID-002

Project No.

GENERAL CONSTRUCTION NOTES:

1. THE DRAWINGS AND SPECIFICATION NOTES COMPLY, TO THE BEST OF OUR KNOWLEDGE, WITH THE APPLICABLE MINIMUM BUILDING CODES AND THE APPLICABLE FIRE SAFETY STANDARDS AS DETERMINED BY THE LOCAL AUTHORITY IN ACCORDANCE WITH FBC.110.8.4.4 SECTION AND CHAPTER 633, FLORIDA STATUES.

3. ALL WORK SHALL COMPLY WITH THE PROVISIONS OF THE 2017 FLORIDA BUILDING CODE AND ALL APPLICABLE ORDINANCES AND PROVISIONS.

4. ALL WORK SHALL COMPLY WITH THE PROVISIONS OF THE LOCAL BUILDING CODE AND ALL APPLICABLE ORDINANCES AND PROVISIONS

5. THE CONTRACTOR SHALL SUBMIT A COMPLETE CONSTRUCTION SCHEDULE TO THE OWNER, WHICH COORDINATES ALL WORK WITH SUPPLIERS, SUB-CONTRACTORS AND SPECIALTY CONTRACTORS WITH THE FINAL BID.

6. IN ORDER TO START CONSTRUCTION, THE CONTRACTOR SHALL PREVIOUSLY OBTAIN AND PAY FOR ALL REQUIRED CONSTRUCTION PERMITS AND FEES, PROVIDE A SIGN ON-SITE WITH CONSTRUCTION PERMIT NUMBER AND INFORMATION, PER OMPU & OGPE REQUIREMENTS. PRIOR TO THE COMMENCEMENT OF CONSTRUCTION THE GENERAL CONTRACTOR IS TO PROVIDE THE OWNER WITH A CONSTRUCTION SCHEDULE AND A COPY OF THE PERMIT.

7. BEFORE COMMENCING WORK, THE CONTRACTOR SHALL FILE ALL NECESSARY CERTIFICATES OF INSURANCE, WORKMEN'S COMPENSATION, WITH THE DEPARTMENT OF BUILDINGS, PAY ALL APPLICABLE FEES, AND PROVIDE ANY AND ALL BONDS REQUIRED BY ANY CITY AGENCY IN ORDER TO DO THE WORK HEREIN DESCRIBED. CONTRACTOR SHALL SECURE AND KEEP IN FORCE FOR THE DURATION ON THE PROJECT ALL REQUIRED PROPERTY AND LIABILITY INSURANCE COVERAGE

8. THE CONTRACTOR SHALL SECURE ALL CERTIFICATES OF INSPECTION AND OF OCCUPANCY THAT MAY BE REQUIRED BY AUTHORITIES HAVING JURISDICTION OVER THE WORK

9. EACH CONTRACTOR & SUBCONTRACTOR SHALL CARRY PUBLIC LIABILITY, PROPERTY DAMAGE AND WORKMAN'S COMPENSATION INSURANCE AND SHALL PROVIDE OWNER WITH A VALID CERTIFICATE.

10. ALL WORK SHALL BE DONE IN ACCORDANCE WITH THE RULES, REGULATIONS, AND PROCEDURES OF THE OWNER, THE BEST TRADE PRACTICES, AND GOVERNMENTAL AUTHORITIES HAVING JURISDICTION OVER THE WORK INCLUDING, BUT NOT LIMITED TO, "PROJECT LOCATION CITY/COUNTY" DEPARTMENT OF BUILDINGS, THE BOARD OF FIRE UNDERWRITERS, THE HIGHLAND PARK FIRE DEPARTMENT, AND OSHA.

11. THE ARCHITECT AND ENGINEER DO NOT HAVE CONTROL OR CHARGE OF, AND SHALL NOT BE HELD RESPONSIBLE FOR CONSTRUCTION MEANS, METHODS, TECHNIQUES, SEQUENCES, PROCEDURES, OR FOR SAFETY PRECAUTIONS AND PROGRAMS IN CONNECTION WITH THE WORK, FOR THE ACTS OR OMISSIONS OF THE CONTRACTOR, SUBCONTRACTOR OR ANY OTHER PERSONS PERFORMING WORK OR FAILURE OF ANY OF THEM TO CARRY OUT WORK IN ACCORDANCE WITH THE CONTRACT DOCUMENTS.

12. THE CONTRACTOR SHALL BE SOLELY RESPONSIBLE FOR CONSTRUCTION MEANS AND METHODS.

13. PLUMBING AND ELECTRICAL WORK SHALL BE PERFORMED BY PERSONS LICENSED IN THEIR TRADES, WHO SHALL ARRANGE FOR AND OBTAIN INSPECTIONS AND REQUIRED SIGN-OFFS.

14. THE CONTRACTOR SHALL PROVIDE ADEQUATE WEATHER PROTECTION FOR THE BUILDING AND ITS CONTENTS DURING THE COURSE OF WORK. ALL OPENINGS IN ANY WALL OR ROOF SHALL BE PROTECTED FROM ALL FORMS OF WEATHER OR WATER PENETRATION.

15. ALL CONTRACTORS SHALL PROTECT THE WORK OF OTHER TRADES. ANY & ALL CONFLICTS BETWEEN TRADES ARE TO BE COORDINATED BY THOSE TRADES AND NOTIFICATION OF SUCH CONFLICTS MADE TO THE ARCHITECT AND THE OWNER. ANY DAMAGED WORK SHALL BE REPLACED BY THE CONTRACTOR CAUSING SAID DAMAGE(S) AT HIS EXPENSE.

16. THE CONTRACTOR SHALL VERIFY ALL EXISTING CONDITIONS AND DIMENSIONS IN THE FIELD, WHETHER OR NOT SPECIFICALLY NOTED, AND SHALL REPORT ANY DISCREPANCIES BETWEEN DRAWINGS AND FIELD CONDITIONS TO THE ARCHITECT IN WRITING PRIOR TO STARTING WORK.

17. THE CONTRACTOR SHALL EXAMINE ALL AREAS IN WHICH WORK IS TO BE CONSTRUCTED AND SHALL REPORT ANY SUCH WORK WHICH IS NOT IN SUITABLE CONDITION TO RECEIVE WORK UNDER THIS CONTRACT. THE CONTRACTOR WILL BE HELD RESPONSIBLE FOR THE CONDITION OF THE FINISHED WORK AFTER THE WORK UNDER THIS CONTRACT IS STARTED.

18. THE CONTRACTOR SHALL VISIT THE JOB SITE AND SHALL VERIFY ARCHITECT'S DIMENSIONS AND DETAILS PRIOR TO INITIAL BID SUBMITTAL. CONTRACTOR SHALL NOTIFY ARCHITECT OF ANY ERRORS, OMISSIONS, DISCREPANCIES AND/OR CONFLICTS IN CONSTRUCTION DOCUMENTS, BEFORE BID SUBMITTAL, WHICH WOULD INTERFERE COMPLETION OF THIS WORK OR WHICH WOULD AFFECT THE BID PRICE. ALL DISCREPANCIES NOT BROUGHT TO THE ATTENTION OF THE ARCHITECT/OWNER PRIOR TO FINAL BID SUBMITTAL SHALL BE CORRECTED BY THE CONTRACTOR AT NO ADDITIONAL COST TO OWNER

19. DO NOT SCALE DRAWINGS. ALL PLAN DIMENSIONS TAKE PRECEDENCE OVER THE SCALING OF THE PLANS. THE DIMENSIONS ARE CALCULATED AND ANNOTATED BY COMPUTER AND ROUNDED TO THE NEAREST INCH. LOCATING PARTITIONS TO CENTERLINE OF MULLIONS (WHERE APPLICABLE) SHALL TAKE PRECEDENCE OVER GIVEN DIMENSIONS.

20. MINOR DETAILS NOT USUALLY SHOWN OR SPECIFIED, BUT NECESSARY FOR PROPER CONSTRUCTION OF ANY PART OF WORK, SHALL BE INCLUDED AS IF THEY WERE INDICATED IN THE DRAWINGS.

21. ALL WORK SHALL BE LIMITED TO THAT SHOWN ON THE PERMIT DOCUMENTS. NO ADDITIONAL WORK SHALL BE DONE WITHOUT PRIOR WRITTEN APPROVAL OF THE OWNER AND ARCHITECT. ANY ADDITIONAL WORK PERFORMED WITHOUT THIS CONSENT SHALL BE DONE AT THE CONTRACTOR'S SOLE EXPENSE. IN THE EVENT THAT CERTAIN FEATURES OF THE CONSTRUCTION ARE NOT FULLY SHOWN ON THE DRAWINGS, THEN THEIR CONSTRUCTION SHALL BE OF THE SAME CHARACTER AS FOR SIMILAR CONDITIONS THAT ARE SHOWN OR NOTED.

22. CONTRACT DRAWINGS ARE PARTLY DIAGRAMMATIC. THEY ARE INTENDED TO SHOW THE SCOPE OF THE WORK, GENERAL SIZE AND ARRANGEMENT OF EQUIPMENT AND THEIR APPROXIMATE LOCATIONS. SOME CONNECTIONS AND ACCESSORIES HAVE BEEN OMITTED FOR CLARITY. THIS DOES NOT RELIEVE THE CONTRACTOR FROM PROVIDING ALL CONNECTIONS AND ACCESSORIES NECESSARY TO MAKE THE WORK COMPLETE AND READY TO OPERATE AND ACCEPTABLE TO THE ARCHITECT.

23. ALL DRAWINGS AND SPECIFICATIONS REFER TO EACH OTHER AND MUST BE REVIEWED TOGETHER.

24. CONTRACTOR IS TO NOTIFY ARCHITECT IN WRITING OF ANY DISCREPANCIES OR CONFLICTS IN THE DRAWINGS OR SPECIFICATIONS, AND ARCHITECT IS TO MAKE THE FINAL DETERMINATION.

25. THE CONTRACTOR SHALL LAY OUT HIS OWN WORK AND SHALL PROVIDE ALL DIMENSIONS REQUIRED FOR OTHER TRADES (PLUMBING, ELECTRICAL, ETC.).

26. THE CONTRACTOR SHALL DO ALL CUTTING, FITTING, OR PATCHING OF WORK THAT MAY BE REQUIRED TO MAKE ALL WORK COME TOGETHER PROPERLY AND FIT TO RECEIVE, OR BE RECEIVED BY, WORK OF OTHER CONTRACTORS SHOWN UPON OR REASONABLY IMPLIED BY THE DRAWINGS AND NOTES.

27. DO NOT CUT AND PATCH STRUCTURAL ELEMENTS IN A MANNER THAT WOULD REDUCE THEIR LOAD-CARRYING CAPACITY OR LOAD-DEFLECTION RATIO.

28. NO STRUCTURAL MEMBER SHALL BE NOTCHED, CUT, ALTERED OR MOVED IN ANY WAY WITHOUT PREVIOUS WRITTEN AUTHORIZATION FROM ARCHITECT OR STRUCTURAL ENGINEER. THERE SHALL BE NO PENETRATIONS IN PRE-STRESSED BEAMS OR JOISTS AND NO DRILLING OR SHOOTING HANGERS OR PINS IN PRE-STRESSED BEAMS OR PRE-CAST JOISTS.

29. OBTAIN APPROVAL FROM OWNER BEFORE CUTTING AND PATCHING THE FOLLOWING OPERATING BUILDING ELEMENTS OR SAFETY RELATED SYSTEMS: PRIMARY OPERATIONAL SYSTEMS AND EQUIPMENT, AIR OR SMOKE BARRIERS, FIRE PROTECTION SYSTEMS, CONTROL SYSTEMS, COMMUNICATION SYSTEMS, AND ELECTRICAL WIRING SYSTEMS.

30. THE GENERAL CONTRACTOR, SUB-CONTRACTORS AND ALL VENDORS ARE TO VERIFY ALL CLEARANCES (CORRIDORS, STAIRS, ELEVATORS, ETC.) REQUIRED FOR DELIVERIES, PASSAGE OF ALL JOB MATERIALS OR EQUIPMENT. THE OWNER'S PROJECT MANAGER SHALL BE INFORMED OF ANY POTENTIAL OR ACTUAL PROBLEMS WHICH, IN ANY WAY, MIGHT AFFECT WORK, SCHEDULING, ANY VENDORS, SUBCONTRACTORS, ETC. INCLUDING AFTER HOURS DELIVERIES IMPOSED BY LANDLORD.

31. GENERAL CONTRACTOR SHALL HAVE A SUPERVISOR / SUPERINTENDENT WHO IS AT THE JOB SITE AT ALL TIMES WHILE WORK IS BEING DONE AND A PROJECT MANAGER DEDICATED TO THE PROJECT FOR THE DURATION OF THE CONSTRUCTION PROCESS.

32. THE CONTRACTOR SHALL PROVIDE AT KICK OFF MEETING THE NAMES OF HIS PROJECT MANAGER, FIELD SUPERINTENDENT AND OTHER KEY FIELD PERSONNEL.

33. THE CONTRACTOR CANNOT REPLACE, EXCEPT FOR TERMINATION OF EMPLOYMENT OR RESIGNATION THE PROJECT MANAGER OR FIELD SUPERINTENDENT WITHOUT THE WRITTEN APPROVAL OF THE OWNER'S REPRESENTATIVE. THE CONTRACTOR MUST NOTIFY THE OWNER IN WRITING OF HIS INTENT TO REPLACE THE PROJECT MANAGER OR FIELD SUPERINTENDENT, AND PROVIDE REASONS FOR THIS CHANGE. THE OWNER RESERVES THE RIGHT TO DISAPPROVE OF THE PROPOSE REPLACEMENT.

34. THE (A.O.R.) RESERVES THE RIGHT TO HAVE THE GENERAL CONTRACTOR'S FIELD SUPERINTENDENT OR PROJECT MANAGER REMOVED FROM THE JOB IF SAID PERSON IS IN ANYWAY JEOPARDIZING THE PROJECT WITH APPROVAL OF THE OWNER.

35. IN THE CASE OF TERMINATION OF EMPLOYMENT OR RESIGNATION, THE CONTRACTOR MUST NOTIFY THE OWNER IN WRITING AS TO WHO THE REPLACEMENT WILL BE. THE OWNER RESERVES THE RIGHT TO DISAPPROVE THE PROPOSED REPLACEMENT.

36. THE CONTRACTOR MUST NOTIFY THE OWNER IN WRITING WHEN OTHER KEY PERSONNEL WILL BE REPLACED.

37. PROVIDE AND MAINTAIN AT A CONVENIENT LOCATION WITHIN THE JOB SITE, A COMPLETE SET OF THE SIGNED AND SEALED PERMIT DOCUMENTS INCLUDING ALL THE LATEST SHOP DRAWINGS, ADDENDUMS, REVISIONS AND SUPPLEMENT SHEETS FOR REFERENCE AND COORDINATION FOR CONSTRUCTION.

38. THE GENERAL CONTRACTOR WILL ENSURE PROPER SUPERVISION AND MAKE SURE CONSTRUCTION EQUIPMENT AND MATERIALS ARE STORED AND PLACED SO AS NOT TO ENDANGER THE PUBLIC, THE WORKERS OR ADJOINING PROPERTY FOR THE DURATION OF THE CONSTRUCTION PROJECT AND THAT EQUIPMENT AND MATERIALS ARE NOT STORED IN ELECTRICAL AND MECHANICAL ROOMS DURING CONSTRUCTION.

39. THE GENERAL CONTRACTOR WILL ENSURE ALL EXIT ACCESS AND EXITS ARE TO REMAIN CLEAR AND UNOBSTRUCTED DURING CONSTRUCTION. NO PORTION OF CORRIDORS CAN BE BLOCKED AT ANY TIME DURING CONSTRUCTION FOR MATERIALS STORAGE PURPOSES OR FOR ANY OTHER REASON. EXIT SIGN SHALL REMAIN VISIBLE IN CASE OF EMERGENCY.

40. ALL WORK IS TO CONFORM TO PERMIT DRAWINGS AND SPECIFICATIONS. ANY CONDITIONS IN THE FIELD AFFECTING THE DESIGN CONCEPT ARE TO BE BROUGHT TO THE ATTENTION OF THE ARCHITECT PRIOR TO BID SUBMITTAL.

41. CONTRACTOR SHALL SCHEDULE AND COORDINATE ALL WORK WITH SUPPLIERS, SUBCONTRACTORS AND SPECIALTY CONTRACTORS.

42. EXPEDITE THE PURCHASE OF "LONG LEAD" MANUFACTURED ITEMS TO ASSURE PROMPT DELIVERY AND INSTALLATION. THE CONTRACTOR SHALL PURCHASE, COORDINATE & INSTALL ALL APPLIANCES AND EQUIPMENT UNLESS SPECIFICALLY NOTED OTHERWISE ON THE PERMIT DRAWINGS. SPECIFICATIONS AND INSTALLATIONS METHODS PROVIDED BY MANUFACTURE SHALL BE STRICTLY FOLLOWED AND ARE HEREWITH MADE A PART OF THESE DOCUMENTS.

43. CONTRACTOR SHALL COORDINATE ALL OWNER FURNISHED AND INSTALLED ITEMS. VERIFY ITEMS PRIOR TO BID SUBMITTAL.

44. PROVIDE ALL NECESSARY ELECTRICAL OR MECHANICAL EQUIPMENT MAINTENANCE AND INSTRUCTION MANUALS TO THE OWNER FOR REVIEW.

45. CONTRACTOR AND SUB-CONTRACTORS SHALL BE RESPONSIBLE FOR ARRANGING HOISTING FACILITIES FOR HANDLING MATERIALS.

46. ALL BUILDING RESTROOMS ARE NOT TO BE USED BY CONSTRUCTION PERSONNEL. IT SHALL BE THE CONTRACTORS RESPONSIBILITY TO PROVIDE FOR SUCH SERVICES IN THE GENERAL CONDITIONS OF THEIR BID.

47. ALL WORKMAN WILL USE DESIGNATED ENTRANCE DOORS FOR ENTERING OR LEAVING THE BUILDING. ALL MATERIALS AND/OR DELIVERIES SHALL BE THROUGH THESE ENTRANCES. SPECIAL PERMISSION, BY THE OWNER, SHALL BE REQUIRED TO USE ANY OTHER ENTRANCES.

48. ALL WOOD IN CONTACT W/ MASONRY OR CONCRETE SHALL BE PRESSURE TREATED.

49. ALL SPECIFIED MATERIALS SHALL BE NEW OF QUALITY SPECIFIED AND DELIVERED IN AMPLE QUANTITY TO THE JOB SITE TO PREVENT DELAY OF WORK.

50. PATCH & REPAIR ALL WALLS & COLUMN WHERE DEMOLITION HAS DAMAGED SAME.

51. GYPSUM WALLBOARD (GWB) JOINTS SHALL BE TAPED/SPACKLED LEVEL AND PROPERLY PREPARED TO RECEIVE SPECIFIED FINISH MATERIALS. EXTERIOR CORNERS SHALL RECEIVE METAL CORNER REINFORCING BEADS AND BE SPACKLED IN CONVENTIONAL METHOD. NO HORIZONTAL GWB JOINTS SHALL BE ACCEPTED UNLESS APPROVED BY THE LANDLORD\ OWNER. BUTTED, UNTAPERED GWB JOINTS OR BULGING AND UNEVEN FINISHED GWB WILL NOT BE ACCEPTED. FULL HEIGHT GWB SHEETS SHALL BE USED THROUGHOUT FOR FULL HEIGHT CONSTRUCTION.

52. WATERPROOF BOARD SHALL BE PROVIDED IN RESTROOM AREAS AND SINK AREAS. ALL EXISTING GWB SHALL BE CAREFULLY EXAMINED TO ASSURE THEIR INSTALLATION SATISFIES THE ABOVE REQUIREMENTS. REMEDIAL WORK, NECESSARY TO UPGRADE SAID SURFACES SHALL BE INCLUDED IN BID PRICE.

53. G.C TO PROVIDE AND PERFORM A FLOOD TEST ON THE WATERPROOF MEMBRANE PRIOR TO INSTALLATION OF TILE OR STONE FINISH MATERIAL ON TOP OF WATERPROOFING MEMBRANE. NOTIFICATION AND ATTENDANCE IS REQUIRED BUT NOT LIMITED TO GENERAL CONTRACTOR, ARCHITECT, WATERPROOFING CONTRACTOR, AND OWNER'S REPRESENTATIVE FOR REVIEW AND APPROVAL. IF TESTING FAILS AND REPAIRS ARE MADE TO WATERPROOFING SYSTEM, IT WILL BE NECESSARY TO CONDUCT ANOTHER FLOOD TEST TO ENSURE COMPLETE WATERPROOF INTEGRITY IS ACHIEVED PRIOR TO ANY FINISH MATERIAL INSTALLATION.

54. ALL CHANGE ORDERS SHALL BE IN WRITING AND SHALL BE SIGNED BY OWNER AND ARCHITECT.

55. NOISE SHALL BE KEPT TO A MINIMUM. ALL SHOOTING OF HILTE GUNS OR SIMILAR NOISE PRODUCING MACHINERY THAT MAY DISTURB GUESTS AND OR TENANTS SHALL BE DURING TIMES AS SPECIFIED BY THE OWNER

56. WHERE TWO METALS ARE AFFIXED TO EACH OTHER, THE GENERAL CONTRACTOR WILL PROVIDE THE NECESSARY INSULATION MATERIAL SO THAT NO VIBRATION OR NOISE IS TRANSMITTED BETWEEN THE METALS.

57. GC AND ALL SUB CONTRACTORS TO USE DIELECTRIC SEPARATOR ON ALL DISSIMILAR METALS.

58. THE CONTRACTOR SHALL AT ALL TIMES PROVIDE PROTECTION AGAINST THE WEATHER AS TO MAINTAIN THE WORK, MATERIALS, APPARATUS AND FIXTURES FREE FROM INJURY OR DAMAGE. ANY WORK DAMAGED BY FAILURE OF THE CONTRACTOR TO PROVIDE PROTECTION SHALL BE REMOVED AND REPLACED WITH NEW WORK AT CONTRACTORS EXPENSE.

59. THE CONTRACTOR SHALL PROVIDE SHOP DRAWINGS FOR ALL ELEMENTS WHICH HAVE NOT BEEN DESIGNED OR ENGINEERED IN THESE DRAWINGS.

60. CONTRACTOR SHALL, PRIOR TO SUBMITTING A SHOP DRAWING TO THE PROPERTY OR PROJECT OWNER, REVIEW EACH SUCH SUBMISSION FOR CONFORMANCE WITH THE MEANS, METHODS, TECHNIQUES, SEQUENCES, AND OPERATIONS OF CONSTRUCTION, AND SAFETY PRECAUTIONS AND PROGRAMS INCIDENTAL THERETO, ALL OF WHICH ARE THE SOLE RESPONSIBILITY OF THE CONTRACTOR; APPROVE EACH SUCH SUBMISSION BEFORE SUBMITTING IT; AND SO STAMP EACH SUCH SUBMISSION BEFORE SUBMITTING IT. DESIGN PROFESSIONAL SHALL ASSUME THAT NO SHOP DRAWING OR RELATED SUBMITTAL COMPRISES A VARIATION UNLESS CONTRACTOR ADVISES DESIGN PROFESSIONAL OTHERWISE VIA A WRITTEN INSTRUMENT WHICH IS ACKNOWLEDGED BY DESIGN PROFESSIONAL IN WRITING. THE SHOP DRAWINGS AND RELATED MATERIAL (IF ANY) CALLED FOR ARE INDICATED BELOW. IN THE EVENT THAT DESIGN PROFESSIONAL WILL REQUIRE MORE THAN TEN (10) WORKING DAYS TO PERFORM REVIEW, DESIGN PROFESSIONAL SHALL SO NOTIFY CONTRACTOR.

61. THE CONTRACTOR SHALL INCLUDE ALL TEMPORARY UTILITIES (IF APPLICABLE) INCLUDING ELECTRICITY, WATER AND TELEPHONE IN HIS BIDS AND PROVIDE ALL TEMPORARY UTILITIES, CLOSURES, SHORING AND PROTECTION REQUIRED FOR THE SAFE COMPLETION OF THE WORK.

62. THE GENERAL CONTRACTOR AND ANY INDEPENDENT SUBCONTRACTORS HIRED BY THEM SHALL EXERCISE DUE CARE AND SKILL IN PERFORMING ALL WORK WITH REGARDS TO THIS PROJECT.

63. ALL WORK SHALL BE DONE IN A NEAT AND WORKMANLIKE MANNER AND IN ACCORDANCE WITH ALL GOVERNING BODIES, RULES, AND REGULATIONS. REMOVE RUBBISH AND DEBRIS DAILY, LEAVE JOB CLEAN UPON COMPLETION OF WORK, INCLUDING CLEANING OF HARDWARE, FIXTURES, AND GLASS, AND REMOVING OF STAINS, DUST, DIRT, AND PAINT, AND POLISHING OF ALL FINISHED FLOORS AND CABINETRY.

64. ONCE THE SPACE IS COMPLETED AND ACCEPTED THE GENERAL CONTRACTOR SHALL SUBMIT AS-BUILT PLANS OF THE SPACE TO THE ARCHITECT WHICH INCLUDES THE ELECTRICAL CONTRACTOR'S AS-BUILT PLANS. A SET OF REPRODUCIBLE VELLUMS SHALL ALSO BE SUBMITTED AS MARKUPS WITH DIMENSIONS TO THE OWNER.

65. THE CONTRACTOR SHALL AND DOES HEREBY WARRANT AND/OR GUARANTY THAT ALL MOVEABLE OR ADJUSTABLE WORK SHALL REMAIN IN PERFECT WORKING ORDER, INCLUDING HARDWARE, WEATHERSTRIPPING, DOORS, WINDOWS, DRAWERS, APPARATUS, MACHINERY, ELECTRICAL EQUIPMENT, AND ALL OTHER EQUIPMENT TO WHICH THIS HEADING IS APPLICABLE, FOR A PERIOD OF ONE YEAR FROM DATE OF COMPLETION AS EVIDENCED BY THE DATE OF FINAL ACCEPTANCE OF THIS WORK.

66. THE GENERAL CONTRACTOR SHALL BE RESPONSIBLE FOR RE-DOING ANY WORK THAT FAILS TO CONFORM TO THE DRAWINGS AND DETAILS AS SHOWN IN THESE CONSTRUCTION DOCUMENTS, AND CORRECT ANY DEFECTS DUE TO FAULTY MATERIALS AND WORKMANSHIP WHICH APPEAR WITHIN ONE YEAR FROM DATE OF MOVE-IN. THESE PROVISIONS APPLY, ALSO, TO WORK DONE BY DIRECT EMPLOYEES OF THE CONTRACTOR, SUB-CONTRACTORS OR VENDERS. NOTHING IN THE ABOVE INTENDS OR IMPLIES THAT THIS GUARANTY SHALL APPLY TO WORK WHICH HAS BEEN ABUSED OR NEGLECTED BY THE OWNER OR HIS SUCCESSOR IN INTEREST.

67. ALL NEW DOOR OPENINGS TO BE 36" WIDE TYPICAL (OR LARGER) UNLESS OTHERWISE NOTED.

68. ALL REMAINING CONSTRUCTION SHALL BE PATCHED TO MATCH ADJACENT SURFACES AFTER DEMOLITION WHERE REQUIRED. THE GENERAL CONTRACTOR SHALL FLASH PATCH ALL CRACKS, HOLES, AND OTHER IMPERFECTIONS (PROJECTIONS SHALL BE REMOVED AND PATCHED) TO PROVIDE A CONTINUOUS SMOOTH SURFACE FOR THIS WORK.

69. WHERE FIRE PROTECTION OR SEPARATIONS ARE BEING REMOVED CONTRACTOR SHALL PROVIDE TEMPORARY RATED CONSTRUCTION TO MATCH EXISTING RATING IN ORDER THAT CURRENTLY OCCUPIED SPACES WILL NOT BE EXPOSED TO ANY INCREASED HAZARD OF FIRE OR SMOKE SPREAD.

70. THE CONTRACTOR SHALL AT ALL TIMES PROTECT THE PROPERTY OF THE BUILDING AND OWNER. THE CONTRACTOR SHALL PROTECT ALL EXISTING CONDITIONS TO REMAIN FROM DAMAGE AND SOILING DURING THE CONSTRUCTION PERIOD. ANY DAMAGED OR SOILED ITEMS SHALL BE RESTORED TO "LIKE NEW CONDITION" AT NO COST TO THE OWNER. IT IS THE INTENT OF THIS CONTRACT THAT THE ENTIRE AREA WITHIN THE CONTRACT LIMITS SHALL BE IN A "LIKE NEW CONDITION" AND THAT ANY DAMAGE TO OTHER AREAS CAUSED BY THIS CONSTRUCTION WORK SHALL BE REPAIRED AND RESTORED BEFORE ACCEPTANCE BY THE OWNER.

71. THE CONTRACTOR SHALL FURNISH A SYSTEM OF TEMPORARY LIGHTS THROUGHOUT THE SPACES UNDER CONSTRUCTION AS REQUIRED TO MAINTAIN MINIMUM SAFE LIGHTING LEVELS.

72. ALL HEIGHTS NOTED A.F.S. (ABOVE FINISHED SLAB) SHALL BE ABOVE A SINGULAR 0'-0" DATUM POINT AT THE HIGH POINT OF THE EXISTING CONCRETE FLOOR SLAB OR OTHER POINT DETERMINED BY THE ARCHITECT IN THE FIELD. THE GENERAL CONTRACTOR SHALL PROVIDE A TEMPORARY MEASURING LINE AT 5'-0" A.F.S.. THE ARCHITECT SHALL INSPECT THIS LINE PRIOR TO ITS USE IN ESTABLISHING HEIGHTS.

73. THE LAYOUT OF PARTITIONS AND OPENINGS SHALL BE VERIFIED BY THE ARCHITECT PRIOR TO SECURING FLOOR CHANNELS. ARCHITECTS VERIFICATION DOES NOT RELIEVE THE CONTRACTOR'S RESPONSIBILITY IN CONFORMING WITH THE CONTRACT DOCUMENTS.

74. GC TO PROVIDE LAYOUT OF WALLS, WITH SNAPPED LINES, FOR REVIEW AND APPROVAL BY ARCHITECT AND OWNER. GC TO CONFIRM LAYOUTS PROVIDE CODE REQUIRED CLEARANCES WHERE NECESSARY.

75. THE CONTRACTOR SHALL COORDINATE THE SETTING OF ALL NECESSARY BLOCKING AS INFERRED, OR CALLED FOR, ON DRAWINGS.

76. THE CONTRACTOR SHALL REPLACE ANY CONCRETE CURB AND SIDEWALK THAT S CRACKED, SETTLED, RAISED OR IN DISREPAIR.

77. THE CONTRACTOR SHALL MAKE ALL REQUIRED ARRANGEMENTS FOR DELIVERING OF EQUIPMENT AND/OR MATERIALS. IT SHALL BE THE RESPONSIBILITY OF THE CONTRACTOR TO CHECK AND COMPLY WITH THE RULES AND REGULATIONS GOVERNING THE WORK ON THE PREMISES. THE SCHEDULING AND TIME OF DELIVERY SHALL BE ESTABLISHED WITH THE PERSON HAVING JURISDICTION OVER THE PREMISES. OVERTIME CHARGES AND/OR ANY OTHER NECESSARY EXPENSES SHALL BE PAID BY THE CONTRACTOR REQUIRING THE SERVICE.

78. CONTRACTOR TO REQUEST SERVICE SHUT DOWNS AND FIRE PROTECTION DEVICE DISCONNECTS THREE (3) DAYS IN ADVANCE TO THE OWNER. CONTRACTOR MUST FILL OUT STANDARD REQUEST FORMS.

79. SUBSTITUTION: CONTRACTOR IS TO SUPPLY ALL EQUIPMENT AND MATERIALS AS DESCRIBED BY THE DRAWINGS. IF SUBSTITUTIONS ARE RECOMMENDED THEY MUST BE SUBMITTED FOR REVIEW BY THE ARCHITECT AND THE OWNER.

80. ALL WORK THAT IS EITHER IMPLIED OR REASONABLY INFERABLE FROM THE DRAWINGS AND SPECIFICATIONS SHALL BE THE RESPONSIBILITY OF THE CONTRACTOR. THE INCLUSION OF ANY WORK BY MENTION, NOTE, DETAIL, ITEMIZATION OR IMPLICATION, HOWEVER BRIEF, MEANS THAT THE CONTRACTOR SHALL FURNISH AND INSTALL SAME. ALL WORK PERFORMED SHALL INCLUDED ALL APPURTENANCES AND APPARATUS NORMALLY DEEMED TO BE A PART OF A COMPLETED PACKAGE WITHIN THE DEFINITIONS OF NORMAL INDUSTRY STANDARDS.

81. THE TERM N.I.C. IS INTENDED TO MEAN "NOT IN CONTRACT."

82. THE GENERAL CONTRACTOR SHALL COORDINATE THE WORK OF ALL OTHER CONTRACTS INCLUDING ELECTRICAL, COMMUNICATIONS, AND PLUMBING AND ANY ITEMS THAT ARE N.I.C.

83. NEW MATERIAL STUD PARTITIONS (STUDS TO BE 16" O.C. AND RUN THE UNDERSIDE OF FLOOR ABOVE) WITH 5/8" SHEET ROCK "FIRE CODE 60" BOTH SIDES, B.S. AND A. CAL. #171-52 SM.

84. REMOVE EXISTING PARTITIONS WHERE SHOWN ON PLANS, PATCH AND REPAIR FLOOR, WALLS, CEILINGS, ETC. AS REQUIRED TO MATCH ADJACENT SURFACES AND/OR AS DIRECTED ON PLANS.

85. CONTRACTOR TO DO ALL CUTTING, PATCHING, AND REPAIRING AS REQUIRED TO PERFORM ALL THE WORK INDICATED ON THE DRAWINGS AND ALL OTHER WORK AS MAY BE REQUIRED TO COMPLETE THE JOB.

86. PATCH AND REPAIR ALL EXISTING WORK, CEILINGS, MOLDINGS, WALLS, BASE, FLOORS, ELECTRICAL AND PLUMBING WHERE DAMAGED BY NEW WORK.

87. ALL DIMENSIONS ARE FINISH TO FINISH, WALLS AND PARTITIONS, UNLESS OTHERWISE NOTED.

DEMOLITION NOTES:

1. CONTRACTOR SHALL FURNISH ALL LABOR AND MATERIALS REQUIRED TO COMPLETE THE DEMOLITION, SELECTIVE REMOVAL AND SUBSEQUENT OFF-SITE DISPOSAL OF ALL ITEMS WITHIN THE PROJECT AREA.

2. SUBMIT SCHEDULE INDICATING PROPOSED SEQUENCE OF OPERATIONS FOR SELECTIVE DEMOLITION WORK TO OWNER'S REPRESENTATIVE FOR REVIEW PRIOR TO COMMENCEMENT OF WORK. INCLUDE COORDINATION FOR SHUT-OFF, CAPPING, AND CONTINUATION OF UTILITY SERVICES AS REQUIRED, TOGETHER WITH DETAILS FOR DUST AND NOISE CONTROL. PROPOSED SEQUENCE OF OPERATION SHALL ENSURE UNINTERRUPTED PROGRESS OF OWNER'S ON-SITE OPERATIONS.

3. OWNER MAY BE CONTINUOUSLY OCCUPYING AREAS OF THE BUILDING IMMEDIATELY ADJACENT TO AREAS OF SELECTIVE DEMOLITION. PROVIDE MINIMUM OF 72 HOURS ADVANCE NOTICE TO OWNER OF DEMOLITION ACTIVITIES WHICH WILL IMPACT OWNER'S NORMAL OPERATIONS.

4. CONTRACTOR SHALL PROTECT AT ALL TIMES THE PROPERTY OF THE OWNER EXTENDING 5'-0" BEYOND NEW DEMISING PARTITIONS, AS A PART OF THE CONSTRUCTION CONTRACT. PROVIDE TEMPORARY BARRICADES AND OTHER FORMS OF PROTECTION AS REQUIRED TO PROTECT OWNER'S PERSONNEL AND GENERAL PUBLIC FROM INJURY. PROVIDE PROTECTIVE MEASURES AS REQUIRED TO PROVIDE FREE AND SAFE PASSAGE OF OWNER'S PERSONNEL AND GENERAL PUBLIC TO AND FROM OCCUPIED PORTIONS OF BUILDINGS.

5. ITEMS INDICATED OR NOTED AS EXISTING TO REMAIN THAT ARE REMOVED, DEMOLISHED OR DAMAGED, IN ORDER TO EXECUTE THE SCOPE OF WORK ILLUSTRATED IN THE CONTRACT DOCUMENT DRAWINGS HERE IN WILL BE REPAIRED AND OR REPLACED BY THE GENERAL CONTRACTOR AND OR SUB CONTRACTORS AT NO ADDITIONAL COST TO THE OWNER. T&E FOR ARCHITECT OR ENGINEERING DETAILS REQUIRED TO ASSIST IN GC REPAIR WORK WILL BE BILLED AT AN HOURLY RATE TO THE OWNER AND REIMBURSED BY THE G.C.

6. PRIOR TO COMMENCEMENT OF SELECTIVE DEMOLITION WORK, INSPECT AREAS IN WHICH WORK WILL BE PERFORMED. PHOTOGRAPH EXISTING CONDITIONS OF STRUCTURAL SURFACES, EQUIPMENT OR TO SURROUNDING PROPERTIES WHICH COULD BE MISCONSTRUED AS DAMAGE RESULTING FROM SELECTIVE DEMOLITION WORK; FILE WITH OWNER'S REPRESENTATIVE PRIOR TO STARTING WORK.

7. IF HAZARDOUS MATERIALS ARE ENCOUNTERED DURING DEMOLITION OPERATIONS, GC TO STOP WORK IN THAT AREA AND NOTIFY OWNER. COMPLY WITH APPLICABLE REGULATIONS, LAWS, AND ORDINANCES CONCERNING REMOVAL, HANDLING AND PROTECTION AGAINST EXPOSURE OR ENVIRONMENTAL POLLUTION.

8. ALL ITEMS INDICATED TO BE RELOCATED ARE TO BE CAREFULLY REMOVED, CLEANED, REPAIRED TO A LIKE-NEW CONDITION AND STORED IN A SECURE PLACE UNTIL REINSTALLED AS SHOWN ON CONSTRUCTION PLAN OR RCP.

9. REMOVE ALL PARTITIONS, WOOD AND GLASS WINDOWS, BASE AND JAMBS IN ACCORDANCE WITH PERMIT PLANS.

10. LOCATE, IDENTIFY, STUB-OFF AND DISCONNECT UTILITY SERVICES THAT ARE NOT INDICATED TO REMAIN. REMOVE ALL ELECTRICAL WIRE, J-BOXES, HOOKUPS, ETC... IN EXISTING PARTITIONS AND TIE OFF AT SOURCE. REMOVE AND PLUG ANY WATER LINES AT SOURCE.

11. CONTRACTOR MUST FOLLOW ALL PROPER AND LEGAL PROCEDURES REGARDING WASTE DIPOSAL, LIGHTING FIXTURES AND SWITCHES REMOVAL, EXISTING SPRINKLERS TO REMAIN & CEILING REMOVAL.

12. IF TERMITE DAMAGE OR DRYROT IS ENCOUNTERED DURING DEMOLITION OPERATIONS, GC TO STOP WORK IN THAT AREA AND NOTIFY OWNER. FOLLOWING REVIEW WITH OWNER, ARCHITECT AND STRUCTURAL ENGINEER, PREPARE REQUIRED BRACING AS NEEDED AND REMOVE DAMAGED WOOD. PROVIDE NEW FRAMING AS REQUIRED.

DOOR NOTES:

1. ALL DOORS TO BE PRE-FINISHED BEFORE ASSEMBLY OR SHOP PAINTED BEFORE INSTALLATION. SUBMIT SAMPLE OF FINISHES FOR REVIEW BY ARCHITECT AND INTERIOR DESIGNER.

2. DOOR STOPS, SILENCERS AND ALL NECESSARY HARDWARE TO BE INSTALLED FOR ALL DOORS

3. PROVIDE FLOOR SWEEPS TO INSURE MINIMUM SOUND TRANSMISSION

4. ALL INTERIOR GLASS DOORS TO HAVE HEAVY DUTY RIXSON TOP AND BOTTOM PATCH FITTINGS FOR PIVOT HINGES

5. ALL INTERIOR GLASS DOORS TO BE TEMPERED OR MADE OF SAFETY GLASS OR 1/2" LAMINATED TO INSURE SAFETY IF BROKEN.

6. ALL GLASS @ SHOWER DOORS TO BE TEMPERED OR SAFETY GLASS W/ ADEQUATE STRENGTH, DOORS TO SWING OUT IN EMERGENCY.

7. SUBMIT SHOP DWG W/ ALL HARDWARE FOR REVIEW BY (A.O.R.), ENGINEER & (I.D).

8. GC TO PROVIDE CONCEALED CLOSERS WHERE INDICATED

9. ALL DOOR HARDWARE TO BE HAFELE QUALITY OR EQUAL. TO BE APPROVED BY (A.O.R. AND I.D.).

10. SEE FINISH SCHEDULE, MATERIALS LIST BY INTERIOR DESIGNER AND ARCHITECTURAL SPECIFICATIONS FOR ALL FINISHES.

11. TRANSITION AT DOOR TO BE MINIMAL CHANGE IN ELEVATION FOR WHEELCHAIR ACCESS (MAX $\frac{1}{2}$")

ELECTRICAL NOTES:

1. REFER TO ELECTRICAL ENGINEER DRAWINGS FOR MORE INFORMATION AND COORDINATION OF TRADES.

2. PROVIDE ALL WORK IN ACCORDANCE WITH THE ICC ELECTRICAL CODE.

3. PROVIDE PLYWOOD BACK-UP @ ALL SCONCE AND PENDANT LOCATIONS.

4. CONTRACTOR SHALL PROVIDE PLYWOOD BACK-UP AT ALL DOUBLE WIRE SYSTEM AND CHANDELIER CONNECTIONS AND ALL OTHER WALL AND/OR CEILING LOCATIONS AS REQUIRED. BACKUP SHALL SUPPORT A MINIMUM OF 300 LBS. CONTRACTOR TO COORDINATE WITH FF&E DECORATIVE LIGHTING SPECIFICATIONS AND APPROVED SHOP DRAWINGS FOR WEIGHT OF CHANDELIERS IN ORDER TO PROVIDE ADEQUATE BLOCKING AND ATTACHMENT TO STRUCTURE.

5. ALL CONDUIT AND WIRING SHALL BE CONCEALED WITHIN WALLS, CEILINGS, AND FLOORS WHERE FEASIBLE. OPEN UP BUILDING ELEMENTS TO INSTALL NEW CONDUIT TO REPLACE EXISTING EXPOSED CONDUIT AND "WIRE-MOLD".

6. PROVIDE ALL NEW LIGHTING FIXTURES AND RECEPTACLES, WHERE SHOWN. INTEGRATE SWITCHING CIRCUITS WITH EXISTING WHERE SHOWN OR REQUIRED.

7. CONTRACTOR TO CHECK THE LOCATION, NUMBER AND SIZE OF PARTITIONS AND CHASES PROVIDED ON THE PLANS AND COORDINATE WITH ARCHITECT AND GENERAL CONTRACTOR FOR ANY ADDITIONAL CLEARANCES OR CHASES REQUIRED FOR CABINETS OR BOXES.

8. CONDUIT MAY BE RUN THROUGH FACTORY-PUNCHED HOLES IN STUDS OR 1" DIAMETER PUNCHED HOLES.

9. USE SHALLOW BOXES AND OFFSET BOX SO THEY ARE NOT BACK TO BACK IN PARTITIONS BETWEEN HABITABLE ROOMS.

10. USE SHALLOW BOXES AT FURRED EXTERIOR WALLS.

11. GENERAL CONTRACTOR COORDINATE WITH MECHANICAL, PLUMBING, ELECTRICAL AND STRUCTURAL TRADES FOR EXACT LOCATIONS OF MOTORS AND EQUIPMENT IN ORDER TO AVOID INTERFERENCE.

12. PULL AND JUNCTION BOXES SHALL BE FLUSH TYPE IN FINISHED AREAS, UNLESS OTHERWISE NOTED. LOCATE JUNCTION AND PULL BOXES APPROXIMATELY WHERE INDICATED ON THE PLAN TO SUIT CONDUIT ENTRANCE, BUT IN ALL CASES, LOCATE TO AVOID INTERFERENCE WITH EQUIPMENT FROM OTHER TRADES AND LOCATE SO THAT COVERS ARE READILY ACCESSIBLE.

13. UNLESS OTHERWISE NOTED ON THE FLOOR PLANS OR FLOOR PLAN NOTES, INSTALL DEVICES AT FOLLOWING HEIGHTS: SWITCHES & C.L. OF INTERCOM STATIONS AT 4'-0" A.F.F.; OUTLETS 15" A.F.F., AND 6" ABOVE COUNTER.

14. ALL OUTLETS AT BATHROOMS, KICTHEN AND OUT DOOR PATIO TO BE GROUND FAULT INTERRUPTED. WIRE CIRCUITING RUNS PASSING THROUGH GFI OUTLETS SUCH THAT TRIPPING OF THE GFI OUTLETS DOES NOT INTERFERE WITH POWER OF THE OTHER DEVICES DOWNSTREAM.

15. ALL AFFECTED ELECTRICAL COMPONENTS, WIRING, FIXTURES, ETC. WITHIN THE RESIDENCE MUST BE EXAMINED BY A LICENSED ELECTRICIAN PRIOR TO INSTALLATION OF FINISHED SURFACES. A WRITTEN STATEMENT MUST BE PROVIDED BY THE ELECTRICIAN THAT ALL COMPLY WITH APPLICABLE CODES AND STANDARDS.

16. A LETTER MUST BE PROVIDED BY A LICENSED ELECTRICIAN INDICATING WHETHER OR NOT THE PROPOSED RENOVATIONS WILL OVERLOAD EXISTING ELECTRICAL SERVICE TO THE BUILDING.

17. POWER AND ELECTRICAL REQUIREMENTS TO BE COORDINATED WITH ELECTRICAL ENGINEER.

18. CONTRACTOR TO REFER TO ENGINEER DRAWINGS FOR LOCATION INFORMATION AND COORDINATION WITH LOCATION AND REQUIREMENTS FOR LIGHTING FIXTURES, EQUIPMENT, ETC.

19. ALL NEW POWER, TELE/DATA DEVICES AND COVERS AND OUTLETS TO BE WHITE, UNLESS OTHERWISE NOTED.

20. ALL SWITCHES AND CONTROLS TO BE GANGED.

21. COORDINATE ALL POWER, SWITCHING, TELE/DATA, WITH ELECTRICAL DRAWINGS

22. COORDINATE NEW DECORATIVE FIXTURES (FF&E, OFCI) WITH OWNER SUPPLIED FIXTURES AND MANUFACTURES INSTALLATION INSTURCTIONS

23. COORDINATE MECHANICAL EQUIPMENT ELECTRICAL REQUIRMENTS WITH MEP DRAWINGS.

GENERAL PLUMBING NOTES:

1. REFER TO PLUMBING ENGINEER DRAWINGS FOR MORE INFORMATION AND COORDINATION OF TRADES.

2. ALL WORK SHALL BE IN ACCORDANCE WITH THE FLORIDA BUILDING CODE.

3. ALL WORK SHALL BE PERFORMED IN A FIRST CLASS MANNER BY MEN SKILLED IN THEIR CRAFT.

4. PROVIDE CLEANOUTS EVERY FIFTY FEET OF RUN OF UNDERGROUND SOIL, WASTE AND STORM WATER LINES AND AT THE BASE OF ALL STACKS AND STORM WATER LEADERS AND ALL OFFSETS 45 DEGREES OR MORE.

5. ALL PIPING SHALL BE RUN PARALLEL OR PERPENDICULAR TO THE WALLS AND PARTITIONS AND SHALL RISE PERPENDICULAR TO THE FLOORS.

6. ALL EXPOSED PLUMBING PIPING SHALL BE CHROME PLATED IN KITCHEN, DINING AND TOILETS. PROVIDE STAINLESS STEEL ESCUTCHEONS WHEN PIPES PENETRATE WALLS.

7. ALL HORIZONTAL RUNS OF PIPING SHALL BE PROPERLY SUPPORTED WITH ADJUSTABLE CLEVIS HANGERS SPACED SO THAT THERE IS NO SAGGING IN THE PIPING. ALL CHANGES IN SIZE OF PIPING SHALL BE MADE WITH REDUCING FITTINGS, DO NOT USE BUSHINGS.

8. ALL WATER SUPPLIES TO PLUMBING FIXTURES SHALL BE OVER THE RIM OR SHALL BE PROVIDED WITH APPROVED BACK FLOW PREVENTERS. FLUSH VALVES, HOSE BIBS, CAN WASHERS AND SERVICE SINKS SHALL BE PROVIDED WITH VACUUM BREAKERS.

9. HOT AND COLD WATER LINES SHALL BE TYPE L HARD DRAWN COPPER WITH WROUGHT COPPER FITTINGS. SOLDER USED SHALL BE LEAD FREE.

10. PROVIDE SHUT OFF VALVES IN ALL BRANCH WATER LINES AND BASE OF ALL RISERS. PROVIDE STOP VALVES AT ALL WATER CONNECTORS TO ALL KITCHEN AND PLUMBING FIXTURES. SHUT OFF VALVES SHALL BE BRONZE AND SHALL HAVE UNION BONNETS WITH RISING STEM AND SHALL BE OF DOMESTIC MANUFACTURE.

11. INSULATE ALL HOT WATER SUPPLY AND CIRCULATING LINES COLD AND FILTER WATER PIPING AND ANY HORIZONTAL RUNS OF STORM WATER (LEADER) PIPING WITH 1" THICK, 3 LB DENSITY FIBER GLASS INSULATION WITH FIRE RETARDANT VAPOR BARRIER JACKET. ALL JOINTS AND SEAMS SHALL BE SEALED VAPOR TIGHT. FITTINGS SHALL BE INSULATED WITH PERFORMED FIBER GLASS OF THE SAME THICKNESS AS THE PIPING AND COVERED WITH WHITE PVC PREFORMED JACKET. PROTECT INSULATION FROM CRUSHING AT EACH HANGER.

12. PROVIDE MECHANICAL TYPE SHOCK ABSORBERS OR 18 " LONG AIR CHAMBERS AT ALL HOT AND COLD WATER CONNECTERS TO PLUMBING FIXTURES. MECHANICAL TYPE SHOCK ABSORBERS REQUIRE ACCESS PANELS.

13. PROPER PROVISIONS SHALL BE MADE IN ALL PIPING RUNS FOR THERMAL EXPANSION OF PIPING AND BRACED FOR EARTHQUAKE RESISTANCE.

14. CONTRACTOR SHALL DO THEIR OWN CUTTING AND ROUGH PATCHING.

15. ALL CONNECTIONS TO DISSIMILAR METALS SHALL BE MADE WITH DIELECTRIC FITTINGS.

16. CONTRACTOR SHALL BE RESPONSIBLE FOR MEANS, METHODS, PROCEDURES, TECHNIQUES AND SEQUENCES OF CONSTRUCTION OF HIS WORK AND SHALL BE RESPONSIBLE FOR ALL NECESSARY AND REQUIRED SAFETY PRECAUTIONS.

17. CONTRACTOR SHALL VISIT THE SITE BEFORE BIDDING TO OBSERVE ALL CONDITIONS THAT MAY AFFECT HIS WORK. CONTRACTOR SHALL TAKE ALL MEASUREMENTS IN THE FIELD, DO NOT SCALE DRAWINGS. IT IS THE INTENT THAT THE CONTRACTOR IS TO PROVIDE A JOB COMPLETE IN ALL RESPECTS, PROVIDING ALL NECESSARY APPURTENANCES, VALVES, FITTINGS, ETC.

18. CONTRACTOR SHALL COORDINATE HIS WORK WIITH THE OTHER TRADES SO AS TO AVOID CONFLICTS BETWEEN TRADES AND SPEED THE PROGRESS OF THE JOB.

19. PLUMBING SYSTEM SHALL BE INSPECTED BY THE CITY AND CERTIFICATE OF APPROVAL OBTAINED.

POOLS, TUBS AND SHOWERS:

1. ALL WORK FOR POOLS, SPA POOLS AND/OR SOAKING TUBS & WATER FEATURES. SHALL BE DESIGNED & CONSTRUCTED IN STRICT ACCORDANCE WITH THE PLUMBING PROVISIONS OF FLORIDA BUILDING CODE AND THE FLORIDA STATE DEPARTMENT OF HEALTH CODE.

2. FOR POOL & WATER WALL INFORMATION, REFER TO POOL CONSULTANT'S DRAWINGS

3. PROVIDE CONTINUOUS WATER PROOFING MEMBRANE & CONTINUOUS WATERTIGHT PAN @ ALL SHOWERS & TUBS WITH 5 YEAR WARRANTEE AGAINST LEAKS. CONTINUE UP VERTICAL SURFACE 6" MIN.

4. G.C TO PROVIDE AND PERFORM A FLOOD TEST ON THE WATERPROOF MEMBRANE PRIOR TO INSTALLATION OF TILE OR STONE FINISH MATERIAL ON TOP OF WATERPROOFING MEMBRANE. NOTIFICATION AND ATTENDANCE IS REQUIRED BUT NOT LIMITED TO GENERAL CONTRACTOR, ARCHITECT, WATERPROOFING CONTRACTOR, AND OWNER'S REPRESENTATIVE FOR REVIEW AND APPROVAL. IF TESTING FAILS AND REPAIRS ARE MADE TO WATERPROOFING SYSTEM, IT WILL BE NECESSARY TO CONDUCT ANOTHER FLOOD TEST TO ENSURE COMPLETE WATERPROOF INTEGRITY IS ACHIEVED PRIOR TO ANY FINISH MATERIAL INSTALLATION

5. PROVIDE EMERGENCY SHUT-OFF PANEL FOR ALL SPA WATER FEATURES & TUBS FOR LIFE-SAFETY. LOCATION OF EMERGENCY SHUT-OFF TO BE CONFIRMED BY (A.O.R.), MEP AND POOL MANUFACTURER AS REQ.'D BY THE BUILDING AND HEALTH DEPARTMENTS.

6. ALL HANDRAILS TO BE SOLIDLY ANCHORED TO FLOOR W/ BLIND ANCHORS. LOCATIONS TO BE APPROVED BY POOL CONSULTANT AND MEET ALL STATE, LOCAL, & TOWNSHIP JURISDICTION. TO BE REVIEWED BY ENGINEER TO WITHSTAND 250 LBS APPLIED AT ANY POINT IN ANY DIRECTION.

7. TUBS & POOLS SHALL BE REVIEWED BY A LICENSED PROFESSIONAL ENGINEER REGISTERED IN THE STATE OF FLORIDA. ALL REQUIRED DOCUMENTS SHALL BE PROVIDED BY POOL SUBCONTRACTOR FOR PERMIT AND CONSTRUCTION INCLUDING (BUT NOT LIMITED TO): POOL SKIMMER, DRAINS, OVERFLOW, SUCTION PUMPS, CONTROLS, SHUT-OFFS, COLLECTOR TANKS, FILTERING, CHEMICAL FEEDERS, FLOW METERS, PRESSURE GAUGES, RECIRCULATION PUMPS, VACUUM BREAKERS, THERMOMETER AND ALL ASSOCIATED AND NECESSARY EQUIPMENT. SUBMIT SETS OF FULL SIZED DRAWINGS, SIGNED AND SEALED "DEPARTMENT OF HEALTH APPLICATION FOR APPROVAL OF SWIMMING POOL PLANS". SIGNED AND SEALED DOCUMENTS REFER TO SAME BY A PROFESSIONAL ENGINEER LICENSED IN THE STATE OF FLORIDA.

8. PROVIDE SHOP DRAWINGS FOR TUBS, POOLS, POOL STAIR HANDRAILS FOR (A.O.R.)'S REVIEW

9. PROVIDE ALL NECESSARY WARNING SIGNS; TEXT TO BE AS SPECIFIED BY THESTATE OF FLORIDA DEPARTMENT OF HEALTH BUILDING CODE. REVIEW W/ POOL CONSULTANT AND (A.O.R.), SUBMIT SHOP DRAWINGS FOR REVIEW.

10. PROVIDE A 5 YEAR GUARANTEE FOR ALL SPA POOL MOTORS, EQUIPMENT AND PARTS

11. ALL SIGNS REQUESTED FOR SAFETY FOR THE TUBS AND POOLS MUST BE POSTED. LOCATION TO BE REVIEWED W/ (A.O.R.), AND POOL CONSULTANT & DEPARTMENT OF HEALTH.

12. INSURE ACCESS TO POOLS RESTRICTED AND OWNER TO PROVIDE SUPERVISION AND SECURITY MEASURES TO INSURE LIFE SAFETY AS REQ.'D BY THESTATE OF FLORIDA DEPARTMENT OF HEALTH.

13. THE TUBS AND POOLS SHALL BE COMPLETE WITH ALL EQUIPMENT AND MATERIALS AS REQUIRED FOR A COMPLETE AND PROPERLY OPERATING SYSTEM, INCLUDING (BUT NOT LIMITED TO): PUMPS, FILTRATION SYSTEM, HEATING EQUIPMENT CHEMICAL TREATMENT SYSTEMS, PIPING ELECTRICAL POWER, JET CONNECTIONS AND CONTROLS.

14. POSITIONING OF ALL REQUIRED TUB AND POOL EQUIPMENT SHALL BE SUBMITTED TO (A.O.R.) FOR REVIEW AND APPROVAL WITHSTATE OF FLORIDA DEPARTMENT OF HEALTH.

15. PROVIDE ALL NECESSARY FLOOR DRAINS WITH SLOPE.

PROGRESS SET

EL CONQUISTADOR
STINGRAY RESTAURANT
1000 Avenida El Conquistador
Fajardo, 00738, Puerto Rico

State of Florida Architect of Record
Malcolm Berg, AIA
License No. AR94424

Seal

EoA
ARCHITECTURE | INTERIORS | BRANDING | MASTER PLANNING | LANDSCAPE
1929 PONCE DE LEON BLVD. CORAL GABLES, FL 33134 | 305.444.0990

©EoA, Inc. 2021

No.	Issue	Date
△		
△		
△		
△		
△		
△		
△		
△		

Drawn by	Reviewed by

GENERAL CONSTRUCTION NOTES

ID-003

Project No.

FINISH NOTES:

1. REFER TO FINISH SCHEDULE AND MATERIALS LIST FOR ADDITIONAL INFORMATION
2. ALL ITEMS SUPPLIED BY G.C., UNLESS NOTED OTHERWISE IN REMARKS ON FINISH SCHEDULE
3. PROVIDE SAMPLE FOR ARCHITECT'S AND INTERIOR DESIGNER APPROVAL PRIOR TO INSTALLATION
4. ALL INTERIOR FINISHES TO COMPLY WITH NFPA 101:10.2
5. ALL INTERIOR FINISHES TO COMPLY WITH FLORIDA FIRE PREVENTION "LATEST" EDITION CHAPTER 10.2 & CHAPTER 10.3
6. INTERIOR FINISHES MUST COMPLY WITH F.B.C.B. SECTION 801 AND INTERIOR FINISH REQUIREMENTS BASED ON OCCUPANCY GROUP.
   A) INTERIOR WALL AND CEILING FINISHES: SHALL HAVE A FLAME SPREAD INDEX OF "CLASS B" PER TABLE 803.9 OF THE F.B.C.B. FOR CORRIDORS AND ENCLOSED SPACES AND ROOMS.
   B) FLOOR FINISHES: CLASS II MATERIALS REQUIRED PER SECTION 804 AND 804.4.2. OF THE F.B.C.B.
   C) DECORATIVE MATERIALS AND TRIMS: SHALL COMPLY WITH SECTION 806 OF THE F.B.C.B.
7. FINISH WORK SHALL BE SMOOTH, FREE FROM ABRASION, TOOL MARKS. RAISED GRAIN, ETC. ON EXPOSED SURFACE.
8. ALL FASTENINGS AND ATTACHMENTS SHALL BE FULLY CONCEALED FROM VIEW.
9. USE MATERIALS THAT ARE IDENTICAL TO EXISTING MATERIALS. IF IDENTICAL MATERIALS ARE NOT AVAILABLE OR CANNOT BE USED WHERE EXPOSED SURFACES ARE INVOLVED, USE MATERIALS THAT MATCH EXISTING ADJACENT SURFACES TO THE FULLEST EXTENT POSSIBLE WITH REGARD TO VISUAL EFFECT. USE MATERIAL WHOSE INSTALLED PERFORMANCE WILL EQUAL OR SURPASS THAT OF EXISTING MATERIALS.
10. PRIOR TO ORDERING FINISH MATERIALS, CONTRACTOR SHALL SUBMIT CURRENT PRODUCTION 6" X 6" MINIMUM SAMPLE OF EACH FINISH MATERIAL, AND A SAMPLE FOR EACH COLOR OR FINISH, SPECIFIED, INCLUDING BUT NOT LIMITED TO PAINT (12" X 12"), WALL COVERING, CARPET, MARBLE, TILE, VCT, ETC., TO DESIGNER/ OWNER FOR APPROVAL.
11. ALL FABRICS SPECIFIED FOR WALL COVERINGS APPLICATION SHALL RECEIVE DOUBLE LAYER FACTORY APPLIED ACRYLIC BACKING.
12. GWB DESIGNATED TO RECEIVE WALL COVERINGS SHOULD BE PREPPED WITH ONE COAT OF ULTRA-HIDE PVA PRIMER SEALER, COLOR TO BLEND WALL COVERING COLOR.
13. PREPARE NEW AND EXISTING WALLS TO RECEIVE PAINT OR WALL COVERING INCLUDING AREAS BEHIND ELECTRICAL AND THERMOSTAT RECEPTACLE.
14. ALL SURFACES DESIGNATED TO BE PAINTED SHALL BE PERFECTLY DRY AND SMOOTH BEFORE APPLICATIONS OF COVERINGS. WALL MARKINGS MUST BE SUFFICIENTLY SEALED BEFORE APPLICATION OF FINISH MATERIAL SO AS TO PREVENT BLEED-THROUGH.
15. PAINTED SURFACES SHALL RECEIVE ONE PRIMER COAT, TINTED TO BE ONE SHADE OFF THE COLOR OF THE FINISH COAT, AND SUFFICIENT FINISH COATS TO PROPERLY COVER SURFACE. PRIME ALL SURFACES ACCORDING TO MANUFACTURER'S SPECIFICATIONS PRIOR TO APPLICATION OF PAINT. WHERE PATCHING OCCURS IN A SMOOTH PAINTED SURFACE, EXTEND FINAL PAINT COAT OVER ENTIRE UNBROKEN SURFACE CONTAINING THE PATCH, AFTER THE PATCHED AREA HAS RECEIVED PRIMER AND SECOND COAT.
16. WHERE REMOVAL OF WALLS OR PARTITIONS EXTENDS ONE FINISHED AREA INTO ANOTHER, PATCH AND REPAIR FLOOR AND WALL SURFACES IN THE NEW SPACE TO PROVIDE AN EVEN SURFACE OF UNIFORM COLOR AND APPEARANCE. REMOVE EXISTING FLOOR AND WALL COVERINGS AND REPLACE WITH NEW MATERIALS, IF NECESSARY TO ACHIEVE UNIFORM COLOR AND APPEARANCE.
17. PROPERLY PREPARE SURFACES ACCORDING TO MANUFACTURER'S RECOMMENDED APPLICATION OF SPECIFIED FINISHES AND IN ACCORDANCE WITH BEST TRADE PRACTICE.
18. FLOORS SHALL BE INSPECTED FOR DAMAGE, WARPAGE OR OTHER NOTICEABLE DEVIATIONS, PATCHED AND LEVELED. FLOORS SHALL BE SMOOTH AND CLEAN PRIOR TO INSTALLATION OF NEW FLOOR FINISHES.
19. IF IN GC SCOPE, ALL CONTIGUOUS CARPET, WALL COVERING AND FABRICS OF THE SAME SPECIFICATION MUST BE FROM ONE DYE LOT AND MUST MEET INDUSTRY STANDARD TOLERANCE FOR SIDE TO SIDE MATCH.
20. ALL HARDWARE SHALL BE OF THE SAME MANUFACTURER TO MAINTAIN CONTINUITY OF FINISH AND STYLE AND TO SIMPLIFY MAINTENANCE AND REPLACEMENT.
21. ALL NEW WALL COVERING, DRAPERIES & FINISHES TO BE CLASS A FLAME SPREAD RATING.
22. ALL NEW FLOOR FINISHES TO MEET 0.7 SLIP RESISTANCE COEFICENT.
23. UNLESS OTHERWSE NOTED, ALL OUTLETS AND ELECTRICAL DEVICES TO MATCH COLOR OF WALL.

GLASS:

1. GLASS MANUFACTURER SHALL PROVIDE SHOP DRAWINGS TO BE REVIEWED AND APPROVED BY (A.O.R.) PRIOR TO CONSTRUCTION. GLASS DIMENSIONS & STRENGTH TO BE VERIFIED BY GLASS MANUFACTURER, STRUCTURAL ENGINEER & GENERAL CONTRACTOR.
2. ALL SHOWER DOORS AND OTHER GLASS LESS THAN 24" A.F.F. TO BE TEMPERED (MIN.. 3/16" THICKNESS) OR SAFETY GLASS.
3. ALL GLASS @ SHOWERS TO BE TEMPERED OR SAFETY GLASS W/ ADEQUATE STRENGTH, DOORS TO SWING OUT IN EMERGENCY & RECEIVE 250 PSI IMPACT.
4. PROVIDE SHOP DRAWINGS OF ALL GLASS PARTITIONS, DOORS & WALLS. PROVIDE ALL HARDWARE FOR REVIEW W/ A.O.R.A AND ENGINEER. PROVIDE ALL DOOR STOPS & BUMPER GUARDS TO INSURE MIN.. GLASS BREAKAGE.
5. GLASS PARTITIONS TO PROVIDE MIN.. SEAMLESS ALIGNMENT AND CONTINUITY OF FINISH.
6. TEST 1/2" TEMPERED GLASS SHELF W/ EASED EDGES TO SUPPORT 100 LB PER LINEAR FT W/OUT SIGNIFICANT BOWING.
7. MIRRORS TO BE MITERED W/OUT SCRATCHES OR IMPERFECTIONS. POLISH EDGES WHERE EXPOSED.
8. GC TO PROVIDE CONCEALED CLOSERS @ GLASS DOORS
9. GC TO SUBMIT SHOP DWG W/ ALL HARDWARE FOR REVIEW BY (A.O.R.) & ENGINEER.
10. PROVIDE RUBBER PADS FOR GLASS SHELVES AT STEEL TO AVOID SCRATCHING
11. SUSPENDED GLASS CEILING PANEL SUPPORTS TO WITHSTAND 400LBS LOAD @ EACH CONNECTION. STRUCTURAL ENGINEER TO INSURE ADEQUATE NUMBER OF SUPPORTS TO STRUCTURE.
12. SEE FINISH SCHEDULE, MATERIALS LIST BY INTERIOR DESIGNER AND ARCHITECTURAL SPECIFICATIONS FOR ALL FINISHES.

MILLWORK NOTES:

1. MILLWORKER TO PROVIDE COORDINATED SHOP DRAWINGS WITH ALL EQUIPMENT FOR ALL MILLWORK ITEMS TO ARCHITECT AND INTERIOR DESIGNER FOR REVIEW AND APPROVAL, PRIOR TO FINAL PRODUCTION. GC TO PROVIDE COORDINATED SHOP DRAWINGS AS REQUIRED.
2. CONTRACTOR SHALL REFER TO AND COORDINATE ARCHITECTURAL, MEP AND STRUCTURAL DRAWINGS FOR ADDITIONAL INFORMATIONAL AS REQUIRED FOR FABRICATION OF MILLWORK.
3. ALL MEASUREMENTS TO BE VERIFIED IN FIELD BY GC OR SUBCONTRACTOR AND NOTIFY ARCHITECT AND INTERIOR DESIGNER OF ANY DISCREPANCIES AFFECTING DESIGN INTENT.
4. MILLWORKER TO PROVIDE FINISH SAMPLES OF ALL MATERIALS TO ARCHITECT AND INTERIOR DESIGNER FOR FINAL APPROVAL PRIOR TO PRODUCTION. PROVIDE FULL FINISHED MOCK UP OF ALL WOOD PANELING AS ILLUSTRATED IN DRAWINGS FOR REVIEW AND APPROVAL BY OWNER AND INTERIOR DESIGNER PRIOR TO FINAL PRODUCTION. REFER TO FINISH SCHEDULE AND MATERIALS LIST FOR ADDITIONAL INFORMATION.
5. MILLWORKER TO PROVIDE PROGRESS AND FINAL PRODUCTION PHOTOS TO INTERIOR DESIGNER FOR FINAL APPROVAL.
6. EQUIPMENT AND PLUMBING FIXTURES SHOWN FOR REFERENCE ONLY. GC AND MILLWORKER TO CONFIRM WITH PLUMBING FIXTURES AND EQUIPMENT CUT SHEETS IN ORDER TO COORDINATE FINAL OPENING SIZES WHERE APPLICABLE.
7. VERIFY EQUIPMENT DIMENSIONS & ELECTRICAL OUTLETS PER EQUIPMENT SPECIFICATIONS AND COORDINATE W/ A/V CONSULTANT. INCLUDE EQUIPMENT SIZES IN SHOP DRAWINGS.
8. PROVIDE SOLID BLOCKING AT TOP AND BOTTOM OF ALL MILLWORK AND CABINETRY INCLUDING ALL SHOWER SEATS, PILASTERS, GRAB BARS, ACCESSORIES & EQUIPMENT
9. ALL WOOD OR STONE EDGES TO BE EASED OFF BY 1/8" RADIUS.
10. ALL HARDWARE PENDING OWNER APPROVAL.
11. ALL WOOD TO BE KILN DRIED TO 5-9% MOISTURE CONTENT.
12. ALL PLYWOOD SUBSTRATES TO BE MARINE GRADE,
13. PROVIDE MARINE GRADE CONSTRUCTION FOR USE IN HIGH HUMIDITY LOCATION
14. ALL ITEMS TO BE SUITABLE FOR USE IN HIGH-HUMIDITY, OCEAN SIDE USE.
15. ALL EXPOSED WELDS TO BE GROUND SMOOTH. NO VISIBLE WELDS.
16. ALL STONE SURFACES TO HAVE MITERED CORNERS WITH EASED EDGES.
17. ALL EXPOSED SURFACES SHALL BE FREE FROM DENTS, TOOL MARKS, WARPING, BUCKLING AND OPEN JOINTS. SURFACES EXPOSED TO VIEW SHOULD NOT BE STAMPED ON, PRINTED ON, OR MARKED WITH IDENTIFICATION LABELS
18. ALL WOOD VENEER TO BE OF HIGHEST QUALITY & BOOK-MATCHED, PROVIDE SHOP DRAWINGS OF ALL WOOD VENEER PANELS.
19. HARDWOOD SHALL BE MARINE GRADE AND 1ST QUALITY.
20. ALL MATERIALS USED IN THE FINISHING OF FURNITURE SHALL BE OF THE HIGHEST QUALITY STANDARD. EACH STEP OF THE WORK SHALL BE THOROUGHLY SANDED, SMOOTHED AND CLEANED BEFORE ANY FINISH IS APPLIED. ALL EXPOSED MEMBERS WILL BE MADE TO CONFORM AS SPECIFIED IN COLOR AND FINISH.
21. FINISHES MUST BE CONSISTENT AND SMOOTH WITH NO ROUGH EDGES.
22. INTERIOR EXTERIOR SIDES, EDGES AND CAVITIES ARE TO BE FULLY FINISHED UNLESS SPECIFIED OTHERWISE.
23. FINISHING SHALL BE PERFORMED BASED ON THE AMERICAN WOODWORKING INSTITUTE'S (AWI) FINISH SYSTEM STANDARDS FOR A "PREMIUM GRADE" FINISH.
24. ALL WOOD FURNITURE SHOULD BE FINISHED WITH A MOISTURE PROOF FINISH TO WITHSTAND ALCOHOL AND FRUIT ACIDS WITH A COMMERCIAL GRADE POLYURETHANE OR PRE-CATALYZED LACQUER OR BETTER FINISH (MIN. THICKNESS 3.0 ML.)
25. MILLWORKER SHALL SUPPLY ALL INTERIOR AND DECORATIVE HARDWARE AND OTHER PARTS REQUIRED FOR PROPER AND SECURE INSTALLATION OF FURNITURE AND HARDWARE. DECORATIVE HARDWARE SHALL BE SUPPLIED AS SPECIFIED.JOINTS WILL BE MORTISE AND TENON, TONGUE AND GROOVED, SPLINED OR DOUBLE DOWELED.
26. ALL MILLWORK CABINETS TO USE CONCEALED HINGES, ST. STEEL HEAVY DUTY EUROPEAN SOFT CLOSE HINGES. SEPARATE SOFT CLOSE MECHANISM FROM HINGE WILL NOT BE ACCEPTED. HARDWARE TO BE WARRANTED FOR THREE YEARS OF USAGE.
27. ALL MILLWORK DRAWERS, UNLESS OTHWERWISE NOTED TO USE SIDE MOUNTED, HEAVY DUTY ST. STEEL SOFT CLOSE DRAWER GUIDES. HARDWARE TO BE WARRANTED FOR THREE YEARS OF USAGE.
28. JOINTS SHALL BE FULL LENGTH BLOCKED, GLUED, AND SCREWED IN TWO DIRECTIONS, FOLLOWING THE BEST PRACTICE OF CONSTRUCTION.
29. ALL PULLS MUST HAVE TWO SCREW-POINTS TO PREVENT "TURNING."
30. ALL EXPOSED METAL TO BE OF A GAUGE APPROPRIATE TO PIECE AND FOR HOSPITALITY USE, ALONG WITH NO VISIBLE WELDED JOINTS.
31. PROVIDE WOOD SLAT FINISH FOR DOORS INDICATED IN SCHEDULE. GC TO PROVIDE SPECIFIED HARDWARE ACCORDINGLY.
32. MILLWORKER TO PROVIDE HEAVY-DUTY, ADJUSTABLE NYLON CARPET GLIDES ON FEET OF MOVEABLE ITEMS AS REQUIRED.
33. STONE TOPS SHALL HAVE PLYWOOD SUB-TOP, PAINTED OR STAINED AS APPROPRIATE. TOP SHALL BE GLUED AND SCREWED TO BASE OF MILLWORK OR CASEGOOD.
34. MIRRORS TO BE MITERED W/OUT SCRATCHES OR IMPERFECTIONS.
35. DISPLAY MILLWORK TO SUPPORT GLASS SHELF W/ 100 LB OF PRODUCT PER LINEAR FT. PROVIDE SUPPORTS @ BOTH SIDES & REAR EDGE.
36. TEST 1/2" TEMPERED GLASS SHELF W/ GLASS SHELF W/ EASED EDGES TO SUPPORT 100 LB PER LINEAR FT W/OUT SIGNIFICANT BOWING.
37. METAL REVEALS AS INDICATED ON DRAWINGS SHALL BE FRY REGLET ALUMINUM MOLDING
38. SUBMIT SHOP DRAWING FOR ALL STONE TOPS WITH STONE FINISH @ ALL VISIBLE SIDES & EDGES, PROVIDE CRISP MITRED CORNERS W/ POLISHED EASED EDGES TO APPEAR MONOLITHIC, SUBMIT SAMPLE OF CORNER JT. FOR APPROVAL
39. PROVIDE GROMMET HOLES W/ GROMMETS. SHOW GROMMETS LOCATIONS ON SHOP DRAWINGS. ADDITIONAL GROMMETS MAY BE NEEDED AFTER INSTALLATION. COORDINATE LOCATION W/ OWNER OR OPERATIONS AFTER EQUIP'T HAS BEEN INSTALLED.
40. PROVIDE STRUCTURAL "L, T, U" CHANNELS TO BOTTOM OF ALL STONE TOPS TO PREVENT SAGGING OR CRACKING OF STONE TOP; TOP TO SUPPORT ADD'TN 250# OF WT. @ THE CENTERPOINT ADD MIN.. ST/ STL/ PIPE @ CENTER OF SPAN, IF REQ.'D.
41. ALL LOCKERS TO RECEIVE ROBE HOOK AND CAM LOCKS, W/ SEPARATE KEYS. ROBE HOOKS TO BE PROVIDED AT TOILETS AND SHOWERS. LOCKERS TO HAVE METAL PLATE W/ NUMBERS.
42. ALL RECEPTION DESKS AND RETAIL CABINET DOORS & DRAWERS TO HAVE CAM LOCK W/ KEYS W/. MILLWORKER TO COORDINATE W/ OWNER AND OPERATIONS. INCLUDE LOCATIONS IN SHOP DRAWING.
43. COLOR OF COVERPLATES AND OUTLETS TO MATCH COLOR OF CABINETRY.

STONE AND TILE:

1. A COMPANY SPECIALIZING IN THE DESIGN AND FABRICATION OF STONE APPROVED BY THE (A.O.R.) TO PROVIDE ALL FASTENING DEVICES, WIRE ANCHORS, SUPPORT ANGLES, RELIEVING ANGLES, ANCHORS, COPING ANCHORS, DOWELS, CRAMPS, BOLTS, NUTS, SHIMS, EXPANSION SHIELDS, FLASHING, ETC, NECESSARY TO PROPERLY SECURE STONE VERTICALLY & HORIZONTALLY TO THE STRUCTURE.
2. STONE SUPPORT SYSTEMS TO BE DESIGNED BY A PROFESSIONAL ENGINEER EXPERIENCED IN STONE CLADDING DESIGN. STRENGTH OF THE STONE MATERIAL, GRAVITY & LATERAL LOADS AS WELL AS STRUCTURAL AND THERMAL MOVEMENT MUST BE TAKEN INTO ACCOUNT.
3. PRE TILING MEETING: PRIOR TO COMMENCING THE WORK, GC TO SCHEDULE AND ATTEND A MEETING AT THE JOB SITE TO DISCUSS CONFORMANCE WITH REQUIREMENTS OF THE CONTRACT DOCUMENTS.
4. ALL TILE AND STONE TO HAVE SCOF (ASTM-C1028-07E1; WWW.ASTM.ORG) OF 0.6 WET OR BETTER OR DCOF (ASTM-A137.1) OF .42 OR BETTER
5. ALL TILE AND STONE TO HAVE BREAKING STRENGTH (ASTM-C648-04, 2009; WWW.ASTM.ORG) OF NOT LESS THAN 250 LBS OR ISO EQUIVALENT.
6. ALL TILE AND STONE MUST PASS ASTM C373 FOR WATER ABSORPTION, FROST AND CHEMICAL RESISTANT.
7. ALL TILE AND STONE MUST PASS ASTM CTI 81-70 FOR STAIN RESISTANCE. DURING INSTALL THE GROUT IS TO BE CLEANED WITH THE CORRECT PH CLEANER TO PREVENT THE POSSIBILITIES OF ANY GROUT HAZE.
8. INSTALL PROFLEX 90 SOUND ATTENUATION CRACK ISSOLATION UNDERLAYMENT AND OR EQUALL TO ALL FLOOR TILE OR STONE SURFACES
9. ALL STONE TO BE SEALED WITH APPROPRIATE SEALER RECOMMENDED BY STONE PROVIDER
10. ALL STONE ANCHORAGE SYSTEMS TO BE STAINLESS STEEL.
11. ALL CERAMIC OR STONE TILES SHOULD BE INSTALLED ON DUROCK.
12. GC TO SUBMIT ALL GROUT COLOR SAMPLES TO (A.O.R.) BEFORE INSTALLATION. GROUT TO MATCH STONE OR TILE AS CLOSE AS POSSIBLE.
13. ALL STONE TO BE SELECT GRADE.
14. SUBMIT SAMPLE OF ALL TILE LAYOUT & GROUT COLOR FOR APPROVAL BY (I.D) PRIOR TO INSTALLATION.
15. WATERPROOF MEMBRANE MUST BE APPLIED BETWEEN CONCRETE AND STONE TO PREVENT CONCRETE SALTS FROM STAINING THE STONEWORK.
16. ALLOW FOR TOLERANCES BY INCLUDING CORRECT SHIMMING & JOINT SPACING TO PREVENT INSTALLATION FITTING PROBLEMS OR PERFORMANCE FAILURE.
17. PROTECT STONE DURING TRANSIT, STORAGE, ERECTION & INSTALLATION.
18. CLEAN STONE PRIOR TO ACCEPTANCE & INSTALLATION.
19. PROTECT STONE DURING STORAGE AND CONSTRUCTION AGAINST MOISTURE, SOILING, STAINING, AND PHYSICAL DAMAGE. PROTECT ALL STONEWORK FROM OTHER MATERIALS THAT WILL CAUSE STAINING OR DEFACEMENT. STONE SUBJECT TO DAMAGE AFTER SETTING SHALL BE PROPERLY COVERED OR PROTECTED.
20. STONE SHALL BE UNDER GUARANTEE TO BE FREE FROM DEFECTS IN MATERIALS AND WORKMANSHIP FOR A PERIOD OF (5) YEARS FROM DATE OF ACCEPTANCE OF WORK BY THE OWNER OR FAILURE OF SYSTEM TO MEET PERFORMANCE REQUIREMENTS. CONTRACTOR SHALL AGREE TO REPAIR OR REPLACE DEFECTIVE MATERIALS AND WORKMANSHIP DURING THE GUARANTEE PERIOD AT NO ADDITIONAL COST TO THE OWNER.
21. ALL STONE SHALL BE OF SOUND STOCK & UNIFORM TEXTURE, AND SHALL BE FREE FROM HOLES, SEAMS, SHAKES, CLAY POCKETS, SPALLS, STAINS, STARTS, AND OTHER DEFECTS WHICH WOULD IMPAIR THE STRENGTH, DURABILITY, AND APPEARANCE OF THE WORK, AS DETERMINED BY THE (A.O.R.) AND (I.D.).
22. EXPOSED SURFACES AND EDGES OF STONE UNITS SHALL BE FREE FROM CRACKS, BROKEN CORNERS, CHIPPED ARISES, SCRATCHES OR OTHER DEFECTS AFFECTING APPEARANCE. PATCHING OR FILLING NOT PERMITTED. EDGES OF STONE PANELS ARE TO BE FINISHED.
23. ALL STONE SHALL BE "TOP SELECT GRADE" SELECTED FOR BACKGROUND COLOR, VEINING, MARKING, AND MATCHING, SHALL RUN IN EVEN SHADES AND SET ACCORDINGLY.
24. EACH & EVERY PIECE OF STONE SHALL BE SUBJECT TO THE (A.O.R.)'S APPROVAL, AND ANY PIECE OR PIECES WHICH MAY BE REJECTED AFTER HAVING BEEN SET SHALL BE CAREFULLY CUT OUT AND REPLACED WITH NEW SUITABLE STONE WITHOUT DELAY, AND WITHOUT COST TO THE OWNER. ANY PIECE OR PIECES DAMAGED IN THE REMOVAL AND RESETTING OF DEFECTIVE PIECES SHALL ALSO BE REMOVED, AND SUITABLE, APPROVED PIECES PROVIDED AND SET.
25. (A.O.R.)'S INSPECTION OF THE STONE DOES NOT RELIEVE THE CONTRACTOR FROM HIS RESPONSIBILITY TO PROVIDE ALL STONEWORK IN ACCORDANCE WITH THE APPROVED SAMPLES AND SHOP DRAWINGS.
26. REVIEW OF CALCULATIONS & SHOP DRAWINGS BY THE (A.O.R.) WILL NOT RELIEVE THE CONTRACTOR FROM ANY RESPONSIBILITIES FOR PROVIDING A SYSTEM WITHIN THE REQUIRED PERFORMANCE REQUIREMENTS. CALCULATIONS SHALL BE SIGNED AND SEALED BY THE CONTRACTOR'S ENGINEER.
27. MOCK-UPS: AT AN AREA ON THE SITE WHERE APPROVED BY THE (A.O.R.) PROVIDE A MOCK-UP TILE INSTALLATION OF APPROXIMATELY 4'-0" X 4'-0" IN DIMENSION.
28. SHOP DRAWINGS TO BE SUBMITTED PRIOR TO MOCK-UP. SUBMIT SHOP DRAWINGS FOR THE FABRICATION & INSTALLATION OF ALL WORK AND ASSOCIATED COMPONENTS. INCLUDE WALL ELEVATIONS @ 1/4" SCALE, TYPICAL UNIT ELEVATION @ 1" SCALE. SHOW DETAILS FOR ALL CONDITIONS FOR EVERY MEMBER, JOINT, ANCHORAGE AND PROVISION FOR EXPANSION & CONTRACTION & JOINT TREATMENT. INCLUDE COORDINATION DETAILS FOR RELATED & ADJOINING WORK, INSERT DRAWINGS & ERECTION DIAGRAMS. SHOW RELATIVE LAYOUT FOR ALL ADJACENT WALLS, BEAMS, COLUMNS, & SLABS, ALL CORRECTLY DIMENSIONED.
29. STONE: COMPLETE CUTTING & SETTING DRAWINGS TO (A.O.R.) FOR APPROVAL. SHOP SIZES, SHAPES, THICKNESSES, JOINTING, ANCHORING, CONNECTION W/ OTHER WORK, TYPICAL & SPECIAL ANCHORING DETAILS, SUPPORTS, DIMENSIONS, SETTING NUMBERS, AND COLOR RANGE FOR EACH PIECE OF STONE. CLEARLY INDICATE DIMENSIONS FOR LOCATING SLOTS IN STONE AND FOR LOCATING INSERTS TO BE BUILT INTO CONCRETE & MASONRY. DO NOT FABRICATE ANY STONE (EXCEPT FOR SAMPLES) UNTIL SHOP DRAWINGS HAVE BEEN APPROVED BY (A.O.R.). SHOP DRAWINGS SHALL BE BASED UPON ACTUAL FIELD DIMENSIONS.
30. DO NOT BEGIN GROUTING FLOOR TILES UNTIL THEY ARE FIRMLY SET AND, IN NO CASE, IN LESS THAN 48 HOURS AFTER THEY HAVE BEEN INSTALLED.
31. DAMP CURE ALL TILE INSTALLATIONS, INCLUDING PORTLAND CEMENT GROUTS, FOR 72 HOURS MINIMUM.
32. SEALER: AFTER CURING APPLY SEALER IN STRICT ACCORDANCE WITH THE MANUFACTURER'S RECOMMENDATIONS.
33. CLEANING: AFTER COMPLETION OF SETTING AND GROUTING, THOROUGHLY CLEAN AND POLISH THE TILE. DO NOT USE ACID OR ACID CLEANERS.
34. REPLACE CRACKED, CHIPPED, BROKEN, AND OTHERWISE DEFECTIVE TILES. REMOVE WORK NOT COMPLYING WITH THE REQUIREMENTS OF THE CONTRACT DOCUMENTS OR THE REFERENCED STANDARDS, AND PROMPTLY REPLACE WITH WORK WHICH DOES COMPLY.
35. CLEAVAGE MEMBRANE/ MOISTURE BARRIER: PROVIDE UNDER ALL MASTIC SET TILE AND ELSEWHERE AS REQUIRED FOR CLEAVAGE AND TO PREVENT PENETRATION OF SMALL AMOUNTS OF WATER, PROVIDE A SYSTEM USING A 0.004" THICK POLYETHYLENE SHEETING COMPLYING WITH ASTM D2103, OR 30 LBS ASPHALT-SATURATED FELT COMPLYING WITH ASTM D226, OR A SIMILAR SYSTEM APPROVED IN ADVANCE BY THE (A.O.R.)
36. WELDED WIRE FABRIC REINFORCEMENT: PROVIDE 2" X 2" MESH OF $\frac{19}{20}$ GAUGE WIRE, OR 13" X 3" MESH OF $\frac{13}{3}$ GAUGE WIRE, OR 1 $\frac{1}{2}$" X 2" MESH OF $\frac{19}{15}$ GAUGE WIRE, COMPLYING WITH ASTM A185
37. METAL LATH: PROVIDE FLAT EXPANDED TYPE, WEIGHING NOT LESS THAN 2.5 LBS PER SQ. YD. FOR INTERIORS, COMPLY WITH ANSI A42.4, EXCEPT STEEL NEED NOT BE COPPER BEARING AND MAY BE PAINTED.
38. EXPANSION/CONTROL JOINT BACKING MATERIAL: PROVIDE CLOSED CELL POLYETHYLENE FOAM WEIGHING NOT LESS THAN 2.7 LBS PER CU. FT., AND IN DIMENSION APPROX.. 20% THICKER THAN WIDTH OF THE EXPANSION JOINT IN WHICH USED.
39. EXPANSION/CONTROL JOINT SEALANT: PROVIDE IN COLORS SELECTED BY THE (A.OR.) AT JOINTS BETWEEN FLOORS AND WALLS, AND AT PERIMETER OF METAL DOOR FRAMES, PROVIDE ONE-PART SILICONE MATERIAL. AT JOINTS IN TRAFFIC AREAS, AND AT PERIMETER JOINTS, PROVIDE TWO-PART POLYURETHANE MATERIAL WITH SHORE A HARDNESS OF 35
40. CONDITION SURFACES TO RECEIVE TILE: VERIFY THAT SURFACES TO RECEIVE MORTAR SETTING BED AND TIL ARE FIRM, DRY, CLEAN, AND FREE FROM OILY OR WAXY FILMS AND CURING COMPOUNDS. VERIFY THAT GROUNDS, ANCHORS, PLUGS, RECESS FRAMES, BUCKS, ELECTRICAL WORK, MECHANICAL WORK, AND SIMILAR ITEMS IN OR BEHIND THE FILE HAVE BEEN INSTALLED BEFORE PROCEEDING WITH INSTALLATION OF MORTAR BED OR TILE.
41. PROVIDE CLEAVAGE MEMBRANES, WATERPROOF MEMBRANES, AND SETTING BEDS AS CALLED FOR ON THE DRAWINGS OR SPECIFIED HEREIN. INSTALL MEMBRANES IN STRICT ACCORDANCE W/ THE MANUFACTURERS RECOMMENDATIONS. WHERE SUCH ITEMS ARE NOT SPECIFICALLY CALLED FOR IN THE DRAWINGS, BUT ARE REQUIRED FOR A COMPLETE AND PROPER INSTALLATION, NOTIFY THE (A.O.R.) AND PROVIDE AS DIRECTED.
42. INSTALL BY PRESSING AND BEATING TILE INTO PLACE TO OBTAIN 100% COVERAGE BY MORTAR ON THE BACK OF EACH TILE. BACK-BUTTER THE TILE IF NECESSARY TO ACHIEVE 100% COVERAGE.
43. ALLOWABLE VARIATIONS IN FINISHED WORK: DO NOT EXCEED THE FOLLOWING DEVIATIONS FROM LEVEL AND PLUMB, AND FROM ELEVATIONS, LOCATIONS, SLOPES, AND ALIGNMENTS SHOWN: HORIZONTAL SURFACES- 1/8" IN TEN FEET IN ALL DIRECTIONS. VERTICAL SURFACES- 1/8" IN EIGHT FEET IN ALL DIRECTIONS.
44. EXPANSION/CONTROL JOINTS: PROVIDE EXPANSION/CONTROL JOINTS WHERE INDICATED ON THE DRAWINGS, AND: INTERIOR: 24'-0" TO 36'-0" IN EACH DIRECTION. EXTERIOR: 12'-0" TO 16'-0" IN EACH DIRECTION; INTERIOR TILE WORK EXPOSED TO DIRECT SUNLIGHT & MOISTURE: 12'-0" TO 16'-0" IN EACH DIRECTION; WHERE TILE ABUTS RESTRAINING SURFACES SUCH AS PERIMETER WALLS, DISSIMILAR FLOORS, CURBS, COLUMNS, PIPES, CEILINGS; AND WHERE CHANGES OCCUR IN BACKING MATERIALS; AT PERIMETER WALLS IN ROOMS AND SPACES LARGER THAN 12 FT ON ONE SIDE; AT CONTINUATION OF EXPANSION JOINTS, CONTROL JOINTS, AND COLD JOINTS IN THE BUILDING STRUCTURE WHICH OCCUR IN TILED AREAS, MAKING SUCH JOINTS IN THE TILE WORK NOT LESS IN WIDTH THAN THE JOINT WHICH IS BEING CONTINUED. VERIFY EXACT LOCATIONS OF JOINTS WITH THE (A.O.R.) & (I.D.) AT THE PRE-TILING MEETING DESCRIBED ABOVE.
45. SUBMIT SHOP DRAWING FOR ALL STONE TOPS WITH STONE FINISH @ ALL VISIBLE SIDES & EDGES, PROVIDE CRISP MITRED CORNERS W/ POLISHED EASED EDGES TO APPEAR MONOLITHIC, SUBMIT SAMPLE OF CORNER JT. TO (A.O.R) AND (I.D) FOR APPROVAL.

STEEL AND METAL:

1. STRUCTURAL ENGINEER TO REVIEW & SPECIFY SIZE ALL STEEL INCLUDING BUT NOT LIMITED TO; STAIR, CANOPIES, STONE ANCHORS, WELDS, BOLTS, PLATES, PRIOR TO RELEASE OF FINAL CONSTRUCTION DRAWINGS. STRUCTURAL ENGINEER TO INSURE STEEL COMPLIES WITH REQUIRED LOADS. SEE STRUCTURAL & ARCHITECTURAL DRAWINGS FOR MORE INFORMATION
2. DESIGN OF STAIR RAILING, HANDRAILS, AND GUARDRAILS IN ACCORDANCE WITH ASTM E 985.
3. ALL HANDRAILS TO BE SOLIDLY ANCHORED TO FLOOR W/ BLIND ANCHORS. TO WITHSTAND 250LBS APPLIED AT ANY POINT IN ANY DIRECTION.
4. STEEL SUBCONTRACTOR TO PROVIDE SHOP DRAWINGS TO (A.O.R.) FOR APPROVAL PRIOR TO CONSTRUCTION
5. BRAIDED WIRE CABLE RAIL TO WITHSTAND MIN. 200LBS OF LATERAL FORCES
6. GRIND ALL WELDS @ EXPOSED ARCHITECTURAL STEEL, TYP.
7. SEE SPECIFICATIONS FOR FINISH OF ALL EXPOSED STEEL
8. SEE FINISH SCHEDULE, MATERIALS LIST BY INTERIOR DESIGNER AND ARCHITECTURAL SPECIFICATIONS FOR ALL FINISHES.
9. WHERE TWO METALS ARE AFFIXED TO EACH OTHER, THE GENERAL CONTRACTOR WILL PROVIDE THE NECESSARY INSULATION MATERIAL SO THAT NO VIBRATION OR NOISE IS TRANSMITTED BETWEEN THE METALS.
10. GC AND ALL SUB CONTRACTORS TO USE DIELECTRIC SEPARATOR ON ALL DISSIMILAR METALS.

PROGRESS SET

EL CONQUISTADOR
STINGRAY RESTAURANT
1000 Avenida El Conquistador
Fajardo, 00738, Puerto Rico

State of Florida Architect of Record
Malcolm Berg, AIA
License No. AR94424

Seal

EoA
ARCHITECTURE | INTERIORS | BRANDING | MASTER PLANNING | LANDSCAPE
1929 PONCE DE LEON BLVD. CORAL GABLES, FL 33134 | (305) 444.0999

©EoA, Inc. 2021

No.	Issue	Date

Drawn by	Reviewed by

FINISH NOTES

ID-004

Project No.

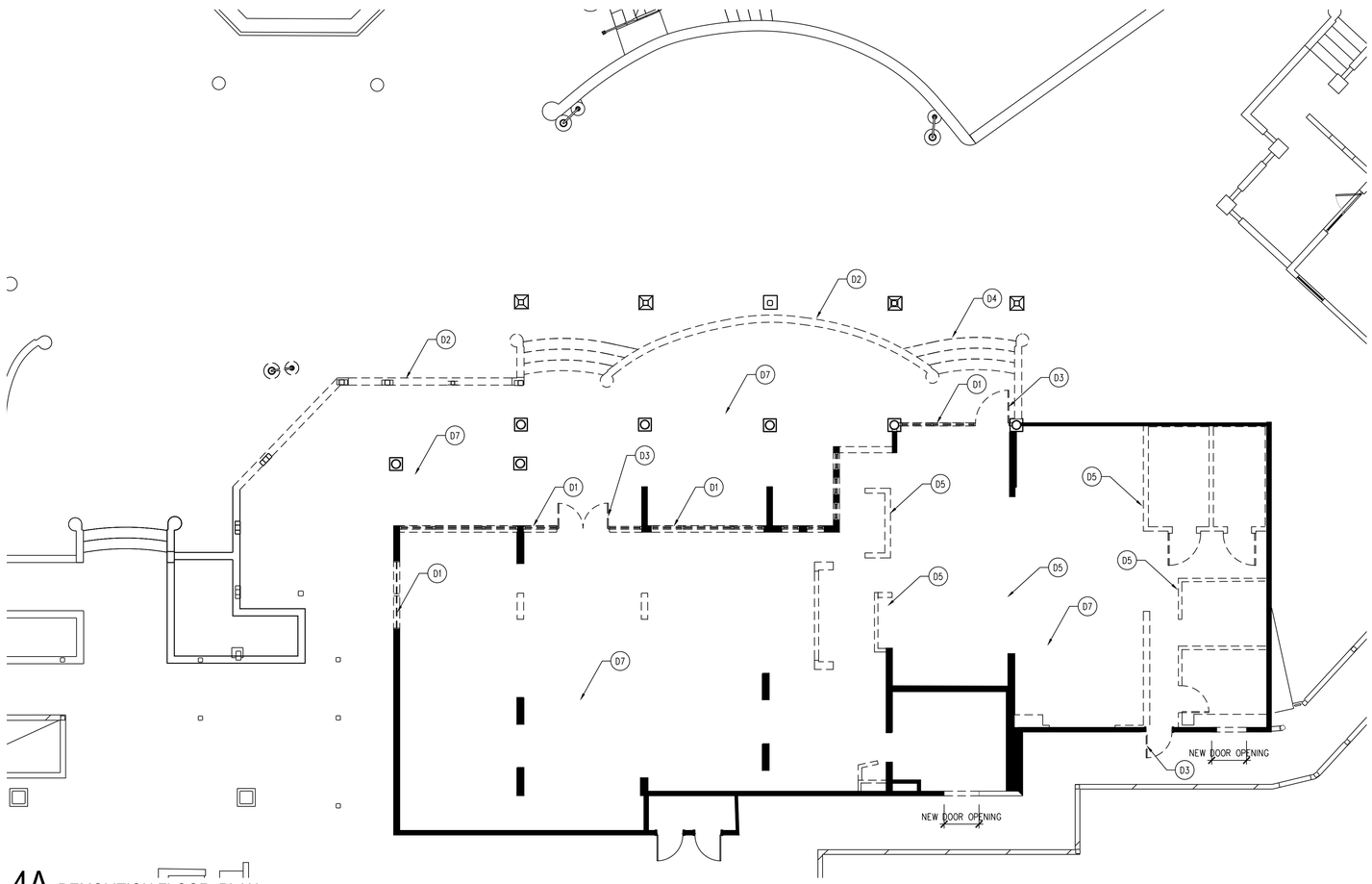

4A DEMOLITION FLOOR PLAN

SCALE: 1/8"=1'-0"

DEMOLITION KEYNOTES:

D1	DEMOLISHED ALL EXISTING WINDOWS
D2	DEMOLISH EXISTING LOW CONCRETE WALL SEE FLOOR PLAN FOR DEMOLITION EXTEND
D3	DEMOLISHED EXISTING DOOR
D4	DEMOLISHED CONCRETE STEPS
D5	REMOVED ALL KITCHEN EQUIPMENT AND RETURN TO OWNER
D6	REMOVED ALL CEILING LIGHTS AND ALL NOT USED CONDUITS, FIRE SAFETY DEVICES TO STAY ACTIVE DURING CONSTRUCTION
D7	REMOVED ALL FLOOR FINISHES AND BASE BOARDS

SYMBOLS LEGEND:

- SUITE / X02 — ROOM NAME / ROOM NUMBER
- 1 — WALL TYPE
- 2 / 2 — DOOR NUMBER / HARDWARE NUMBER
- PT-2 — FINISH TAG
- 10-AC-100 — FURNITURE/FIXTURE TAG
- 1A / A4.1 — DETAIL/ENLARGED PLAN NUMBER / SHEET NUMBER
- 1A / A4.1 — SECTION NUMBER / SHEET NUMBER
- 3 / A-3.4 — INTERIOR ELEVATION NUMBER / SHEET NUMBER
- D1 — DEMOLITION TAG ITEM TO BE DEMOLISHED
- C1 — CONSTRUCTION TAG ITEM TO BE CONSTRUCTED
- R — REFELECTED CEILING PLAN ITEMS TO BE CONSTRUCTED

GRAPHIC LEGEND:

- AREA NOT IN CONTRACT (N.I.C.)
- EXISTING STRUCT. COL TO REMAIN
- EXISTING PARTITION TO REMAIN
- EXISTING PARTITION TO BE DEMOLISHED
- NEW PARTITION – SEE TYPES FOR DETAILS

GENERAL NOTES:

1. G.C. TO VERIFY BUILDING CONDITIONS PRIOR TO PRECEDING WITH WORK AND IMMEDIATELY NOTIFY ARCHITECT OF ANY CONDITIONS CONTRARY TO THOSE SHOWN OR INFERRED ON THE DRAWINGS.
2. WORK TO BE PERFORMED IN ACCORDANCE WITH THE RULES AND REGULATIONS OF GOVERNMENTAL AGENCIES HAVING JURISDICTIONAND SHALL CONFORM TO ALL CITY, COUNTY, STATE AND FEDERAL CONSTRUCTION, SAFETY AND SANITARY LAWS, CODES, STATUTES AND ORDINANCES.
3. THE GENERAL CONTRACTOR IS RESPONSIBLE FOR ALL FEES, PERMITS, APPLICATIONS, FILINGS AND REQUIRED INSPECTIONS WITH STATE AND GOVERNMENTAL AGENCIES.
4. ALL LUMBER, WOOD GROUNDS, NAILERS AND BLOCKING CONCEALED IN WALLS OR LOCATED IN CEILING PLENUMS SHALL BE FIRE-RETARDANT TREATED.
5. PROVIDE IN-WALL FIRE RETARDANT BLOCKING AT ALL WALL HUNG MILLWORK, WALL MOUNTED FURNISHINGS, WALL MOUNTED SHELVING, WALL MOUNTED LIGHT FIXTURES, AND MARKER BOARDS AS REQUIRED FOR RIGID SUPPORT.
6. G.C. TO REFER TO ALL ARCHITECTURAL AND MEP DRAWINGS, AS WELL AS, ELEVATIONS, DETAILS, ETC. DURING LAYOUT / CHALKING PHASE AND REPORT ANY AND ALL DISCREPANCIES IN SITE CONDITIONS TO ARCHITECT.
7. G.C. TO INSPECT CONCRETE SLAB FOR UNEVEN SURFACES. MINOR FLOATING / LEVELING EXPECTED. NOTIFY ARCHITECT OF MAJOR FILLING IF REQUIRED.
8. IF ACCESS DOORS ARE REQUIRED IN DRYWALL CEILING, USE GLASS REINFORCED GYPSUM ACCESS DOORS BY CHICAGO METALLIC, OR EQUAL. SEAMLESS FINISH AS POSSIBLE.

PROGRESS SET

EL CONQUISTADOR

STINGRAY RESTAURANT

1000 Avenida El Conquistador
Fajardo, 00738, Puerto Rico

State of Florida Architect of Record
Malcolm Berg, AIA
License No. AR94424

Seal

EoA
ARCHITECTURE | INTERIORS | BRANDING | MASTERPLANNING | LANDSCAPE
1629 PONCE DE LEON BLVD. CORAL GABLES, FL 33134 | 305.444.0999

©EoA, Inc. 2021

No.	Issue	Date

Drawn by	Reviewed by
EoA	EoA

DEMOLITION FLOOR PLAN

ID-1.01

Project No. EL CONQUISTADOR

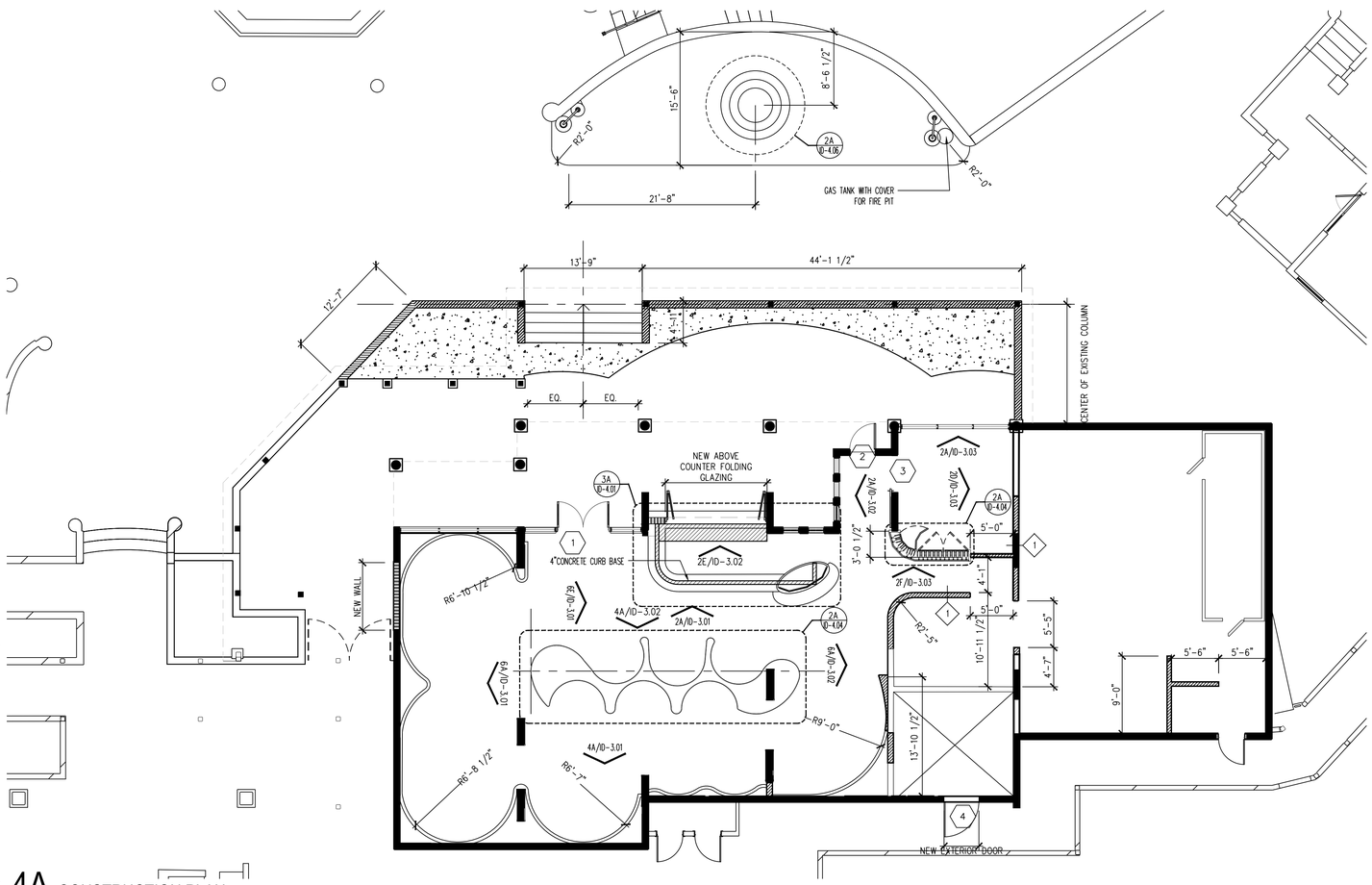

4A CONSTRUCTION PLAN

SCALE: 1/8"=1'-0"

SYMBOLS LEGEND:

- SUITE / X02 — ROOM NAME / ROOM NUMBER
- 1 — WALL TYPE
- 2 / 2 — DOOR NUMBER / HARDWARE NUMBER
- PT-2 — FINISH TAG
- 10-AC-100 — FURNITURE/FIXTURE TAG
- 1A / A4.1 — DETAIL/ENLARGED PLAN NUMBER / SHEET NUMBER
- 1A / A4.1 — SECTION NUMBER / SHEET NUMBER
- 6A/A-3.4 — INTERIOR ELEVATION NUMBER / SHEET NUMBER
- D1 — DEMOLITION TAG: ITEM TO BE DEMOLISHED
- C1 — CONSTRUCTION TAG: ITEM TO BE CONSTRUCTED
- R — REFELECTED CEILING PLAN ITEMS TO BE CONSTRUCTED

GRAPHIC LEGEND:

- AREA NOT IN CONTRACT (N.I.C.)
- EXISTING STRUCT. COL TO REMAIN
- EXISTING PARTITION TO REMAIN
- EXISTING PARTITION TO BE DEMOLISHED
- NEW PARTITION – SEE TYPES FOR DETAILS

GENERAL NOTES:

1. G.C. TO VERIFY BUILDING CONDITIONS PRIOR TO PRECEDING WITH WORK AND IMMEDIATELY NOTIFY ARCHITECT OF ANY CONDITIONS CONTRARY TO THOSE SHOWN OR INFERRED ON THE DRAWINGS.
2. WORK TO BE PERFORMED IN ACCORDANCE WITH THE RULES AND REGULATIONS OF GOVERNMENTAL AGENCIES HAVING JURISDICTIONAND SHALL CONFORM TO ALL CITY, COUNTY, STATE AND FEDERAL CONSTRUCTION, SAFETY AND SANITARY LAWS, CODES, STATUTES AND ORDINANCES.
3. THE GENERAL CONTRACTOR IS RESPONSIBLE FOR ALL FEES, PERMITS, APPLICATIONS, FILINGS AND REQUIRED INSPECTIONS WITH STATE AND GOVERNMENTAL AGENCIES.
4. ALL LUMBER, WOOD GROUNDS, NAILERS AND BLOCKING CONCEALED IN WALLS OR LOCATED IN CEILING PLENUMS SHALL BE FIRE-RETARDANT TREATED.
5. PROVIDE IN-WALL FIRE RETARDANT BLOCKING AT ALL WALL HUNG MILLWORK, WALL MOUNTED FURNISHINGS, WALL MOUNTED SHELVING, WALL MOUNTED LIGHT FIXTURES, AND MARKER BOARDS AS REQUIRED FOR RIGID SUPPORT.
6. G.C. TO REFER TO ALL ARCHITECTURAL AND MEP DRAWINGS, AS WELL AS, ELEVATIONS, DETAILS, ETC. DURING LAYOUT / CHALKING PHASE AND REPORT ANY AND ALL DISCREPANCIES IN SITE CONDITIONS TO ARCHITECT.
7. G.C. TO INSPECT CONCRETE SLAB FOR UNEVEN SURFACES. MINOR FLOATING / LEVELING EXPECTED. NOTIFY ARCHITECT OF MAJOR FILLING IF REQUIRED.
8. IF ACCESS DOORS ARE REQUIRED IN DRYWALL CEILING, USE GLASS REINFORCED GYPSUM ACCESS DOORS BY CHICAGO METALLIC, OR EQUAL. SEAMLESS FINISH AS POSSIBLE.

PROGRESS SET

EL CONQUISTADOR

STINGRAY RESTAURANT

1000 Avenida El Conquistador
Fajardo, 00738, Puerto Rico

State of Florida Architect of Record
Malcolm Berg, AIA
License No. AR94424

Seal

EoA
ARCHITECTURE | INTERIORS | BRANDING | MASTER PLANNING | LANDSCAPE
1929 PONCE DE LEON BLVD. CORAL GABLES, FL 33134 | 305.444.0999

©EoA, Inc. 2021

No.	Issue	Date

Drawn by	Reviewed by
EoA	EoA

CONSTRUCTION PLAN

ID-1.10

Project No. EL CONQUISTADOR

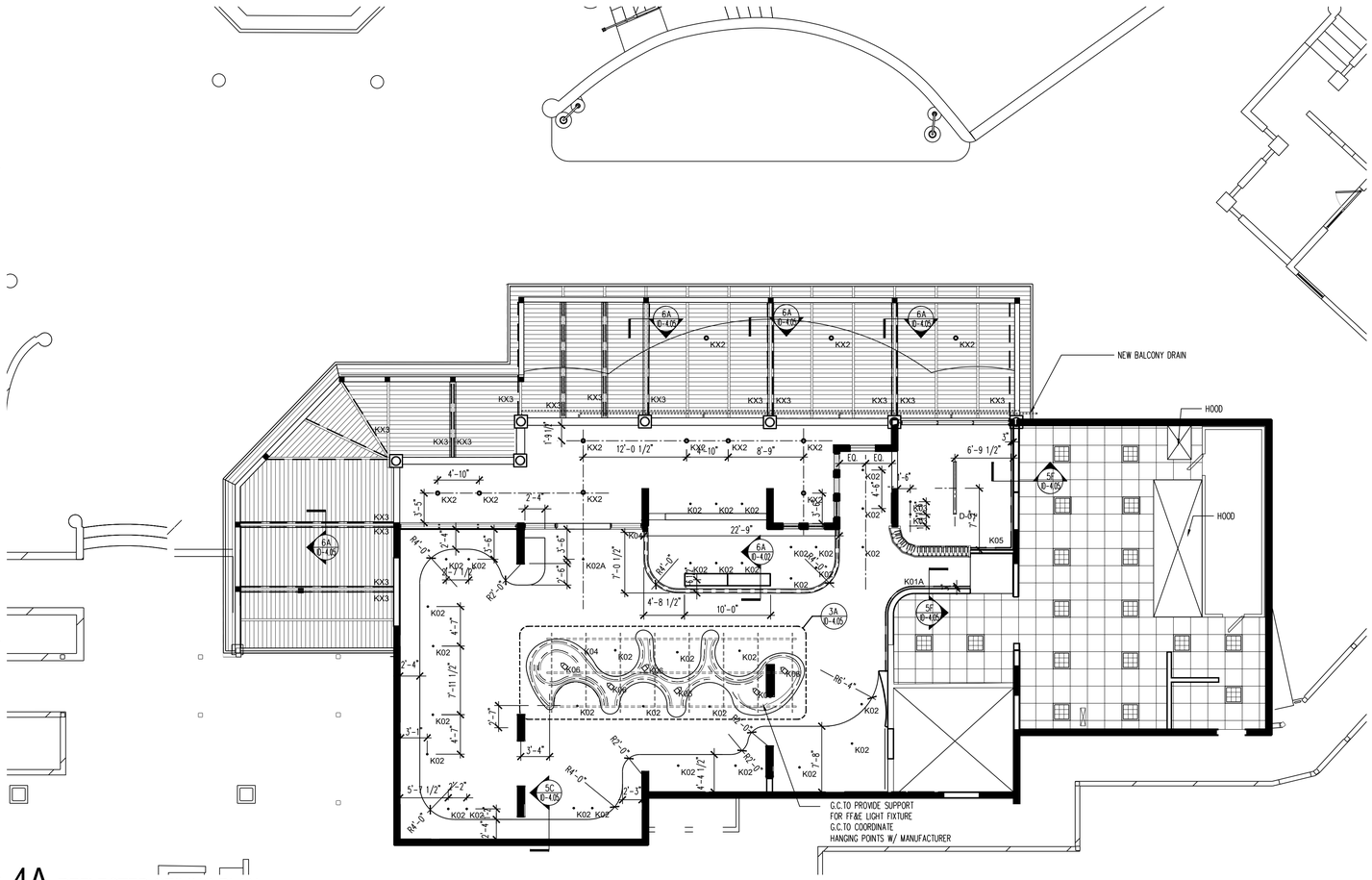

4A REFLECTED CEILING PLAN

SCALE: 1/8"=1'-0"

SYMBOLS LEGEND:

- SUITE / X02 — ROOM NAME / ROOM NUMBER
- 1 — WALL TYPE
- 2 / 2 — DOOR NUMBER / HARDWARE NUMBER
- PT-2 — FINISH TAG
- 10-AC-100 — FURNITURE/FIXTURE TAG
- 1A / A4.1 — DETAIL/ENLARGED PLAN NUMBER / SHEET NUMBER
- 1A / A4.1 — SECTION NUMBER / SHEET NUMBER
- 6A / A-3.4 — INTERIOR ELEVATION NUMBER / SHEET NUMBER
- D1 — DEMOLITION TAG ITEM TO BE DEMOLISHED
- C1 — CONSTRUCTION TAG ITEM TO BE CONSTRUCTED
- R — REFELECTED CEILING PLAN ITEMS TO BE CONSTRUCTED

GRAPHIC LEGEND:

- AREA NOT IN CONTRACT (N.I.C.)
- EXISTING STRUCT. COL TO REMAIN
- EXISTING PARTITION TO REMAIN
- EXISTING PARTITION TO BE DEMOLISHED
- NEW PARTITION – SEE TYPES FOR DETAILS

RCP LEGEND:

KITCHEN CEILING TILES
ARMSTRONG
CLEAN ROOM FL-SQUARE LAY-IN
24"X24"X3/4"
SUSPENSION SYSTEM
15/16" PRELUDE PLUS XL

24"x24" RECESSED LIGHT FIXTURE

1. G.C. TO COORDINATE LIGHT FIXTURE DEPTH AND PLACEMENT WITH ALL OTHER ABOVE CEILING WORK PRIOR TO ORDERING OF LIGHT FIXTURES AND HOUSINGS.

2. DIMENSIONS ARE FROM FINISHED FACE OF PARTITIONS. DIMENSIONS TO RECESSED LIGHT FIXTURES SHALL BE TO CENTER LINE OF FIXTURE.

3. VERIFY, PRIOR TO WORK, THAT ALL SPECIFIED ITEMS WILL BE AVAILABLE IN TIME FOR INSTALLATIONS FOR ORDERLY AND TIMELY PROGRESS OF THE PROJECT. IN THE EVENT THAT ITEMS ARE NOT AVAILABLE IN A TIMELY MANOR, NOTIFY THE ARCHITECT IMMEDIATELY AND PRIOR TO THE RECEIPT OF BIDS. COST OF DELAY DUE TO NON-AVAILABILITY OF SPECIFIED ITEMS, WHEN DELAYS COULD HAVE BEEN AVOIDED BY CONTRACTOR WILL BE BACK CHARGED AS NECESSARY AND SHALL NOT BE BORNE BY THE OWNER.

4. CEILING SUPPORT SYSTEMS ARE NOT DESIGNED OR INTENDED TO SUPPORT THE WEIGHT OF ADDITIONAL EQUIPMENT, CABLE, CONDUIT, MECHANICAL EQUIPMENT OR OTHER CONSTRUCTION. ALL SUCH ELEMENTS ARE TO BE INDEPENDENTLY SUPPORTED FROM THE BUILDING STRUCTURE BY AT LEAST (2) OPPOSITE CORNERS.

5. DO NOT SUBSTITUTE MATERIALS, EQUIPMENT, OR METHODS UNLESS SUCH SUBSTITUTIONS HAVE BEEN SPECIFICALLY APPROVED FOR THIS PROJECT BY THE ARCHITECT.

6. CEILING HEIGHTS NOTED ON DRAWING. ALL CEILING HEIGHTS ARE ABOVE FINISH FLOOR.

7. G.C. HAS SOLE RESPONSIBILITY TO COORDINATE MECHANICAL, ELECTRICAL, LIGHTING AND FIRE PROTECTION INSTALLATIONS. LIGHT FIXTURE PLACEMENT TAKES PRECEDENCE OVER OTHER TRADES. G.C. WILL ALSO BE REQUIRED TO PROPERLY SCHEDULE THE WORK OF ANY VENDORS FOR TELECOMMUNICATIONS, SECURITY AND AUDIO/ VISUAL WORK.

8. ALL CEILING MOUNTED LIGHTING AND DEVICES (EXIT SIGNS, SPRINKLERS, RECESSED LIGHTS) TO BE CENTERED IN TILE UNLESS OTHERWISE NOTED.

9. ALL CEILINGS TO BE FINISHED ID-PT-01 UNLESS OTHERWISE NOTED.

PROGRESS SET

EL CONQUISTADOR

STINGRAY RESTAURANT
1000 Avenida El Conquistador
Fajardo, 00738, Puerto Rico

State of Florida Architect of Record
Malcolm Berg, AIA
License No. AR94424

Seal

EoA
ARCHITECTURE | INTERIORS | BRANDING | MASTER PLANNING | LANDSCAPE
1929 PONCE DE LEON BLVD. CORAL GABLES, FL 33134 | 305.444.0999

©EoA, Inc. 2021

No.	Issue	Date

Drawn by	Reviewed by
EoA	EoA

REFLECTED CEILING PLAN

ID-1.20

Project No. EL CONQUISTADOR

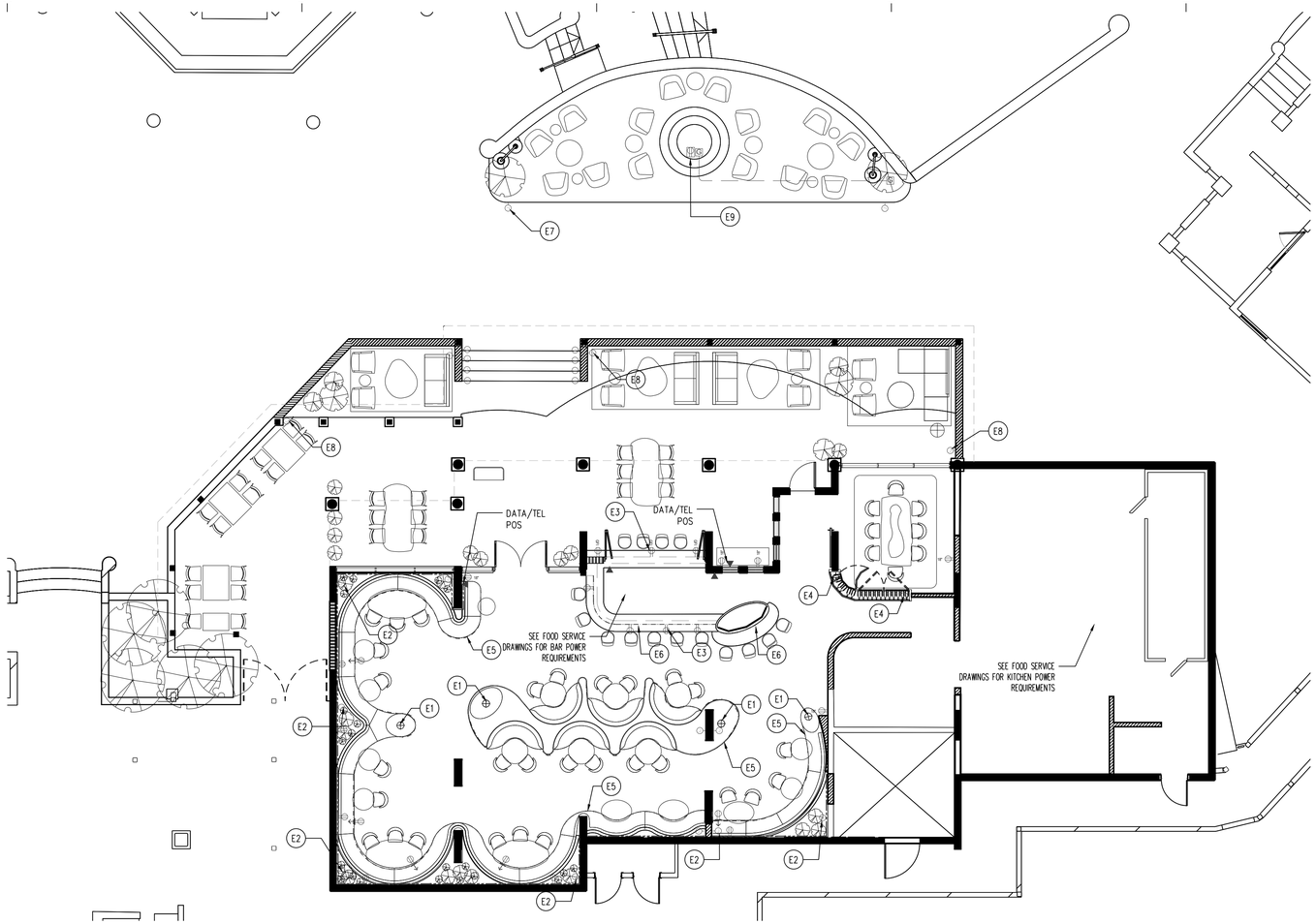

4A POWER DATA LOCATION PLAN

SCALE: 1/8"=1'-0"

POWER DATA SYMBOLS LEGEND

WALL FLOOR CEILING	DUPLEX RECEPTACLE INDICATES HEIGHT AFF, TYP.
18" WALL FLOOR CEILING	QUAD RECEPTACLE INDICATES HEIGHT AFF, TYP.
GFI	GFI DUPLEX
18" WALL FLOOR	TELEPHONE JACK INDICATES HEIGHT AFF, TYP.
18" WALL FLOOR	DATA JACK INDICATES HEIGHT AFF, TYP.
18" WALL FLOOR	DATA/PHONE COMBO JACK INDICATES HEIGHT AFF, TYP.
WALL CEILING	SPEAKER
TV 18" AV	TV OR A/V JACK. INDICATES HEIGHT AFF, TYP.
W	FF&E (OFCI) WALL SCONCES
M	FF&E (OFCI) ELECTRIFIED MIRROR
JB JB JB WALL FLOOR CEILING	JUNCTION BOX
	RECESSED DUPLEX OUTLET INDICATES HEIGHT AFF, TYP.
SW	SWITCHABLE OUTLET INDICATES HEIGHT AFF, TYP.
	SWITCH
T	THERMOSTAT
	OUTLET INSTALL IN MILLWORK OR FFE WIP TO WALL OUTLET – 6' CORD

KEYNOTES:

E1	ABOVE MILWORK LIGHT FIXTURE– PROVIDE J BOX FOR CONNECTION
E2	J-BOX FOR MILLWORK FIXTURE
E3	FRONT OF BAR OUTLET– SEE ELEVATION
E4	J-BOX FOR WINE DISPLAY
E5	LIGHT FIXTURE AT BANQUETTE TOE KICK
E6	LIGHT FIXTURE AT BAR TOE KICK AND UNDER COUNTER TOP
E7	JBOX FOR LIGHT AT STEPS
E8	JBOX FOR LIGHT AT EDGE OF WALL
E9	POWER FOR FIRE PIT – SEE FIRE PIT MANUFACTURER FOR REQUIREMENTS

SYMBOLS LEGEND:

SUITE X02	ROOM NAME ROOM NUMBER
1	WALL TYPE
2 / 2	DOOR NUMBER HARDWARE NUMBER
PT-2	FINISH TAG
10-AC-100	FURNITURE/FIXTURE TAG
1A / A4.1	DETAIL/ENLARGED PLAN NUMBER SHEET NUMBER
1A / A4.1	SECTION NUMBER SHEET NUMBER
1 / A-3.1	INTERIOR ELEVATION NUMBER SHEET NUMBER
D1	DEMOLITION TAG ITEM TO BE DEMOLISHED
C1	CONSTRUCTION TAG ITEM TO BE CONSTRUCTED
R	REFELECTED CEILING PLAN ITEMS TO BE CONSTRUCTED

GRAPHIC LEGEND:

	AREA NOT IN CONTRACT (N.I.C.)
	EXISTING STRUCT. COL TO REMAIN
	EXISTING PARTITION TO REMAIN
	EXISTING PARTITION TO BE DEMOLISHED
	NEW PARTITION – SEE TYPES FOR DETAILS

GENERAL NOTES:

1. G.C. TO VERIFY BUILDING CONDITIONS PRIOR TO PRECEDING WITH WORK AND IMMEDIATELY NOTIFY ARCHITECT OF ANY CONDITIONS CONTRARY TO THOSE SHOWN OR INFERRED ON THE DRAWINGS.
2. WORK TO BE PERFORMED IN ACCORDANCE WITH THE RULES AND REGULATIONS OF GOVERNMENTAL AGENCIES HAVING JURISDICTIONAND SHALL CONFORM TO ALL CITY, COUNTY, STATE AND FEDERAL CONSTRUCTION, SAFETY AND SANITARY LAWS, CODES, STATUTES AND ORDINANCES.
3. THE GENERAL CONTRACTOR IS RESPONSIBLE FOR ALL FEES, PERMITS, APPLICATIONS, FILINGS AND REQUIRED INSPECTIONS WITH STATE AND GOVERNMENTAL AGENCIES.
4. ALL LUMBER, WOOD GROUNDS, NAILERS AND BLOCKING CONCEALED IN WALLS OR LOCATED IN CEILING PLENUMS SHALL BE FIRE-RETARDANT TREATED.
5. PROVIDE IN-WALL FIRE RETARDANT BLOCKING AT ALL WALL HUNG MILLWORK, WALL MOUNTED FURNISHINGS, WALL MOUNTED SHELVING, WALL MOUNTED LIGHT FIXTURES, AND MARKER BOARDS AS REQUIRED FOR RIGID SUPPORT.
6. G.C. TO REFER TO ALL ARCHITECTURAL AND MEP DRAWINGS, AS WELL AS, ELEVATIONS, DETAILS, ETC. DURING LAYOUT / CHALKING PHASE AND REPORT ANY AND ALL DISCREPANCIES IN SITE CONDITIONS TO ARCHITECT.
7. G.C. TO INSPECT CONCRETE SLAB FOR UNEVEN SURFACES. MINOR FLOATING / LEVELING EXPECTED. NOTIFY ARCHITECT OF MAJOR FILLING IF REQUIRED.
8. IF ACCESS DOORS ARE REQUIRED IN DRYWALL CEILING, USE GLASS REINFORCED GYPSUM ACCESS DOORS BY CHICAGO METALLIC, OR EQUAL. SEAMLESS FINISH AS POSSIBLE.

PROGRESS SET

EL CONQUISTADOR

STINGRAY RESTAURANT

1000 Avenida El Conquistador
Fajardo, 00738, Puerto Rico

State of Florida Architect of Record
Malcolm Berg, AIA
License No. AR94424

Seal

EoA
ARCHITECTURE | INTERIORS | BRANDING | MASTERPLANNING | LANDSCAPE
1929 PONCE DE LEON BLVD. CORAL GABLES, FL 33134 | 305.444.0999

©EoA, Inc. 2021

No.	Issue	Date

Drawn by	Reviewed by
EoA	EoA

POWER LOCATION PLAN

ID-1.30

Project No. EL CONQUISTADOR

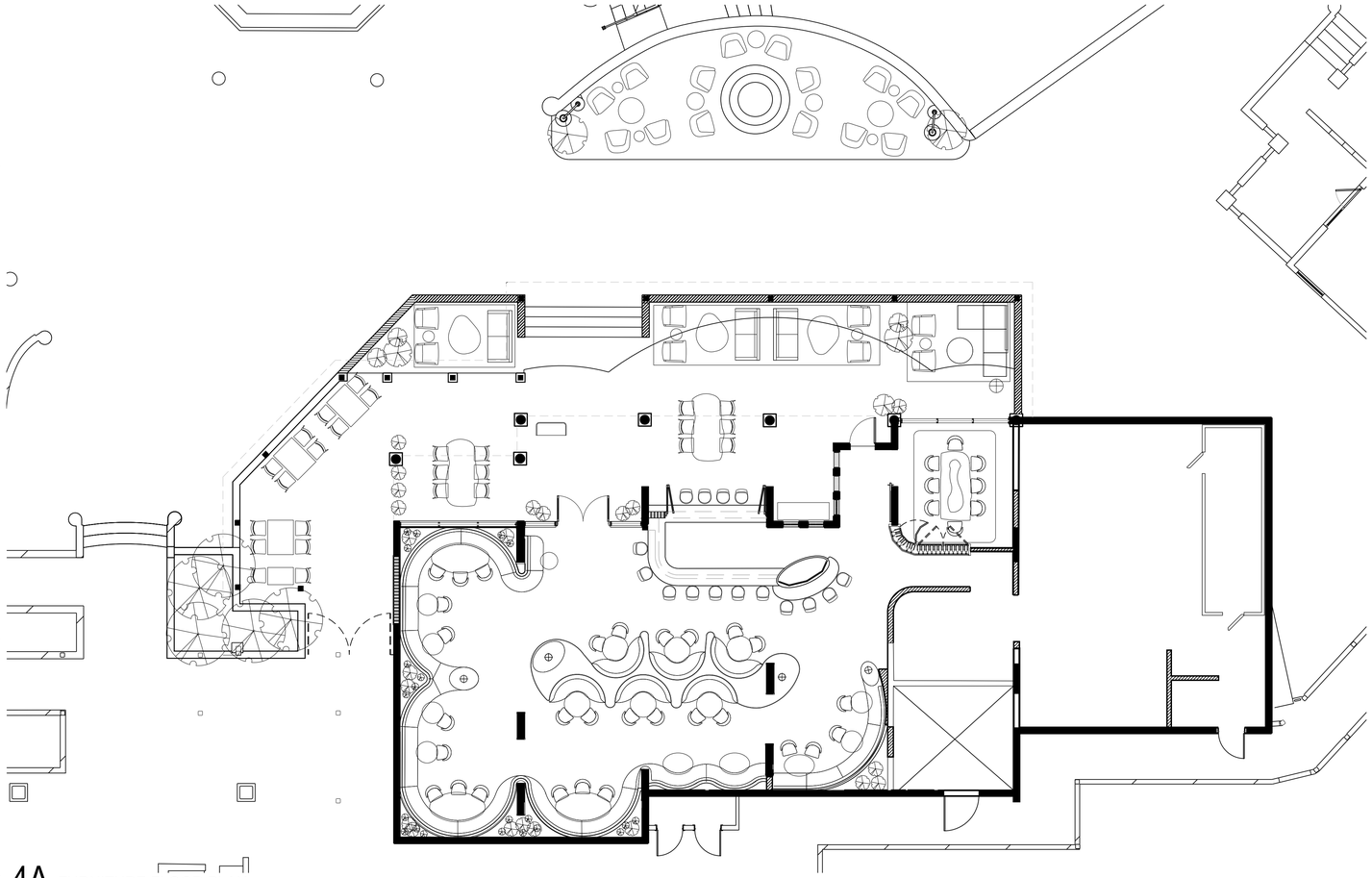

4A FURNITURE FLOOR PLAN

SCALE: 1/8"=1'-0"

SYMBOLS LEGEND:

- SUITE / X02 — ROOM NAME / ROOM NUMBER
- 1 — WALL TYPE
- 2 / 2 — DOOR NUMBER / HARDWARE NUMBER
- PT-2 — FINISH TAG
- 10-AC-100 — FURNITURE/FIXTURE TAG
- 1A / A4.1 — DETAIL/ENLARGED PLAN NUMBER / SHEET NUMBER
- 1A / A4.1 — SECTION NUMBER / SHEET NUMBER
- 1 / A4.1 — INTERIOR ELEVATION NUMBER / SHEET NUMBER
- D1 — DEMOLITION TAG / ITEM TO BE DEMOLISHED
- C1 — CONSTRUCTION TAG / ITEM TO BE CONSTRUCTED
- R — REFELECTED CEILING PLAN / ITEMS TO BE CONSTRUCTED

GRAPHIC LEGEND:

- AREA NOT IN CONTRACT (N.I.C.)
- EXISTING STRUCT. COL TO REMAIN
- EXISTING PARTITION TO REMAIN
- EXISTING PARTITION TO BE DEMOLISHED
- NEW PARTITION – SEE TYPES FOR DETAILS

GENERAL NOTES:

1. G.C. TO VERIFY BUILDING CONDITIONS PRIOR TO PRECEDING WITH WORK AND IMMEDIATELY NOTIFY ARCHITECT OF ANY CONDITIONS CONTRARY TO THOSE SHOWN OR INFERRED ON THE DRAWINGS.
2. WORK TO BE PERFORMED IN ACCORDANCE WITH THE RULES AND REGULATIONS OF GOVERNMENTAL AGENCIES HAVING JURISDICTIONAND SHALL CONFORM TO ALL CITY, COUNTY, STATE AND FEDERAL CONSTRUCTION, SAFETY AND SANITARY LAWS, CODES, STATUTES AND ORDINANCES.
3. THE GENERAL CONTRACTOR IS RESPONSIBLE FOR ALL FEES, PERMITS, APPLICATIONS, FILINGS AND REQUIRED INSPECTIONS WITH STATE AND GOVERNMENTAL AGENCIES.
4. ALL LUMBER, WOOD GROUNDS, NAILERS AND BLOCKING CONCEALED IN WALLS OR LOCATED IN CEILING PLENUMS SHALL BE FIRE-RETARDANT TREATED.
5. PROVIDE IN-WALL FIRE RETARDANT BLOCKING AT ALL WALL HUNG MILLWORK, WALL MOUNTED FURNISHINGS, WALL MOUNTED SHELVING, WALL MOUNTED LIGHT FIXTURES, AND MARKER BOARDS AS REQUIRED FOR RIGID SUPPORT.
6. G.C. TO REFER TO ALL ARCHITECTURAL AND MEP DRAWINGS, AS WELL AS, ELEVATIONS, DETAILS, ETC. DURING LAYOUT / CHALKING PHASE AND REPORT ANY AND ALL DISCREPANCIES IN SITE CONDITIONS TO ARCHITECT.
7. G.C. TO INSPECT CONCRETE SLAB FOR UNEVEN SURFACES. MINOR FLOATING / LEVELING EXPECTED. NOTIFY ARCHITECT OF MAJOR FILLING IF REQUIRED.
8. IF ACCESS DOORS ARE REQUIRED IN DRYWALL CEILING, USE GLASS REINFORCED GYPSUM ACCESS DOORS BY CHICAGO METALLIC, OR EQUAL. SEAMLESS FINISH AS POSSIBLE.

PROGRESS SET

EL CONQUISTADOR

STINGRAY RESTAURANT

1000 Avenida El Conquistador
Fajardo, 00738, Puerto Rico

State of Florida Architect of Record
Malcolm Berg, AIA
License No. AR94424

Seal

EoA
ARCHITECTURE | INTERIORS | BRANDING | MASTER PLANNING | LANDSCAPE
1929 PONCE DE LEON BLVD. CORAL GABLES, FL 33134 | 305.444.0888

©EoA, Inc. 2021

No.	Issue	Date

Drawn by	Reviewed by
EoA	EoA

FURNITURE FLOOR PLAN

ID-1.40

Project No. EL CONQUISTADOR

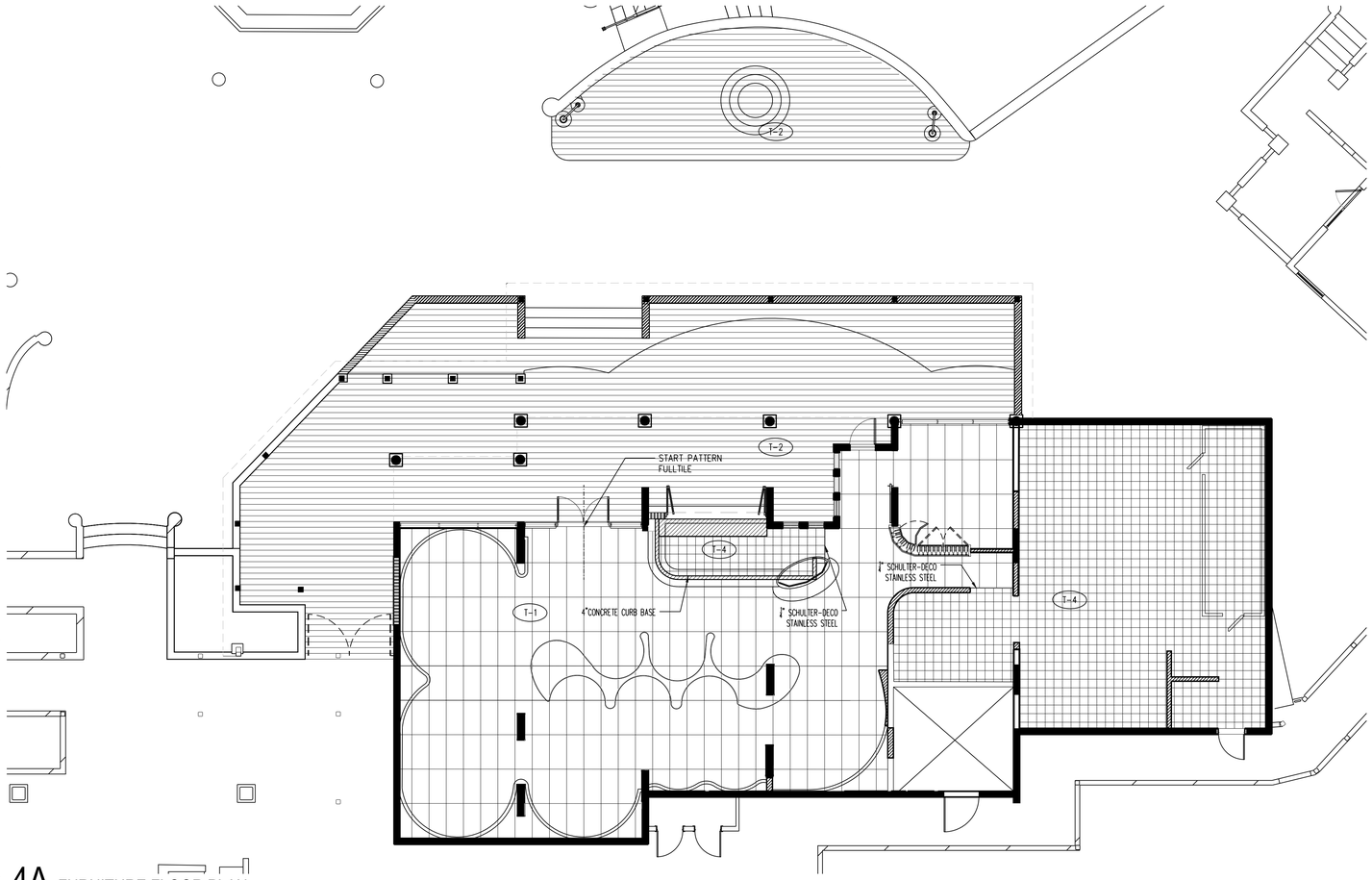

4A FURNITURE FLOOR PLAN

SCALE: 1/8"=1'-0"

SYMBOLS LEGEND:

SUITE X02	ROOM NAME / ROOM NUMBER
1	WALL TYPE
2 / 2	DOOR NUMBER / HARDWARE NUMBER
PT-2	FINISH TAG
10-AC-100	FURNITURE/FIXTURE TAG
1A / A4.1	DETAIL/ENLARGED PLAN NUMBER / SHEET NUMBER
1A / A4.1	SECTION NUMBER / SHEET NUMBER
6A/A-3.4	INTERIOR ELEVATION NUMBER / SHEET NUMBER
D1	DEMOLITION TAG ITEM TO BE DEMOLISHED
C1	CONSTRUCTION TAG ITEM TO BE CONSTRUCTED
R	REFELECTED CEILING PLAN ITEMS TO BE CONSTRUCTED

GRAPHIC LEGEND:

- AREA NOT IN CONTRACT (N.I.C.)
- EXISTING STRUCT. COL TO REMAIN
- EXISTING PARTITION TO REMAIN
- EXISTING PARTITION TO BE DEMOLISHED
- NEW PARTITION – SEE TYPES FOR DETAILS

GENERAL NOTES:

1. G.C. TO VERIFY BUILDING CONDITIONS PRIOR TO PRECEDING WITH WORK AND IMMEDIATELY NOTIFY ARCHITECT OF ANY CONDITIONS CONTRARY TO THOSE SHOWN OR INFERRED ON THE DRAWINGS.
2. WORK TO BE PERFORMED IN ACCORDANCE WITH THE RULES AND REGULATIONS OF GOVERNMENTAL AGENCIES HAVING JURISDICTIONAND SHALL CONFORM TO ALL CITY, COUNTY, STATE AND FEDERAL CONSTRUCTION, SAFETY AND SANITARY LAWS, CODES, STATUTES AND ORDINANCES.
3. THE GENERAL CONTRACTOR IS RESPONSIBLE FOR ALL FEES, PERMITS, APPLICATIONS, FILINGS AND REQUIRED INSPECTIONS WITH STATE AND GOVERNMENTAL AGENCIES.
4. ALL LUMBER, WOOD GROUNDS, NAILERS AND BLOCKING CONCEALED IN WALLS OR LOCATED IN CEILING PLENUMS SHALL BE FIRE-RETARDANT TREATED.
5. PROVIDE IN-WALL FIRE RETARDANT BLOCKING AT ALL WALL HUNG MILLWORK, WALL MOUNTED FURNISHINGS, WALL MOUNTED SHELVING, WALL MOUNTED LIGHT FIXTURES, AND MARKER BOARDS AS REQUIRED FOR RIGID SUPPORT.
6. G.C. TO REFER TO ALL ARCHITECTURAL AND MEP DRAWINGS, AS WELL AS, ELEVATIONS, DETAILS, ETC. DURING LAYOUT / CHALKING PHASE AND REPORT ANY AND ALL DISCREPANCIES IN SITE CONDITIONS TO ARCHITECT.
7. G.C. TO INSPECT CONCRETE SLAB FOR UNEVEN SURFACES. MINOR FLOATING / LEVELING EXPECTED. NOTIFY ARCHITECT OF MAJOR FILLING IF REQUIRED.
8. IF ACCESS DOORS ARE REQUIRED IN DRYWALL CEILING, USE GLASS REINFORCED GYPSUM ACCESS DOORS BY CHICAGO METALLIC, OR EQUAL. SEAMLESS FINISH AS POSSIBLE.

PROGRESS SET

EL CONQUISTADOR

STINGRAY RESTAURANT

1000 Avenida El Conquistador
Fajardo, 00738, Puerto Rico

State of Florida Architect of Record
Malcolm Berg, AIA
License No. AR94424

Seal

EoA
ARCHITECTURE | INTERIORS | BRANDING | MASTER PLANNING | LANDSCAPE
1929 PONCE DE LEON BLVD. CORAL GABLES, FL 33134 | 305.444.0999

©EoA, Inc. 2021

No.	Issue	Date
△		
△		
△		
△		
△		
△		
△		
△		

Drawn by	Reviewed by
EoA	EoA

FINISHED FLOOR PLAN

ID-1.50

Project No. EL CONQUISTADOR

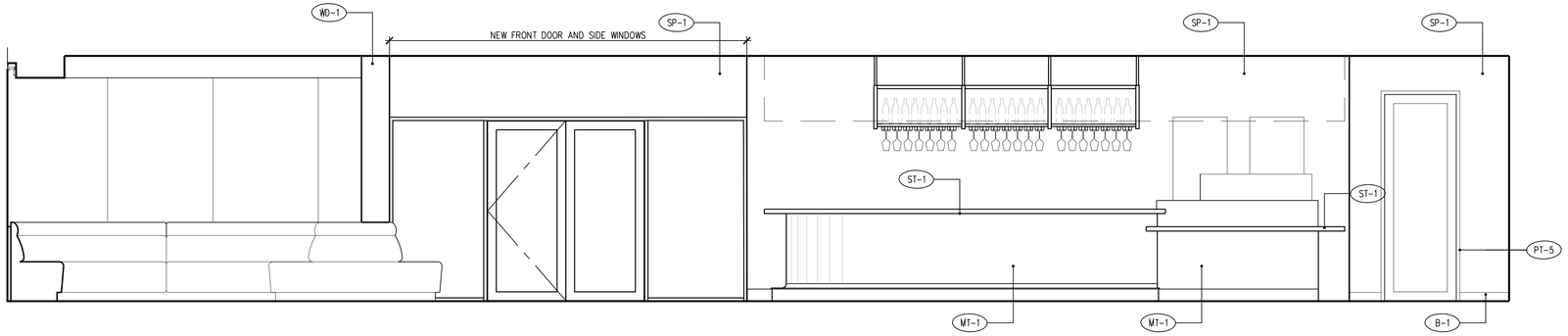

2A INTERIOR ELEVATION

SCALE: 3/8"=1'-0"

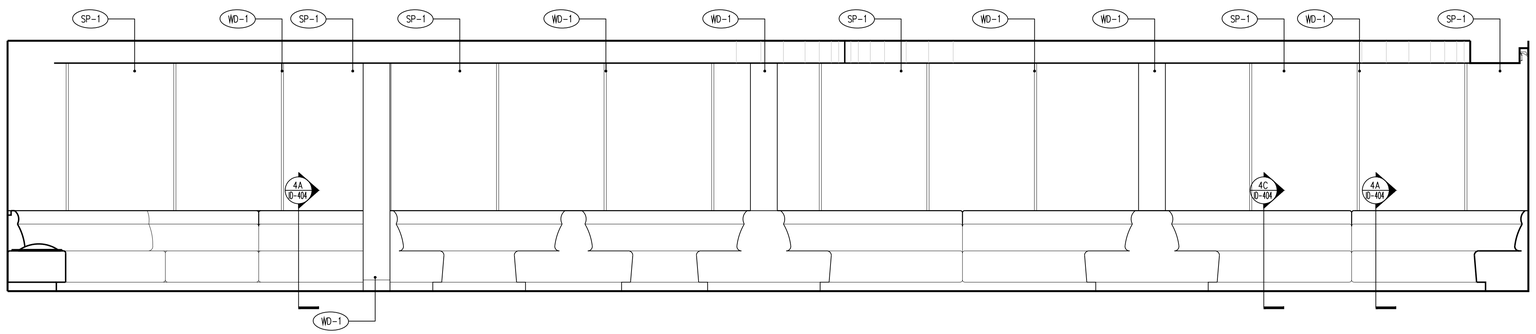

4A INTERIOR ELEVATION

SCALE: 3/8"=1'-0"

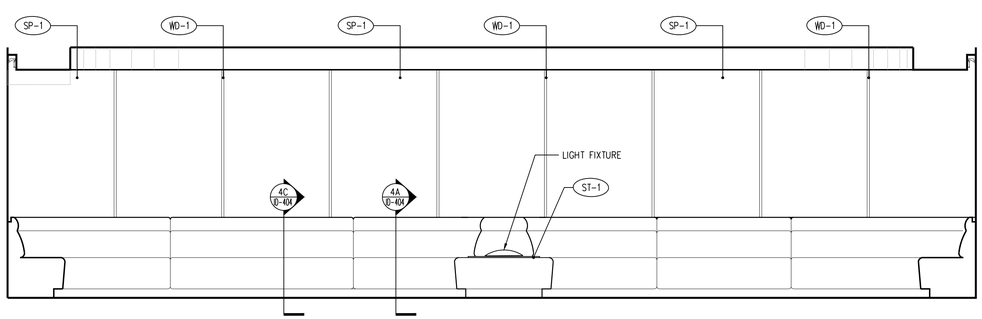

6A INTERIOR ELEVATION

SCALE: 3/8"=1'-0"

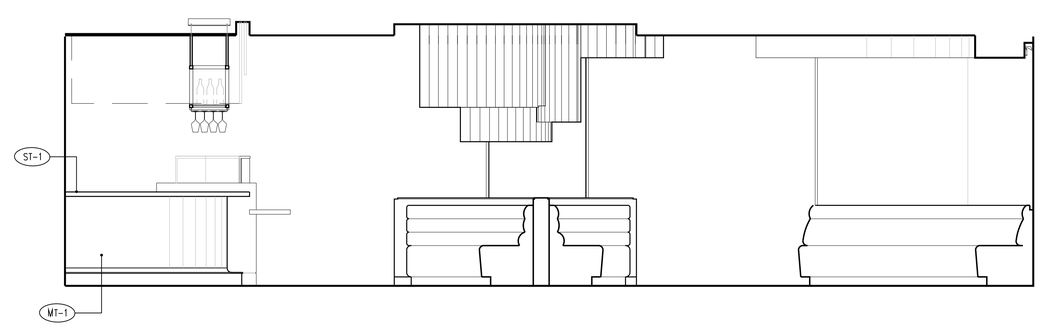

6E INTERIOR ELEVATION

SCALE: 3/8"=1'-0"

PROGRESS SET

EL CONQUISTADOR

STINGRAY RESTAURANT

1000 Avenida El Conquistador
Fajardo, 00738, Puerto Rico

State of Florida Architect of Record
Malcolm Berg, AIA
License No. AR94424

Seal

EoA

ARCHITECTURE | INTERIORS | BRANDING | MASTER PLANNING | LANDSCAPE
7829 PONCE DE LEON BLVD. CORAL GABLES, FL 33134 | 305.444.0999

©EoA, Inc. 2021

No.	Issue	Date

Drawn by	Reviewed by
EoA	EoA

INTERIOR ELEVATION

ID-3.01

Project No. EL CONQUISTADOR

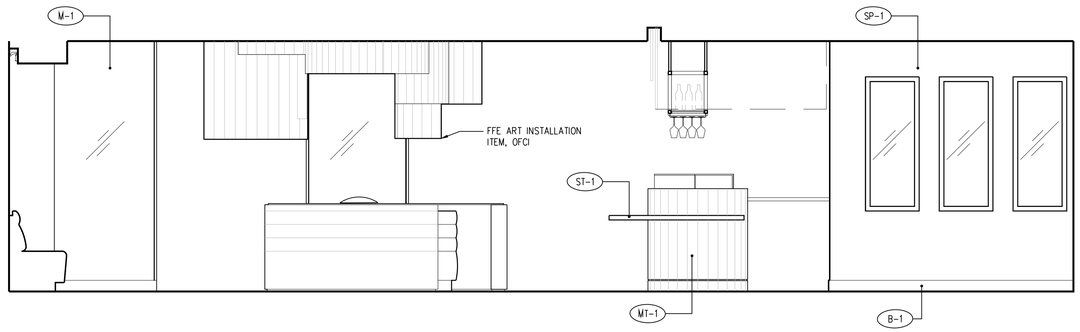

2A INTERIOR ELEVATION

SCALE: 3/8"=1'-0"

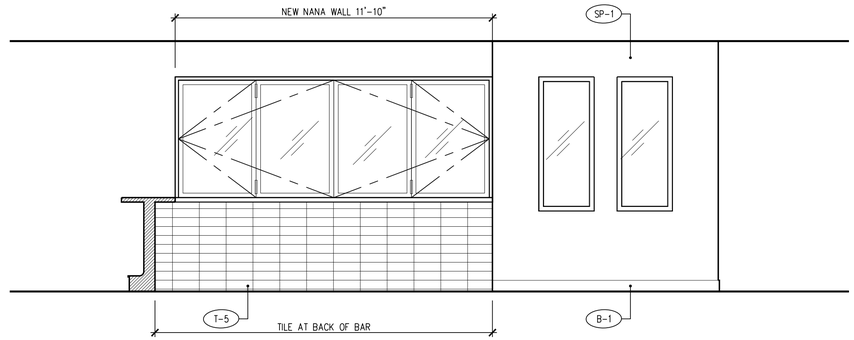

2E INTERIOR ELEVATION

SCALE: 3/8"=1'-0"

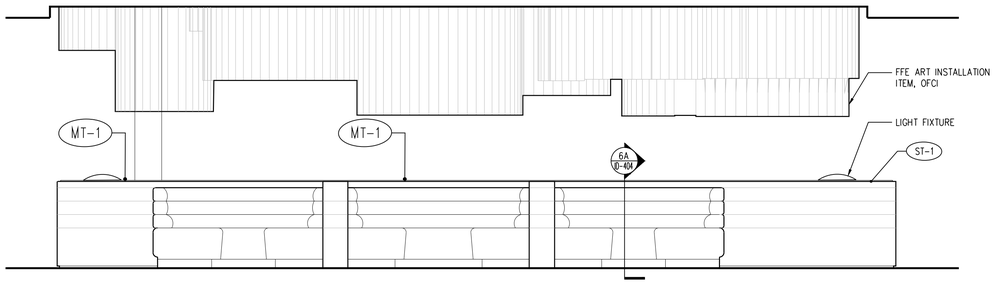

4A INTERIOR ELEVATION

SCALE: 3/8"=1'-0"

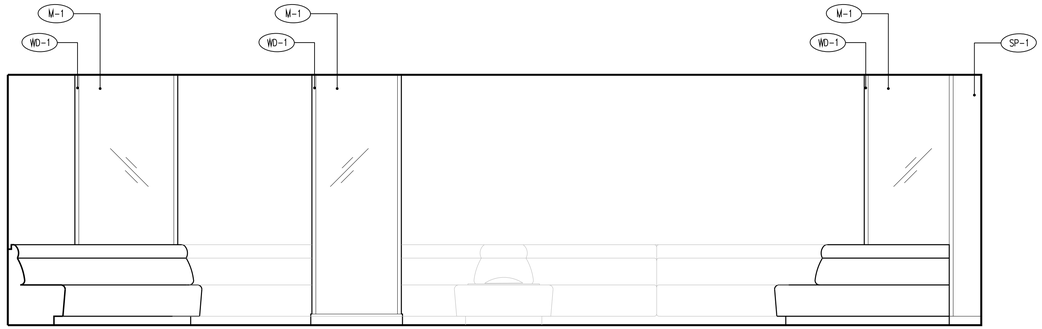

4E INTERIOR ELEVATION

SCALE: 3/8"=1'-0"

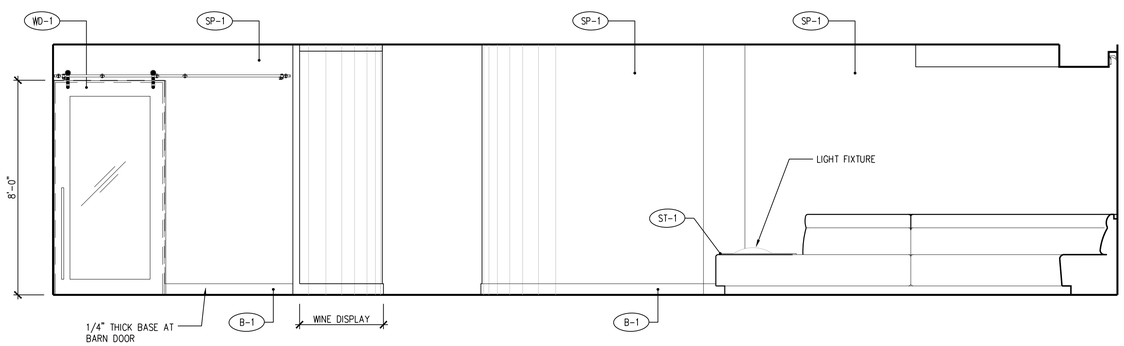

6A INTERIOR ELEVATION

SCALE: 3/8"=1'-0"

EL CONQUISTADOR

STINGRAY RESTAURANT

1000 Avenida El Conquistador
Fajardo, 00738, Puerto Rico

State of Florida Architect of Record
Malcolm Berg, AIA
License No. AR94424

Seal

EoA

ARCHITECTURE | INTERIORS | BRANDING | MASTER PLANNING | LANDSCAPE

1929 PONCE DE LEON BLVD. CORAL GABLES, FL 33134 | 305.444.0999

©EoA, Inc. 2021

No.	Issue	Date

Drawn by	Reviewed by
EoA	EoA

INTERIOR ELEVATION

ID-3.02

Project No. EL CONQUISTADOR

PROGRESS SET

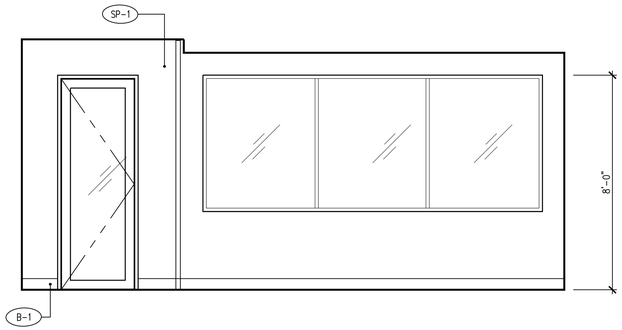

2A INTERIOR ELEVATION

SCALE: 3/8"=1'-0"

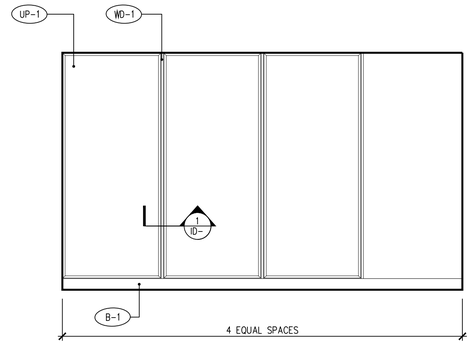

2D INTERIOR ELEVATION

SCALE: 3/8"=1'-0"

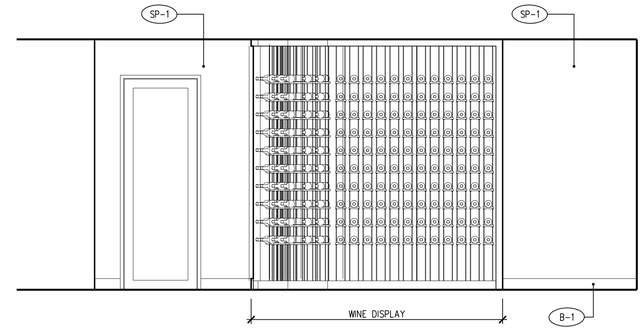

2F INTERIOR ELEVATION

SCALE: 3/8"=1'-0"

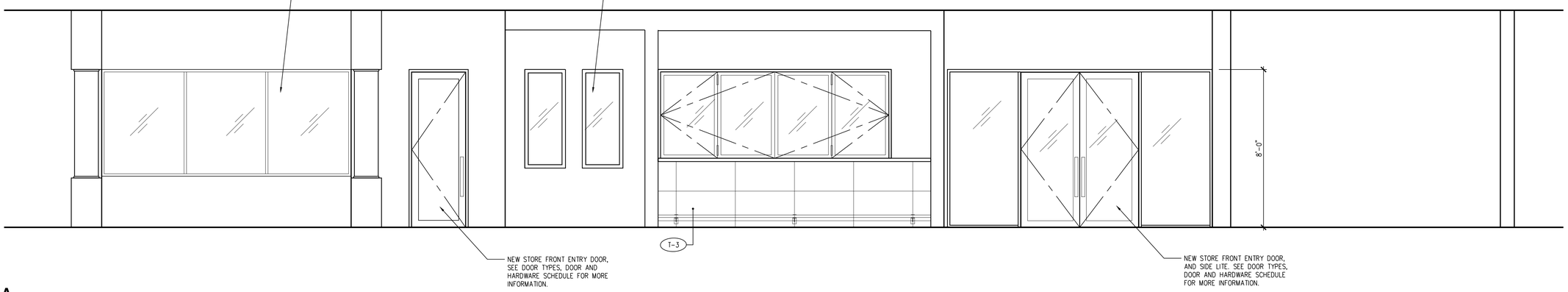

4A EXTERIOR ELEVATION

SCALE: 3/8"=1'-0"

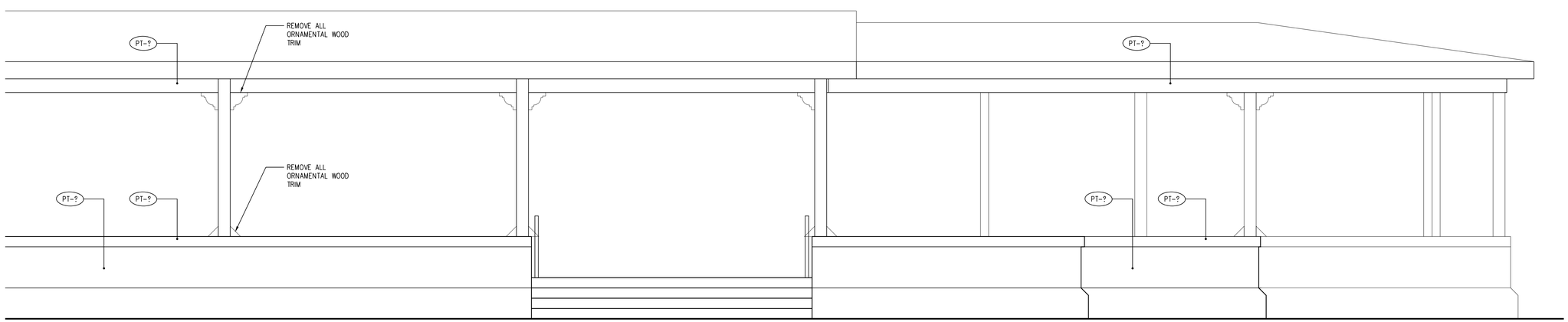

6A EXTERIOR ELEVATION

SCALE: 3/8"=1'-0"

EL CONQUISTADOR

STINGRAY RESTAURANT

1000 Avenida El Conquistador

Fajardo, 00738, Puerto Rico

State of Florida Architect of Record
Malcolm Berg, AIA
License No. AR94424

Seal

EoA

ARCHITECTURE | INTERIORS | BRANDING | MASTER PLANNING | LANDSCAPE

1929 PONCE DE LEON BLVD. CORAL GABLES, FL 33134 | 305.444.0999

©EoA, Inc. 2021

No.	Issue	Date

Drawn by	Reviewed by
EoA	EoA

INTERIOR ELEVATION

ID-3.03

Project No. EL CONQUISTADOR

PROGRESS SET

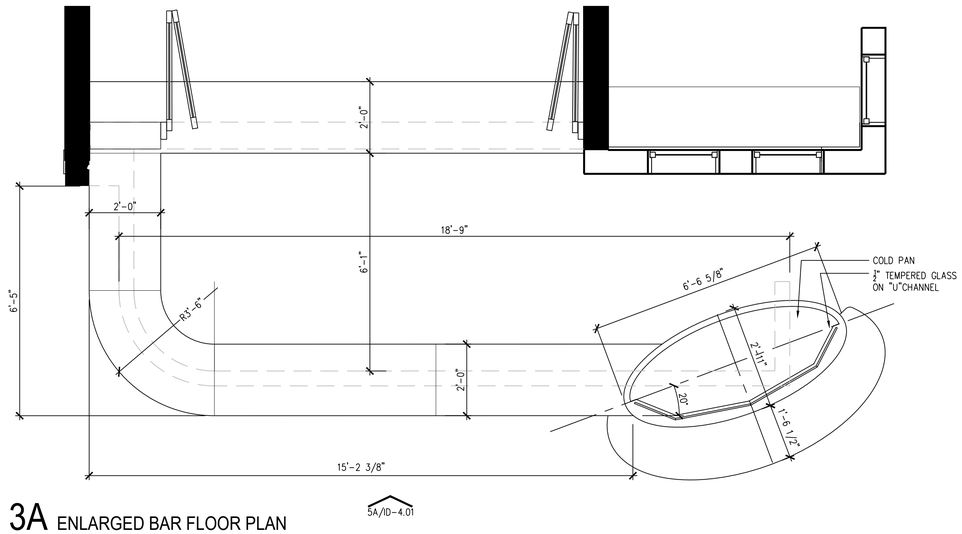

3A ENLARGED BAR FLOOR PLAN

SCALE: 1/2"=1'-0"

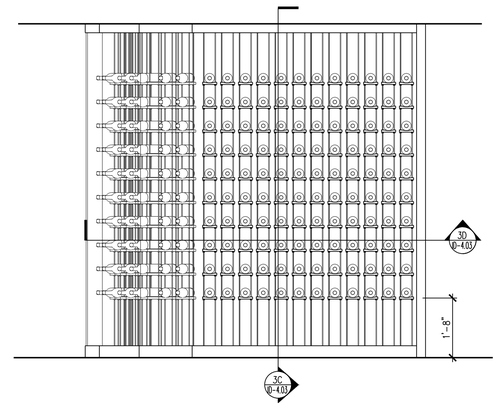

3E WINE DISPLAY ELEVATION

SCALE: 1/2"=1'-0"

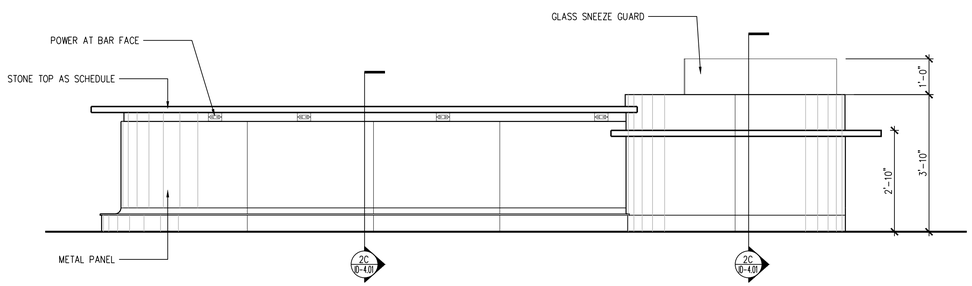

4A BAR ELEVATION

SCALE: 1/2"=1'-0"

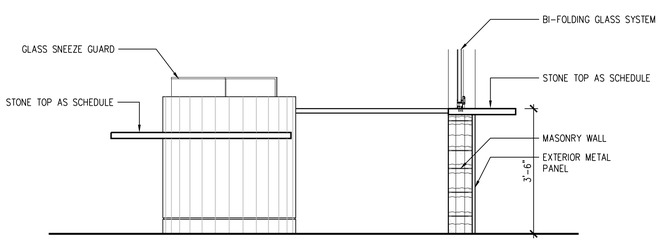

6A BAR ELEVATION

SCALE: 1/2"=1'-0"

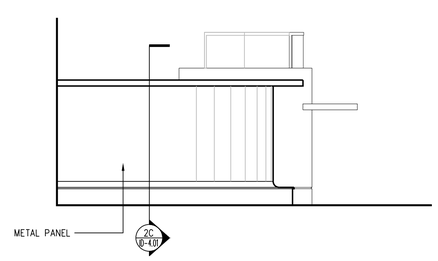

6C BAR ELEVATION

SCALE: 1/2"=1'-0"

PROGRESS SET

EL CONQUISTADOR

STINGRAY RESTAURANT

1000 Avenida El Conquistador

Fajardo, 00738, Puerto Rico

State of Florida Architect of Record
Malcolm Berg, AIA
License No. AR94424

Seal

EoA

ARCHITECTURE | INTERIORS | BRANDING | MASTER PLANNING | LANDSCAPE

1929 PONCE DE LEON BLVD. CORAL GABLES, FL 33134 | 305.444.0999

©EoA, Inc. 2021

No.	Issue	Date

Drawn by	Reviewed by
EoA	EoA

BAR DETAILS

ID-4.01

Project No. EL CONQUISTADOR

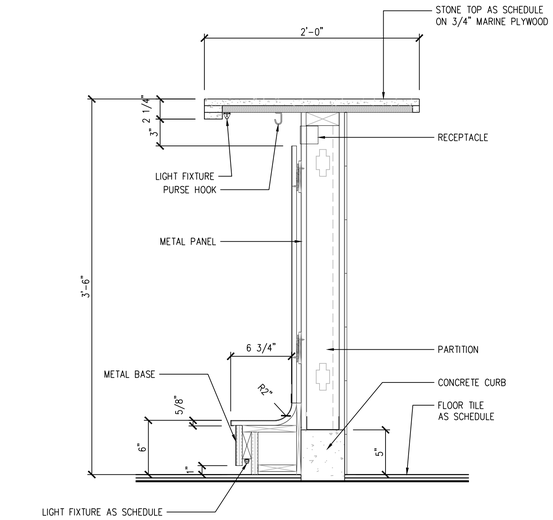

3A BAR DETAIL

SCALE: 1-1/2"=1'-0"

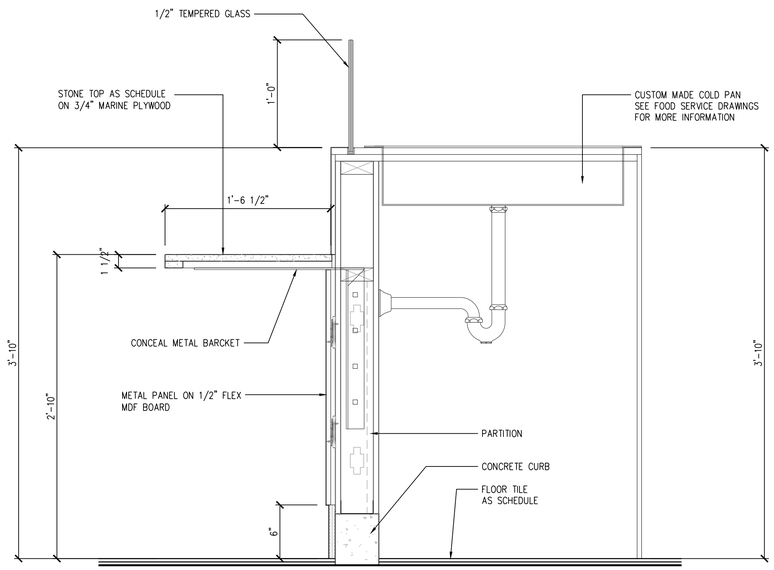

3C BAR DETAIL

SCALE: 1-1/2"=1'-0"

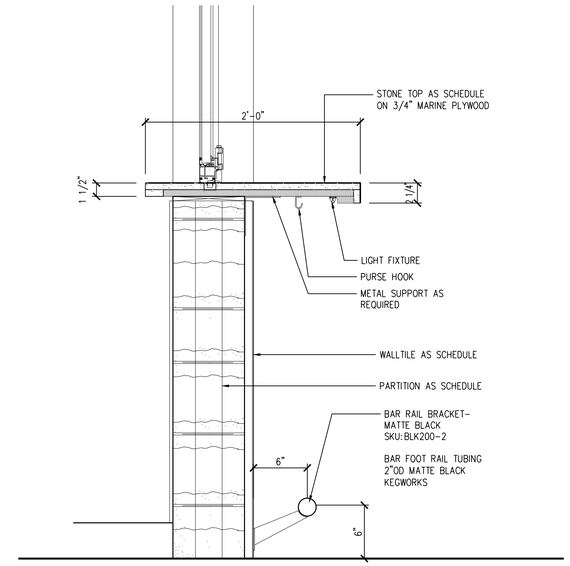

3F BAR DETAIL

SCALE: 1-1/2"=1'-0"

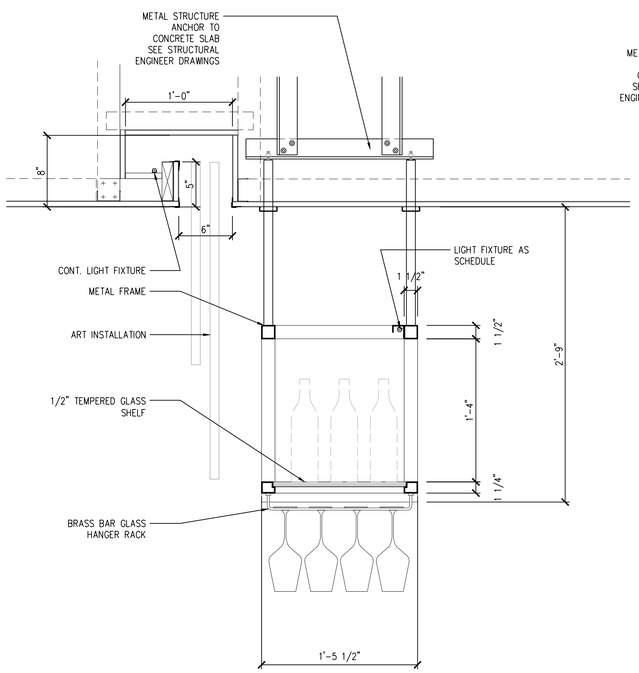

6A BAR BOTTLE DISPLAY DETAIL

SCALE: 1-1/2"=1'-0"

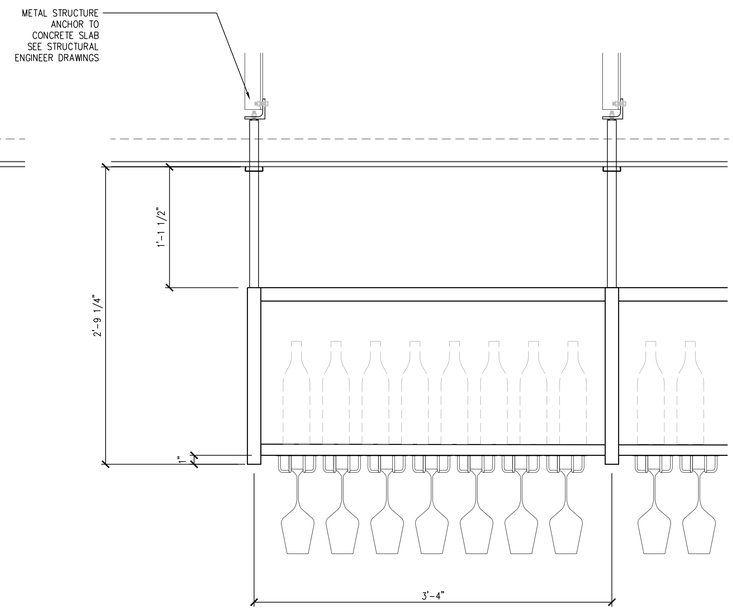

6C BAR BOTTLE DISPLAY DETAIL

SCALE: 1-1/2"=1'-0"

PROGRESS SET

EL CONQUISTADOR

STINGRAY RESTAURANT

1000 Avenida El Conquistador
Fajardo, 00738, Puerto Rico

State of Florida Architect of Record
Malcolm Berg, AIA
License No. AR94424

Seal

EoA

ARCHITECTURE | INTERIORS | BRANDING | MASTER PLANNING | LANDSCAPE
1929 PONCE DE LEON BLVD, CORAL GABLES, FL 33134 | 305.444.0999

©EoA, Inc. 2021

No.	Issue	Date

Drawn by	Reviewed by
EoA	EoA

BAR DETAILS

ID-4.02

Project No. EL CONQUISTADOR

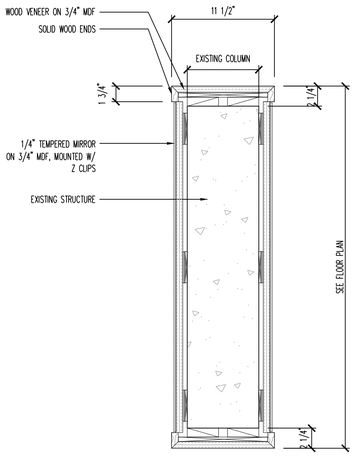

3A MIRROR COLUMN DETAIL

SCALE: 1-1/2"=1'-0"

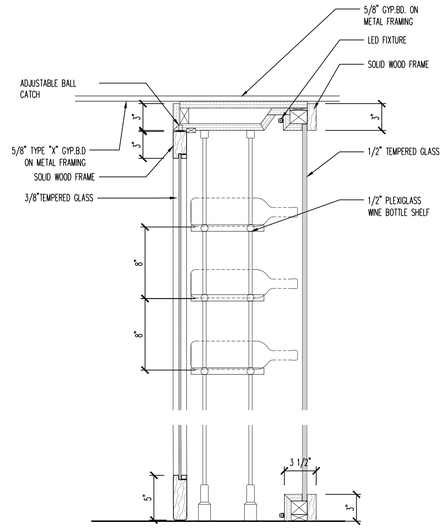

3C WINE DISPLAY DETAIL

SCALE: 1-1/2"=1'-0"

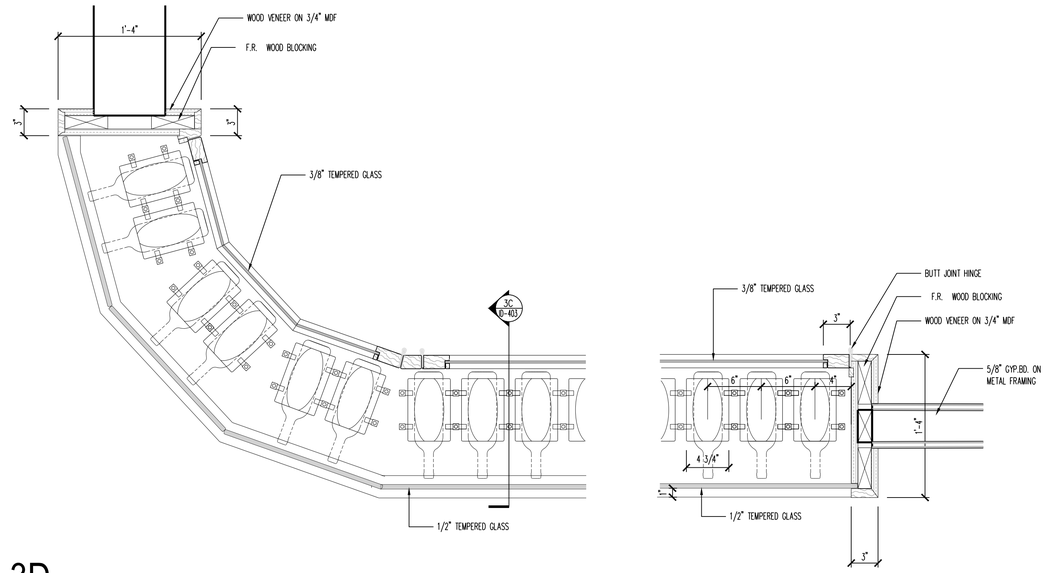

3D WINE DISPLAY DETAIL

SCALE: 1-1/2"=1'-0"

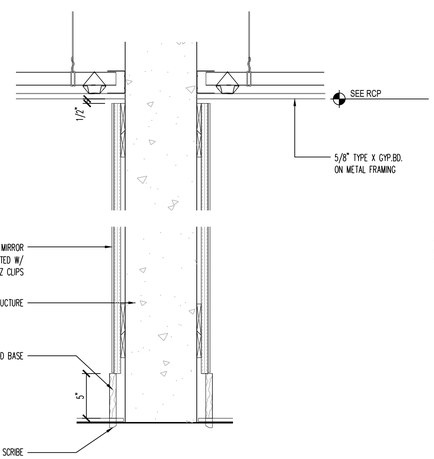

5A MIRROR COLUMN DETAIL

SCALE: 1-1/2"=1'-0"

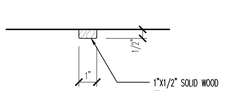

6A WOOD TRIM DETAIL

SCALE: 3"=1'-0"

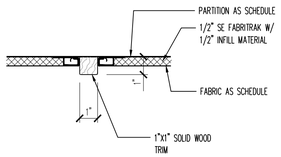

4B FABRIC PANEL DETAIL

SCALE: 3"=1'-0"

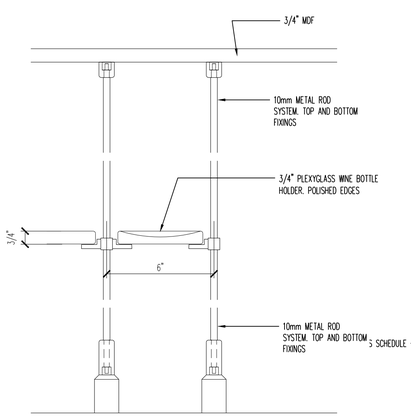

6C FABRIC PANEL DETAIL

SCALE: 3"=1'-0"

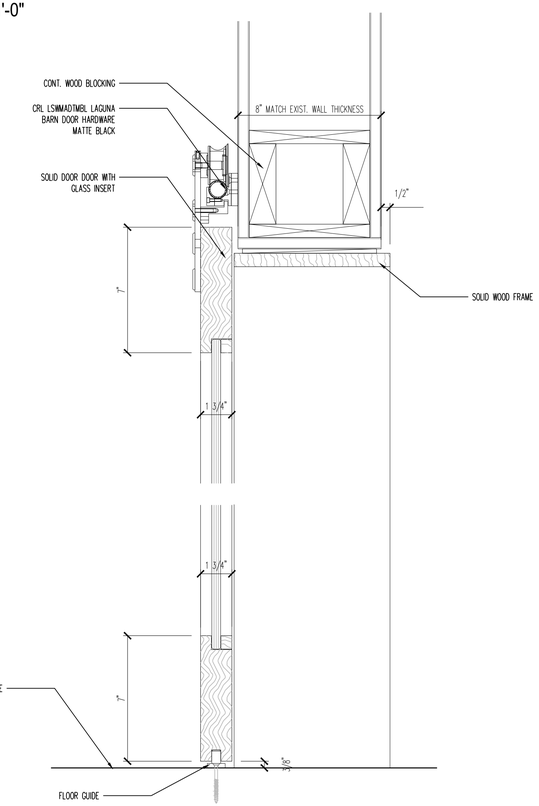

6E BARN DOOR DETAIL

SCALE: 3"=1'-0"

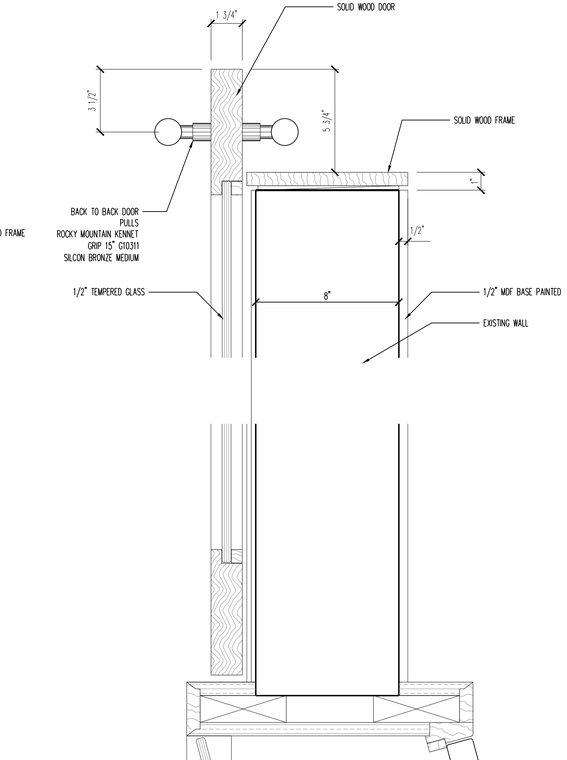

6F BARN DOOR DETAIL

SCALE: 3"=1'-0"

PROGRESS SET

EL CONQUISTADOR

STINGRAY RESTAURANT

1000 Avenida El Conquistador
Fajardo, 00738, Puerto Rico

State of Florida Architect of Record
Malcolm Berg, AIA
License No. AR94424

Seal

EoA

ARCHITECTURE | INTERIORS | BRANDING | MASTER PLANNING | LANDSCAPE
1929 PONCE DE LEON BLVD. CORAL GABLES, FL 33134 | 305.444.0888

©EoA, Inc. 2021

No.	Issue	Date

Drawn by	Reviewed by
EoA	EoA

TYPICAL DETAILS

ID-4.03

Project No. EL CONQUISTADOR

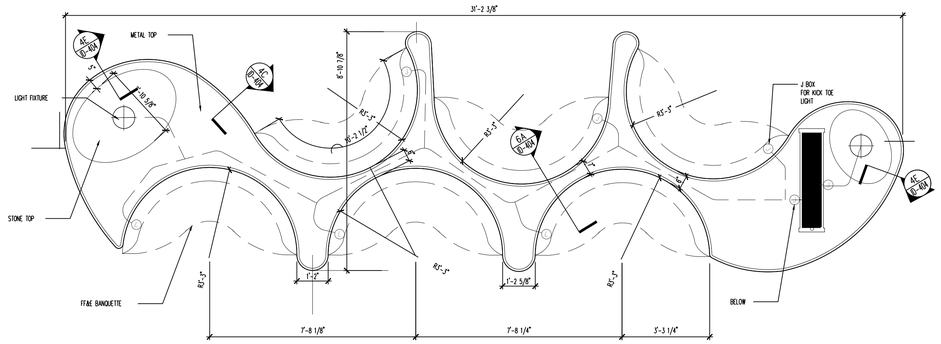

2A ENLARGED CEILING FEATURE

SCALE: 3/8"=1'-0"

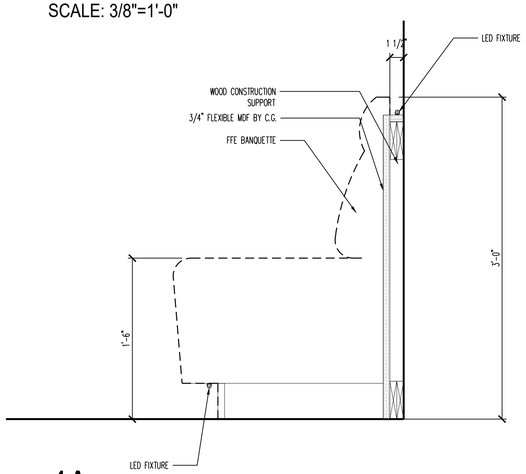

4A BANQUETTE DETAIL

SCALE: 1-1/2"=1'-0"

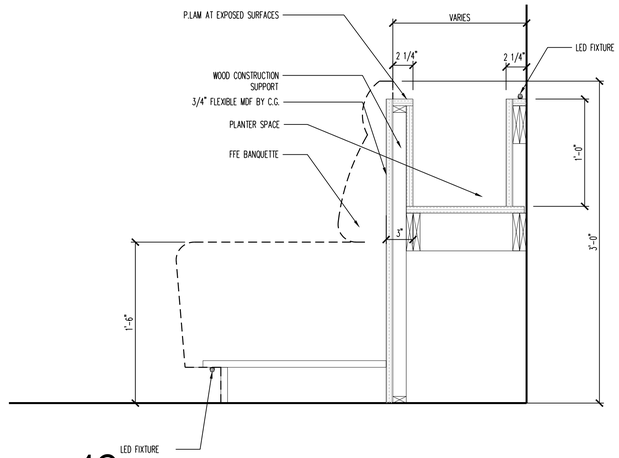

4C BANQUETTE DETAIL

SCALE: 1-1/2"=1'-0"

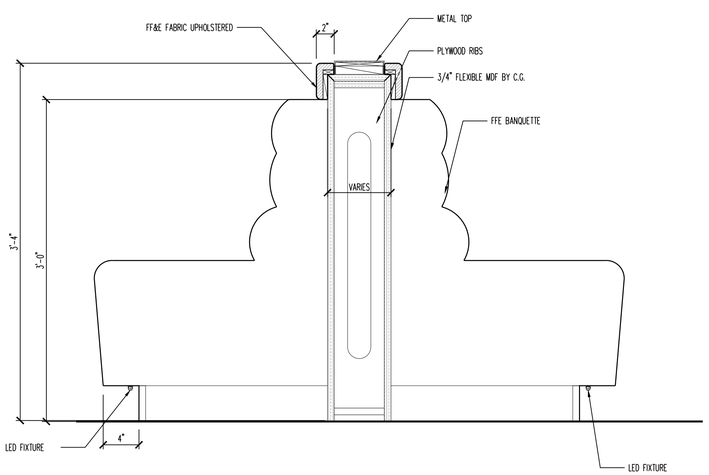

6A BANQUETTE DETAIL

SCALE: 1-1/2"=1'-0"

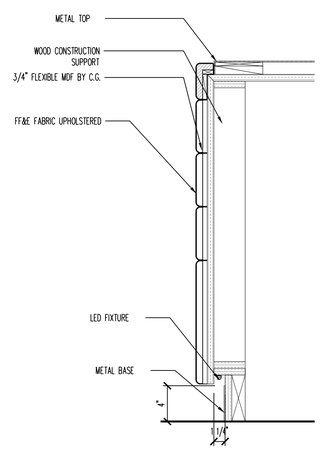

6C BANQUETTE DETAIL

SCALE: 1-1/2"=1'-0"

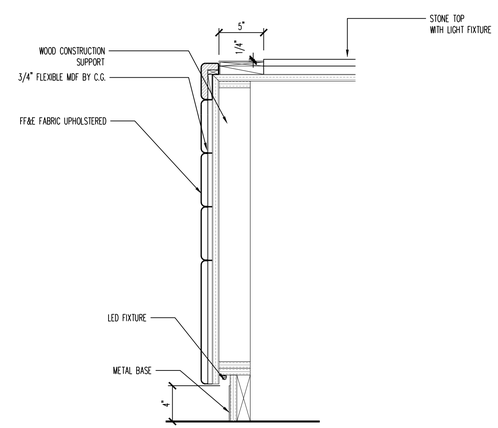

6E BANQUETTE DETAIL

SCALE: 1-1/2"=1'-0"

PROGRESS SET

EL CONQUISTADOR

STINGRAY RESTAURANT

1000 Avenida El Conquistador
Fajardo, 00738, Puerto Rico

State of Florida Architect of Record
Malcolm Berg, AIA
License No. AR94424

Seal

EoA

ARCHITECTURE | INTERIORS | BRANDING | MASTER PLANNING | LANDSCAPE
1929 PONCE DE LEON BLVD, CORAL GABLES, FL 33134 | 305.444.0999

©EoA, Inc. 2021

No.	Issue	Date

Drawn by	Reviewed by
EoA	EoA

TYPICAL DETAILS

ID-4.04

Project No. EL CONQUISTADOR

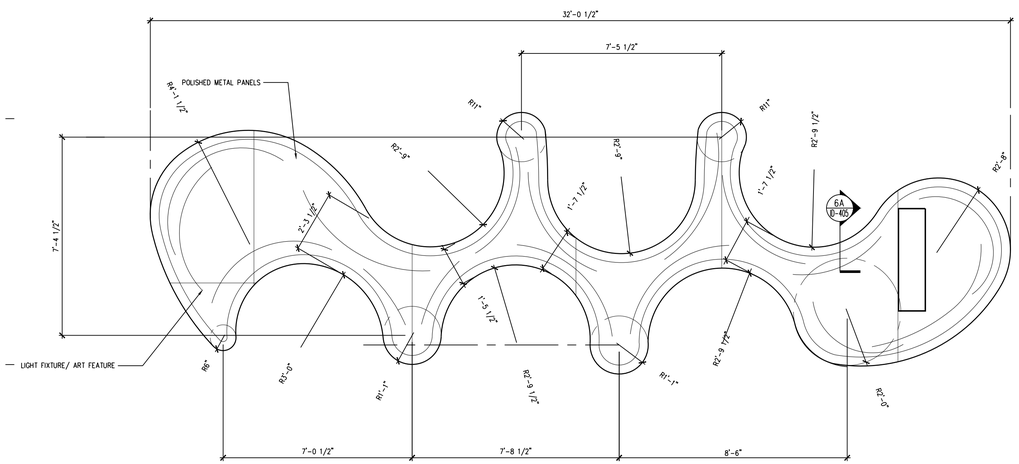

3A ENLARGED CEILING FEATURE

SCALE: 3/8"=1'-0"

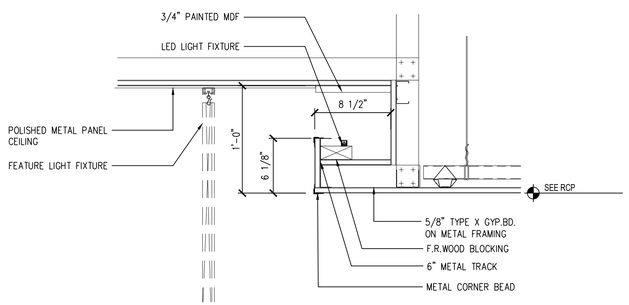

5A CEILING DETAIL

SCALE: 1-1/2"=1'-0"

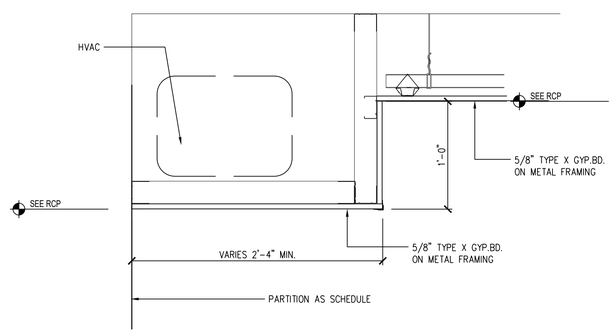

5C PERIMETER CEILING DETAIL

SCALE: 1-1/2"=1'-0"

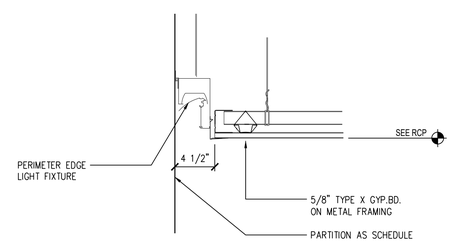

5F PERIMETER CEILING DETAIL

SCALE: 1-1/2"=1'-0"

PROGRESS SET

EL CONQUISTADOR

STINGRAY RESTAURANT
1000 Avenida El Conquistador
Fajardo, 00738, Puerto Rico

State of Florida Architect of Record
Malcolm Berg, AIA
License No. AR94424

Seal

EoA
ARCHITECTURE | INTERIORS | BRANDING | MASTER PLANNING | LANDSCAPE
1929 PONCE DE LEON BLVD. CORAL GABLES, FL 33134 | 305.444.0990

©EoA, Inc. 2021

No.	Issue	Date
△		
△		
△		
△		
△		
△		
△		
△		

Drawn by	Reviewed by
EoA	EoA

CEILING DETAILS

ID-4.05

Project No. EL CONQUISTADOR

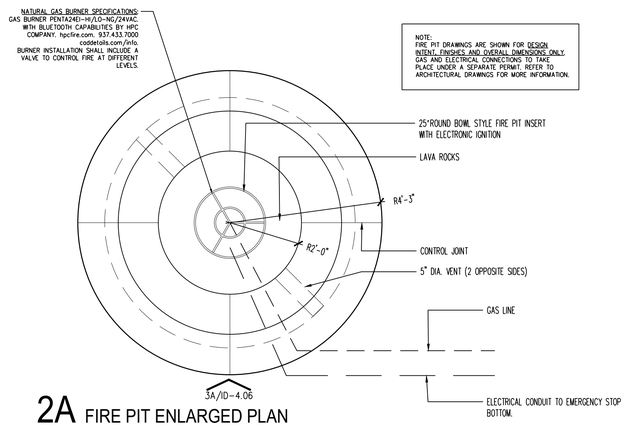

2A FIRE PIT ENLARGED PLAN

SCALE: 3/8"=1'-0"

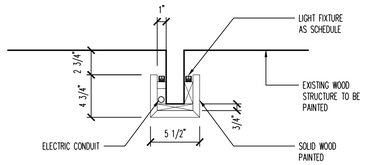

2C DETAIL

SCALE: 1-1/2"=1'-0"

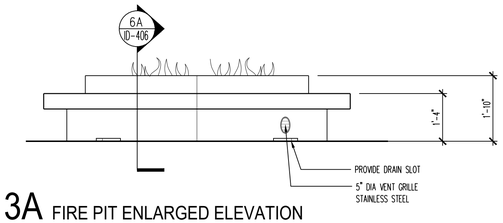

3A FIRE PIT ENLARGED ELEVATION

SCALE: 3/8"=1'-0"

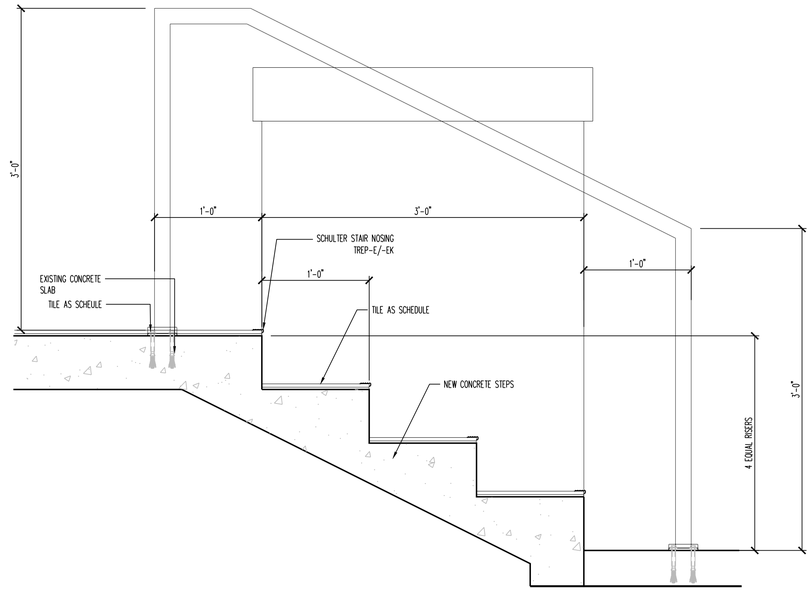

3E TERRACE STEPS DETAIL

SCALE: 1-1/2"=1'-0"

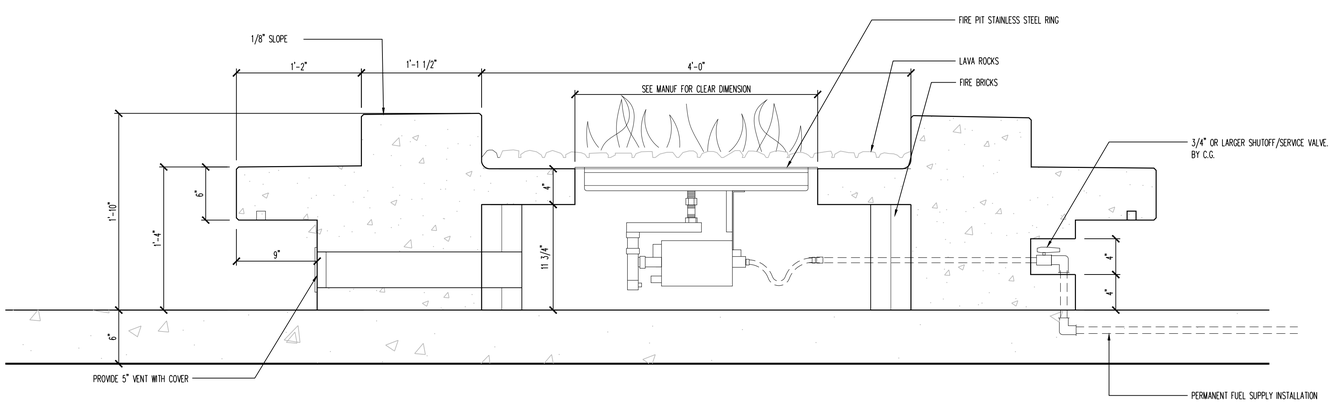

6A FIRE PIT SECTION DETAIL

SCALE: 1-1/2"=1'-0"

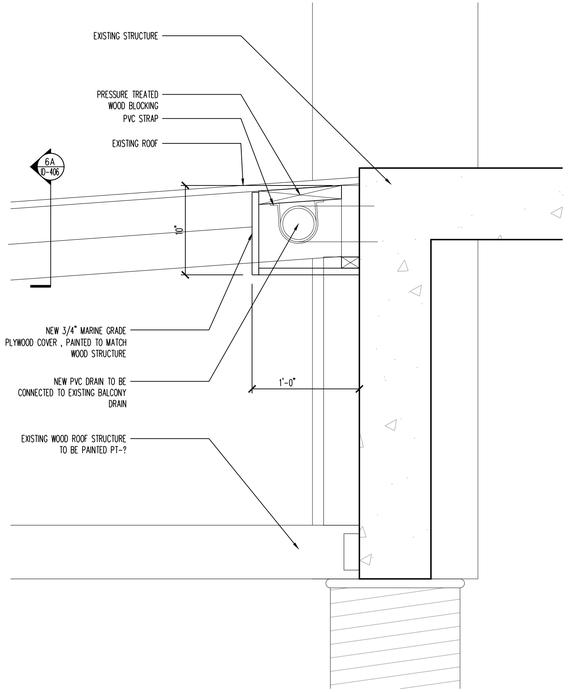

6F BALCONY DRAIN COVER

SCALE: 1-1/2"=1'-0"

PROGRESS SET

EL CONQUISTADOR

STINGRAY RESTAURANT

1000 Avenida El Conquistador
Fajardo, 00738, Puerto Rico

State of Florida Architect of Record
Malcolm Berg, AIA
License No. AR94424

Seal

EoA

ARCHITECTURE | INTERIORS | BRANDING | MASTER PLANNING | LANDSCAPE
1929 PONCE DE LEON BLVD. CORAL GABLES, FL 33134 | 305.444.0999

©EoA, Inc. 2021

No.	Issue	Date

Drawn by	Reviewed by
EoA	EoA

GENERAL OUTDOOR DETAILS

ID-4.06

Project No. EL CONQUISTADOR

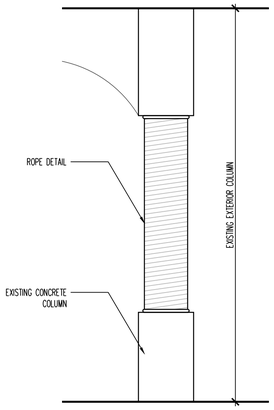

3A EXT.COLUMN DETAIL

SCALE: 1/2"=1'-0"

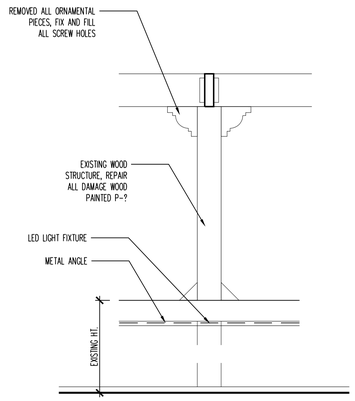

3C LOW WALL DETAIL

SCALE: 1/2"=1'-0"

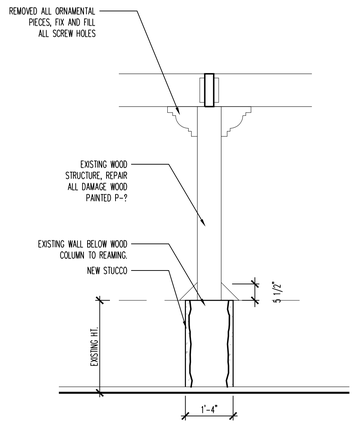

3D LOW WALL DETAIL

SCALE: 1/2"=1'-0"

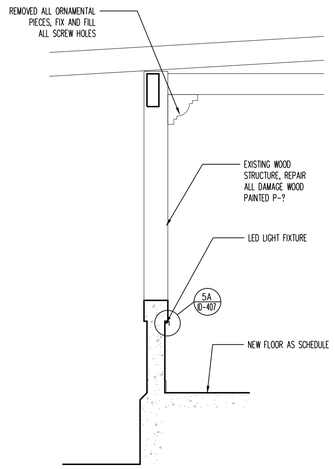

3F LOW WALL DETAIL

SCALE: 1/2"=1'-0"

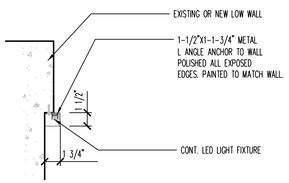

5A LIGHT FIXTURE DETAIL

SCALE: 1-1/2"=1'-0"

EL CONQUISTADOR

STINGRAY RESTAURANT

1000 Avenida El Conquistador

Fajardo, 00738, Puerto Rico

State of Florida Architect of Record
Malcolm Berg, AIA
License No. AR94424

Seal

EoA

ARCHITECTURE | INTERIORS | BRANDING | MASTER PLANNING | LANDSCAPE

1320 PONCE DE LEON BLVD. CORAL GABLES, FL 33134 | 305.444.0999

©EoA, Inc. 2021

No.	Issue	Date

Drawn by	Reviewed by
EoA	EoA

EXTERIOR DETAILS

ID-4.07

Project No. EL CONQUISTADOR

PROGRESS SET

FINISH SCHEDULE: CLASS "A" FLAME SPREAD CLASSIFICATION REQUIRED FOR ALL INTERIOR FINISHES

CODE	TYPE	VENDOR	SPECIFICATIONS	ESTIMATE	LOCATION	REMARKS
ACOUSTICAL CEILING TILE						
BASE						
B-1	WOOD BASE - PAINTED	BY CONTRACTOR	MOISTURE RESISTANT MDF SQUARE EDGE SIZE: 3/4"W X 4"H 1/8" CHAMFERED EDGE PAINT: PT-1	BY G.C.	LEVEL LOCATED ON: - INTERIOR THROUGHOUT	-PROVIDE SAMPLE FOR DESIGNER APPROVAL - REFER TO SHEET ##### FOR PROFILE -WOOD SURFACE MUST BE DRY AND FREE OF GREASE, DIRT, AND ANY FOREIGN MATTER PRIOR TO STAIN AND VARNISH APPLICATION
B-2	BASE - PORCELAIN	MANUF: TBD CONTACT: TEL: EMAIL:	PRODUCT: COLOR: SIZE: THICKNESS: GROUT COLOR: GROUT SIZE:	BY G.C.	LEVEL LOCATED ON: - BAR	-PROVIDE SAMPLE FOR DESIGNER APPROVAL -REFER TO MANUFACTURER FOR INSTALLATION REQUIREMENTS AND INSTRUCTIONS
CONCRETE						
CARPET						
GLASS						
GL-1	GLASS - CLEAR	BY CONTRACTOR	PRODUCT: SAFETY/TEMPERED CLEAR STARPHIRE GLASS SIZE: REFER TO ELEVATIONS THICKNESS: 1/2" (TO BE CONFIRMED BY FABRICATOR PER APPLICATION REQUIREMENTS)	BY G.C.	THROUGHOUT	-PROVIDE SAMPLE FOR DESIGNER APPROVAL -PROVIDE SAFETY BACKING ON BACK OF GLASS PER APPLICATION REQS -EXPOSED EDGES TO BE POLISHED & EASED-OFF -REFER TO ELEVATIONS AND DETAILS FOR GLASS PANEL HEIGHTS AND WIDTHS
MIRROR						
MS-1	MIRROR - CLEAR	MANUF: BENDHEIM CONTACT: MAUREEN ALLYN TEL: 248.470.9513 EMAIL: MALLYN@ALLYNRAEGROUP.COM	ANTIQUE, TEMPERED/ SAFETY MIRROR WITH SAFETY BACKING THICKNESS: 1/4" TO 3/8" (TO BE CONFIRMED BY FABRICATOR PER APPLICATION REQUIREMENTS) ADHESIVE: LOCTITE PL 520 MIRROR ADHESIVE OR EQUIVALENT. G.C. TO ENSURE ADHESIVE CHEMICAL COMPONENTS WILL NOT DESILVER MIRROR OR SHOW THROUGH MIRROR SURFACE.	BY G.C.; QUOTE #:9543 ESCENCE	COLUMNS AS NOTED	-PROVIDE SAMPLE FOR DESIGNER APPROVAL -PROVIDE SAFETY BACKING ON BACK OF MIRROR PANELS -EXPOSED EDGES TO BE POLISHED & EASED-OFF -REFER TO ELEVATIONS AND DETAILS FOR MIRROR PANEL HEIGHTS AND WIDTHS
METAL						
MT-1	METAL - POLISHED STAINLESS STEEL	BY CONTRACTOR	PRODUCT: STAINLESS STEEL/INDUSTRY STANDARD FINISH: PATINA'D COPPER THICKNESS:(TO BE CONFIRMED BY FABRICATOR PER APPLICATION REQUIREMENTS)	BY G.C.	THROUGHOUT	-PROVIDE SAMPLE FOR DESIGNER APPROVAL -SEE PLANS, ELEVATIONS, AND DETAILS FOR PROFILES, SIZES AND METAL THICKNESS
PAINT						
PT-1	PAINT - FLAT WHITE	MANUF: SHERWIN WILLIAMS CONTACT: GLENN REMLER TEL: 954.547.1217 EMAIL: GLENN.J.REMLER@SHERWIN.COM	COLOR: SW 7757 HIGH REFLECTIVE WHITE FINISH: FLAT TYPE: PROMAR 200 ZERO VOC INTERIOR LATEX B30W02651 PRIMER: PROMAR 200 XERO VOC LATEX PRIMER B28W02600	BY G.C.	BOH CEILINGS THROUGHOUT	-PROVIDE SAMPLE FOR DESIGNER APPROVAL -PAINT TO BE MOISTURE AND MILDEW RESISTANT - APPLY PRIMER, AND 2 COATS OF PAINT IN THAT PARTICULAR ORDER.
PT-2	PAINT - FLAT BLACK	MANUF: SHERWIN WILLIAMS CONTACT: GLENN REMLER TEL: 954.547.1217 EMAIL: GLENN.J.REMLER@SHERWIN.COM	COLOR: SW 9179 ANCHORS AWEIGH FINISH: FLAT TYPE: PROMAR 200 ZERO VOC INTERIOR LATEX B30W02651 PRIMER: PROMAR 200 XERO VOC LATEX PRIMER B28W02600	BY G.C.	CEILINGS AS NOTED	-PROVIDE SAMPLE FOR DESIGNER APPROVAL -PAINT TO BE MOISTURE AND MILDEW RESISTANT - APPLY PRIMER, AND 2 COATS OF PAINT IN THAT PARTICULAR ORDER.
PT-3	PAINT - WALLS	MANUF: SHERWIN WILLIAMS CONTACT: GLENN REMLER TEL: 954.547.1217 EMAIL: GLENN.J.REMLER@SHERWIN.COM	COLOR: SW7006 EXTRA WHITE FINISH: EGGSHELL TYPE: PROMAR 200 ZERO VOC INTERIOR LATEX 820-2600 SERIES PRIMER: PROMAR 200 XERO VOC LATEX PRIMER B28W02600	BY G.C.	LEVEL LOCATED ON: - BACK OF HOUSE WALLS	-PROVIDE SAMPLE FOR DESIGNER APPROVAL -PAINT TO BE MOISTURE AND MILDEW RESISTANT - APPLY PRIMER, AND 2 COATS OF PAINT IN THAT PARTICULAR ORDER.
PT-4	PAINT - EXTERIOR WALLS	MANUF: SHERWIN WILLIAMS CONTACT: GLENN REMLER TEL: 954.547.1217 EMAIL: GLENN.J.REMLER@SHERWIN.COM	COLOR: SW6002 ESSENTIAL GRAY FINISH: FLAT TYPE: A-100 EXTERIOR LATEX PRIMER: LOXON CONCRETE & MASONRY PRIMER SEALER	BY G.C.	LEVEL LOCATED ON: - EXTERIOR FACADE AS NOTED	-PROVIDE SAMPLE FOR DESIGNER APPROVAL -PAINT TO BE MOISTURE AND MILDEW RESISTANT - APPLY PRIMER, AND 2 COATS OF PAINT IN THAT PARTICULAR ORDER.
PT-5	PAINT - GLOSS BLACK	MANUF: SHERWIN WILLIAMS CONTACT: GLENN REMLER TEL: 954.547.1217 EMAIL: GLENN.J.REMLER@SHERWIN.COM	COLOR: SW 9179 ANCHORS AWEIGH FINISH: GLOSS TYPE: PROMAR 200 ZERO VOC INTERIOR LATEX B30W02651 PRIMER: PROMAR 200 XERO VOC LATEX PRIMER B28W02600	BY G.C.	CEILINGS AS NOTED	-PROVIDE SAMPLE FOR DESIGNER APPROVAL -PAINT TO BE MOISTURE AND MILDEW RESISTANT - APPLY PRIMER, AND 2 COATS OF PAINT IN THAT PARTICULAR ORDER.
PLASTIC LAMINATE						
RESILIENT FLOORING						
SPECIALTY FINISH						
SP-1	SPECIALTY FINISH - PLASTER	MANUF: SOUTHWEST PROGRESSSIVE CONTACT: DAVID SILVERS TEL: 900.780.7731 EMAIL: DAVIDS@SWPROGRESSIVE.COM	PRODUCT: CUSTOM FINISH ID# 50242.04 ACRYLIC POLYMER BASED, SEMI TRANSLUCENT, TROWEL APPLIED PLASTER FINISH TEXTURE/FINISH: MATTE VENETIAN PLASTER COLOR: TINTED TO MATCH CUSTOM BLEND OF SHERWIN WILLIAMS COLORS	BY G.C.	LEVEL LOCATED ON: -LEVEL 1 INTERIOR WALLS	-PROVIDE SAMPLE FOR DESIGNER APPROVAL -SEE DRAWINGS FOR DETAILS -PROVIDE MOCKUP IN PLACE FRO REVIEW AND APPROVAL
SP-2	SPECIALTY FINISH - ROPE	MANUF: TBD CONTACT: TEL: EMAIL:	PRODUCT: MARINE GRADE ROPE DIAMETER: $\frac{1}{2}$" COLOR: NAVY BLUE	BY G.C.	LEVEL LOCATED ON: -LEVEL 1 EXTERIOR COLUMNS	-PROVIDE SAMPLE FOR DESIGNER APPROVAL -SEE DRAWINGS FOR DETAILS -PROVIDE MOCKUP IN PLACE FRO REVIEW AND APPROVAL
TILE						
T-1	TILE - FLOOR	MANUF: TILEBAR CONTACT: CAROLINA COELHO TEL: 888.277.2260 X 021 EMAIL: CAROLINA@TILEBAR.COM	PRODUCT: INSPIRA OXIDE METALLIC COLOR: DARK BLUE MATTE SIZE: 24" X 48" THICKNESS: 10MM DCOF: 0.60 GROUT COLOR: GROUT SIZE:	BY G.C.	LEVEL LOCATED ON: - LEVEL 1 INTERIOR FLOOR	-PROVIDE SAMPLE FOR DESIGNER APPROVAL -REFER TO MANUFACTURER FOR INSTALLATION REQUIREMENTS AND INSTRUCTIONS -REFER TO FLOORING PLANS FOR PATTERN & LAYOUT.

FINISH SCHEDULE: CLASS "A" FLAME SPREAD CLASSIFICATION REQUIRED FOR ALL INTERIOR FINISHES

CODE	TYPE	VENDOR	SPECIFICATIONS	ESTIMATE	LOCATION	REMARKS
T-2	TILE - FLOOR	MANUF: TILEBAR CONTACT: CAROLINA COELHO TEL: 888.277.2260 X 021 EMAIL: CAROLINA@TILEBAR.COM	PRODUCT: SILKWOOD COLOR: BROWN MATTE SIZE: 8" X 48" THICKNESS: 10MM DCOF: 0.42 GROUT COLOR: GROUT SIZE:	BY G.C.	LEVEL LOCATED ON: - LEVEL 1 EXTERIOR FLOOR	-PROVIDE SAMPLE FOR DESIGNER APPROVAL -REFER TO MANUFACTURER FOR INSTALLATION REQUIREMENTS AND INSTRUCTIONS -REFER TO FLOORING PLANS FOR PATTERN & LAYOUT.
T-3	TILE - WALL	MANUF: TILEBAR CONTACT: CAROLINA COELHO TEL: 888.277.2260 X 021 EMAIL: CAROLINA@TILEBAR.COM	PRODUCT: AMULET COLOR: MIST ROSE GOLD TILE SIZE: 18" X 36" THICKNESS: 10MM GROUT COLOR: GROUT SIZE:	BY G.C.	LEVEL LOCATED ON: - LEVEL1 EXTERIOR BAR WALL	-PROVIDE SAMPLE FOR DESIGNER APPROVAL -REFER TO MANUFACTURER FOR INSTALLATION REQUIREMENTS AND INSTRUCTIONS -REFER TO PLANS/ELEVATIONS FOR PATTERN & LAYOUT.
T-4	TILE - FLOOR	MANUF: DALTILE CONTACT: ALEXANDRA STEPHAN TEL: 305.477.8084 EMAIL: ALEXANDRA.STEPHAN@DALTILE.COM	PRODUCT: QUARRY TILE COLOR: ARID FLASH 0048 TILE SIZE: 6" X 6" THICKNESS: $\frac{1}{2}$" GROUT COLOR: GROUT SIZE:	BY G.C.	LEVEL LOCATED ON: -BAR FLOORING	-PROVIDE SAMPLE FOR DESIGNER APPROVAL -REFER TO MANUFACTURER FOR INSTALLATION REQUIREMENTS AND INSTRUCTIONS - STONE TO BE SEALED PER MANUFACTURER'S RECOMMENDATIONS
T-5	TILE - WALL	MANUF: DALTILE CONTACT: ALEXANDRA STEPHAN TEL: 305.477.8084 EMAIL: ALEXANDRA.STEPHAN@DALTILE.COM	PRODUCT: COLOR WHEEL CLASSIC COLOR: K711 MATTE BLACK TILE SIZE: 3" X 6" THICKNESS: $\frac{3}{8}$" GROUT COLOR: GROUT SIZE:	BY G.C.	LEVEL LOCATED ON: -BACK BAR WALLS	-PROVIDE SAMPLE FOR DESIGNER APPROVAL -REFER TO MANUFACTURER FOR INSTALLATION REQUIREMENTS AND INSTRUCTIONS - STONE TO BE SEALED PER MANUFACTURER'S RECOMMENDATIONS
STONE						
ST-1	STONE - NATURAL STONE	MANUF: TBD CONTACT: TEL: EMAIL:	PRODUCT: GRANITE FINISH: HONED SLAB SIZE: SEE DRAWINGS THICKNESS: 3CM	BY G.C.	LEVEL LOCATED ON: - LEVEL 1 INTERIOR/EXTERIOR BAR	-PROVIDE SAMPLE FOR DESIGNER APPROVAL -REFER TO MANUFACTURER FOR INSTALLATION REQUIREMENTS AND INSTRUCTIONS - STONE TO BE SEALED PER MANUFACTURER'S RECOMMENDATIONS
WALLCOVERING						
WOOD						
WD-1	WOOD - MILLWORK	BY CONTRACTOR	SPECIES: WALNUT VENEER CUT: QUARTER SAWN TEXTURE: CLOSED PORE FINISH: STAIN TO MATCH ID SAMPLE SEALER: CONVERSION VARNISH TOP CLEAR COAT (35-50% SHEEN)	BY G.C.	LEVEL LOCATED ON: - INTERIOR COLUMNS AS NOTED	- ALL WOOD FINISHES TO HAVE CLASS A FLAME RETARDANT FINISH, FLAME STOP II AND OR EQUAL - GC TO PROVIDE SUBMITTAL OF SAMPLE WITH COATING AND PRODUCT INFORMATION. - TO BE INSTALLED BY GC -MATCH CONTROL SAMPLE -PROVIDE SAMPLE FOR DESIGNER APPROVAL -WOOD TO BE PROPERLY SEALED WITH CLEAR SEALANT - FINISH AS SPECIFIED.
UPHOLSTERY						
UP-1	UPHOLSTERY - FABRIC	MANUF: POLLACK CONTACT: SHARON HELD TEL: 305.571.2012 EMAIL: S.HELD@HOLLYHUNT.COM	PRODUCT: PERFORMANCE VELVET PATTERN: SOLO COLOR: MIDNIGHT CONTENT: 79% COTTON, 21% POLYESTER FABRIC WIDTH: 54" REPEAT: N/A DURABILITY: 150,000 WYZENBEEK FIRE RATING:	BY G.C.	LEVEL LOCATED ON: - PRIVATE DINING ROOM WALLS	-OFCI (SPEC#) -MUST COMPLY WITH FIRE CODES -PROVIDE SAMPLE FOR DESIGNER APPROVAL -REFER TO DRAWINGS FOR DIMENSIONS AND DETAILS -PURCHASED BY OWNER/FF&E, GC INSTALLED -INSTALLER TO VERIFY DIMENSIONS PRIOR TO FABRICATION

NOTES:

1. ALL ITEMS SUPPLIED BY G.C., UNLESS NOTED OTHERWISE IN REMARKS
2. PROVIDE SAMPLE FOR ARCHITECT AND DESIGNER'S APPROVAL PRIOR TO INSTALLATION
3. ALL INTERIOR FINISHES TO COMPLY WITH THE FLORIDA FIRE PREVENTION CODE 6TH EDITION (2017) AND THE NATIONAL FIRE PROTECTION ASSOCIATION NFPA 101 LIFE SAFETY CODE 2018 EDITION.
4. ALL INTERIOR FINISHED TO COMPLY WITH 2018 INTERNATIONAL FIRE CODE
5. GC TO PROVIDE BLOCKING FOR ALL NEW MILLWORK, WALL MOUNTED ARTWORK & MIRRORS, HANGING CHAIR. ETC.
6. ALL FLOOR FINISHES SHALL BE SLIP RESISTANT. GC TO PROVIDE PRODUCT DATA WITH FINISH SAMPLE FOR REVIEW BY INTERIOR DESIGNER
7. ALL TILE INSTALLS TO FOLLOW TCNA STANDARDS AND GUIDELINES FOR INSTALLATION, PROVIDE CRACK ISOLATION MEMBRANE AND INSTALL PROFLEX 90 SOUND ATTENUATION UNDERLAYMENT TO ALL TILE FLOOR SURFACES
8. GENERAL NOTES FOR PAINT:
   - PAINT TO BE LOW VOC (LESS THAN 50 VOC GRAMS PER LITER) AND LOW ODOR
   - PAINT TO HAVE MILDEW RESISTANT FORMULATION
   - TO BE EQUAL TO A WATER-BASE POLYURETHANE ACRYLIC COATING FOR INTERIOR WALLS FORTIFIED WITH CROSS LINKED POLYURETHANE PLASTIC AND ANTI MICROBIAL PROTECTION WITH A SCRUB RESISTANCE (ASTM D2486) OF 2,800 CYCLES
   -ALL FINISHES AND SUBSTRATES TO BE FIRE TREATED TO MEET CLASS A ASTME84.

PROGRESS SET

EL CONQUISTADOR
STINGRAY RESTAURANT
1000 Avenida El Conquistador
Fajardo, 00738, Puerto Rico

State of Florida Architect of Record
Malcolm Berg, AIA
License No. AR94424

Seal

EoA
ARCHITECTURE | INTERIORS | BRANDING | MASTER PLANNING | LANDSCAPE
1929 PONCE DE LEON BLVD. CORAL GABLES, FL 33134 | 305.444.0999

©EoA, Inc. 2021

No.	Issue	Date

Drawn by	Reviewed by
EoA	EoA

FINISHED SCHEDULE

ID-5.00

Project No. EL CONQUISTADOR

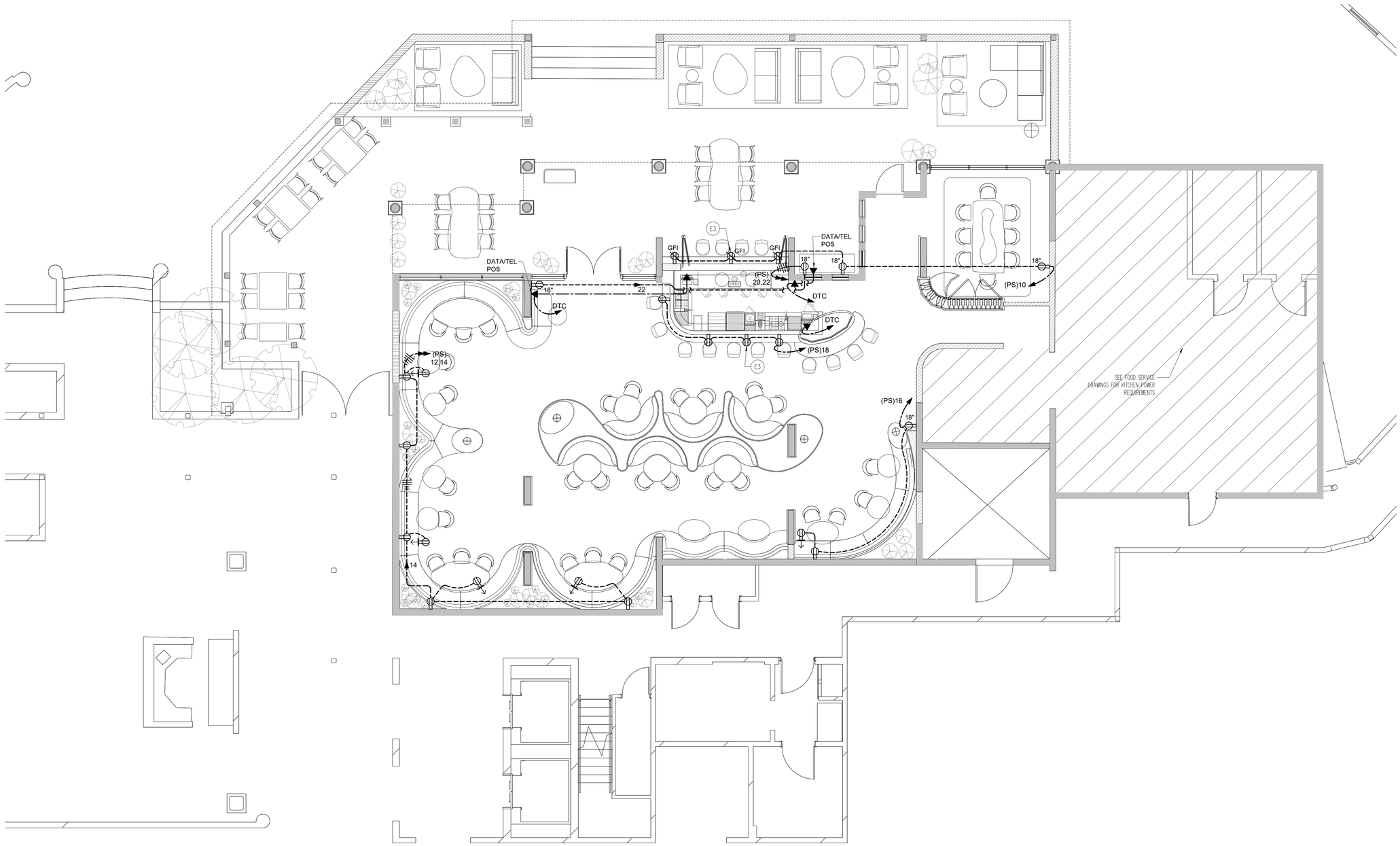

4A POWER DATA LOCATION PLAN

SCALE: 3/16"=1'-0"

ADVANCE PRINT

DATE: March 11, 2022.

JRR JUAN R. REQUENA & ASSOCIATES
ELECTRICAL ENGINEERS
P. O. BOX 1587 HATO REY, PUERTO RICO 00919

designed: A.LAZARO lic.: 11483

draftman: C.SANTIAGO lic.: 0388

This drawing is not authorized to be released for contract until fully approved by Architect, Owner and all corresponding Government Agencies including P.R.E.P.A. and Telephone Company.

EL CONQUISTADOR

STINGRAY RESTAURANT

1000 Avenida El Conquistador
Fajardo, 00738, Puerto Rico

State of Florida Architect of Record
Malcolm Berg, AIA
License No. AR94424

Seal

EoA

ARCHITECTURE | INTERIORS | BRANDING | MASTER PLANNING | LANDSCAPE
1929 PONCE DE LEON BLVD. CORAL GABLES, FL 33134 | 305.444.0990

©EoA, Inc. 2021

No.	Issue	Date
△		
△		
△		
△		
△		
△		
△		
△		

Drawn by	Reviewed by
EoA	EoA

ELECTRICAL POWER PLAN

E-1.1

Project No. EL CONQUISTADOR

ELECTRICAL CONNECTIONS SCHEDULE

NUMBER	CONNECTION	SERVICE TO	ITEM NO.	RATING	VOLT	PHASE	LOCATION	A.F.F.	REMARKS
E1	DUPLEX	S/S DRY STORAGE CABINET	SR3	1.3 A	120	1	DIE	18"	-
E2	DUPLEX	EDP/POS PRINTER	SR4	10.0 A	120	1	DIE	18"	-
E3	E.C. TO PROVIDE EMPTY CONDUIT W/JUNCTION BOX FOR OWNER SUPPLIED EDP/POS SYSTEM & PRINTER. VERIFY REQUIREMENTS & LOCATIONS W/OWNER/OPERATOR EDP/POS PLANS.								
E4	DUPLEX	EDP/POS REGISTER	SR5	10.0 A	120	1	DIE	18"	-
E5	DUPLEX	AMBIENT CARBONATOR	SR8	15.0 A	120	1	DIE	18"	-
E6	DUPLEX	UNDERBAR TASK LIGHT	SR9/SR16	15.0 A	120	1	DIE	18"	-
E7	JB/DUPLEX	BAR BLENDER	SR11	1.0 HP	120	1	DIE	18"	E.C. TO BRANCH TO CONNECTION AS REQUIRED
E8	JUNCT. BOX	GLASSWASHER	SR14	60. A	208	1	DIE	18"	E.C. TO BRANCH TO CONNECTION AS REQUIRED
E9	DUPLEX	BACKBAR REFRIGERATOR	SR21	3.7 A	120	1	DIE	18"	REMOTE COMPRESSOR
E10	DUPLEX	BACKBAR FREEZEZER	SR27	1.3 A	120	1	DIE	18"	REMOTE COMPRESSOR

ELECTRICAL NOTES

ELECTRICAL SYSTEM IS DESIGNED FOR 120/208 VOLT, 3 PHASE, 60 HERTZ SYSTEM.

ALL DIMENSIONS SHOWN ARE FROM FINISHED WALLS, FLOORS, CEILINGS AND/OR FROM CENTERLINE OF STRUCTURAL COLUMNS. DIMENSIONS ARE TO BE VERIFIED BY THE KITCHEN EQUIPMENT CONTRACTOR AND ALL TRADES UTILIZING THESE PLANS.

ANY "HOLD" DIMENSIONS ARE CLEAR "FINISH-TO-FINISH" UNLESS OTHERWISE NOTED.

UTILITIES SHOWN ARE FOR ITEMS FOR FOOD SERVICE EQUIPMENT ONLY AND ARE THE MINIMUM REQUIRED TO OPERATE EQUIPMENT. LOCATIONS OF ANY ADDITIONAL ELECTRICAL UTILITIES (CONVENIENCE RECEPTACLES, TELEPHONE JACKS, INTERCOM JACKS, ETC.) WHICH MAY BE REQUIRED SHALL BE DETERMINED BY THE ARCHITECT/ ENGINEER.

ELECTRICAL PLAN SHOWS OUTLETS AND CONNECTION WITH CAPACITIES. FOR ACTUAL ROUGH-IN LOCATIONS, REFER TO DIMENSIONED DRAWINGS PROVIDED BY KITCHEN EQUIPMENT CONTRACTOR.

FINAL ELECTRICAL CONNECTIONS INCLUDING WIRING FROM POINT-OF CONNECTION ON EQUIPMENT TO BUILDING ELECTRICAL SYSTEM AND INTERCONNECTIONS BETWEEEN EQUIPMENT COMPONENTS SHALL BE PROVIDED BY ELECTRICAL CONTRACTOR.

ALL ELECTRICAL MATERIALS, INCLUDING WIRE, CONDUIT, OVERLOAD PROTECTION, MAIN SWITCHES, SAFETY CUT-OUTS, FUSE BOXES, SHUNT-STRIP BREAKERS, DISCONNECT SWITCHES AND CONTROLS SHALL BE PROVIDED BY ELECTRICAL CONTRACTOR.

UTILITIES SHALL BE CONCEALED IN WALLS AND STUBBED-OUT OF WALLS. WIRING STUBBED OUT OF FLOOR AND RUN EXPOSED ON THE FACE OF THE WALL SHALL NOT BE ACCEPTABLE.

ELECTRICAL COMPONENTS, INCLUDING MAIN SWITCHES, FUSE BOXES, TERMINAL PANELS, DISCONNECT SWITCHES CONDUIT AND CONNECTIONS SHALL NOT INTERFERE IN ANY WAY WITH THE OPERATION OF ITEMS OF FOODSERVICE EQUIPMENT.

AMPERAGES INDICATED ARE TOTAL FOR EACH UNIT AND NOT IN ADDITION TO ANY HP AND/OR KW RATINGS SHOWN.

WHERE CALLED FOR, KITCHEN EQUIPMENT CONTRACTOR SHALL FURNISH CORDS AND PLUGS FOR INSTALLATION BY ELECTRICAL CONTRACTOR. NEMA NUMBERS SHOWN INDICATE THE CAP CONFIGURATION TO BE PROVIDED FOR THE EQUIPMENT. ANY DIRECT CONNECTIONS SHALL BE PROVIDED BY ELECTRICAL CONTRACTOR.

ALL LIGHT FIXTURES IN FOOD STORAGE, PREPARATION, SERVICE OR DISPLAY FACILITIES, AS WELL AS UTENSIL CLEANING AND STORAGE AREAS SHALL HAVE SHIELDING OVER BULBS.

FIRE PROTECTION SYSTEM REMOTE CABLE PULL BOX SHALL BE RECESS MOUNTED OCTAGONAL J-BOX WITH SCREW HOLES AT 2- AND 8'-0" CLOCK WITH 1/2" EMT CONDUIT OUT OF TOP, CONCEALED IN WALL TO 6" ABOVE FINISHED CEILING, BY ELECTRICAL CONTRACTOR.

ELECTRICAL CONTRACTOR SHALL PROVIDE AN EMPTY CONDUIT BETWEEN WASTE PULPING UNIT AND WASTE EXTRACTOR UNIT FOR LOW VOLTAGE CONTROL WIRING.

ELECTRICAL CONTRACTOR SHALL PROVIDE EMPTY CONDUIT WITH J-BOXES FOR INSTALLATION OF OWNER SUPPLIED CASH REGISTER SYSTEM. VERIFY EXACT REQUIREMENTS WITH EQUIPMENT SUPPLIER.

ELECTRICAL CONTRACTOR SHALL PROVIDE COMPUTER GRADE, ISOLATED GROUND ELECTRICAL SERVICE FOR ELECTRICAL CASH REGISTER EQUIPMENT. VERIFY EXACT REQUIREMENTS WITH EQUIPMENT SUPPLIES.

ELECTRICAL RECEPTACLES SHALL BE INSTALLED WITH THEIR LONG DIMENSION RUN HORIZONTALLY, ALL 120/1 SINGLE AND DOUBLE RECEPTACLES TO BE PROVIDED AS GFI PROTECTED.

ELECTRICAL CONTRACTOR SHALL PROVIDE EMPTY CONDUIT RACEWAY SYSTEM, FOR REMOTE REFRIGERATION LINES AS INDICATED ON REFRIGERATION PLAN AND DETAILS. CONDUIT SHALL HAVE 24" MINIMUM RADIUS BENDS.

ELECTRICAL CONTRACTOR SHALL PROVIDE CONDUIT AND POWER AND CONTROL WIRING BETWEEN REMOTE LOW TEMPERATURE EVAPORATORS AND REMOTE COMPRESSOR RACK. REFER TO DRAWINGS FOR DETAILS.

ALL DRAWINGS WRITTEN SPECIFICATIONS AND DETAILS APPEARING HEREIN CONSTITUTE THE ORIGINAL AND UNPUBLISHED WORK OF INMAN FOODSERVICES GROUP - LLC, AND MAY NOT BE DUPLICATED, USED, OR DISCLOSED WITHOUT THE EXPRESS WRITTEN CONSENT OF INMAN FOODSERVICES GROUP - LLC.

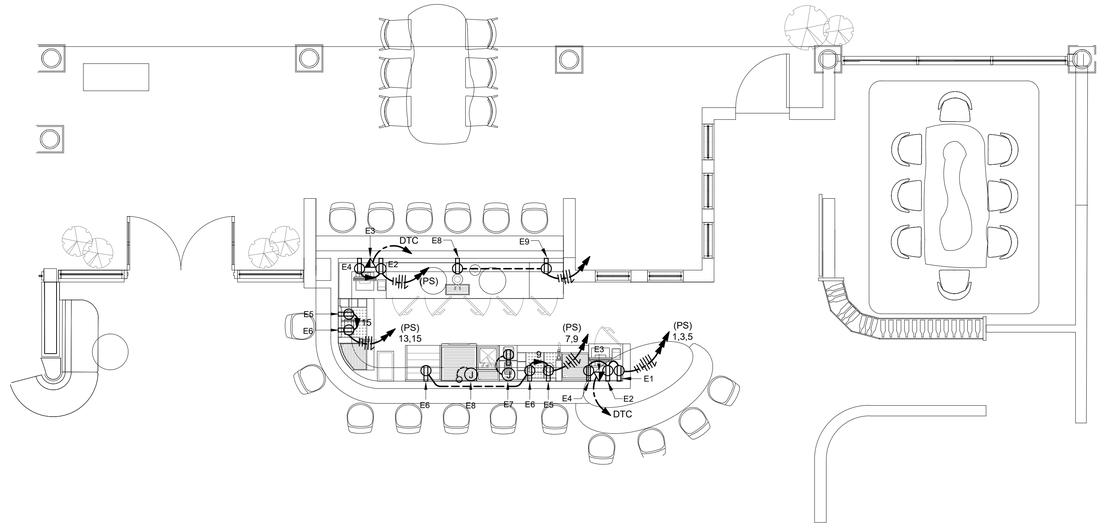

POWER PLAN
SCALE: ¼"=1'-0"

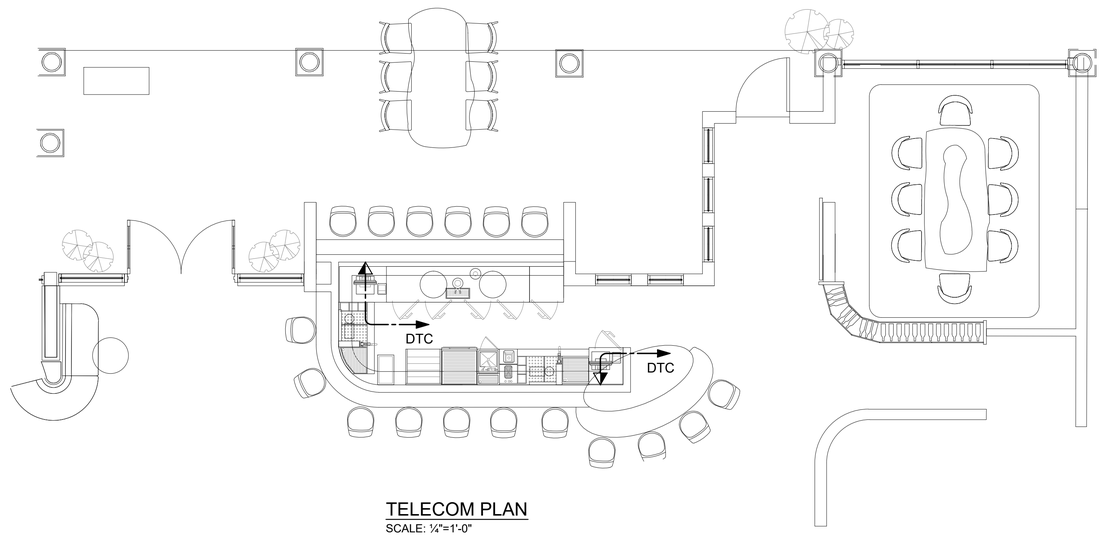

TELECOM PLAN
SCALE: ¼"=1'-0"

ADVANCE PRINT
DATE: March 11, 2022.

JUAN R. REDUCINDO & ASOCIADOS
C O N S U L T I N G E N G I N E E R S
P. O. BOX 1640 HATO REY, PUERTO RICO 00919

designed: A.LAZARO lic.: 11483
draftman: C.SANTIAGO lic.: 0388

This drawing is not authorized to be released for contract until fully approved by Architect, Owner and all corresponding Government Agencies including P.R.E.P.A. and Telephone Company.

EL CONQUISTADOR
STINGRAY RESTAURANT
1000 Avenida El Conquistador
Fajardo, 00738, Puerto Rico

State of Florida Architect of Record
Malcolm Berg, AIA
License No. AR94424

Seal

EoA
ARCHITECTURE | INTERIORS | BRANDING | MASTER PLANNING | LANDSCAPE
1629 PONCE DE LEON BLVD. CORAL GABLES, FL 33134 | 305.444.0880

©EoA, Inc. 2021

No.	Issue	Date
	DD PROGRESS SET	02/11/2022
	DD PROGRESS SET	03/08/2022

Drawn by	Reviewed by
CMK	CMK

BAR
ELECTRICAL PLAN

E-1.2

Project No. EL CONQUISTADOR

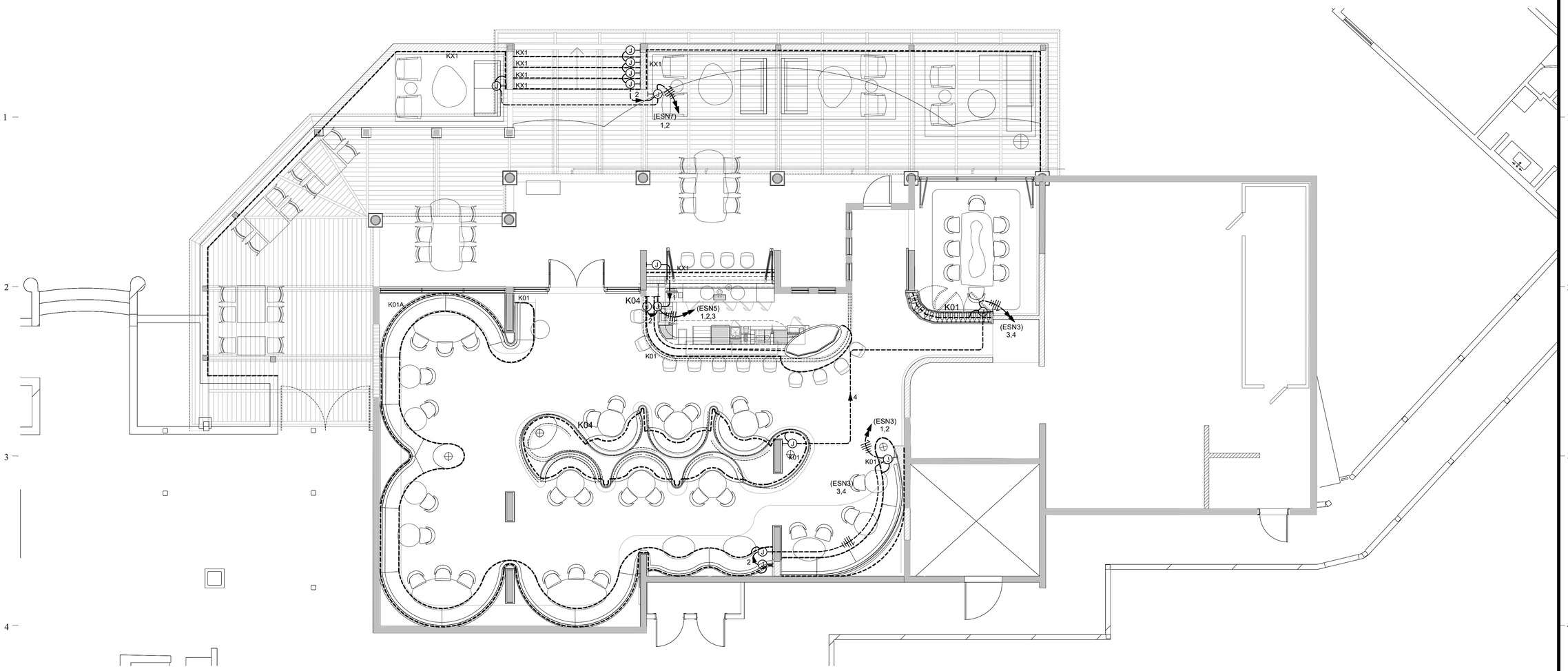

1A MILLWORK / INGEGRATED LIGHTING PLAN

SCALE: 3/16"=1'-0"

ADVANCE PRINT

DATE: March 11, 2022.

JRR JUAN R. REQUENA & ASSOCIATES ELECTRICAL ENGINEERS P. O. BOX 1587 HATO REY, PUERTO RICO 00919

designed: A.LAZARO lic.: 11483

draftman: C.SANTIAGO lic.: 0388

This drawing is not authorized to be released for contract until fully approved by Architect, Owner and all corresponding Government Agencies including P.R.E.P.A. and Telephone Company.

EL CONQUISTADOR

STINGRAY RESTAURANT

1000 Avenida El Conquistador

Fajardo, 00738, Puerto Rico

State of Florida Architect of Record
Malcolm Berg, AIA
License No. AR94424

Seal

EoA

ARCHITECTURE | INTERIORS | BRANDING | MASTER PLANNING | LANDSCAPE

1929 PONCE DE LEON BLVD. CORAL GABLES, FL 33134 | 305.444.0990

©EoA, Inc. 2021

No.	Issue	Date
1	DD PROGRESS SET	02/11/2022
2	DD PROGRESS SET	03/08/2022

Drawn by	Reviewed by
CMK	CMK

LIGHTING PLAN
MILLWORK LIGHTS

E-2.1

Project No. EL CONQUISTADOR

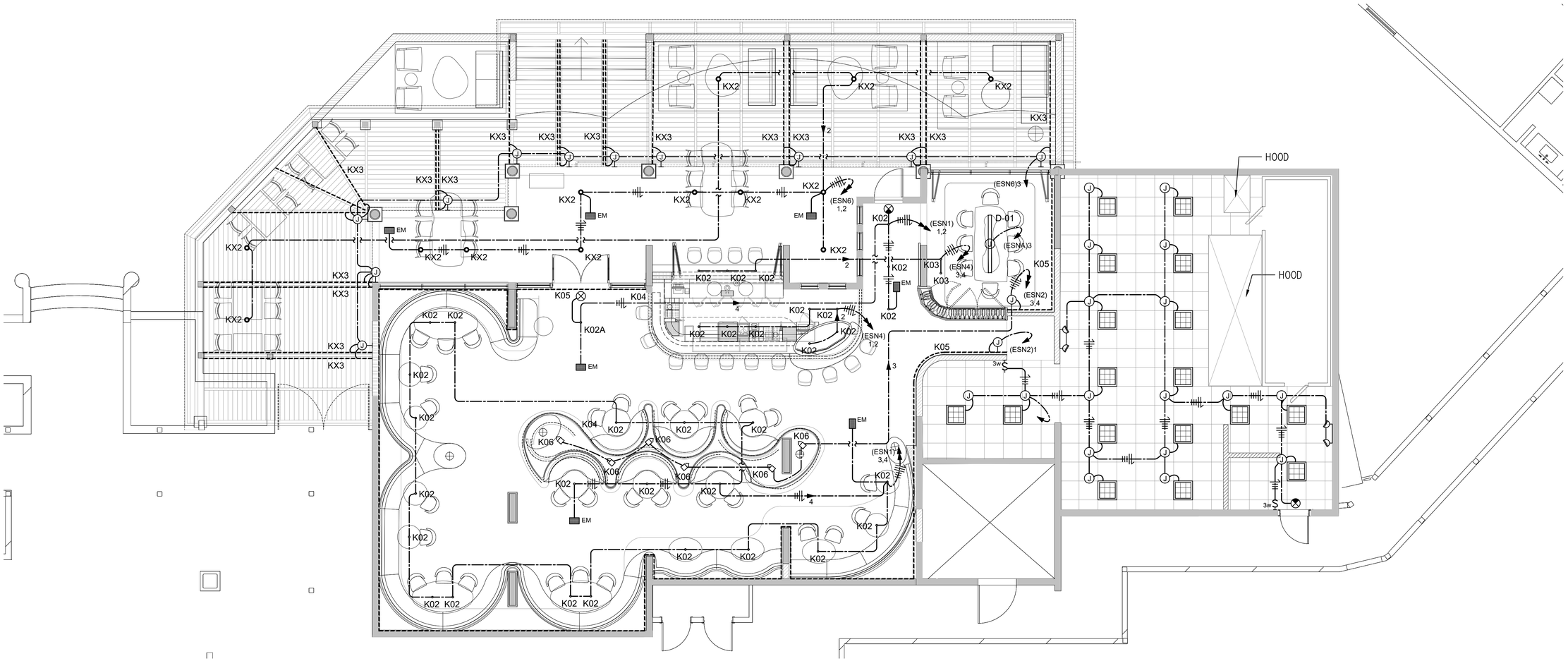

2A CEILING LIGHTING PLAN

SCALE: 1/8"=1'-0"

NOTES:

1-CONTRACTOR SHALL COORDINATE LIGHTING FIXTURES DIMMING PROTOCOL WITH DIMMING PANEL MODULES. PROVIDE & INSTALL ANY ADDITIONAL MODULES OR ACCESORIES NECESSARY FOR PROPER OPERATION.

2-CONTRACTOR TO INSTALL FROM DIMMING PANELS 2#12 AWG-600V CONDUCTORS TO EACH FIXTURE FOR 0-10V DIMMING CONTROL. EACH DIMMING CIRCUIT REQUIRES 2#12 TO CONTROLLED FIXTURES.

ADVANCE PRINT

DATE: March 11, 2022.

JRR
JUAN R. REQUENA & ASSOCIATES
ELECTRICAL ENGINEERS
P. O. BOX 1587 HATO REY, PUERTO RICO 00919

designed: A.LAZARO lic.: 11483

draftman: C.SANTIAGO lic.: 0388

This drawing is not authorized to be released for contract until fully approved by Architect, Owner and all corresponding Government Agencies including P.R.E.P.A. and Telephone Company.

EL CONQUISTADOR

STINGRAY RESTAURANT

1000 Avenida El Conquistador
Fajardo, 00738, Puerto Rico

State of Florida Architect of Record
Malcolm Berg, AIA
License No. AR94424

Seal

EoA
ARCHITECTURE | INTERIORS | BRANDING | MASTER PLANNING | LANDSCAPE
1929 PONCE DE LEON BLVD. CORAL GABLES, FL 33134 | 305.444.0990

©EoA, Inc. 2021

No.	Issue	Date
1	DD PROGRESS SET	02/11/2022
2	DD PROGRESS SET	03/08/2022

Drawn by	Reviewed by
CMK	CMK

LIGHTING PLAN
CEILING LIGHTS

E-2.2

Project No. EL CONQUISTADOR

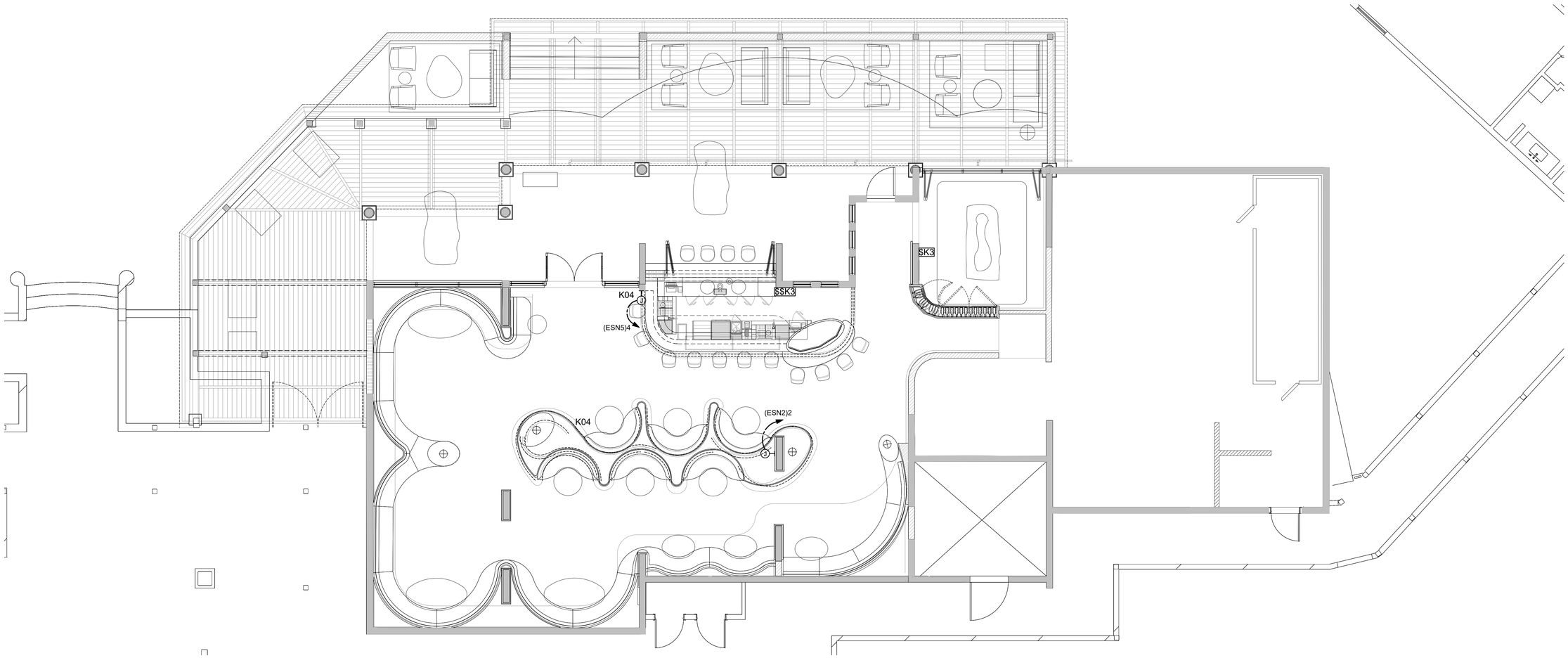

3A SPECIAL LIGHTING PLAN

SCALE: 1/8"=1'-0"

ADVANCE PRINT

DATE: March 11, 2022.

JRR
JUAN R. REQUENA & ASSOCIATES
ELECTRICAL ENGINEERS
P. O. BOX 1587 WATO REY, PUERTO RICO 00919

designed: A.LAZARO lic.: 11483

draftman: C.SANTIAGO lic.: 0388

This drawing is not authorized to be released for contract until fully approved by Architect, Owner and all corresponding Government Agencies including P.R.E.P.A. and Telephone Company.

EL CONQUISTADOR

STINGRAY RESTAURANT
1000 Avenida El Conquistador
Fajardo, 00738, Puerto Rico

State of Florida Architect of Record
Malcolm Berg, AIA
License No. AR94424

Seal

EoA
ARCHITECTURE | INTERIORS | BRANDING | MASTER PLANNING | LANDSCAPE
1929 PONCE DE LEON BLVD. CORAL GABLES, FL 33134 | 305.444.0990

©EoA, Inc. 2021

No.	Issue	Date
1	DD PROGRESS SET	02/11/2022
2	DD PROGRESS SET	03/08/2022

Drawn by	Reviewed by
CMK	CMK

LIGHTING PLAN
SPECIAL LIGHTING

E-2.3

Project No. EL CONQUISTADOR

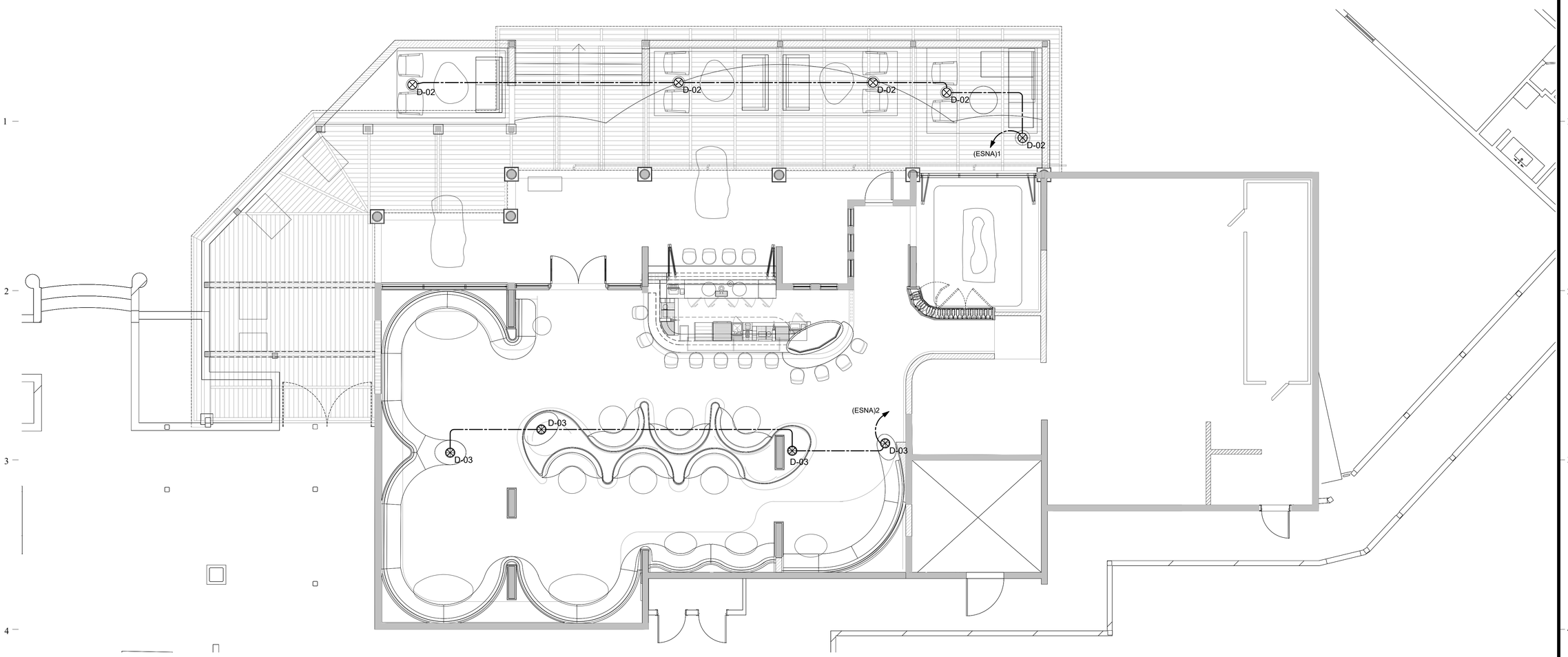

4A TALBE LEMP LIGHTING PLAN

SCALE: 1/8"=1'-0"

ADVANCE PRINT

DATE: March 11, 2022.

JRR
JUAN R. REQUENA & ASSOCIATES
ELECTRICAL ENGINEERS
P. O. BOX 1587 PUERTO RICO 00919

designed: A.LAZARO lic.: 11483

draftman: C.SANTIAGO lic.: 0388

This drawing is not authorized to be released for contract until fully approved by Architect, Owner and all corresponding Government Agencies including P.R.E.P.A. and Telephone Company.

EL CONQUISTADOR

STINGRAY RESTAURANT
1000 Avenida El Conquistador
Fajardo, 00738, Puerto Rico

State of Florida Architect of Record
Malcolm Berg, AIA
License No. AR94424

Seal

EoA
ARCHITECTURE | INTERIORS | BRANDING | MASTER PLANNING | LANDSCAPE
1929 PONCE DE LEON BLVD. CORAL GABLES, FL 33134 | 305.444.0980

©EoA, Inc. 2021

No.	Issue	Date
1	DD PROGRESS SET	02/11/2022
2	DD PROGRESS SET	03/08/2022

Drawn by	Reviewed by
CMK	CMK

LIGHTING PLAN
TABLE LAMP

E-2.4

Project No. EL CONQUISTADOR

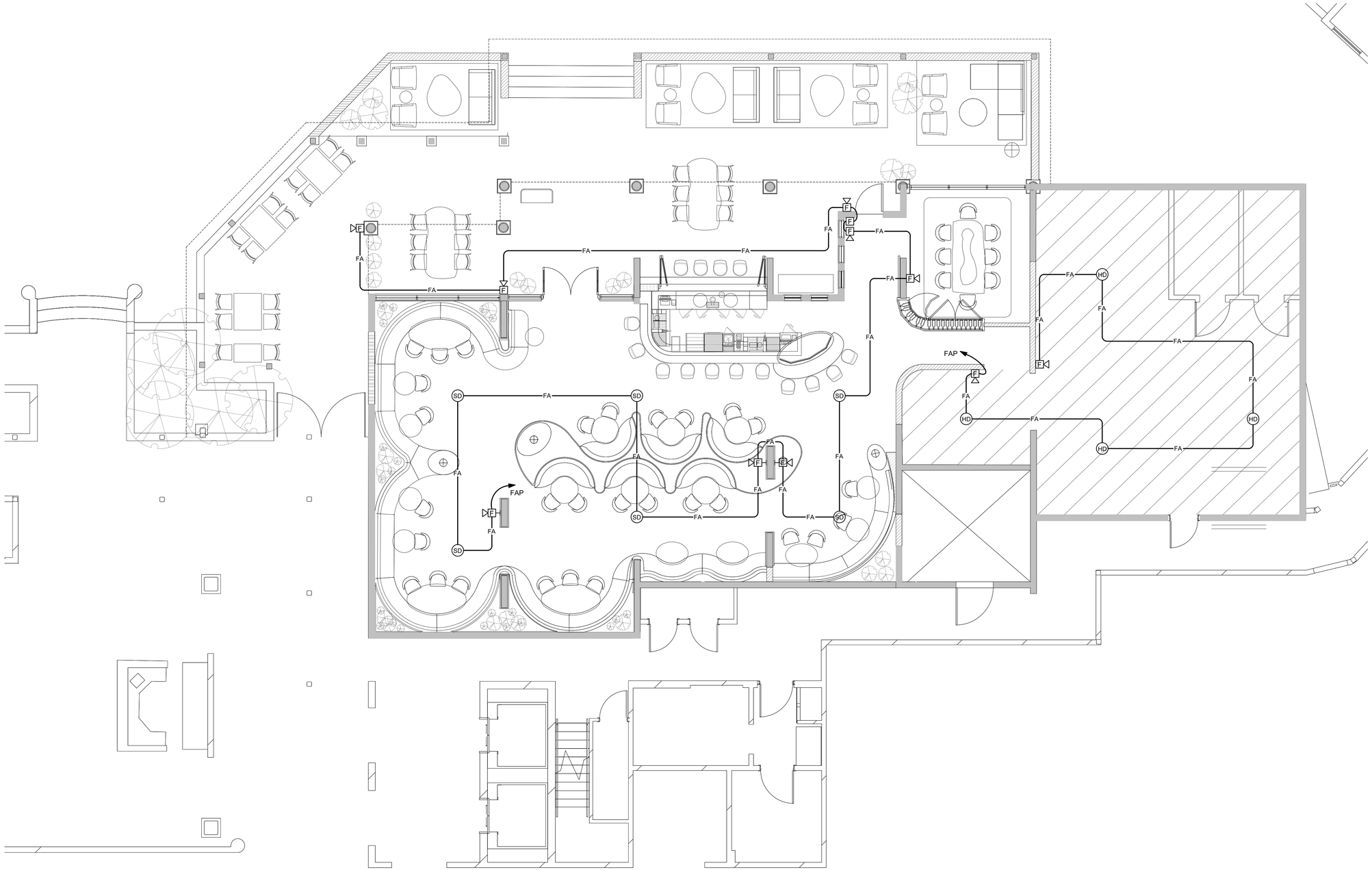

4A FURNITURE FLOOR PLAN

SCALE: 1/8"=1'-0"

ADVANCE PRINT

DATE: March 11, 2022.

JRR
JUAN R. REQUENA & ASSOCIATES
ELECTRICAL ENGINEERS
P. O. BOX 1587 MAYO, PUERTO RICO 00919

designed: A.LAZARO lic.: 11483

draftman: C.SANTIAGO lic.: 0388

This drawing is not authorized to be released for contract until fully approved by Architect, Owner and all corresponding Government Agencies including P.R.E.P.A. and Telephone Company.

EL CONQUISTADOR

STINGRAY RESTAURANT

1000 Avenida El Conquistador

Fajardo, 00738, Puerto Rico

State of Florida Architect of Record
Malcolm Berg, AIA
License No. AR94424

Seal

EoA

ARCHITECTURE | INTERIORS | BRANDING | MASTER PLANNING | LANDSCAPE

1929 PONCE DE LEON BLVD. CORAL GABLES, FL 33134 | 305.444.0990

©EoA, Inc. 2021

No.	Issue	Date

Drawn by	Reviewed by
EoA	EoA

FIRE ALARM PLAN

E-3.1

Project No. EL CONQUISTADOR

LIGHTING PANELS

PANEL	CKT NO.	CONTROL ZONE	LOCATION	FIXTURE DESCRIPTION	FIXTURE TYPE	LEVEL	LOAD TYPE	DIM	BKR TYPE	NON DIM	LOAD WATTS	TOTAL WATTS
ESN1	1	R-1	RESTAURANT INTERIOR	RECESSED DOWNLIGHT	3(K02)		LED 0-10V	X			26	90
	2	R-2	RESTAURANT INTERIOR	RECESSED DOWNLIGHT	1(K02A)		LED 0-10V	X			26	30
	3	R-3	RESTAURANT INTERIOR	RECESSED DOWNLIGHT	15(K02)		LED 0-10V	X			26	180
	4	R-4	RESTAURANT INTERIOR	RECESSED DOWNLIGHT	6(K02)		LED 0-10V	X			26	450
ESN2	1	R-5	RESTAURANT INTERIOR	LINEAR PERIMETER GRAZER	(K05)		LED 0-10V	X			6W/lf.	1288
	2	R-6	RESTAURANT INTERIOR	LINEAR SIDE BEND GRAZER	(K04)		LED 0-10V	X			6.7W/lf.	672
	3	R-11	RESTAURANT INTERIOR	SURFACE MOUNTED PROJECTOR	6(K06)		LED 0-10V	X			36	246
	4	PD-2	PRIVATE DINING	LINEAR PERIMETER GRAZER	(K05)		LED 0-10V	X			6W/lf.	133
ESN3	1	R-7	RESTAURANT INTERIOR	LINEAR SIDE BEND TOE KICK	(K01)		LED 0-10V	X			10W/lf.	1596
	2	R-8	RESTAURANT INTERIOR	LINEAR SIDE BEND TOE KICK	(K01A)		LED 0-10V	X			10W/lf.	1260
	3	R-9	RESTAURANT INTERIOR	LINEAR SIDE BEND TOE KICK	(K01)		LED 0-10V	X			10W/lf.	1476
	4	R-10	RESTAURANT INTERIOR		(K01)		LED 0-10V	X			10W/lf.	120
ESN4	1	B-1	BAR	RECESSED DOWNLIGHT	5(K02)		LED 0-10V	X			26	150
	2	B-2	BAR	RECESSED DOWNLIGHT	2(K02)		LED 0-10V	X			26	60
	3	BX-1	BAR EXTERIOR	RECESSED DOWNLIGHT	3(K02)		LED 0-10V	X			26	90
	4	PD-3	PRIVATE DINING		2(K03)		LED 0-10V	X			26	60
ESN5	1	BX-2	BAR EXTERIOR	EXTERIOR SURFACE STAIR NOSE	(KX1)		LED 0-10V	X			3W/lf.	42
	2	B-5	BAR	LINEAR SIDE BEND TOE KICK	(K01)		LED 0-10V	X			10W/lf.	264
	3	B-4	BAR	LINEAR SIDE BEND TOE KICK	(K01)		LED 0-10V	X			10W/lf.	768
	4	B-3	BAR	LINEAR SIDE BEND GRAZER	(K04)		LED 0-10V	X			6.7W/lf.	400
ESN6	1	RX-1	RESTAURANT EXTERIOR	SURFACE CYLINDER	8(KX2)		LED 0-10V	X			33	304
	2	RX-2	RESTAURANT EXTERIOR	SURFACE CYLINDER	5(KX2)		LED 0-10V	X			33	190
	3	RX-3	RESTAURANT EXTERIOR	SURFACE STRIP	(KX3)		LED 0-10V	X			4.8W/lf.	1602
	4		SPARE									
ESN7	1	RX-4	RESTAURANT EXTERIOR	EXTERIOR SURFACE STAIR NOSE	(KX1)		LED 0-10V	X			3W/lf.	381
	2	RX-5	RESTAURANT EXTERIOR	EXTERIOR SURFACE STAIR NOSE	(KX1)		LED 0-10V	X			3W/lf.	168
	3		SPARE									
	4		SPARE									
ESNA	1	RX-6	RESTAURANT EXTERIOR		5(DO2)		LED REV	X				145
	2	RX-2	RESTAURANT EXTERIOR		4(DO3)		GRX-TVI			X		8
	3	DP-1	PRIVATE DINING ROOM				LED REV					47
	4		SPARE									

PANELBOARD SCHEDULE

PANEL DESCRIPTION: PS — LOCATION: KITCHEN
VOLTS: 120/208V-3PH-4W — AMPS: 225
MOUNTING: SURFACE — I.C.: 10,000
PANEL TYPE: G.E. — REMARKS: -

LOAD DESCRIPTION	FRAME	TRIP	CKT. NO.	CKT. NO.	TRIP	FRAME	LOAD DESCRIPTION
E1 DRY STORAGE CAB. 1.3A		20	1	2	80		GLASSWASHER, 60A E8
E2 EDP/POS PRINTER, 10A		20	3	4			
E4 EDP/POS PRINTER, 10A		20	5	6	20		BACKBAR REFRIG, 3.7A E9
E5 AMBIENT CARBONATOR, 15A		20	7	8	20		BACKBAR FREEZZERG, 1.3A E10
E6 UNDERBAR TASK LIGHT		20	9	10	20		RECEPTACLES
E7 BAR BLENDER		30	11	12	30		RECEPTACLES
E5 AMBIENT CARBONATOR, 15A		20	13	14	20		RECEPTACLES
E6 UNDERBAR TASK LIGHT		20	15	16	20		RECEPTACLES
SPARE		20	17	18	20		RECEPTACLES
SPARE		20	19	20	20		POS STATION
SPARE		20	21	22	20		POS STATION
SPARE		20	23	24	20		SPARE
SPARE		20	25	26	20		SPARE
SPARE		20	27	28	20		SPARE
SPARE		20	29	30	20		SPARE
SPARE		20	31	32	20		SPARE
SPARE		20	33	34	20		SPARE
SPARE		20	35	36	20		SPARE
SPARE		20	37	38	20		SPARE
SPARE		20	39	40	20		SPARE
SPARE		20	41	42	20		SPARE

PANELBOARD SCHEDULE

PANEL DESCRIPTION: - — LOCATION: KITCHEN
VOLTS: 120/208V-3PH-4W — AMPS: 225
MOUNTING: SURFACE — I.C.: 10,000
PANEL TYPE: G.E. — REMARKS: -

LOAD DESCRIPTION	FRAME	TRIP	CKT. NO.	CKT. NO.	TRIP	FRAME	LOAD DESCRIPTION
			1	2			
			3	4			
			5	6			
			7	8			
			9	10			
			11	12			
			13	14			
			15	16			
			17	18			
			19	20			
			21	22			
			23	24			
			25	26			
			27	28			
			29	30			
			31	32			
			33	34			
			35	36			
			37	38			
			39	40			
			41	42			

ADVANCE PRINT
DATE: March 11, 2022.

JUAN R. REQUENA & ASSOCIATES
CONSULTING ENGINEERS
P. O. BOX 1987 SAN ANTONIO, PUERTO RICO 00619

designed: A.LAZARO lic.: 11483
draftman: C.SANTIAGO lic.: 0388

This drawing is not authorized to be released for contract until fully approved by Architect, Owner and all corresponding Government Agencies including P.R.E.P.A. and Telephone Company.

EL CONQUISTADOR
STINGRAY RESTAURANT
1000 Avenida El Conquistador
Fajardo, 00738, Puerto Rico

State of Florida Architect of Record
Malcolm Berg, AIA
License No. AR94424

Seal

EoA
ARCHITECTURE | INTERIORS | BRANDING | MASTER PLANNING | LANDSCAPE
1929 PONCE DE LEON BLVD. CORAL GABLES, FL 33134 | 305.444.0880

©EoA, Inc. 2021

No.	Issue	Date

Drawn by	Reviewed by
EoA	EoA

ELECTRICAL SCHEDULES

E-4.1

Project No. EL CONQUISTADOR

NOTES ON WIRING
QS CONTROL LINK
THE QS CONTROL LINK HAS A FREE WIRING TOPOLOGY (DAISY CHAIN, T-TAP, ETC). THE SYSTEM WIRING ILLUSTRATED BY THIS DRAWING HAS BEEN LAID OUT TO ENSURE APPROPRIATE POWER TO EACH DEVICE. IF FOR ANY REASON THE SYSTEM IS TO BE WIRED DIFFERENTLY THAN WHAT IS SHOWN, PLEASE CONFIRM ALL DEVICE POWER REQUIREMENTS ARE MET (PLEASE REFER TO "QS LINK POWER REQUIREMENTS" FOR INDIVIDUAL DEVICE POWER REQUIREMENTS).
FOR QS CONTROL WIRE LENGTHS TOTALING LESS THAN 500 FT (153 M), USE LUTRON CABLE GRX-CBL-346S (4 CONDUCTOR NON-PLENUM), OR GRX-PCBL-346S (4 CONDUCTOR PLENUM). OTHERWISE USE 2 #18 AWG (1.0 SQ MM) + 2 #22 AWG (0.5 SQ MM) TWISTED AND SHIELDED OR EQUIVALENT (BELDEN #9461). FOR QS CONTROL WIRE LENGTHS TOTALING UP TO 2,000 FT, USE GRX-CBL-46L (4 CONDUCTOR NON-PLENUM) OR GRX-PCBL-46L (4 CONDUCTOR PLENUM). TOTAL QS CONTROL WIRE LENGTH MUST NOT EXCEED 2,000 FT (600 M).

QS LINK POWER REQUIREMENTS

DEVICE	PDUS
QS DEVICES THAT SUPPLY PDU	
DIN RAIL POWER SUPPLY	+75
MYROOM DIN RAIL POWER SUPPLY	+30
QS PLUG-IN POWER SUPPLY, QS J-BOX POWER SUPPLY	+8
ENERGI SAVR NODE WITH ECOSYSTEM, ENERGI SAVR NODE WITH DALI, ENERGI SAVR NODE WITH T-SERIES TUNABLE-WHITE	+30
ENERGI SAVR NODE FOR 0–10 V, ENERGI SAVR NODE WITH SOFTSWITCH, ENERGI SAVR NODE FOR 0–10 V (DIN RAIL), ENERGI SAVR NODE WITH SOFTSWITCH (DIN RAIL)	+14
1 A MYROOM DIN RAIL POWER MODULE SWITCHING, 1 A MYROOM DIN RAIL POWER MODULE PHASE ADAPTIVE	+4
ENERGI SAVR NODE WITH DALI (DIN RAIL), ENERGI SAVR NODE WITH ECOSYSTEM (DIN RAIL)	+3
ENERGI SAVR NODE PHASE ADAPTIVE (DIN RAIL), QS MOTOR GROUP CONTROLLER (DIN RAIL), HOMEWORKS QS DIN RAIL POWER MODULES	0
GRAFIK EYE QS (ALL MODELS EXCEPT GRAFIK EYE QS DALI WITH KNX), QS TIMECLOCK	+3
QP2 QUANTUM LIGHTING HUB	LINK A : 0 LINKS B,C,D : +33 EACH
QP3 QUANTUM LIGHTING HUB	LINKS A,B : +33 EACH
TWO PROCESSOR LIGHTING HUB (QP5)	LINKS A,B,C,D : +33 EACH
SINGLE PROCESSOR LIGHTING HUB (QP5), 2-LINK PROCESSOR (QP-2L)	LINKS A,B : +33 EACH
1-LINK PROCESSOR LIGHTING HUB (QP6), 1-LINK PROCESSOR LIGHTING HUB (QP5), 1-LINK PROCESSOR (QP-1L)	LINKS A : +33 EACH
QS DEVICES THAT CONSUME PDU	
QS WALLSTATION (SEETOUCH, ARCHITRAVE, SIGNATURE SERIES, QS PICO, KEYSWITCH, SINGLE COLUMN PALLADIOM), QS SLIDER, GRAFIK T SLIDER, QS INFRARED (IR) EYE, WALLBOX INPUT CLOSURE INTERFACE	-1
QS NETWORK INTERFACE, QS DMX INTERFACE, ENERGI SAVR NODE PROGRAMMING INTERFACE, QS WALLSTATION (DOUBLE COLUMN PALLADIOM)	-2
QS SENSOR MODULE (QSM), NOT INCLUDING ATTACHED WIRED SENSORS (SEE SECTION BELOW FOR MORE INFORMATION), QS CONTACT CLOSURE INTERFACE, PALLADIOM ROOM THERMOSTAT	-3
GUESTROOM CONTROL UNIT	-8
SENSORS & DEVICES THAT CONSUME PDUS WHEN WIRED TO A QSM	
LUTRON DAYLIGHT SENSOR, LUTRON INFRARED (IR) RECEIVER, PICO WIRED CONTROLLER	-0.5
ECOSYSTEM WALLSTATION	-1
LOS C SERIES OCCUPANCY SENSOR, HIGH BAY OCCUPANCY SENSOR	-2

LUTRON SERVICES

QTY	SERVICE TITLE (MODEL NUMBER)	SERVICE DESCRIPTION
	THE QUANTITY OF SERVICES BELOW ARE TO BE INCLUDED AS PART OF THIS PROJECT'S SCOPE OF WORK AND SPECIFIED INTO THE WRITTEN SPEC DOCUMENTS	
	PRE-STARTUP ELECTIVE SERVICES	
	REMOTE PRE-WIRE SESSION (LSC-PREWIRE-RMTE)	A REMOTE SESSION WHERE THE LUTRON FIELD SERVICE ENGINEER REVIEWS THE LUTRON SUBMITTAL PACKAGE (PARTICULARLY THE ONE LINE AND DEVICE SPECIFICATIONS) WITH THE ELECTRICAL CONTRACTOR, ANSWERS QUESTIONS, AND REVIEWS THE CONSTRUCTION TIMELINE ALONG WITH BEST PRACTICES FOR INSTALLATION. THIS SESSION IS DELIVERED USING A VIRTUAL SCREEN SHARING PLATFORM AND SHOULD NOT EXCEED 4-HOURS.
	ONSITE PRE-WIRE VISIT (LSC-PREWIRE-ONST)	AN ONSITE VISIT WHERE THE LUTRON FIELD SERVICE ENGINEER REVIEWS THE LUTRON SUBMITTAL PACKAGE (PARTICULARLY THE ONE LINE AND DEVICE SPECIFICATIONS) WITH THE ELECTRICAL CONTRACTOR, ANSWERS QUESTIONS, AND REVIEWS THE CONSTRUCTION TIMELINE ALONG WITH BEST PRACTICES FOR INSTALLATION.
	POST-WIRE TERMINATION VISIT (LSC-POSTWIRE-VST)	AN ON-SITE WALK THROUGH BY A LUTRON FIELD SERVICE ENGINEER WITH THE ELECTRICAL CONTRACTOR TO CONFIRM THE PROCESSORS ARE ONLINE, THE DEVICES ARE INSTALLED AND WIRED PROPERLY, AND THE SYSTEM IS COMMUNICATING EFFICIENTLY PRIOR TO LUTRON RETURNING TO SITE FOR THE PHYSICAL STARTUP OF THE SYSTEM. THIS VISIT IS INTENDED AS A HIGH LEVEL VERIFICATION/CONFIRMATION THAT THE LUTRON EQUIPMENT IS WIRED AND POWERED; IT DOES NOT INCLUDE WIRING TROUBLESHOOTING, OR VALIDATION THAT THE ENTIRE SYSTEM WAS INSTALLED PER THE APPROVED SUBMITTAL. LUTRON WILL WORK TO CONFIRM OVERALL WIRING READINESS AND BASIC SYSTEM FUNCTIONALITY PRIOR TO START-UP AND WILL NOTE ANY DEFICIENCIES FOR THE ELECTRICAL CONTRACTOR. THE LUTRON SYSTEM MUST BE WIRED AND POWERED PRIOR TO THIS SITE VISIT.
	SYSTEM & NETWORK INTEGRATION CONSULTATION (LSC-INT-VISIT)	A CONSULTATIVE VISIT WITH THIRD PARTY INTEGRATORS TO CONFIRM THE SPECIFIED SEQUENCE OF OPERATION AND DISCUSS INTEGRATION PROCEDURES NEEDED IN ORDER TO INTEGRATE WITH THE LUTRON EQUIPMENT. THIS MAY INCLUDE ANY OF THE FOLLOWING THIRD PARTY SYSTEMS: BMS, BAS, IT, NON-LUTRON SHADES, BACNET, AV, OR ENERGY DASHBOARDS.
	STARTUP ELECTIVE SERVICES	
1	ONSITE SCENE & LEVEL TUNING (LSC-AF-VISIT)	AN ONSITE VISIT WITH THE SPECIFIER OR CUSTOMER REPRESENTATIVE TO REVIEW THE DESIGN INTENT, FINE-TUNE THE SCENE LEVEL PROGRAMMING, AND MAKE ADJUSTMENTS TO TIMECLOCKS.
	DYNAMIC WHITE PROGRAMMING PACKAGE (LSC-DWP-PKG)	A SPECIFIER DRIVEN PACKAGE WHICH INCLUDES ONE (1) POST WIRE TERMINATION VISIT (FOR WIRE VERIFICATION), TWO (2) VISITS TO PERFORM FINE TUNING OF FIXTURES AND PROGRAMMING ADJUSTMENTS PER THE DIRECTION OF A LIGHTING DESIGNER AND/OR A PRE-DETERMINED SEQUENCE OF OPERATIONS PROVIDED BY THE SPECIFIER. THE FIRST FINE-TUNING VISIT IS DURING NORMAL BUSINESS HOURS AND THE SECOND VISIT IS AN AFTER HOUR SITE VISIT. ALSO INCLUDED IN THIS PACKAGE IS A TWO-HOUR REMOTE SESSION FOR MINOR ADJUSTMENTS. REMOTE NETWORK ACCESS IS REQUIRED FOR THE REMOTE TWO HOUR SESSION AND THE SYSTEM MUST BE ABLE TO CONNECT TO THE INTERNET.
	ONSITE PERFORMANCE-VERIFICATION WALKTHROUGH (LSC-WALK)	AN ONSITE WALKTHROUGH WITH FACILITY REPRESENTATIVES OR PROJECT COMMISSIONING AGENTS TO DEMONSTRATE THAT THE SYSTEM FUNCTIONALITY MEETS THE DESIGN INTENT. THIS MAY INCLUDE ANY OF THE FOLLOWING ONSITE ACTIVITIES – CONSULTATION/TRAINING DEMOS, FUNCTIONAL TESTING ASSISTANCE, OR INVENTORY OF LUTRON EQUIPMENT.
	AFTER HOURS STARTUP (LSC-AH-SU)	STARTUP PROVIDED BETWEEN THE HOURS OF 5:00PM – 7:00AM, MONDAY - FRIDAY. THIS SCOPE OF WORK DOES NOT INCLUDE HOLIDAY OR WEEKEND WORK. ADDITIONAL FEES MAY APPLY FOR WORK TO BE COMPLETED ON WEEKENDS (FRIDAY 5:00PM – MONDAY 7:00AM).
	POST-STARTUP ELECTIVE SERVICES	
	CUSTOMER SYSTEM ORIENTATION VISIT (LSC-CSO-VST)	AN ON-SITE VISIT WHERE THE LUTRON FIELD SERVICE ENGINEER COMES OUT 30-90 DAYS POST-OCCUPANCY TO GO OVER THE LUTRON SYSTEM COMPONENTS WITH THE SYSTEM USER AND PERFORMS A THOROUGH TRAINING. THE FIELD SERVICE ENGINEER WILL ENSURE THE SYSTEM USER KNOWS HOW TO NAVIGATE WITHIN THEIR SYSTEM AND MAKE APPROPRIATE ADJUSTMENTS. THEY WILL ALSO PROVIDE A LEAVE BEHIND SYSTEM OPTIMIZATION RECOMMENDATION REPORT.
	TRAINING VISIT (LSC-TRAINING-SP)	CUSTOMER-SITE SOLUTION TRAINING – THIS TRAINING VISIT IS PROVIDED BY A LUTRON SERVICES REPRESENTATIVE TO TEACH SYSTEM USERS HOW TO OPERATE AND MAINTAIN THE LIGHTING CONTROL SYSTEM. QUANTITY DICTATES THE NUMBER OF VISITS PURCHASED.
	PREVENTATIVE MAINTENANCE VISIT (LSC-SCHD-MAINT)	VISIT TO PERFORM PREVENTATIVE MAINTENANCE, MINOR REPROGRAMMING, AND CONDUCT SYSTEM TRAINING. THE LUTRON SERVICE REPRESENTATIVE WILL REVIEW SERVICE OPTIONS WITH THE END-USER PRIOR TO BEGINNING ANY WORK. THE END-USER WILL RECEIVE DOCUMENTATION THAT DESCRIBES THE WORK PERFORMED AND ANY RECOMMENDATIONS FOR FUTURE SERVICE. QUANTITY DICTATES THE NUMBER OF DAYS PURCHASED.
	ADDITIONAL DAY OF SERVICE (LSC-DAY-ADDL-CS)	ONSITE DAY OF SERVICE BY A LUTRON SERVICE REPRESENTATIVE.
	REMOTE SUPPLEMENTAL TRAINING (LSC-TRAIN-RMTE)	A SUPPLEMENTAL REMOTE TRAINING FOR SITE PERSONNEL. THIS SERVICE IS AVAILABLE FOR LUTRON QUANTUM AND ATHENA SYSTEMS. THIS TRAINING IS NOT TO EXCEED 4 HOURS. REMOTE NETWORK ACCESS IS REQUIRED FOR THIS VISIT AND THE SYSTEM MUST BE ABLE TO CONNECT TO THE INTERNET.
	REMOTE PROGRAMMING ASSISTANCE (LSC-PRG-AST-RMTE)	ONE 4-HOUR REMOTE PROGRAMMING ASSISTANCE SESSION TO MAKE PROGRAMMING ADJUSTMENTS PER THE DIRECTION OF A FACILITY MANAGER OR SPECIFIER. THIS SERVICE IS AVAILABLE FOR LUTRON QUANTUM AND ATHENA SYSTEMS. REMOTE NETWORK ACCESS IS REQUIRED FOR THIS VISIT AND THE SYSTEM MUST BE ABLE TO CONNECT TO THE INTERNET.
	MAINTENANCE & SUPPORT SERVICES	
1	ENHANCED SILVER (LSC-E8S)	YEARS 1-2 - 100% REPLACEMENT PARTS AND 100% LUTRON DIAGNOSTIC LABOR COVERAGE WITH A FIRST-AVAILABLE RESPONSE TIME; YEARS 3-5 - 50% PARTS ONLY COVERAGE; YEARS 6-8 - 25% PARTS ONLY COVERAGE.
	PLEASE GO TO WWW.LUTRON.COM/SERVICES FOR FURTHER INFORMATION.	

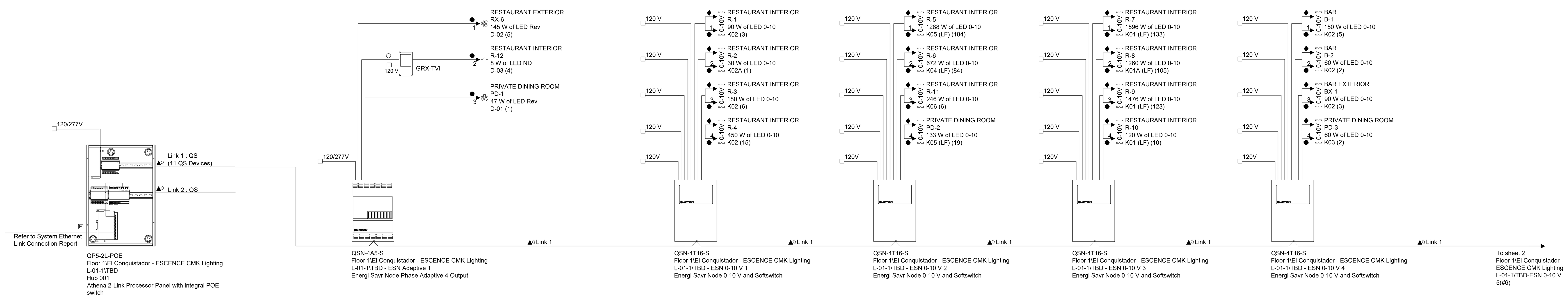

GENERATED BY: LUTRON DESIGNER VERSION 21.6.0.811.

ONE-LINE

WIRE LEGEND

- QS CONTROL LINK (CONNECT WIRES 1, 2, 3 AND 4)*
- QS CONTROL LINK (CONNECT WIRES 1, 3 AND 4. DO NOT CONNECT WIRE 2)*
- PANEL CONTROL LINK (CONNECT WIRES 1, 2, 3, 4 AND 5)*
- PANEL CONTROL LINK (CONNECT WIRES 1, 2, 3 AND 4. DO NOT CONNECT WIRE #5)*
- PANEL CONTROL LINK (CONNECT WIRES 1, 3, 4 AND 5. DO NOT CONNECT WIRE #2)*
- QS SIVOIA SHADE CONTROL LINK*
- BELDEN CABLE 1387LA(OR EQUIVALENT)
- NORMAL INPUT POWER 2 #12 AWG (4 SQ MM) + GROUND
- NORMAL-EMERGENCY INPUT POWER 2 #12 AWG (4 SQ MM) + GROUND
- 3 PHASE 4 WIRE INPUT POWER, 4 #12 AWG (4 SQ MM) + GROUND
- 2 #12 AWG (4 SQ MM) + GROUND
- 3 #12 AWG (4 SQ MM) + GROUND
- 0-10 V SIGNAL: 2#18AWG (1.0 SQ MM)
- 2#18 AWG (1.0 SQ MM)
- 3#18 AWG (1.0 SQ MM)
- ECOSYSTEM BUS/LOOP*
- DALI LOOP
- T-SERIES TUNABLE-WHITE LOOP
- LUTRON SENSOR CABLE C-CBL-522S OR USE 4#22 AWG (1.0 SQ MM)
- LUTRON SENSOR CABLE C-CBL-522S OR USE 3#22 AWG (1.0 SQ MM)
- DMX CABLE. USE LUTRON GRX-CBL-DMX-250/GRX-CBL-DMX-500 OR BELDEN #9729 (NON-PLENUM) OR BELDEN #89729 (PLENUM) OR DURA FLEX 22/4 WA CABLE.
- ETHERNET CABLE. CAT5E OR BETTER CABLE FOR LUTRON NETWORK TERMINATED WITH RJ45 CONNECTORS (NOT PROVIDED BY LUTRON). 328 FT (100 M) MAXIMUM RUN.
- FIBER OPTIC CABLE FOR LUTRON NETWORK TERMINATED WITH APPROPRIATE FIBER OPTIC CONNECTORS (NOT PROVIDED BY LUTRON). REQUIRES DEDICATED FIBER OPTIC LINK (SINGLE-MODE OR MULTI-MODE)
- RF CONNECTION
- WIRED CONNECTION

*PLEASE REFER TO NOTES ON WIRING FOR MORE WIRING GUIDELINES.
**REFER TO LOAD SCHEDULE FOR FEED AND LOAD INFORMATION

PROJECT NAME:
EL CONQUISTADOR - ESCENCE

LOCATION:
FAJARDO

PROJECT NUMBER:

CREATED BY:
BENJAMIN SULLIVAN

FILE NAME:
EL CONQUISTADOR - ESCENCE.LUTD

DOCUMENT REVISION:

MARCH 08, 2022 | Sheet 1 OF 2

FOR DETAILED DEFINITION OF PRODUCT CAPABILITIES REFER TO PRODUCT SPECIFICATION SUBMITTAL SHEETS.

⚠ **NOT FOR CONSTRUCTION**

LUTRON
7200 SUTER ROAD
COOPERSBURG, PA 18036, USA
+1.610.282.3800 | FAX: +1.610.282.1146

NOTES:

1-CONTRACTOR SHALL COORDINATE LIGHTING FIXTURES DIMMING PROTOCOL WITH DIMMING PANEL MODULES. PROVIDE & INSTALL ANY ADDITIONAL MODULES OR ACCESORIES NECESSARY FOR PROPER OPERATION.

2-CONTRACTOR TO INSTALL FROM DIMMING PANELS 2#12 AWG-600V CONDUCTORS TO EACH FIXTURE FOR 0-10V DIMMING CONTROL. EACH DIMMING CIRCUIT REQUIRES 2#12 TO CONTROLLED FIXTURES.

ADVANCE PRINT
DATE: March 11, 2022.

JRR
JUAN R. REQUENA & ASSOCIATES
ELECTRICAL ENGINEERS
P. O. BOX 1587 HATO REY, PUERTO RICO 00919
designed: A.LAZARO lic.: 11483
draftman: C.SANTIAGO lic.: 0388

This drawing is not authorized to be released for contract until fully approved by Architect, Owner and all corresponding Government Agencies including P.R.E.P.A. and Telephone Company.

EL CONQUISTADOR
STINGRAY RESTAURANT
1000 Avenida El Conquistador
Fajardo, 00738, Puerto Rico

State of Florida Architect of Record
Malcolm Berg, AIA
License No. AR94424

Seal

EoA
ARCHITECTURE | INTERIORS | BRANDING | MASTER PLANNING | LANDSCAPE
1929 PONCE DE LEON BLVD. CORAL GABLES, FL 33134 | 305.444.0990

©EoA, Inc. 2021

No.	Issue	Date

Drawn by	Reviewed by
EoA	EoA

LUTRON SYSTEM ONE LINE DIAGRAM

E-4.2

Project No. EL CONQUISTADOR



NOTES:

1-CONTRACTOR SHALL COORDINATE LIGHTING FIXTURES DIMMING PROTOCOL WITH DIMMING PANEL MODULES. PROVIDE & INSTALL ANY ADDITIONAL MODULES OR ACCESORIES NECESSARY FOR PROPER OPERATION.

2-CONTRACTOR TO INSTALL FROM DIMMING PANELS 2#12 AWG-600V CONDUCTORS TO EACH FIXTURE FOR 0-10V DIMMING CONTROL. EACH DIMMING CIRCUIT REQUIRES 2#12 TO CONTROLLED FIXTURES.

GENERATED BY: LUTRON DESIGNER VERSION 21.6.0.811.

ONE-LINE

WIRE LEGEND

- QS CONTROL LINK (CONNECT WIRES 1, 2, 3 AND 4)*
- QS CONTROL LINK (CONNECT WIRES 1, 3 AND 4. DO NOT CONNECT WIRE 2)*
- PANEL CONTROL LINK (CONNECT WIRES 1, 2, 3, 4 AND 5)*
- PANEL CONTROL LINK (CONNECT WIRES 1, 2, 3 AND 4. DO NOT CONNECT WIRE #5)*
- PANEL CONTROL LINK (CONNECT WIRES 1, 3, 4 AND 5. DO NOT CONNECT WIRE #2)*
- QS SIVOIA SHADE CONTROL LINK*
- BELDEN CABLE 1387LA(OR EQUIVALENT)
- NORMAL INPUT POWER 2 #12 AWG (4 SQ MM) + GROUND
- NORMAL-EMERGENCY INPUT POWER 2 #12 AWG (4 SQ MM) + GROUND
- 3 PHASE 4 WIRE INPUT POWER, 4 #12 AWG (4 SQ MM) + GROUND
- 2 #12 AWG (4 SQ MM) + GROUND
- 3 #12 AWG (4 SQ MM) + GROUND
- 0-10 V SIGNAL: 2#18AWG (1.0 SQ MM)
- 2#18 AWG (1.0 SQ MM)
- 3#18 AWG (1.0 SQ MM)
- ECOSYSTEM BUS/LOOP*
- DALI LOOP
- T-SERIES TUNABLE-WHITE LOOP
- LUTRON SENSOR CABLE C-CBL-522S OR USE 4#22 AWG (1.0 SQ MM)
- LUTRON SENSOR CABLE C-CBL-522S OR USE 3#22 AWG (1.0 SQ MM)
- DMX CABLE. USE LUTRON GRX-CBL-DMX-250/GRX-CBL-DMX-500 OR BELDEN #9729 (NON-PLENUM) OR BELDEN #89729 (PLENUM) OR DURA FLEX 22/4 WA CABLE.
- ETHERNET CABLE, CAT5E OR BETTER CABLE FOR LUTRON NETWORK TERMINATED WITH RJ45 CONNECTORS (NOT PROVIDED BY LUTRON). 328 FT (100 M) MAXIMUM RUN.
- FIBER OPTIC CABLE FOR LUTRON NETWORK TERMINATED WITH APPROPRIATE FIBER OPTIC CONNECTORS (NOT PROVIDED BY LUTRON). REQUIRES DEDICATED FIBER OPTIC LINK (SINGLE-MODE OR MULTI-MODE)
- RF CONNECTION
- WIRED CONNECTION

*PLEASE REFER TO NOTES ON WIRING FOR MORE WIRING GUIDELINES.
**REFER TO LOAD SCHEDULE FOR FEED AND LOAD INFORMATION

PROJECT NAME:
EL CONQUISTADOR - ESCENCE

LOCATION:
FAJARDO

PROJECT NUMBER:

CREATED BY:
BENJAMIN SULLIVAN

FILE NAME:
EL CONQUISTADOR - ESCENCE.LUTD

DOCUMENT REVISION:

MARCH 08, 2022 | Sheet 2 OF 2

FOR DETAILED DEFINITION OF PRODUCT CAPABILITIES REFER TO PRODUCT SPECIFICATION SUBMITTAL SHEETS.

⚠ **NOT FOR CONSTRUCTION**

LUTRON.
7200 SUTER ROAD
COOPERSBURG, PA 18036, USA
+1.610.282.3800 | FAX: +1.610.282.1146

ADVANCE PRINT
DATE: March 11, 2022.

JURR, RESUENA & ASSOCIATES
ARCHITECTS & PLANNERS
P. O. BOX 1887 SAN JUAN, PUERTO RICO 00919

designed: A.LAZARO lic.: 11483
draftman: C.SANTIAGO lic.: 0388

This drawing is not authorized to be released for contract until fully approved by Architect, Owner and all corresponding Government Agencies including P.R.E.P.A. and Telephone Company.

EL CONQUISTADOR
STINGRAY RESTAURANT
1000 Avenida El Conquistador
Fajardo, 00738, Puerto Rico

State of Florida Architect of Record
Malcolm Berg, AIA
License No. AR94424

Seal

EoA
ARCHITECTURE | INTERIORS | BRANDING | MASTER PLANNING | LANDSCAPE
1929 PONCE DE LEON BLVD. CORAL GABLES, FL 33134 | 305.444.0880

©EoA, Inc. 2021

No.	Issue	Date

Drawn by	Reviewed by
EoA	EoA

LUTRON SYSTEM
ONE LINE DIAGRAM

E-4.3

Project No. EL CONQUISTADOR

NOTES:

1-EMT SCH 40 CONDUIT SHALL BE USED EXCEPT WHERE NOT ALLOWED BY N.E.C. OR UNLESS OTHERWISE INDICATED, 3/4" IPS MINIMUM SIZE. EXTERIOR INSTALLATION SHALL BE PVC SCH 40 CONDUIT.

2-EMT FITTINGS SHALL BE CONCRETE TIGHT.

3-THIN COPPER WIRE SHALL BE USED UNLESS OTHERWISE INDICATED, #12 A.W.G. MINIMUM SIZE.

4-WIRING DEVICES AND PLATES SHALL BE WHITE COLORED, LUTRON DECORA TYPE, SPECIFICATION GRADE.

5-ELECTRICAL INSTALLATION SHALL BE DONE IN STRICT ACCORDANCE WITH N.E.C. AND P.R.E.P.A. REGULATIONS, APPLICABLE EDITION.

6-INSTALLATION DETAILS ARE ILLUSTRATIVE AND SHOULD NOT BE USED WITHOUT VERIFYING JOB SITE CONDITIONS, CONTRACTOR SHALL SUBMIT SHOP DRAWINGS SHOWING ANY DEVIATION THEREFROM.

7-DIMENSIONS, QUANTITY AND LOCATION OF JUNCTION OR PULL BOXES SHALL BE REVISED BY ELECTRICAL CONTRACTOR ACCORDING TO ACTUAL FIELD CONDITIONS TO SECURE AT LEAST PERMISSIBLE MINIMUM CABLE BENDING RADIUS AND THE MAXIMUM PERMISIBLE PULLING TENSION. THERE SHALL NOT BE MORE THE EQUIVALENT OF FOUR (4) QUARTER BENDS (360° TOTAL) BETWEEN CABLE PULL POINTS.

8-ALL CONVENIENCE RECEPTACLES SHALL HAVE A #12 GREEN JUMPER BETWEEN RECEPTACLE GROUNDING SCREW AND THE OUTLET BOX GROUNDING SCREW.

9-CONNECTIONS IN WIREWAYS SHALL BE MADE BY USE OF COMPRESSION CONNECTORS AS MANUFACTURED BY THOMAS & BETTS.

10-RACEWAY SHALL BE PROVIDED WITH APPROVED EXPANSION FITTINGS WHERE CROSSINGS BUILDING EXPANSION JOINT.

11-ELECTRICAL CONTRACTOR SHALL PROVIDE POWER & CONNECT ALL EQUIPMENT FURNISHED UNDER OTHER SECTION OF THE SPECIFICATIONS. FINAL CONNECTION SHALL BE DONE UNDER THE SUPERVISION OF THE RESPECTIVE CONTRACTORS.

12-INSTALLATION SHALL BE DONE IN STRICT ACCORDANCE WITH MANUFACTURER'S RECOMMENDATION.

13-CONTRACTOR SHALL FURNISH AND INSTALL ALL MATERIALS AND/OR EQUIPMENT REQUIRED FOR A COMPLETE WORKING SYSTEM.

14-ALL CONDUIT IN DIRECT CONTACT WITH EARTH SHALL BE PVC SCH.40 PROVIDE WITH A GROUNDING CONDUCTORS AS PER N.E.C.

15-ALL PANELBOARDS SHALL BE UL LABELED WITH BOLT-ON TYPE CIRCUIT BREAKERS. FINAL LOCATION OF PANELBOARDS MAY VARY IN ACOORDANCE TO FIELD CONDITIONS. CONTRACTOR SHALL PREPARE SHOP DRAWING PRIOR TO FINAL EQUIPMENT INSTALLATION.

16-CONTRACTOR SHALL BALANCE ALL LOADS.

17-ROUTE OF CONDUITS SHOWN IN LAY-OUT IS SCHEMATIC AND INTENDED ONLY TO INDICATE INTERCONNECTIONS BETWEEN OUTLETS. EXACT ROUTING SHALL BE DETERMINED WITH STRUCTURAL CONDITIONS.

18-CONTRACTOR SHALL COORDINATE WITH OTHER TRADES FOR ALL UNDERGROUND PIPES, CONDUITS AND PULL BOXES.

19-COORDINATE LOCATION OF CEILING MOUNTED EQUIPMENT WITH ARCHITECTURAL PLUMBING, FIRE PROTECTION, MECHANICAL, AND ELECTRICAL EQUIPMENT INSTALLED IN OR ON THE CEILING. LOCATE EQUIPMENT PROVIDED UNDER DIVISION 17 FOR SYMMETRICAL LAYOUT WITH OTHER EQUIPMENT IN OR ON CEILING. COORDINATE ALL DEVICES, AND LUMINAIRES WITH ARCHITECTURAL REFLECTED CEILING PLAN.

20-ALL RECESSED LIGHTING FIXTURE SHALL BE MOUNTED AS PER N.E.C. 410-16C AND TO COMPLY WITH "REGLAMENTO DE CONSTRUCCION DE LA JUNTA DE PLANIFICACION".

21-THIS DRAWINGS ARE A SCHEMATIC REPRESENTATION OF THE WORK TO BE PERFORMED. CONTRACTOR SHALL NOT RUN CONDUITS THRU ANY FIRE RATED CHASE, WALL, SLAB, OR BARRIER. IF A CONDUIT OR J.BOX IS INSTALLED ANY PENETRATION IN OR THRU FIRE RATED BARRIER, WALLS, CHASE, FLOORS, CEILING SLABS OR ANY CONDUITS PASSING FROM ONE LEVEL TO ANOTHER THRU THE FLOOR OR CEILING SLABS SHALL BE SEALED ACCORDINGLY TO IN ORDER TO MAINTAIN THE FIRE RESISTANT RATING OF THE OF THE WALL, SLAB, ENCLOSURE OR ASSEMBLY. RACEWAY PENETRATIONS THROUGH FIRE RATED PARTITIONS, CEILINGS, SLABS, AND SIMILAR COMPONENTS SHALL BE SEALED WITH FM & UL LISTED FIRE RETARDANT STOPS, FITTINGS, SEALING COMPOUNDS AND SLEEVES. FIRE STOP BARRIERS SHALL BE RATED BASED ON THE AFFECTED ASSEMBLY FIRE RATING. FIELD COORDINATE WITH ARCHITECTURAL, MECHANICAL, STRUCTURAL PLANS AND UTILITY FOR EXACT RATING AND LOCATION OF FIRE RATED PARTITIONS.

22-FOR EXACT LOCATION OF ALL MECHANICAL EQUIPMENT REFER TO MECHANICAL DRAWINGS.

23-MINIMUM CLEARANCES SHOWN FOR ELECTRICAL EQUIPMENT SHALL BE COORDINATED WITH ELECTRICAL EQUIPMENT MANUFACTURER AS PART OF SHOP DRAWING SUBMITTAL. IT SHALL COMPLY WITH NEC-110 AND BE VERIFIED BEFORE SHOP DRAWING SUBMITTAL & ORDERING OF EQUIPMENT.

24-ELECTRICAL CONTRACTOR MUST MAKE FINAL CONNECTION TO ALL MECHANICAL EQUIPMENT UNDER THE DIRECT SUPERVISION OF THE MECHANICAL CONTRACTOR FROM A DOSCONNECT SWITCH OR MAGNETIC STARTER FURNISHED AND INSTALL BY ELECTRICAL CONTRACTOR LOCATED 5'-0" FROM EACH MOTOR.

25-CONTRACTOR MUST COORDINATE ALL MOTOR'S OVERLOAD PROTECTION WITH MOTOR HORSEPOWER.

26-CONTRACTOR MUST COORDINATE WITH MECHANICAL DWGS. LOCATION OF ALL MOTORIZED FIRE DAMPERS AND PROVIDE 120V SERVICE TO THEM AND CONNECT THEM TO THE FIRE ALARM SYSTEM THRU A CONTROL MODULE.

27-ANY UNDERGROUND CONDUIT FOR SECONDARY FEEDER SHALL BE BURIED AT A MIN. DEPTH OF 36" BELOW FINISHED GRADE, UNLESS COVERED BY 4" CONCRETE ENVELOPE IN WHICH CASE MIN. DEPTH SHALL BE 18" BELOW FINISHED GRADE LEVEL.

28-CONTRACTOR SHALL VERIFY ALL DISTANCES AT FIELD.

29-PROVIDE GROUND CONDUCTOR IN ALL CONDUITS RUNS AS PER NEC. 250.

30-CONTRACTOR SHALL PROVIDE & INSTALL A #14 FISHWIRE IN EVERY EMPTY CONDUIT.

31-IF ANY DISCREPANCY IS FOUND IN THESE DRAWINGS THE MORE STRIGENT APPLIANCES, UNLESS A WRITTEN CLARIFICATION IS EMITTED BEFORE THE END OF THE BID PROCESS BY THE ARCHITECTS OFFICE.

32-ALL EXPOSED CONDUIT RUN SHALL BE RIGID STEEL GALVANIZED.

33-WHEN TWO OR MORE LIGHT SWITCHES ARE INSTALLED NEXT TO EACH OTHER CONTRACTOR MUST INSTALL THEM IN A MULTIPLE GANG BOX, SIZE AS REQUIRED.

34-CONTRACTOR SHALL COORDINATE LIGHTING FIXTURES VOLTAGE WITH VOLTAGE OF CIRCUIT SERVING FIXTURE.

35-CONTRACTOR MUST COORDINATE FIXTURE MOUNTING TYPE WITH CEILING TO BE MOUNTED.

36-FOR TYPE, SPECIFICATION, EXACT AND FINAL LOCATION OF ALL LIGHTING FIXTURES REFER TO ARCHITECTURAL AND LIGHTING DESIGNER DRAWINGS.

37-CONTRACTOR MUST SUBMIT FOR APPROVAL PRIOR TO ORDERING & INSTALLATION ALL FIRE ALARM, LIGHTING FIXTURES, OUTLETS AND DEVICES TO BE INSTALLED.

38-CONTRACTOR MUST COORDINATE EXACT LOCATION AND INSTALLATION DETAILS OF ALL FLOOR, WALL, CEILING AND FURNITURE MOUNTED OUTLETS, LIGHTING CONTROL STATIONS, LIGHTING FIXTURES AND REMOTE TRANSFORMERS WITH ARCHITECT PRIOR TO INSTALLATION.

39-LIGHTING FIXTURES MUST BE RATED FOR FEED THRU WIRING, OTHERWISE A 4-INCH J-BOX MUST BE INSTALLED ABOVE EACH FIXTURE FOR BRANCH CIRCUIT SPLICING.

40-FOR LIGHTING FIXTURES SPECIFICATION NOT IN LIGHTING SHEDULE REFER TO ARCHITECTURAL DRAWINGS.

41-ALL LIGHTING FIXTURES TRANSFORMERS SHALL BE PROVIDE BY FIXTURE SUPPLIER, LOCATION SHALL BE ACCORDING TO ARCHITECTURAL DWGS. & SPECIFICATIONS. CONTRACTOR SHALL INSTALL ALL LOW VOLTAGE FIXTURE WIRING ACCORDING TO FIXTURE SUPPLIER AND FIXTURE MANUFACTURER DRAWINGS AND COORDINATE CONDUIT SIZES ACCORDINGLY.

42-ALL BOXES SHALL BE 4" X 4" X 2½" MINIMUM GALVANIZED STEEL, PROVIDE 1 GANG R.C. WHEN ONLY ONE WIRING DEVICE IS SHOWN.

43-EACH BRANCH CIRCUIT PROTECTED WITH AN AFCI (ARC FAULT) CIRCUIT BREAKER SHALL BE FURNISHED WITH AN INDEPENT SEPARATE NEUTRAL CONDUCTOR. SHARING OF NEUTRAL CONDUCTORS IS NOT PERMITTED FOR AFCI PROTECTED BRANCH CIRCUITS.

44-MULTI-WIRE BRANCH CIRCUITS, AS DEFINED BY ARTICLE 100 OF THE N.E.C. SHALL HAVE MULTI-POLE CIRCUIT BREAKERS WITH INTERGRAL COMMON TRIP. SINGLE POLE BREAKERS WITH IDENTIFIED HANDLE TIES MAY BE USED PER N.E.C. ART. 240.15(B).

45-ALL INDICATED HEIGHTS ARE FROM CENTER OF BOX TO FINISHED FLOOR.

46-SUPPORT OF ELECTRICAL INSTALLATION MUST BE FROM STRUCTURAL BEAMS OR CONCRETE, NOT FROM PRECAST PORETE. VERIFY WITH STRUCTURAL ENGINEER PRIOR TO ANY INSTALLATION.

47-ALL EQUIPMENTS AND RACEWAYS SHALL BE SEISMICALLY RATED AND SEISMICALLY SUPPORTED AS PER IBC 2018.

48-ALL EXPOSED CONDUITS MUST BE PAINTED. COORDINATE COLOR WITH ARCHITECT.

49-ALL EXTERIOR, EXPOSED JUNCTION BOXES SHALL BE WEATHERPROOF TYPE UNLESS OTHERWISE NOTED.

50-ALL ELECTRICAL INSTALLATION IN POOL AND FOUNTAIN MUST COMPLY WITH NEC ART. 680

51-IN RESIDENTIAL AND SCHOOL PROJECTS ALL 15A OR 20A-125VOLTS RECEPTACLES SHALL BE LISTED "TAMPER RESISTANCE RECEPTACLES", "CHILD PRROF".

52-IN RESIDENTIAL PROJECTS ALL CIRCUIT BREAKERS 1P-20A-125V SHALL BE ARC FAULT BREAKER.

53-PRIOR TO ORDERING OF ANY EQUIPMENT CONTRACTOR MUST VERIFY EQUIPMENT IS COMPATIBLE WITH ELECTRICAL SERVICE PROVIDED IN DWGS. (VOLTS, BREAKER, 60Hz).

54-CONTRACTOR MUST MARK & IDENTIFY ALL POWER RECEPTACLES FACEPLATE WITH STENCIL INDICATING PANELBOARD & CIRCUIT SERVING IT.

55-ALL EXTERIOR WEATHERPROOF RECEPTACLES MUST BE PROVIDED WITH WHILE IN USE WEATHERPROOF PLATE.

56-ANY PERFORATION ON FLOOR OR ROOF SLABS MUST BE COORDINATED WITH OWNER TO CONFIRM DRILL LOCATIONS X-RAY STUDY REQUIREMENTS.

57-WORKING HOURS FOR ANY KIND OF WORK THAT INVOLVES NOISE, ODOR, OR ANY KING OF DISRUPTION THAT MAY AFFECT OTHER TENANTS IN THE BUILDING SHALL BE CONDUCTED ON NON WORKING HOURS.

58-ACCESS CONTROL SYSTEM PROVISIONS ARE FOR THE FUTURE INSTALLATION OF THE SYSTEM BY OTHERS. INSTALLER MUST COMPLY WITH ALL APPLICABLES CODES.

FIRE ALARM NOTES:

1- CONDUITS SHALL BE 3/4" IPS MINIMUM SIZES UNLESS OTHERWISE NOTED. COORDINATE FINAL CONDUIT SIZES WITH SYSTEM MANUFACTURER.

2- INSTALLATION SHALL BE DONE IN STRICT ACCORDANCE WITH MANUFACTURER'S RECOMMENDATION.

3- CONTRACTOR SHALL FURNISH AND INSTALL ALL MATERIALS AND/OR EQUIPMENT REQUIRED FOR A COMPLETE WORKING SYSTEM.

4- SUPPLY AND RETURN A/C DUCT SMOKE DETECTORS FURNISHED BY MECHANICAL CONTRACTOR SHALL BE CONNECTED TO FIRE ALARM PANEL.

5- WIRING AS PER MANUFACTURER RECOMMENDATIONS.

6- FIRE ALARM SYSTEM SHALL COMPLY WITH NFPA 101, NFPA 72, IBC 2018 AND DEPT. DE BOMBEROS DE P.R. REQUIREMENTS. IN CASE OF DISCREPANCY THE STRINGEST CODE WILL APPLY.

7- ELECTRICAL CONTRACTOR SHALL COORDINATE WITH FIRE PROTECTION CONTRACTOR THE LOCATION & QUANTITY OF TAMPER & FLOW SWITCHES AND CONNECT THEM TO FIRE ALARM PANEL, AND PROVIDE ALL NECESSARY MODULES FOR THE CONNECTION.

8- FIRE ALARM SYSTEM SUPPLIER SHALL PROVIDE TRAINING TO BUILDING MAINTENANCE DEPARTMENT.

9- ALL SMOKE EVACUATION FANS SHALL BE CONNECTED TO FIRE ALARM PANEL REFER TO MECHANICAL DRAWINGS FOR LOCATION AND SMOKE EVACUATION SEQUENCE. CONTRACTOR MUST PROVIDE & INSTALL ALL NECESSARY MODULES FOR PROPER CONNECTION.

10-FINAL LOCATIONS OF DEVICES SHALL BE COORDINATED WITH ARCHITECTURAL FINISHES AND NFPA-72 REQUIREMENTS, THE LATTER TO PREVAIL IN CASE OF DISCREPANCIES.

11-LOUDSPEAKERS AND THEIR ENCLOSURES SHALL BE LISTED FOR VOICE/ALARM SIGNALING SERVICES.

12-PROVIDE POWER BOOSTERS AS REQUIRED.

13-FIRE ALARM DEVICES SHALL BE OF SAME MANUFACTURER AS BUILDING SYSTEM

14-FIRE ALARM DEVICES SHALL BE CONNECTED TO THE BUILDING'S CENTRAL SYSTEM EQUIPMENT CONTRACTOR AND SUPPLIER SHALL PROGRAM, TEST & CERTIFY THAT THE SYSTEM IS FULLY COMPATIBLE AND THAT IT COMPLIES W/THE NFPA REQUIREMENTS. ALL FIRE ALARM WORK SHALL BE CERTIFY AND PERFORMED BY BUILDING APPROVED CONTRACTOR.

15-PROVIDE SEPARATE ZONES TO SERVE STAIRWAY SPEAKERS. PROVIDE SPEAKERS IN ALL ENCLOSED STAIRWAYS EXCEEDING TWO STORES IN HEIGHT.

16-VISIBLE APPLIANCES SHALL BE LOCATED NO MORE THAN 15 FT. FROM THE END OF THE CORRIDOR WITH A SEPARATION NO GREATER THAN 100 FEET BETWEEN APPLIANCES.

17-FIRE ALARM SYSTEM CABLE MUST BE 2-HOURS FIRE RATED CIRCUIT INTEGRITY (CI) CABLE.

FIRE ALARM LEGEND:

- F — WALL MOUNTED FIRE ALARM ADDRESSABLE DOUBLE ACTION MANUAL STATION EQUAL TO EXISTING. THE OPERABLE PART SHALL BE AT 48"A.F.F.
- F — WALL MOUNTED SPEAKER, MULTICANDELA STROBE EQUAL TO EXISTING. INSTALLED IN A 4" SQUARE BOX WITHOUT RAISED COVER. TOP OF DEVICE SHALL BE MOUNTED AT 80" A.F.F.
- F — SAME AS ABOVE BUT CEILING MOUNTED
- ST — WALL MOUNTED F.A. STROBE, 80" A.F.F. EQUAL TO EXISTING. F.A. CONTRACTOR MUST PROVIDE POWER BOOSTER FOR ADDITIONAL HORN/STROBES AS REQUIRED.
- SD — CEILING MOUNTED ADDRESSABLE AND INTELLIGENT FIREPRINT SMOKE DETECTOR EQUAL TO EXISTING INSTALLED IN A 4" ELECTRICAL BOX.
- HD — SURFACE MOUNTED ADDRESSABLE HEAT DETECTOR EQUAL OR SIMILAR TO EXISTING INSTALLED IN A 4" ELECTRICAL BOX.
- CM — WALL MOUNTED CARBON MONOXIDE DETECTOR
- SD — DUCT TYPE SMOKE DETECTOR EQUAL TO SIEMENS INSTALLED IN SUPPLY SIDE OF A.H.U. IF AIR VELOCITY EXCEED 2000 CFM. IF AIR VELOCITY EXCEED 15000 CFM AN ADDITIONAL DUCT DETECTOR IS REQUIRED AT THE RETURN SIDE OF A.H.U.
- FT — WATER FLOW & TAMPERING DEVICE ALARM MONITORING MODULE EQUAL TO EXISTING INSTALLED IN A 4" SQUARE BOX NEXT TO FLOW & TAMPER SWITCH DEVICES. FLOW & TAMPER SWITCHES SHALL BE PROVIDE & INSTALLED BY SPRINKLER CONTRACTOR. PROVIDE CONTROL MODULE FRO CONNECTION TO F.A. PANEL.
- PB — 6 AMP POWER BOOSTER OR EXTENDER EQUAL TO EXISTING MONITOR MODULE.
- CM — FIRE ALARM ADDRESSABLE CONTROL MODULE EQUAL TO EXISTING.
- FJ — FIREMEN PHONE JACK, CONNECT TO BLDG. SYSTEM.

DEMOLITION NOTES:

1-CONTRACTOR SHALL REMOVE ALL ELECTRICAL EQUIPMENT AND MATERIALS FROM AREAS TO BE REMODELED TAKING CARE THAT CIRCUITS THAT ARE TO BE KEPT ENERGIZED ARE COORDINATED TO MAINTAIN THESE SERVICES. ELECTRICAL CONDUITS AND WIRING RELATED TO BLDG COMMMON AREAS MUST BE MAINTAIN AND KEPT ENERGIZED.

2-EXISTING CIRCUITS AFFECTED BY THIS REMODELING SHALL BE CHECKED SO THAT THEY ARE LEFT WITHOUT SHORTS AND FREE FROM ANY DEFECTS.

3-ALL PANELBOARDS IN TENANT AREAS ARE TO BE REMOVED.

4-PANELBOARDS IN BLDG CORE ELECTRICAL ROOM ARE TO REMAIN.

5-IN AREAS TO BE REMODELED CONTRACTOR SHALL REMOVE ALL WIRING AND CONDUITS NOT EMBEDDED IN CONCRETE, CONDUITS EMBEDDED IN CONCRETE THAT ARE TO BE ABANDONED SHALL BE LEFT WITHOUT ANY CONDUCTORS, ALL BOXES SHALL BE PROVIDED WITH BLANK PLATES. CONTRACTOR SHALL DISPOSE OF ALL MATERIALS.

6-IN ELECTRICAL PANELBOARDS TO REMAIN IN BLDG CORE ELECTRICAL ROOM, CONTRACTOR MUST MARK AS SPARE ALL BREAKERS NOT USED OF CIRCUITS TO BE REMOVED FROM PROJECT AREAS.

7-CONTRACTOR TO REMOVE ALL TELECOMMUNICATIONS WIRING AND CONDUITS.

8-OPENINGS OR PENETRATIONS AT WALLS OR SLABS AT CORE ELECTRICAL AND TELEPHONE ROOMS DUE TO REMOVAL OR INSTALLATION OF THE ELECTRICAL INSTALLTION SHALL BE SEALED ACCORDINGLY TO MAINTAIN THE FIRE RATING OF THE ROOM.

9-IN EXISTING PANELBOARDS CONTRACTOR SHALL PROVIDE BREAKERS SPACES BLANK PLATES AND ALL PROTECTIVE COVERS REQUIRED TO COMPLY WITH N.E.C. REQUIREMENTS.

ABREVIATIONS

"G.F.I."	DENOTES GROUND FAULT CIRCUIT INTERRUPTER
"AFF"	DENOTES ABOVE FINISHED FLOOR
"FBO"	DENOTES FURNISHED BY OTHERS
"AEE"	DENOTES P.R. ELECTRIC POWER AUTHORITY
W.P.	WEATHER PROOF
N	DENOTES NEW
E	DENOTES EXISTING TO REMAIN
R	EXISTING RELOCATED DEVICE
ER	DENOTES EXISTING TO BE REMOVED
NL	NIGHT LIGHT

LEGEND

- CEILING LIGHTING OUTLET IN 4-INCH SQUARE BOX
- WALL LIGHTING OUTLET, IN 4-INCH SQUARE BOX
- UP — J — 4" SQUARE WALL MOUNTED J-BOX WITH 3/4" CONDUIT
- J — WALL MOUNTED 4-INCH SQUARE JUNCTION BOX
- J — JUNCTION BOX IN HUNG CEILING
- J — JUNCTION BOX WALL MOUNTED
- DUPLEX RECEPTACLE 20A, 125V, 3W, GROUNDING TYPE, 1'-6" A.F.F. DECORA SPECIFICATION TYPE, SCREW LESS, WHITE, TAMPER RESISTANT
- SAME AS ABOVE BUT @ 5'-6" A.F.F.
- DUPLEX RECEPTACLE 20A, 125V, 3W, GROUNDING TYPE, 1'-6" A.F.F., DECORA SPECIFICATION TYPE, GRAY COLOR, FLUSH WALL MOUNTED, FOR COMPUTER LOAD.
- FLOOR MOUNTED DUPLEX RECEPTACLE 125V, 20A GND TYPE WITH STAINLESS STEEL PLATE, TAMPER RESITANT.
- SAME AS ABOVE BUT SINGLE RECEPTACLE
- TWO DUPLEX RECEPTACLES IN 4-INCH SQUARE BOX 120V, 20A, 1P, 3W, GROUNDING TYPE, WALL MOUNTED, 1'-6" A.F.F., TAMPER RESISTANT.
- DUPLEX RECEPTACLE 20A, 125V W/ G.F.I, WALL MOUNTED 1'-6" A.F.F., TAMPER RESISTANT.
- DITTO BUT INSTALLED AT 3'-6" A.F.F.
- U — SAME AS ABOVE BUT WITH INTEGRATED USB CHARGER.
- W.P. — SAME AS ABOVE BUT WITH WHILE IN USE WEATHERPROOF PLATE, WHITE COLOR, TAMPER RESISTANT WEATHERPROOF PLATE SHALL BE IN USE RAINTIGHT COVER LEVITON 5977-GY
- FURNITURE MOUNTED DUPLEX 120V, 20A GND, TYPE 1'-6" A.F.F., TAMPER RESISTANT, FOR COMPUTER LOAD, PROVIDED & INSTALLED BY FURNITURE SUPPLIER.
- FURNITURE MOUNTED DUPLEX 120V, 20A GND. TYPE 1'-6" A.F.F., TAMPER RESISTANT. FOR CONVENIENCE, PROVIDED & INSTALLED BY FURNITURE SUPPLIER.
- SINGLE RECEPTACLE 20 AMP, 125V, GFI, GND TYPE 1'-6" A.F.F, UON, TAMPER RESISTANT.
- SINGLE RECEPTACLE 250V, GND. TYPE 1'-6" A.F.F. UON, NEMA TYPE (AMP, # WIRES) AS INDICATED.
- 250V, 2Ø, 20A, SINGLE RECEPTACLE GND. TYPE RECEPTACLE 1'-6" A.F.F., UON
- 250V, 2Ø, 3W, 30A GND. TYPE RECEPTACLE, 1'-6" AFF, UON
- SINGLE RECEPTACLE 250V, 3Ø, 4W, 20A GND. TYPE. 1'-6" A.F.F., UON
- WALL MOUNTED MANUAL MOTOR STARTER WITH PADLOCK PROVISION, OVERLOAD PROTECTION 4'-0" A.F.F.
- HEAVY DUTY NON FUSIBLE DISCONNECT SWITCH 480V, 3Ø, 30A, NEMA 1 UNLESS OTHERWISE INDICATED.
- COMBINATION MAGNETIC STARTER & DISCONNECT SWITCH W/H.O.A. SELECTOR SWITCH AND PILOT LIGHT ON COVER. PROVIDE CONTROL TRANSFORMER AS REQUIRED FOR 120V COIL VOLTAGE AND 2 N.O. & 2 N.C. AUXILIARY CONTACTS.
- SINGLE POLE SWITCH 20A, 277V, QUIET TYPE, 3'-3" A.F.F. DECORA SPECIFICATION TYPE, SCREW LESS, WHITE
- 3W — DITTO BUT 3 WAY
- M — WALL MOUNTED DUAL TECHNOLOGY OCCUPANCY SENSOR WITH MANUAL OVERRIDE & FAIL SAFE OPERATION EQUAL TO SENSOR SWITCH WSD-PDT-WH
- DIMMER CONTROL SWITCH, 2000 WATT UNLESS OTHERWISE NOTED.
- M — SAME AS ABOVE BUT WITH MOTION SENSOR.
- K — SAME AS ABOVE BUT WITH PROTECTIVE CASE.
- 3W M — 3-WAY DIMMER WITH MOTION SENSOR
- M — LUTRON MOTION DETECOR DUAL TECHNOLOGY 2,000FT2 LOS-CDT-2000R-WH
- SINGLE POLE SWITCH 20A, 250V, IN NEMA 1 ENCLOSURE, W/PADLOCK PROVITION NEXT TO FAN COIL UNITS OR VAV BOXES.
- CIRCUIT BREAKER PANELBOARD, 6'-0" A.F.F. TO TOP
- TELEPHONE TERMINAL BOARD 6'-0" A.F.F. TO TOP
- CABLE T.V. 5'-0" A.F.F. TO TOP
- SURFACE MOUNTED CONDUIT RUN W/WIREMOLD THROUGH FURNITURE
- NEW CONDUIT RUN IN HUNG CEILING
- NEW CONDUIT RUN EXPOSED
- NEW CONDUIT RUN EMBEDDED IN FLOOR SLAB OR WALLS (WIRING AS PER MANUFACTURER RECOMENDATIONS)
- CONDUIT RUN TO PANELBOARD CIRCUIT BREAKERS AS INDICATED
- FA — 3/4" E.C. FOR BUILDING'S FIRE ALARM SYSTEM
- HASH MARKS INDICATED NUMBER OF CONDUCTORS (LEFT TO RIGHT: PHASE/SWITCH LEG/NEUTRAL/GROUND) NO HASH MARKS INDICATES 2#12-1#12 GND. 3/4"C. UNLESS OTHERWISE INDICATED.
- UP — CONDUIT STUB-UP
- DN — CONDUIT STUB-DOWN
- PUSH BUTTON STATION
- START STOP PUSH BUTTON STATION W/ PILOT LIGHT, 4'-6" A.F.F.
- CT — 12 POLE NORMALLY CLOSED ELECTRICALLY HELD LIGHTING CONTACTOR IN NEMA 1 ENCLOSURE
- FAN — EXHAUST FAN, CONNECT TO 2 POLE SWITCH AT BATHROOM OR KITCHEN.
- FC — FAN COIL UNIT
- 2 — ELECTRIC MOTOR, NUMERAL INDICATES HORSEPOWER
- TELEPHONE-DATA / POWER POLE PROVIDED AND INSTALLED BY SYSTEMS FURNITURE SUPPLIER
- TELEPHONE AND DATA OUTLET 4-INCH SQUARE BOX, 1'-6" A.F.F.
- JUNCTION BOX FOR SECURITY CAMERA.

LUMINAIRE SCHEDULE:

DESIG.	DESCRIPTION	LAMPS	MANUFACTURER
	EXIT LIGHT UNIVERSAL MOUNTED COORDINATE TYPE WITH ARCHITECTURAL DRAWINGS DARKENED AREA DENOTES LIGHTED FACE. LITHONIA LRP-LED SERIES.	LED	LITHONIA LRP-ELN-W-1-RC-120V COORDINATE COLOR WITH ARCHITECT
L-8	EMERGENCY LIGHT WITH 1½ hrs. BATTERY BACK-UP	2-LED-3W	LITHONIA ELM6-LED-W-277
EM	RECESSED CEILING MOUNTED EMERGENCY LIGHT WITH 1½ hrs. BATTERY BACK-UP.	LED-20W	DUAL LITE EV-4-R-I-MVOLT

NOTE:

1-LIGHTING FIXTURES INDICATED WITH "EM" OR HALF HATCHED MUST BE PROVIDED WITH FULL BATTERY BACK-UP FOR 1½HRS. CONTRACTOR MUST PROVIDE TO BATTERY BACK-UP THE HOT WIRE OF CIRCUIT SERVING THE FIXTURE.

2-ALL LIGHTING FIXTURES INDICATED WITH A LOWER CASE LETTER NEXT TO IT IN A PARTICULAR ROOM, REFERS TO SAME LIGHTING CONTROL ZONE.

3-ARROWS AS INDICATED, DARKENED AREA INDICATES LIGHTED FACE.

4-FOR LIGHTING FIXTURES SPECIFICATIONS NOT INCLUDED IN THIS SCHEDULE REFER TO LIGHTING CONSULTANT DRAWINGS.

5-LIGHTING FIXTURES MUST BE U.L. LISTED.

6-CONTRACTOR TO INSTALL FROM EACH DIMMER 2#12 AWG-600V CONDUCTORS TO EACH FIXTURE FOR 0-10V DIMMING CONTROL. EACH DIMMING CIRCUIT REQUIRES 2#12 TO CONTROLLED FIXTURES.

IMPORTANT NOTE:

1-G.C. TO PROVIDE 3/4" CONDUIT FROM THERMOSTATS LOCATION (T) AS PER MECH. DRAWINGS. CONDUIT TO BE UP TO ITS RESPECTIVE VAV BOX.

ADVANCE PRINT
DATE: March 11, 2022.

JRR — JUAN R. REQUENA & ASSOCIATES — CONSULTING ENGINEERS — P. O. BOX 1587 HATO REY, PUERTO RICO 00919

designed: A.LAZARO lic.: 11483

draftman: C.SANTIAGO lic.: 0388

This drawing is not authorized to be released for contract until fully approved by Architect, Owner and all corresponding Government Agencies including P.R.E.P.A. and Telephone Company.

EL CONQUISTADOR
STINGRAY RESTAURANT
1000 Avenida El Conquistador
Fajardo, 00738, Puerto Rico

State of Florida Architect of Record
Malcolm Berg, AIA
License No. AR94424

Seal

EoA
ARCHITECTURE | INTERIORS | BRANDING | MASTER PLANNING | LANDSCAPE
1928 PONCE DE LEON BLVD. CORAL GABLES, FL 33134 | 305.444.0880

©EoA, Inc. 2021

No.	Issue	Date

Drawn by	Reviewed by
EoA	EoA

ELECTRICAL
LEGEND AND NOTES

E-5.1

Project No. EL CONQUISTADOR

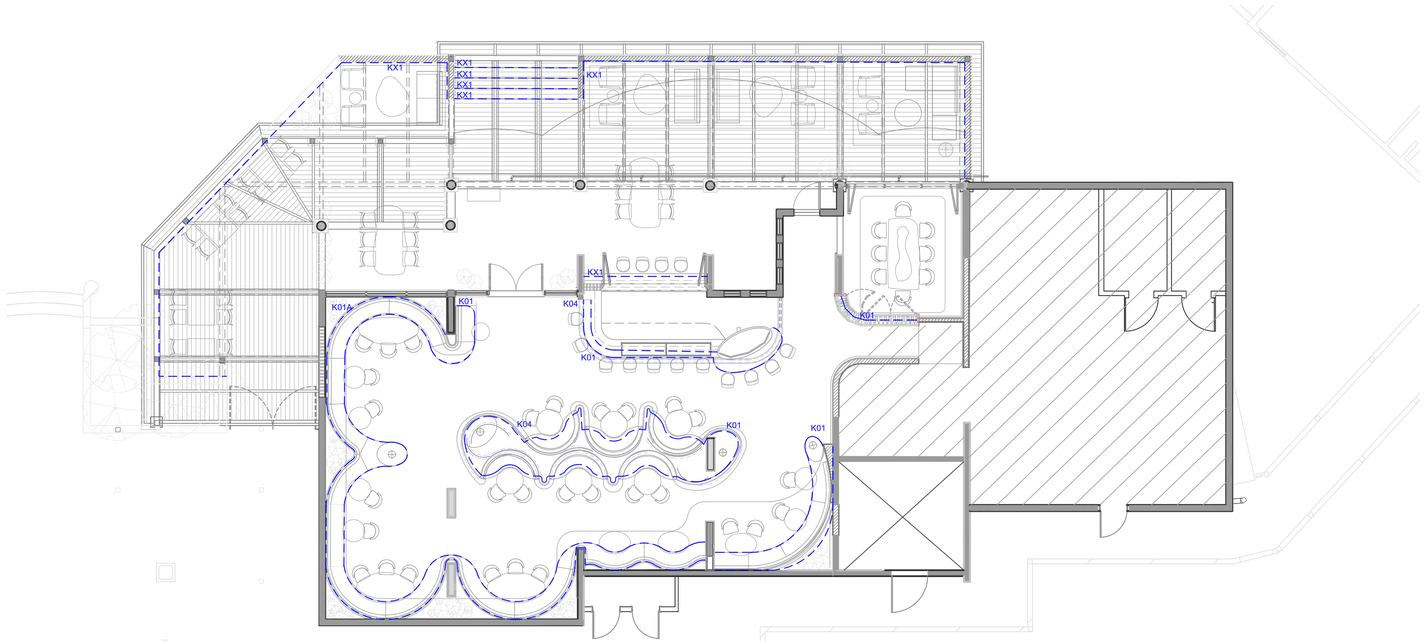

1A MILLWORK / INGEGRATED LIGHTING PLAN

SCALE: 1/8"=1'-0"

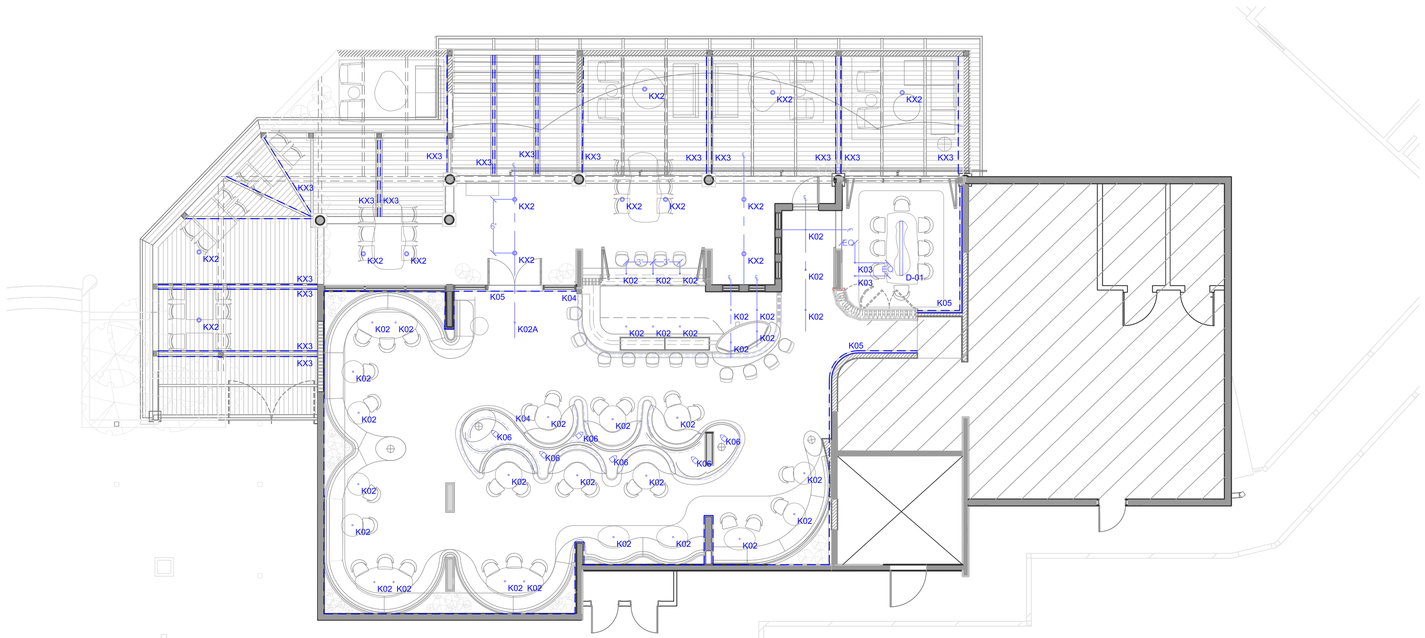

2A CEILING LIGHTING PLAN

SCALE: 1/8"=1'-0"

EL CONQUISTADOR

STINGRAY RESTAURANT

1000 Avenida El Conquistador
Fajardo, 00738, Puerto Rico

State of Florida Architect of Record
Malcolm Berg, AIA
License No. AR94424

Seal

EoA

ARCHITECTURE | INTERIORS | BRANDING | MASTER PLANNING | LANDSCAPE

1929 PONCE DE LEON BLVD. CORAL GABLES, FL 33134 | 305.444.0990

©EoA, Inc. 2021

No.	Issue	Date
1	DD PROGRESS SET	02/11/2022
2	DD PROGRESS SET	03/08/2022

Drawn by	Reviewed by
CMK	CMK

LIGHTING PLAN

L-01-1.0

Project No. EL CONQUISTADOR

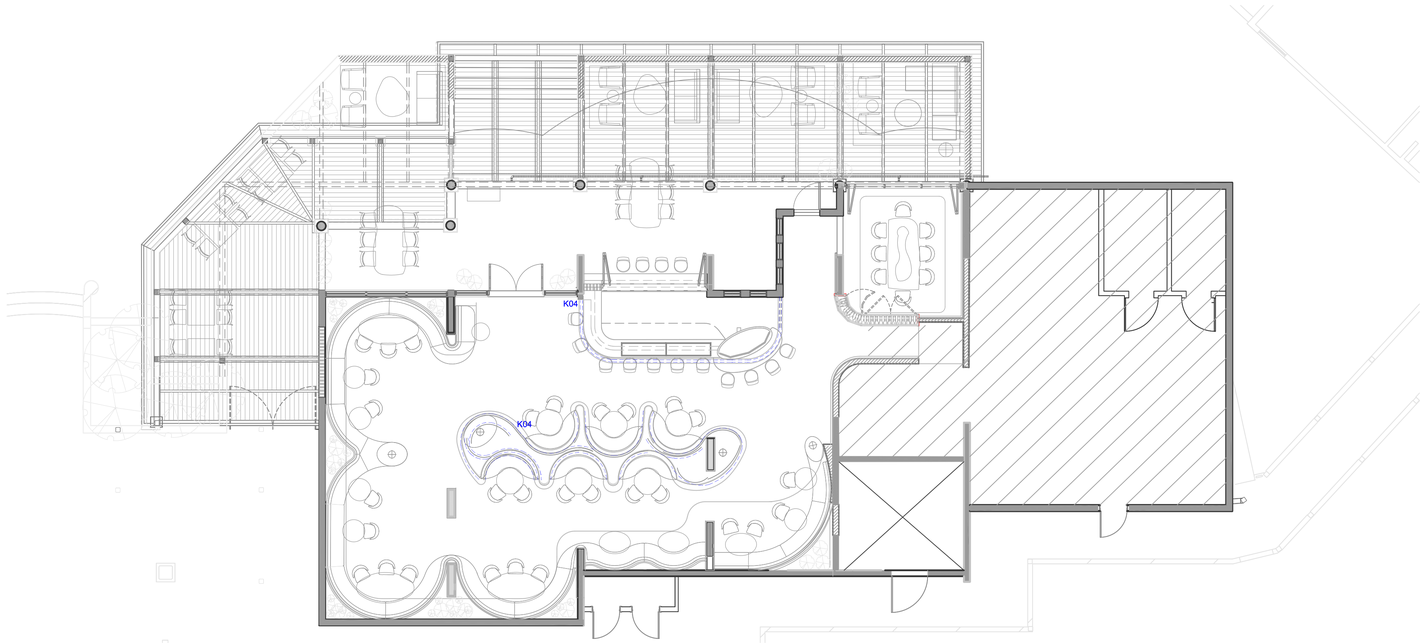

3A SPECIAL LIGHTING PLAN

SCALE: 1/8"=1'-0"

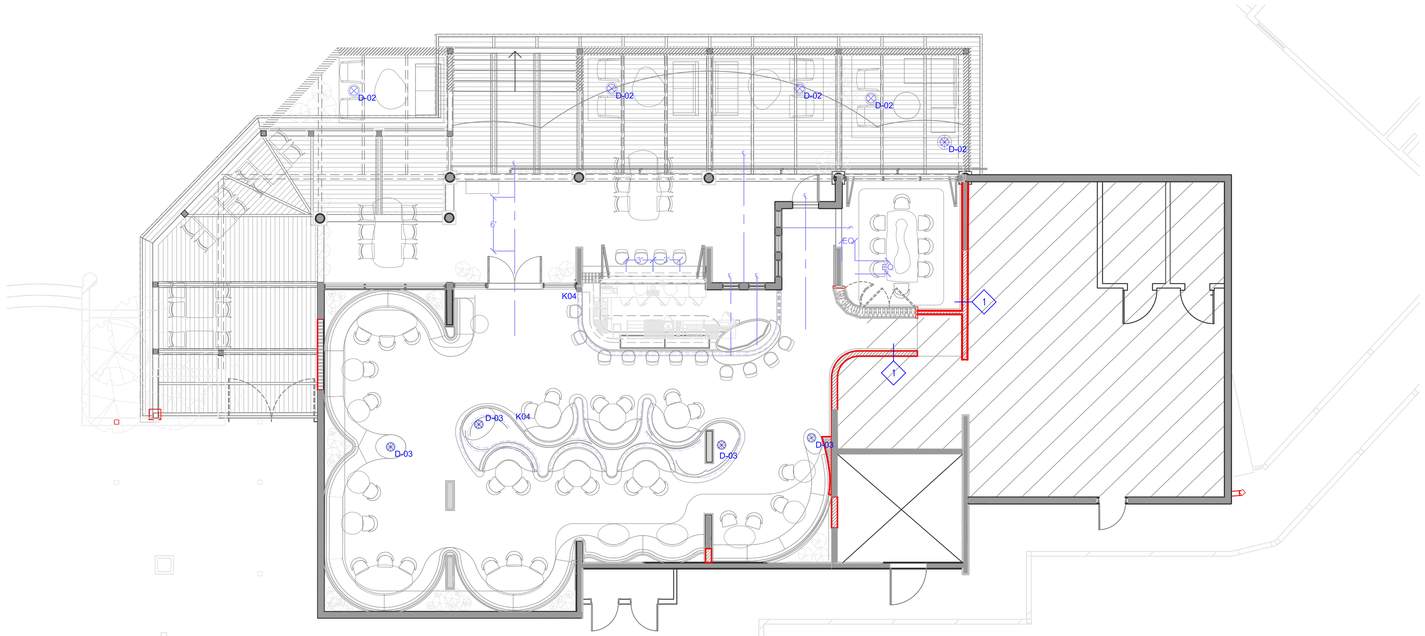

4A TALBE LEMP LIGHTING PLAN

SCALE: 1/8"=1'-0"

EL CONQUISTADOR

STINGRAY RESTAURANT

1000 Avenida El Conquistador
Fajardo, 00738, Puerto Rico

State of Florida Architect of Record
Malcolm Berg, AIA
License No. AR94424

Seal

EoA

ARCHITECTURE | INTERIORS | BRANDING | MASTER PLANNING | LANDSCAPE

1929 PONCE DE LEON BLVD. CORAL GABLES, FL 33134 | 305.444.0990

©EoA, Inc. 2021

No.	Issue	Date
1	DD PROGRESS SET	02/11/2022
2	DD PROGRESS SET	03/08/2022

Drawn by	Reviewed by
CMK	CMK

LIGHTING PLAN

L-01-2.0

Project No. EL CONQUISTADOR

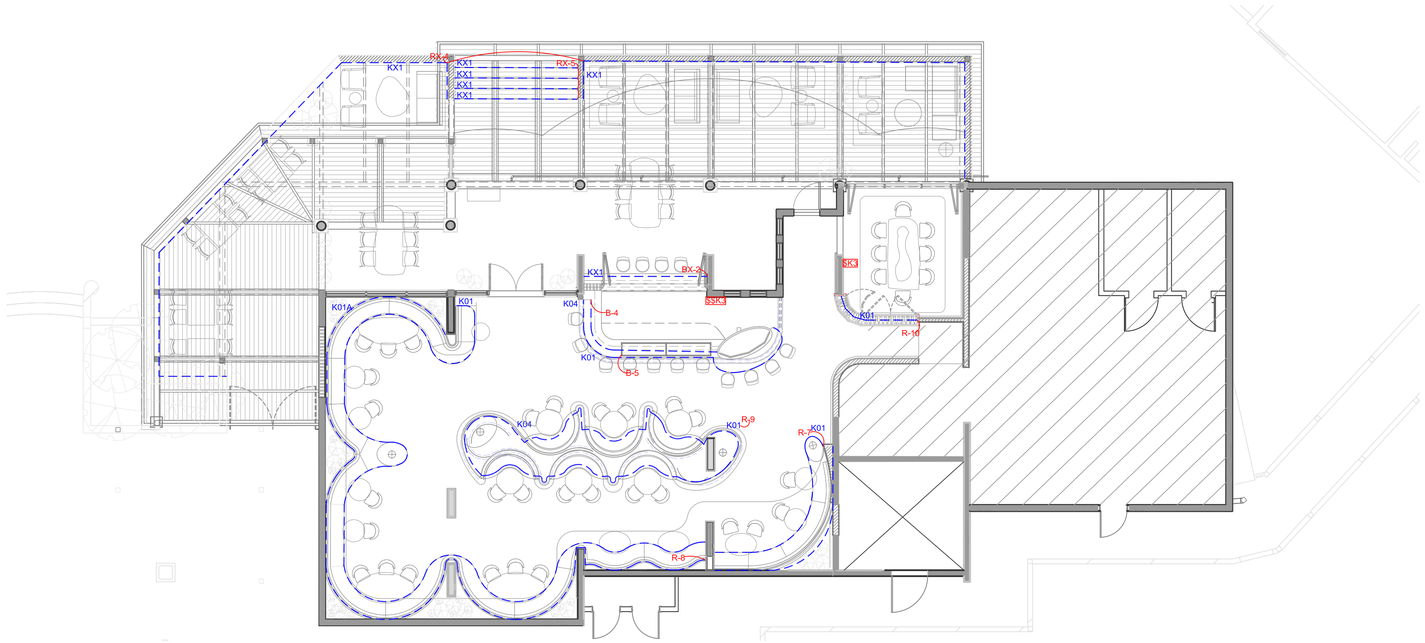

1A MILLWORK / INGEGRATED LIGHTING PLAN

SCALE: 1/8"=1'-0"

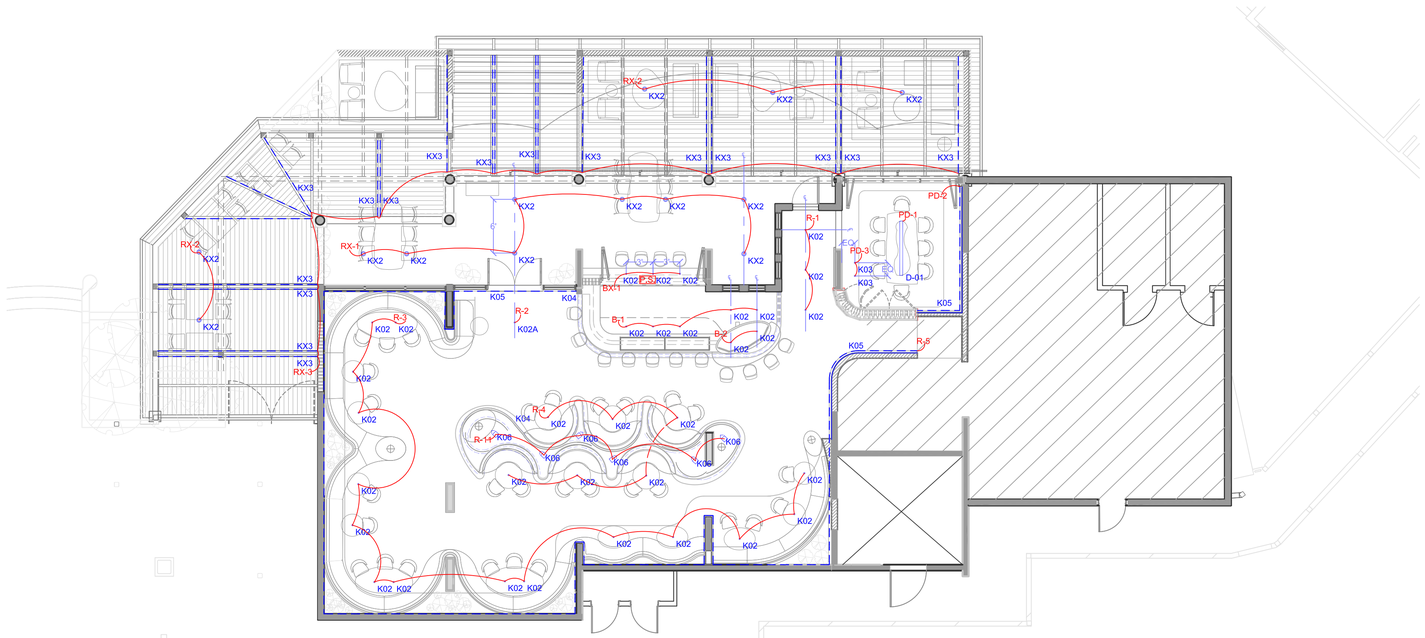

2A CEILING LIGHTING PLAN

SCALE: 1/8"=1'-0"

EL CONQUISTADOR

STINGRAY RESTAURANT

1000 Avenida El Conquistador
Fajardo, 00738, Puerto Rico

State of Florida Architect of Record
Malcolm Berg, AIA
License No. AR94424

Seal

EoA

ARCHITECTURE | INTERIORS | BRANDING | MASTER PLANNING | LANDSCAPE

1929 PONCE DE LEON BLVD. CORAL GABLES, FL 33134 | 305.444.0990

©EoA, Inc. 2021

No.	Issue	Date
1	DD PROGRESS SET	02/11/2022
2	DD PROGRESS SET	03/08/2022

Drawn by	Reviewed by
CMK	CMK

ZONING PLAN

L-02-1.0

Project No. EL CONQUISTADOR

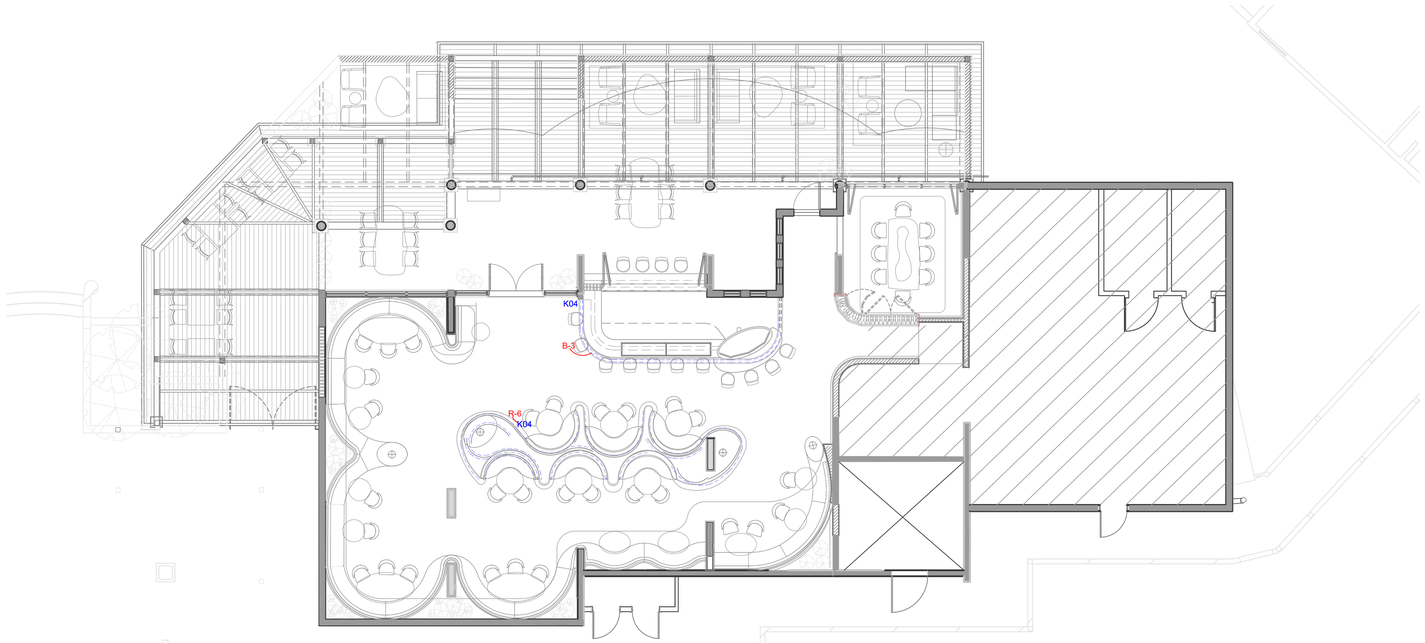

3A SPECIAL LIGHTING PLAN

SCALE: 1/8"=1'-0"

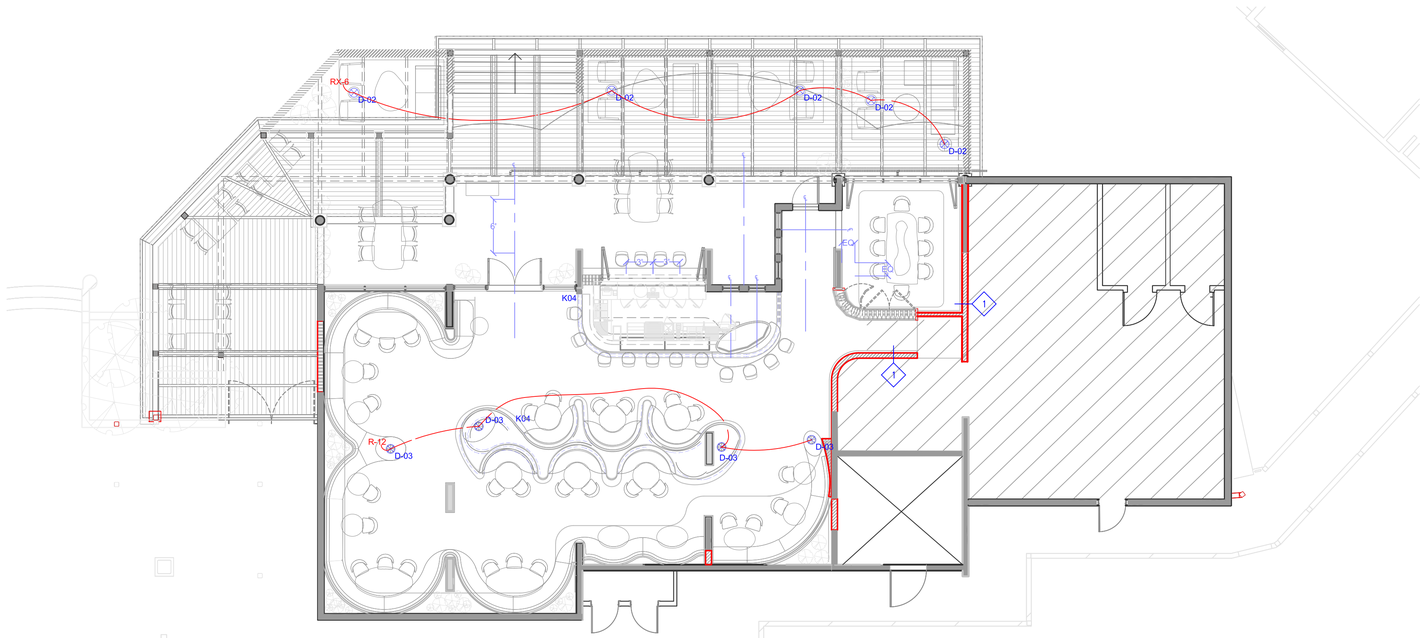

4A TALBE LEMP LIGHTING PLAN

SCALE: 1/8"=1'-0"

EL CONQUISTADOR

STINGRAY RESTAURANT

1000 Avenida El Conquistador
Fajardo, 00738, Puerto Rico

State of Florida Architect of Record
Malcolm Berg, AIA
License No. AR94424

Seal

EoA

ARCHITECTURE | INTERIORS | BRANDING | MASTER PLANNING | LANDSCAPE

1929 PONCE DE LEON BLVD. CORAL GABLES, FL 33134 | 305.444.0990

©EoA, Inc. 2021

No.	Issue	Date
1	DD PROGRESS SET	02/11/2022
2	DD PROGRESS SET	03/08/2022

Drawn by	Reviewed by
CMK	CMK

LIGHTING PLAN

L-01-2.0

Project No. EL CONQUISTADOR

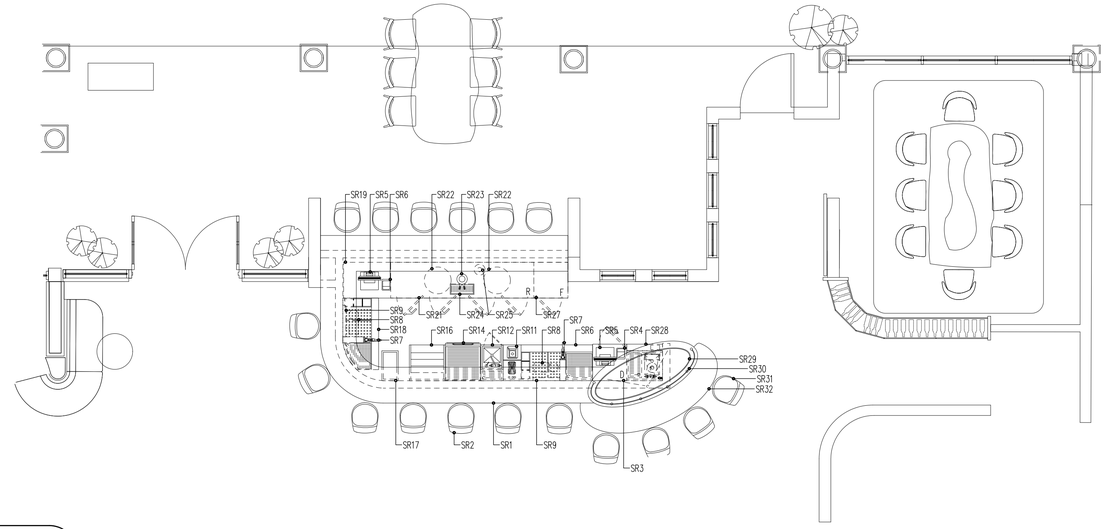

GENERAL NOTES

DIMENSIONS SHOWN ARE FOR DESIGN PURPOSES ONLY AND ARE TO BE CONSIDERED FROM FINISHED WALLS. ALL DIMENSIONS GIVEN MUST BE FIELD VERIFIED BY THE KITCHEN EQUIPMENT CONTRACTOR BEFORE FINAL PLANS ARE SUBMITTED.

THESE DRAWINGS ARE INTENDED TO BE USED IN CONJUNCTION WITH THE WRITTEN FOODSERVICE EQUIPMENT SPECIFICATIONS AS WRITTEN BY INMAN FOODSERVICES GROUP AND IN COORDINATION WITH ARCHITECTURAL/ENGINEERING DRAWINGS AS AN AID TO ALL CONTRACTORS INVOLVED WITH FOODSERVICE EQUIPMENT.

INDICATED MECHANICAL, ELECTRICAL AND PLUMBING INFORMATION AND OUTLETS HAVE BEEN LOCATED AS ACCURATELY AS CAN BE DETERMINED AND ARE INTENDED TO SUIT REQUIREMENTS OF FIXTURES AND EQUIPMENT AS SPECIFIED IN THIS CONTRACT DOCUMENT SET. INMAN FOODSERVICES GROUP SHALL NOT BE RESPONSIBLE FOR ANY DISCREPANCIES WHICH MAY DEVELOP BETWEEN LOCATIONS OF CONNECTIONS SHOWN AND ACTUAL LOCATIONS OF CONNECTIONS OF FIXTURES FURNISHED.

CONNECTIONS SHOWN ON THESE PLANS ARE APPROXIMATE LOCATIONS ON FIXTURES, EXCEPT WHERE OTHERWISE NOTED AND ALLOWANCES MUST BE MADE FOR TRAPS, VALVES, SWITCHES OR OTHER CONNECTION REQUIREMENTS SO AS NOT TO INTERFERE WITH THE OPERATION OF ITEMS OF FOODSERVICE EQUIPMENT.

KITCHEN EQUIPMENT CONTRACTOR SHALL FURNISH THE DIMENSIONED EQUIPMENT LAYOUT PLAN AND MECHANICAL, ELECTRICAL, AND PLUMBING ROUGH-IN DRAWINGS AS PER THE WRITTEN SPECIFICATIONS AS DETAILED UNDER 1.08 SUBMITTALS REQUIREMENTS AND APPROVALS.

THE KITCHEN EQUIPMENT CONTRACTOR SHALL BE RESPONSIBLE FOR ANY DISCREPANCIES BETWEEN THE CONNECTIONS SHOWN HEREIN AND THOSE REQUIRED FOR THE ACTUAL EQUIPMENT FURNISHED AS A RESULT OF SUBSTITUTIONS OR CHANGES INITIATED BY THE KITCHEN EQUIPMENT CONTRACTOR. THE KITCHEN EQUIPMENT CONTRACTOR SHALL BE RESPONSIBLE FOR ANY AND ALL RE-ENGINEERED OR REDESIGN COSTS INCURRED BY SAID SUBSTITUTIONS OR CHANGES.

CONNECTIONS, LOADS AND CONSUMPTIONS SHOWN ON UTILITY CONNECTION PLANS ARE FOR ONE UNIT. TO DETERMINE TOTAL REQUIREMENTS MULTIPLY BY NUMBER IN EQUIPMENT SPECIFICATIONS.

CONSUMPTION RATES SHOWN ON CONNECTION PLANS ARE MAXIMUM RATES ONLY. ACTUAL CONSUMPTION WILL DEPEND UPON THE TOTAL HOURS THE VARIOUS EQUIPMENT ITEMS ARE OPERATED.

ALL WALK-IN COOLER/FREEZER ASSEMBLIES TO MEET U.S. FLAME SPREAD 20 ON CORE MATERIAL AND MEET SMOKE DEVELOPMENT OF 300. COMPLETE ASSEMBLY TO BE U.L. LISTED, MEET STANDARD BUILDING CODE, UNIFORM BUILDING CODE OR B.O.C.A. AS APPLICABLE FOR FOAMED IN PLACE INSULATED PANELS.

IF THE COOLER OR FREEZER ASSEMBLY HAS AN AGGREGATED FLOOR AREA THAT EXCEEDS 400 SQUARE FEET AND IS WITHIN A BUILDING, THE COOLER OR FREEZER ASSEMBLY MUST BE PROTECTED BY BUILDING AUTOMATIC SPRINKLER SYSTEM.

WHEN QUARRY TILE FLOORING IS PROVIDED IN THE FOOD SERVICE AREAS AND INSIDE THE COOLER AND FREEZER ASSEMBLIES, THE GENERAL CONTRACTOR SHALL PROTECT ALL EXPOSED FOODSERVICE EQUIPMENT METAL SURFACES. DURING GROUTING AND A CID WASHING OF FLOORING, GENERAL CONTRACTOR TO PROVIDE POWER VENTILATION TO REMOVE FUMES FROM ALL FOODSERVICE AREAS. RESULTING DAMAGE TO STAINLESS STEEL AS A RESULT OF ACID DAMAGE IS UNREPAIRABLE AS ACID WASH FUMES CHANGE THE METAL COMPOSITION OF STAINLESS STEEL. GENERAL CONTRACTOR WILL BE RESPONSIBLE TO REPLACE ALL ACID DAMAGED FOODSERVICE EQUIPMENT AND COOLER/FREEZER PANELS.

SCHEDULE OF EQUIPMENT
ESCENSE BAR

ITEM	DESCRIPTION	REMARKS
SR1	42" HIGH BAR & DIE WALL	NIKEC
SR2	BAR STOOL	NIKEC
SR3	S/S DRY STORAGE CABINET	–
SR4	EDP/POS PRINTER	NIKEC
SR5	EDP/POS REGISTER	NIKEC
SR6	S/S SPEED POUR STATION	–
SR7	SODA GUN	NIKEC
SR8	AMBIENT CARBONATOR	NIKEC
SR9	UNDERBAR TASK LIGHT	–
SR10	SPARE NUMBER	–
SR11	BAR BLENDER	–
SR12	S/S HAND SINK	–
SR13	SPARE NUMBER	–
SR14	S/S GLASSWASHER	–
SR15	SPARE NUMBER	–
SR16	S/S STEPPED LIQUOR DISPLAY	–
SR17	TRASH RECEPTACLE	–
SR18	S/S SPEED POUR STATION	–
SR19	S/S CABINET	–
SR20	SPARE NUMBER	–
SR21	S/S BACKBAR REFRIGERATOR +34°	REMOTE
SR22	BEER KEGS	NIKEC
SR23	DUAL BEER TAP	–
SR24	S/S DRAINER PAN	–
SR25	CO2 TANK	NIKEC
SR26	SPARE NUMBER	–
SR27	S/S SPECIALTY ICE FREEZER -10°	REMOTE
SR28	S/S OYSTER SHUCKING STATION	–
SR29	S/S ICE COLD PAN	–
SR30	PROTECTOR CASE	NIKEC
SR31	30" HIGH COUNTER TOP	–
SR32	CHAIR	NIKEC

ALL DRAWINGS WRITTEN SPECIFICATIONS AND DETAILS APPEARING HEREIN CONSTITUTE THE ORIGINAL AND UNPUBLISHED WORK OF INMAN FOODSERVICES GROUP - LLC, AND MAY NOT BE DUPLICATED, USED, OR DISCLOSED WITHOUT THE EXPRESS WRITTEN CONSENT OF INMAN FOODSERVICES GROUP - LLC.

INMAN foodservices group
Experience the Experienced
1330 Coral Way, Suite 310, Miami, Florida 33145
ph: 305.859.2025 fax: 305.859.8190

EL CONQUISTADOR
ESCENSE RESTAURANT
1000 Avenida El Conquistador
Fajardo, 00738, Puerto Rico

State of Florida Architect of Record
Malcolm Berg, AIA
License No. AR94424

Seal

In my professional judgment and to the best of my knowledge and belief these plans and specifications comply with applicable ADA and Health Department codes.

EOA
ARCHITECTURE | INTERIORS | BRANDING | MASTER PLANNING | LANDSCAPE
1929 PONCE DE LEON BLVD. CORAL GABLES, FL 33134 | 305.444.0880

©EoA, Inc. 2021

No.	Issue	Date
	ISSUE NAME	DATE

Drawn by	Reviewed by
DRAWNBY	CHECKEDBY

EQUIPMENT PLAN AND SCHEDULE

Scale: 1/4"=1'-0"

FS-2.1

Project No. 21105

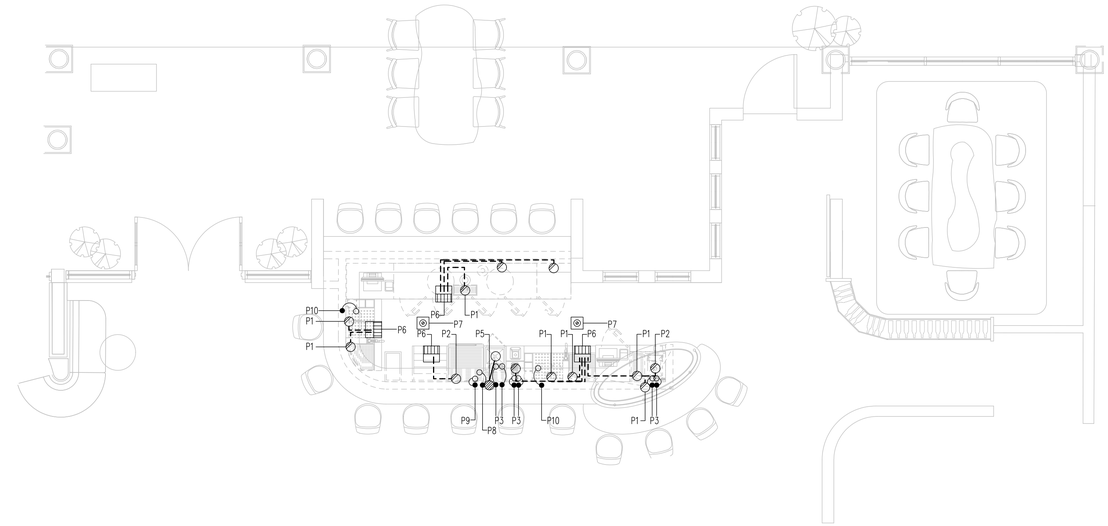

PLUMBING NOTES

ALL DIMENSIONS SHOWN ARE FROM FINISHED WALLS, FLOORS, CEILINGS AND/OR FROM CENTERLINE OF STRUCTURAL COLUMNS. DIMENSIONS ARE TO BE VERIFIED BY THE KITCHEN EQUIPMENT CONTRACTOR AND ALL TRADES UTILIZING THESE PLANS.

ANY "HOLD" DIMENSIONS ARE CLEAR "FINISH-TO-FINISH" UNLESS OTHERWISE NOTED.

UTILITIES SHOWN ARE FOR ITEMS OF FOODSERVICE EQUIPMENT ONLY AND ARE THE MINIMUM REQUIRED TO OPERATE EQUIPMENT. LOCATIONS OF ANY ADDITIONAL PLUMBING UTILITIES WHICH MAY BE REQUIRED SHALL BE DETERMINED BY THE ARCHITECT/ ENGINEER.

PLUMBING PLAN SHOWS OUTLET AND CONNECTION LOCATIONS WITH CAPACITIES. FOR ACTUAL ROUGH-IN LOCATIONS, REFER TO DIMENSIONED DRAWINGS FURNISHED BY KITCHEN EQUIPMENT CONTRACTOR.

FINAL PLUMBING CONNECTIONS INCLUDING MOUNTING OF DRAINS, FAUCETS AND PIPING FROM POINT-OF-CONNECTION ON EQUIPMENT TO BUILDING PLUMBING SYSTEM AND INTERCONNECTIONS BETWEEN EQUIPMENT COMPONENTS SHALL BE PROVIDED BY PLUMBING CONTRACTOR.

ALL PLUMBING MATERIALS, INCLUDING PIPE, TRAPS, STOPS, VALVES, FITTINGS, SHUT-OFFS, WATER HAMMER ARRESTORS, PRESSURE REDUCING VALVES, GAUGES, UNIONS AND INSULATION SHALL BE PROVIDED BY PLUMBING CONTRACTOR.

PLUMBING CONTRACTOR SHALL INSTALL ALL FAUCETS AND PLUMBING ACCESSORIES PROVIDED LOOSE BY KITCHEN EQUIPMENT CONTRACTOR.

UTILITIES (GAS, WATER, STEAM) SHALL BE CONCEALED IN WALLS AND STUBBED-OUT OF FINISHED WALLS 6". PIPING STUBBED OUT OF THE FLOOR OR WALL AND RUN EXPOSED SHALL NOT BE ACCEPTABLE AND IS IN VIOLATION OF HEALTH DEPARTMENT CODES. ALL PENETRATIONS SHALL BE SEALED IN WATER TIGHT.

ALL EXPOSED PIPING SHALL BE CHROME PLATED TO SATISFY LOCAL HEALTH DEPARTMENT.

PLUMBING COMPONENTS, PROVIDED BY PLUMBING CONTRACTOR INCLUDING VALVES, TRAPS, SHUT-OFFS, GAUGES AND CONNECTIONS SHALL NOT INTERFERE IN ANY WAY WITH THE OPERATION OF ITEMS OF FOODSERVICE EQUIPMENT.

WATER PRESSURE IN EQUIPMENT AREA SHOULD NOT EXCEED 50 PSI IN BOTH HOT AND COLD WATER SUPPLY LINES. THE WATER PRESSURE TO DISHWASHERS, GLASSWASHERS AND BOOSTER HEATERS SHOULD NOT EXCEED 25 PSI. PRESSURE REDUCING VALVES PROVIDED BY PLUMBING CONTRACTOR MUST MEET EQUIPMENT MANUFACTURER'S FLOW RECOMMENDATIONS.

FLOOR SINKS SHALL BE INSTALLED FLUSH WITH FINISHED FLOOR WITH OR WITHOUT GRATE COVER AS INDICATED ON PLAN.

ALL LINES SHALL BE FLUSHED FREE OF FOREIGN MATTER AND LINE STRAINERS AND FAUCET AERATORS CLEANED PRIOR TO MAKE-UP OF FINAL UTILITY CONNECTIONS BY PLUMBING CONTRACTOR.

GREASE TRAPS SHALL BE PROVIDED BY PLUMBING CONTRACTOR AND SHALL BE RECESS-MOUNTED, FLUSH WITH TOP OF FINISHED FLOOR. GREASE TRAPS SHALL NOT BE LOCATED BENEATH ANY ITEM OF FOODSERVICE EQUIPMENT AND THE REMOVAL OF COVER SHALL NOT INTERFERE WITH THE OPERATION OF ANY FOODSERVICE EQUIPMENT ITEMS.

ALL DRAIN LINES FOR DISPOSERS SHALL BY-PASS GREASE TRAPS.

HOT WATER TEMPERATURE TO BOOSTER HEATER, DISHMACHINE AND GLASSWASHER MUST BE 140°FAHRENHEIT. HOT WATER LINE FROM BOOSTER HEATER TO GLASSWASHER/ DISHWASHER SHALL BE PROVIDED WITH WATER HAMMER ARRESTOR (ASSE-1010 STD) AT CONNECTION TO DISHWASHER AND SHALL BE PROVIDED BY PLUMBING CONTRACTOR.

TRENCH-TYPE DRAIN TROUGH SHALL BE FURNISHED BY THE KITCHEN EQUIPMENT CONTRACTOR TO THE GENERAL CONTRACTOR FOR INSTALLATION. PLUMBING CONTRACTOR SHALL PROVIDE DRAIN CONNECTIONS AS SHOWN ON DETAILS.

PLUMBING CONTRACTOR SHALL FURNISH AND INSTALL ALL BELOW GRADE 6" BEVERAGE CONDUITS AS INDICATED WITH 24" MINIMUM SWEEPING BENDS. CUT OFF CONDUIT 6" A.F.F. AND CAP OFF CONDUIT MUST BE WATER TIGHT AND MATERIAL MUST MEET ALL LOCAL AND STATE CODES.

PLUMBING CONNECTIONS SCHEDULE

NUMBER	SIZE	DESCRIPTION	LOCATION	A.F.F.	SERVICE TO	ITEM NO.	REMARKS
P1	1"	INDIRECT WASTE	–	–	AIR GAP DRAIN	–	–
P2	2"	INDIRECT WASTE	–	–	AIR GAP DRAIN	–	–
P3	1/2"	HOT & COLD WATER	WALL	18"	FAUCET	–	P.C. TO BRANCH TO CONNECTION AS REQUIRED
P4	1/2"	HOT & COLD WATER	WALL	12"	HAND SINK	–	P.C. TO BRANCH TO CONNECTION AS REQUIRED
P5	1-1/2"	DIRECT WASTE	WALL	–	HAND SINK	–	P.C. TO DETERMINE DRAIN HEIGHT
P6	FLOOR SINK		–	–	–	–	–
P7	FLOOR DRAIN		–	–	–	–	–
P8	3/4"	HOT WAER @ 110° MIN.	DIE	12"	GLASS WASHER	SR14	P.C. TO BRANCH TO CONNECTION AS REQUIRED
P9	1/2"	COLD WATER	DIE	12"	DRAIN TEMP. KIT	SR14	P.C. TO BRANCH TO CONNECTION AS REQUIRED
P10	1/2"	COLD WATER	DIE	12"	AMBIENT CARBONATOR	SR8	P.C. TO BRANCH TO CONNECTION AS REQUIRED

ALL DRAWINGS WRITTEN SPECIFICATIONS AND DETAILS APPEARING HEREIN CONSTITUTE THE ORIGINAL AND UNPUBLISHED WORK OF INMAN FOODSERVICES GROUP - LLC, AND MAY NOT BE DUPLICATED, USED, OR DISCLOSED WITHOUT THE EXPRESS WRITTEN CONSENT OF INMAN FOODSERVICES GROUP - LLC.

INMAN foodservices group
Experience the Experienced.
1330 Coral Way, Suite 310, Miami, Florida 33145
ph: 305.859.2025 fax: 305.859.8130

EL CONQUISTADOR
ESCENSE RESTAURANT
1000 Avenida El Conquistador
Fajardo, 00738, Puerto Rico

State of Florida Architect of Record
Malcolm Berg, AIA
License No. AR94424

Seal

In my professional judgment and to the best of my knowledge and belief these plans and specifications comply with applicable ADA and Health Department codes.

EoA
ARCHITECTURE | INTERIORS | BRANDING | MASTER PLANNING | LANDSCAPE
1929 PONCE DE LEON BLVD. CORAL GABLES, FL 33134 | 305.444.0880

©EoA, Inc. 2021

No.	Issue	Date
	ISSUE NAME	DATE

Drawn by	Reviewed by
DRAWNBY	CHECKEDBY

PLUMBING PLAN AND SCHEDULE

Scale: 1/4"=1'-0"

FS-2.2

Project No. 21105

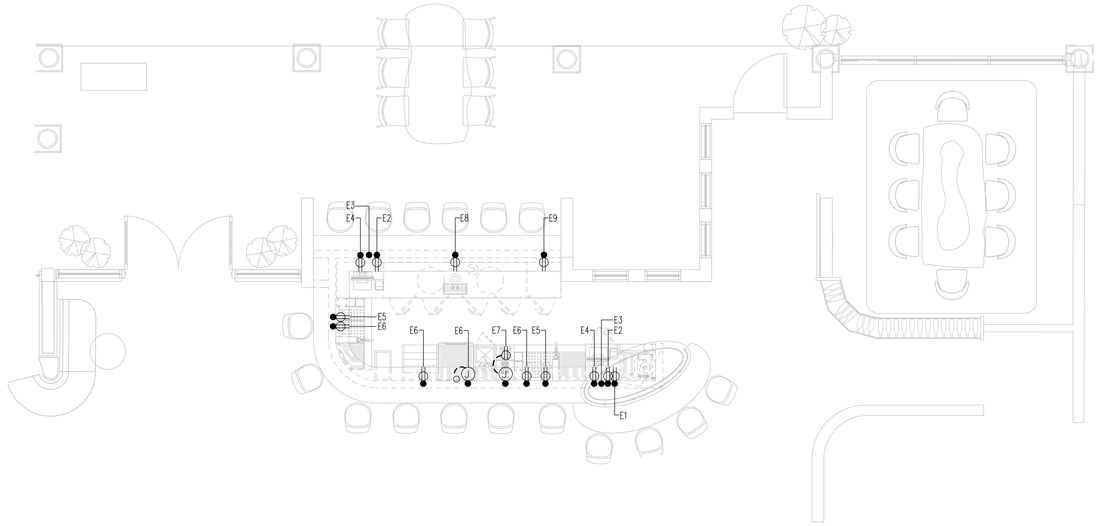

ELECTRICAL NOTES

ELECTRICAL SYSTEM IS DESIGNED FOR 120/208 VOLT, 3 PHASE, 60 HERTZ SYSTEM.

ALL DIMENSIONS SHOWN ARE FROM FINISHED WALLS, FLOORS, CEILINGS AND/OR FROM CENTERLINE OF STRUCTURAL COLUMNS. DIMENSIONS ARE TO BE VERIFIED BY THE KITCHEN EQUIPMENT CONTRACTOR AND ALL TRADES UTILIZING THESE PLANS.

ANY "HOLD" DIMENSIONS ARE CLEAR "FINISH-TO-FINISH" UNLESS OTHERWISE NOTED.

UTILITIES SHOWN ARE FOR ITEMS FOR FOOD SERVICE EQUIPMENT ONLY AND ARE THE MINIMUM REQUIRED TO OPERATE EQUIPMENT. LOCATIONS OF ANY ADDITIONAL ELECTRICAL UTILITIES (CONVENIENCE RECEPTACLES, TELEPHONE JACKS, INTERCOM JACKS, ETC.) WHICH MAY BE REQUIRED SHALL BE DETERMINED BY THE ARCHITECT/ ENGINEER.

ELECTRICAL PLAN SHOWS OUTLETS AND CONNECTION WITH CAPACITIES. FOR ACTUAL ROUGH-IN LOCATIONS, REFER TO DIMENSIONED DRAWINGS PROVIDED BY KITCHEN EQUIPMENT CONTRACTOR.

FINAL ELECTRICAL CONNECTIONS INCLUDING WIRING FROM POINT-OF CONNECTION ON EQUIPMENT TO BUILDING ELECTRICAL SYSTEM AND INTERCONNECTIONS BETWEEEN EQUIPMENT COMPONENTS SHALL BE PROVIDED BY ELECTRICAL CONTRACTOR.

ALL ELECTRICAL MATERIALS, INCLUDING WIRE, CONDUIT, OVERLOAD PROTECTION, MAIN SWITCHES, SAFETY CUT-OUTS, FUSE BOXES, SHUNT-STRIP BREAKERS, DISCONNECT SWITCHES AND CONTROLS SHALL BE PROVIDED BY ELECTRICAL CONTRACTOR.

UTILITIES SHALL BE CONCEALED IN WALLS AND STUBBED-OUT OF WALLS. WIRING STUBBED OUT OF FLOOR AND RUN EXPOSED ON THE FACE OF THE WALL SHALL NOT BE ACCEPTABLE.

ELECTRICAL COMPONENTS, INCLUDING MAIN SWITCHES, FUSE BOXES, TERMINAL PANELS, DISCONNECT SWITCHES CONDUIT AND CONNECTIONS SHALL NOT INTERFERE IN ANY WAY WITH THE OPERATION OF ITEMS OF FOODSERVICE EQUIPMENT.

AMPERAGES INDICATED ARE TOTAL FOR EACH UNIT AND NOT IN ADDITION TO ANY HP AND/OR KW RATINGS SHOWN.

WHERE CALLED FOR, KITCHEN EQUIPMENT CONTRACTOR SHALL FURNISH CORDS AND PLUGS FOR INSTALLATION BY ELECTRICAL CONTRACTOR. NEMA NUMBERS SHOWN INDICATE THE CAP CONFIGURATION TO BE PROVIDED FOR THE EQUIPMENT. ANY DIRECT CONNECTIONS SHALL BE PROVIDED BY ELECTRICAL CONTRACTOR.

ALL LIGHT FIXTURES IN FOOD STORAGE, PREPARATION, SERVICE OR DISPLAY FACILITIES, AS WELL AS UTENSIL CLEANING AND STORAGE AREAS SHALL HAVE SHIELDING OVER BULBS.

FIRE PROTECTION SYSTEM REMOTE CABLE PULL BOX SHALL BE RECESS MOUNTED OCTAGONAL J-BOX WITH SCREW HOLES AT 2- AND 8'-0" CLOCK WITH 1/2" EMT CONDUIT OUT OF TOP, CONCEALED IN WALL TO 6" ABOVE FINISHED CEILING, BY ELECTRICAL CONTRACTOR.

ELECTRICAL CONTRACTOR SHALL PROVIDE AN EMPTY CONDUIT BETWEEN WASTE PULPING UNIT AND WASTE EXTRACTOR UNIT FOR LOW VOLTAGE CONTROL WIRING.

ELECTRICAL CONTRACTOR SHALL PROVIDE EMPTY CONDUIT WITH J-BOXES FOR INSTALLATION OF OWNER SUPPLIED CASH REGISTER SYSTEM. VERIFY EXACT REQUIREMENTS WITH EQUIPMENT SUPPLIER.

ELECTRICAL CONTRACTOR SHALL PROVIDE COMPUTER GRADE, ISOLATED GROUND ELECTRICAL SERVICE FOR ELECTRICAL CASH REGISTER EQUIPMENT. VERIFY EXACT REQUIREMENTS WITH EQUIPMENT SUPPLIES.

ELECTRICAL RECEPTACLES SHALL BE INSTALLED WITH THEIR LONG DIMENSION RUN HORIZONTALLY. ALL 120/1 SINGLE AND DOUBLE RECEPTACLES TO BE PROVIDED AS GFI PROTECTED.

ELECTRICAL CONTRACTOR SHALL PROVIDE EMPTY CONDUIT RACEWAY SYSTEM, FOR REMOTE REFRIGERATION LINES AS INDICATED ON REFRIGERATION PLAN AND DETAILS. CONDUIT SHALL HAVE 24" MINIMUM RADIUS BENDS.

ELECTRICAL CONTRACTOR SHALL PROVIDE CONDUIT AND POWER AND CONTROL WIRING BETWEEN REMOTE LOW TEMPERATURE EVAPORATORS AND REMOTE COMPRESSOR RACK. REFER TO DRAWINGS FOR DETAILS.

ELECTRICAL CONNECTIONS SCHEDULE

NUMBER	CONNECTION	SERVICE TO	ITEM NO.	RATING	VOLT	PHASE	LOCATION	A.F.F.	REMARKS
E1	DUPLEX	S/S DRY STORAGE CABINET	SR3	1.3 A	120	1	DIE	18"	–
E2	DUPLEX	EDP/POS PRINTER	SR4	10.0 A	120	1	DIE	18"	–
E3	E.C. TO PROVIDE EMPTY CONDUIT W/JUNCTION BOX FOR OWNER SUPPLIED EDP/POS SYSTEM & PRINTER. VERIFY REQUIREMENTS & LOCATIONS W/OWNER/OPERATOR EDP/POS PLANS.								
E4	DUPLEX	EDP/POS REGISTER	SR5	10.0 A	120	1	DIE	18"	–
E5	DUPLEX	AMBIENT CARBONATOR	SR8	15.0 A	120	1	DIE	18"	–
E6	DUPLEX	UNDERBAR TASK LIGHT	SR9/SR16	15.0 A	120	1	DIE	18"	–
E7	JB/DUPLEX	BAR BLENDER	SR11	1.0 HP	120	1	DIE	18"	E.C. TO BRANCH TO CONNECTION AS REQUIRED
E8	JUNCT. BOX	GLASSWASHER	SR14	60. A	208	1	DIE	18"	E.C. TO BRANCH TO CONNECTION AS REQUIRED
E9	DUPLEX	BACKBAR REFRIGERATOR	SR21	3.7 A	120	1	DIE	18"	REMOTE COMPRESSOR
E10	DUPLEX	BACKBAR FREEZEZER	SR27	1.3 A	120	1	DIE	18"	REMOTE COMPRESSOR

ALL DRAWINGS WRITTEN SPECIFICATIONS AND DETAILS APPEARING HEREIN CONSTITUTE THE ORIGINAL AND UNPUBLISHED WORK OF INMAN FOODSERVICES GROUP - LLC, AND MAY NOT BE DUPLICATED, USED, OR DISCLOSED WITHOUT THE EXPRESS WRITTEN CONSENT OF INMAN FOODSERVICES GROUP - LLC.

INMAN foodservices group
Experience the Experienced.
1330 Coral Way, Suite 310, Miami, Florida 33145
ph: 305.859.2025 fax: 305.859.8130

EL CONQUISTADOR
ESCENSE RESTAURANT
1000 Avenida El Conquistador
Fajardo, 00738, Puerto Rico

State of Florida Architect of Record
Malcolm Berg, AIA
License No. AR94424

Seal

In my professional judgment and to the best of my knowledge and belief these plans and specifications comply with applicable ADA and Health Department codes.

EoA
ARCHITECTURE | INTERIORS | BRANDING | MASTER PLANNING | LANDSCAPE
1629 PONCE DE LEON BLVD. CORAL GABLES, FL 33134 | 305.444.0990

©EoA, Inc. 2021

No.	Issue	Date
	ISSUE NAME	DATE

Drawn by	Reviewed by
DRAWNBY	CHECKEDBY

ELECTRICAL PLAN AND SCHEDULE

Scale: 1/4"=1'-0"

FS-2.3

Project No. 21105

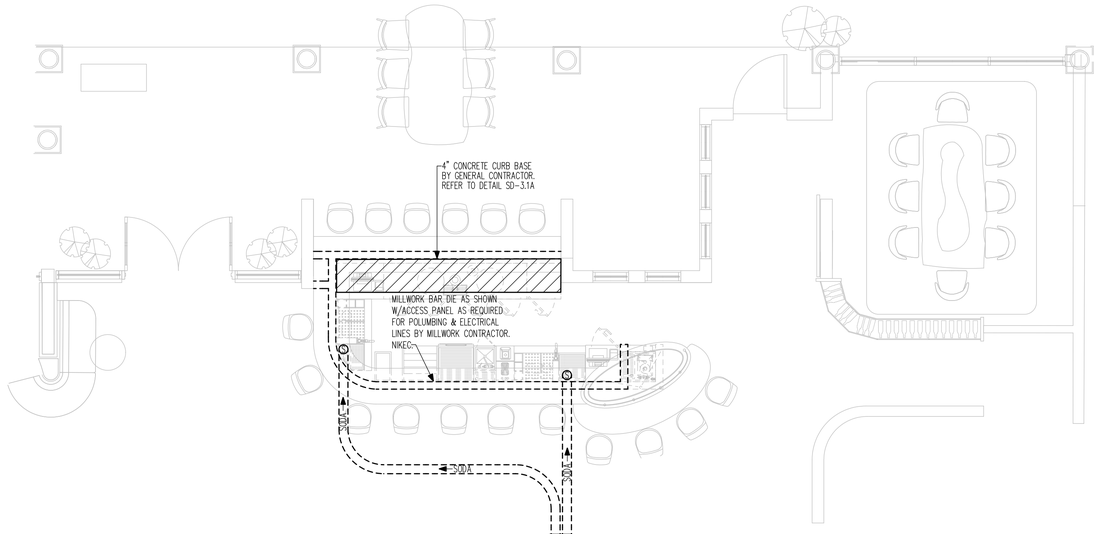

SPECIAL CONDITIONS NOTES

ALL DIMENSIONS SHOWN ARE FROM FINISHED WALLS, FLOORS, CEILINGS AND/OR FROM CENTER LINE OF STRUCTURAL COLUMNS. DIMENSIONS ARE TO BE VERIFIED BY THE KITCHEN EQUIPMENT CONTRACTOR AND ALL TRADES UTILIZING THESE PLANS.

ANY "HOLD" DIMENSIONS ARE CLEAR "FINISH-TO-FINISH" UNLESS OTHERWISE NOTED.

REFER TO ARCHITECTURAL/ENGINEERING DRAWINGS FOR ACTUAL CONSTRUCTION DIMENSIONS, LOCATION, THICKNESS AND FINISH OF PARTITIONS, FURRING AND DOOR SIZES AND LOCATIONS NOT INDICATED ON THE SPECIAL CONDITIONS PLAN.

CEILINGS SHALL BE SMOOTH, NON-ABSORBENT, WASHABLE AND LIGHT COLORED, BY GENERAL CONTRACTOR.

GENERAL CONTRACTOR TO FURNISH AND INSTALL ANGLE IRON TO UNDERSIDE OF BUILDING STRUCTURE ABOVE TO SUPPORT EXHAUST VENTILATOR. COORDINATE INSTALLATION WITH THE KITCHEN EQUIPMENT CONTRACTOR

DEPRESSIONS FOR WALK-IN FREEZER/COOLER ASSEMBLIES AND/OR FLOOR TROUGHS SHALL BE SMOOTH AND TRANSIT-LEVEL. REFER TO PLAN FOR SIZES, DEPTHS AND ADDITIONAL INFORMATION.

CONCRETE AND MASONRY BASES AND CURBS SHALL BE SMOOTH AND TRANSIT-LEVEL. ALL EXPOSED SURFACES SHALL BE FINISHED THE SAME AS FINISHED FLOOR. REFER TO PLAN FOR SIZES AND ADDITIONAL INFORMATION.

ALL BACKING MATERIALS SUITABLE FOR WALL-MOUNTED EQUIPMENT SHALL BE PROVIDED BY GENERAL CONTRACTOR AS DETAILED.

ALL STRUCTURE SUPPORT MATERIALS AND BRACING SUITABLE FOR CEILING HUNG EQUIPMENT SHALL BE PROVIDED BY THE GENERAL CONTRACTOR. COORDINATE INSTALLATION WITH THE KITCHEN EQUIPMENT CONTRACTOR.

ALL RACKS AND/OR PLATFORMS FOR ROOF-MOUNTED EQUIPMENT AND COMPRESSOR RACKS SHALL BE PROVIDED BY GENERAL CONTRACTOR.

ALL WALL, FLOOR AND/OR ROOF SLEEVES SHALL BE PROVIDED BY GENERAL CONTRACTOR.

KITCHEN EQUIPMENT CONTRACTOR SHALL UNDER NO CONDITIONS SET-IN-PLACE OR INSTALL ANY PIECE OF EQUIPMENT PRIOR TO TILE FLOORS BEING ACID WASHED AND RINSED.

WHERE QUARRY TILE FLOORS ARE EXTENDED INTO WALK-IN FREEZER/COOLER ASSEMBLIES, GENERAL CONTRACTOR SHALL PROTECT ALL EXPOSED METAL SURFACES AND REMOVE DOORS PRIOR TO ACID WASHING OF FLOORS AND PROVIDE POWER VENTILATION TO REMOVE FUMES.

GENERAL CONTRACTOR SHALL PROVIDE WALL OPENINGS TO ACCOMODATE ITEMS OF PASS-THRU AND CONVEYOR EQUIPMENT AS DETAILED ON PLAN. REFER TO PLAN FOR ADDITIONAL INFORMATION.

GENERAL CONTRACTOR SHALL PROVIDE OPENING OR RECESS AS REQUIRED FOR DISPOSER AND/OR PULPER CONTROL PANELS. REFER TO PLAN FOR ADDITIONAL INFORMATION.

BEVERAGE SYSTEM CONDUIT SHALL BE 6" MINIMUM DIAMETER WITH 24" MINIMUM RADIUS EASY-SWEEP BENDS AT ALL TURNS AND FLOOR PENETRATIONS. CONDUIT SHALL BE RUN BELOW FLOOR SLAB WHERE EVER POSSIBLE AND SHALL BE ROUTED TO PROVIDE THE SHORTEST RUNS POSSIBLE. RUNS SHOULD NOT EXCEED 75'-0" WITHOUT A PULL BOX. ALL PULL BOXES SHALL BE STAINLESS STEEL WHERE EXPOSED AND SHALL BE LOCATED IN ACCESSIBLE AREAS. FOR ABOVE SLAB INSTALLATIONS OR WHERE CONDUIT PASSES THROUGH RETURN AIR PLENUMS. PROVIDE 6" EMT CONDUIT (PVC WILL NOT BE PERMITTED). CONDUIT MUST BE PROVIDED BY GENERAL CONTRACTOR.

16 GAUGE STAINLESS STEEL CORNER GUARDS SHALL BE FURNISHED AND INSTALLED BY KITCHEN EQUIPMENT CONTRACTOR AS PER PLANS AND DETAILS.

ALL DRAWINGS WRITTEN SPECIFICATIONS AND DETAILS APPEARING HEREIN CONSTITUTE THE ORIGINAL AND UNPUBLISHED WORK OF INMAN FOODSERVICES GROUP - LLC, AND MAY NOT BE DUPLICATED, USED, OR DISCLOSED WITHOUT THE EXPRESS WRITTEN CONSENT OF INMAN FOODSERVICES GROUP - LLC.

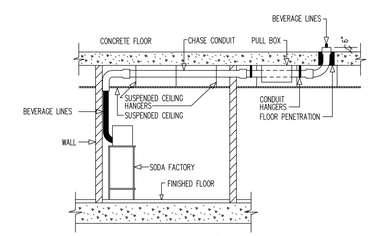

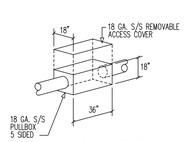

PULLBOX DETAIL

NOTE:
BEVERAGE SYSTEM CONDUIT SHALL BE 6" INSIDE DIAMETER MINIMUM WITH 24" MINIMUM RADIUS. EASY SWEEP BENDS AT ALL TURNS. WHEREVER POSSIBLE LINES SHALL BE ROUTED TO PROVIDE THE SHORTEST RUNS POSSIBLE. FOR ABOVE SLAB INSTALLATIONS OR WHERE CONDUIT PASSES THRU RETURN AIR PLENUMS, PROVIDE 6" E.M.T. CONDUIT (P.V.C. WILL NOT BE PERMITTED). INSTALL PULLBOX EVERY 75 LINEAR FEET OR EVERY 3 BENDS WHICHEVER OCCURS FIRST. ACCESS TO PULLBOXES MUST BE MAINTAINED UNTIL BEVERAGES LINES HAVE BEEN PULLED. CONDUIT MUST BE WATER TIGHT. DEBURR ALL SHARP EDGES AND SAW CUTS ON INSIDE DIAMETER OF CONDUIT. PROVIDE 18" MINIMUM CENTERS ON CONTINUING STUB-UPS. STUB-UPS SHALL BE 5" A.F.F. CAP END OF CONDUIT DURING CONSTRUCTION. INSTALL ELECTRICIANS PULL LINE IN CONDUIT.
RECOMMENDED CONDUIT SUPPLIER:
COLOMBO OR KELLY BEVWAY.

TYPICAL BEVERAGE CONDUIT INSTALLATION
FOR REFERENCE ONLY

SCALE: N.T.S.

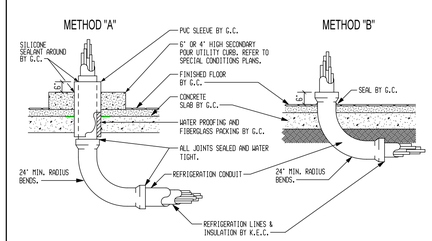

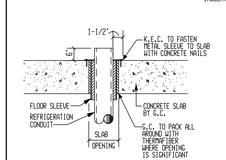

METAL SLEEVE DETAIL "A"

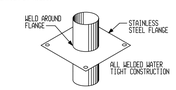

METAL SLEEVE DETAIL "B"

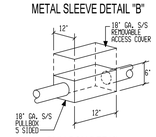

PULLBOX DETAIL

NOTE:
LOCAL CODES MAY REQUIRE ADDITIONAL OR ALTERNATE METHODS OF FLOOR PENETRATION THAN THOSE SHOWN ABOVE. REFER TO DRAWINGS AND DRAWING NOTES FOR CONDUIT SIZES AND TRADE DICTATION.

BEVERAGE SLEEVE

STANDARD DETAIL SD-3.1

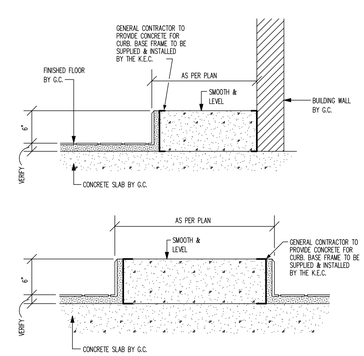

NOTE:
ALL DIMENSIONS GIVEN ARE FROM FINISHED SURFACES.
SOLID CONCRETE CURB SHALL BE FORMED UP AND POURED BY THE GENERAL CONTRACTOR INTO FRAME SUPPLIED BY K.E.C. CONCRETE CURB DIMENSIONS ARE TO BE VERIFY WITH FABRICATED EQUIPMENT DRAWINGS BY THE KITCHEN EQUIPMENT CONTRATOR BEFORE CURBS ARE POURED.

MASONRY EQUIPMENT BASE

SCALE: N.T.S.

INMAN
foodservices group
Experience the Experienced.
1330 Coral Way, Suite 310, Miami, Florida 33145
ph: 305.859.2025 fax: 305.859.8190

EL CONQUISTADOR
ESCENSE RESTAURANT
1000 Avenida El Conquistador
Fajardo, 00738, Puerto Rico

State of Florida Architect of Record
Malcolm Berg, AIA
License No. AR94424

Seal

In my professional judgment and to the best of my knowledge and belief these plans and specifications comply with applicable ADA and Health Department codes.

EoA
ARCHITECTURE | INTERIORS | BRANDING | MASTER PLANNING | LANDSCAPE
1929 PONCE DE LEON BLVD. CORAL GABLES, FL 33134 | 305.444.0890

©EoA, Inc. 2021

No.	Issue	Date
	ISSUE NAME	DATE

Drawn by	Reviewed by
DRAWNBY	CHECKEDBY

SPECIAL CONDITIONS
PLAN AND SCHEDULE

Scale: 1/4"=1'-0"

FS-2.4

Project No. 21105

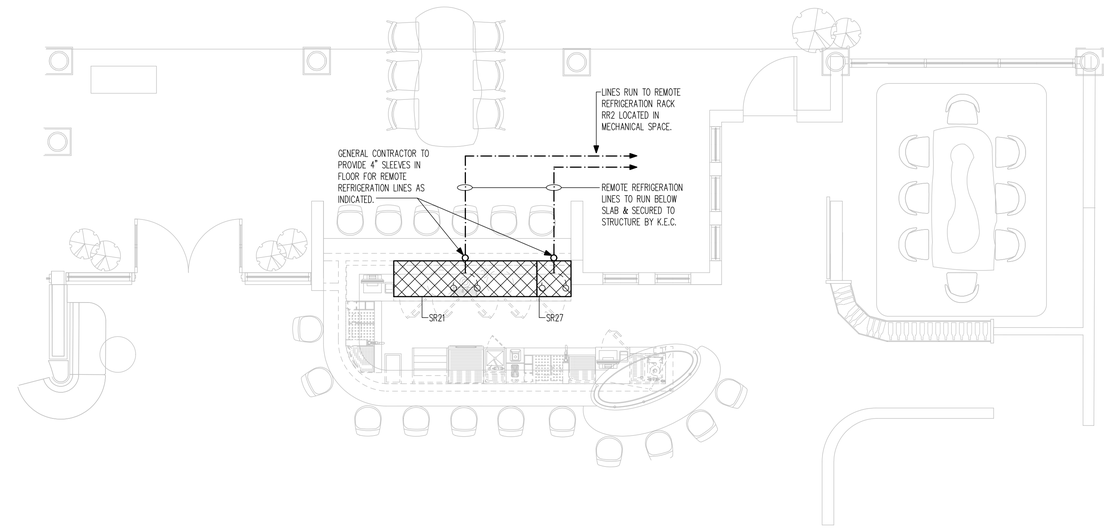

REFRIGERATION CONNECTIONS SCHEDULE

ITEM	DESCRIPTION	TEMP. RANGE	REMARKS
SR21	S/S BACKBAR REFRIGERATOR	+34°	–
SR27	S/S SPECIALTY ICE FREEZER	−10°	–

REFRIGERATION NOTES

ALL MATERIALS AND INSTALLATION SHALL BE IN ACCORDANCE WITH ALL LOCAL CODES AND JURISDICTIONAL AUTHORITIES.

SLEEVES AND CONDUIT RUNS SHOWN ON THIS PLAN ARE SCHEMATIC ONLY AND FURNISHED AS A GUIDE. IT WILL BE NECESSARY TO COPE WITH FIELD AND CONSTRUCTION CONDITIONS. CONDUIT SYSTEM SHALL BE PROVIDED BY THE GENERAL CONTRACTOR AND SHALL BE ROUTED TO PROVIDE THE SHORTEST RUNS POSSIBLE.

ALL REFRIGERATOR COPPER SHALL BE REFRIGERATION GRADE TUBING ONLY. (ALL REFRIGERATION DRAIN PIPING SHALL BE GRADE ACR OR TYPE "L" SEAMLESS). JOINTS FOR ALL HARD COPPER AND SOFT COPPER TO BE SWEAT-TYPE FITTINGS. FOR STEEL TO COPPER CONNECTION USE SILVER SOLDER; COPPER TO COPPER USE SILVER BEARING ALLOY SOLDER SUCH AS EASY-FLO 45.

SUCTION LINES SHALL BE INSULATED WITH APPROVED INSULATING MATERIAL. LIQUID AND SUCTION LINES SHALL NOT BE CLAMPED OR SOLDERED TOGETHER DUE TO EXPANSION.

MECHANICAL BENDS IN TUBING SHALL NOT BE ACCEPTABLE.

ALL SUCTION LINES WITH A VERTICAL RISE OF EIGHT FEET OR MORE SHALL HAVE P-TRAP FOR OIL RETURN.

REFRIGERATION LINES TO WALK-IN FREEZER/COOLER ASSEMBLIES SHALL BE RUN ABOVE CEILINGS AND DROPPED AT POINT OF CONNECTION TO EVAPORATOR COIL.

KITCHEN EQUIPMENT CONTRACTOR SHALL PROVIDE AND INSTALL ALL REFRIGERATION SUCTION AND LIQUID LINES FROM REMOTE CONDENSING UNITS TO UNIT EVAPORATORS, LINE HANGERS, ESCUTCHEON PLATES, VALVES, SIGHT GLASSES, PRESSURE CONTROLS, FILTER DRYERS, AND HAND VALVES.

KITCHEN EQUIPMENT CONTRACTOR SHALL PROVIDE FACTORY MOUNTED EXPANSION VALVESAND TEMPERATURE CONTROLS FOR EACH SYSTEM AS SPECIFIED.

AFTER REFRIGERANT CONNECTIONS HAVE BEEN COMPLETED, THE BALANCE OF THE SYSTEM SHALL BE LEAK TESTED WITH ALL VALVES OPEN.

ALL COMPLETED REFRIGERATION SYSTEMS MUST BE EVACUATED TO 300 MICRONS OR LESS WITH VACUUM PUMP.

ALL DRAWINGS WRITTEN SPECIFICATIONS AND DETAILS APPEARING HEREIN CONSTITUTE THE ORIGINAL AND UNPUBLISHED WORK OF INMAN FOODSERVICES GROUP - LLC, AND MAY NOT BE DUPLICATED, USED, OR DISCLOSED WITHOUT THE EXPRESS WRITTEN CONSENT OF INMAN FOODSERVICES GROUP - LLC.

INMAN foodservices group
Experience the Experienced
1330 Coral Way, Suite 310, Miami, Florida 33145
ph: 305.859.2025 fax: 305.859.8190

EL CONQUISTADOR
ESCENSE RESTAURANT
1000 Avenida El Conquistador
Fajardo, 00738, Puerto Rico

State of Florida Architect of Record
Malcolm Berg, AIA
License No. AR94424

Seal

In my professional judgment and to the best of my knowledge and belief these plans and specifications comply with applicable ADA and Health Department codes.

EoA
ARCHITECTURE | INTERIORS | BRANDING | MASTER PLANNING | LANDSCAPE
1828 PONCE DE LEON BLVD. CORAL GABLES, FL 33134 | 305.444.0990

©EoA, Inc. 2021

No.	Issue	Date
	ISSUE NAME	DATE

Drawn by	Reviewed by
DRAWNBY	CHECKEDBY

REFRIGERATION PLAN AND SCHEDULE

Scale: 1/4"=1'-0"

FS-2.5

Project No. 21105

SCHEDULE OF EQUIPMENT
ESCENSE KITCHEN

ITEM	DESCRIPTION	REMARKS
SK1	14" STORAGE SHELVING	–
SK2	18" STORAGE SHELVING	–
SK3	24" STORAGE SHELVING	–
SK4	CO2 TANK	NIKEC
SK5	BIB RACK ASSEMBLY	NIKEC
SK6	COOK'S COOLER ASSEMBLY	–
SK7	BLOWER COIL +34"	REMOTE
SK8	18" COOLER SHELVING	–
SK9	SPARE NUMBER	–
SK10	FREEZER ASSEMBLY	–
SK11	BLOWER COIL –10"	REMOTE
SK12	18" FREEZER SHELVING	–
SK13	SPARE NUMBER	–
SK14	PANTRY COOLER ASSEMBLY	–
SK15	BLOWER COIL +34"	REMOTE
SK16	18" COOLER SHELVING	–
SK17	S/S MOBILE PAN RACK	–
SK18	S/S CORNER GUARD	–
SK19	S/S MOP SINK CABINET	–
SK20	S/S FLOOR TROUGH W/GRATE	–
SK21	S/S ICE STORAGE BIN	–
SK22	S/S CUBE ICE MAKER	WATER COOLED
SK23	WATER FILTER ASSEMBLY	–
SK24	S/S UTENSIL WASH SINK	–
SK25	S/S HAND SINK W/EYE WASH	–
SK26	TRASH RECEPTACLE	–
SK27	S/S CLEAN DISHTABLE	–
SK28	S/S MOBILE DISH DOLLY	–
SK29	S/S DISHMACHINE W/BOOSTER HEATER	–
SK30	S/S VENT DUCT	–
SK31	S/S SOILED DISHTABLE	–
SK32	U/C HOSE REEL	–
SK33	DISPOSER W/CONTROL W/PANEL	–
SK34	MOBILE TRASH RECEPTACLE	–
SK35	S/S FLOOR TROUGH W/GRATE	–
SK36	S/S COOK'S TABLE W/SINK	–
SK37	S/S PASS-THRU REFRIGERATOR +34"	AIR-COOLED
SK38	S/S REFRIGERATED COLD PAN +34"	REMOTE
SK39	UNDERCOUNTER REFRIGERATOR +34"	REMOTE
SK40	EDP/POS PRINTER	NIKEC
SK41	CHECK MINDER	–

SCHEDULE OF EQUIPMENT
ESCENSE KITCHEN

ITEM	DESCRIPTION	REMARKS
SK42	ROTARY TOASTER	–
SK43	S/S RAISED RAIL REFRIGERATOR +34"	REMOTE
SK44	SPARE NUMBER	–
SK45	HOT FOOD WELL	–
SK46	DUAL HEAT LAMP	–
SK47	SPARE NUMBER	–
SK48	S/S RAISED RAIL REFRIGERATOR +34"	REMOTE
SK49	S/S SOUP WELL	–
SK50	S/S MOBILE LANDING TABLE	–
SK51	S/S DUAL TEMP REFRIGERATOR +34°/–10°	AIR-COOLED
SK52	S/S EXHAUST VENTILATOR	–
SK53	FIRE SUPPRESSION SYSTEM	–
SK54	S/S WALL FLASHING	–
SK55	FRYER/FILTER ASSEMBLY	–
SK56	GRIDDLE TOP RANGE W/CONVECTION OVEN	–
SK57	CHEESEMELTER	–
SK58	S/S REFRIGERATED GRILL STAND +34"	AIR-COOLED
SK59	CHARBROILER	–
SK60	S/S BROILER SHELF	–
SK61	2-BURNER RANGE	–
SK62	6-BURNER RANGE	–
SK63	SALAMANDER BROILER	–
SK64	POT FILLER	–
SK65	6" SPREADER CABINET	–
SK66	SPARE NUMBER	–
SK67	SPARE NUMBER	–
SK68	S/S EQUIPMENT STAND	–
SK69	DUAL COMBI OVEN	–
SK70	WATER FILTRATION SYSTEM	–
SK71	EXHAUST VENTILATOR	–
SK72	FIRE SUPPRESSION SYSTEM	–
SK73	S/S HAND SINK	–
SK74	TRASH RECEPTACLE	–
SK75	S/S DROP-IN ICE CREAM CABINET –10°	AIR-COOLED
SK76	S/S DIPPERWELL	–
SK77	S/S WORK COUNTER	–
SK78	S/S RAISED RAIL REFRIGERATOR +34"	REMOTE
SK79	S/S WALL SHELVING	–
SK80	SPARE NUMBER	–
SK81	S/S WORKTABLE W/SINK	–
SK82	CLASS K FIRE EXTINGUISHER	NIKEC

SCHEDULE OF EQUIPMENT
ESCENSE KITCHEN

ITEM	DESCRIPTION	REMARKS
SS1	S/S REFRIGERATOR +34"	AIR-COOLED
SS2	S/S BEVERAGE COUNTER W/SINK	–
SS3	S/S WALL SHELVING	–
SS4	SHUTTLE COFFEE BREWER	NIKEC
SS5	COFFEE GRINDER	NIKEC
SS6	CUP/GLASS RACK DOLLY	–
SS7	SPARE NUMBER	–
SS8	S/S WALL CABINET	–
SS9	SPARE NUMBER	–
SS10	SPARE NUMBER	–
SS11	ICED TEA BREWER	NIKEC
SS12	S.S DROP-IN SODA/ICE DISPENSER	–
SS13	AMBIENT CARBONATOR	NIKEC
SS14	S/S HAND SINK	–
SS15	TRASH RECEPTACLE	–
SS16	S/S SERVICE STATION	–
SS17	EDP/POS REGISTER	NIKEC
SS18	EDP/POS PRINTER	NIKEC
SS19	S/S WALL CABINET	–
SS20	SPARE NUMBER	–
SS21	WINE DISPLAY	NIKEC
SS22	S/S CORNER GUARD	NIKEC

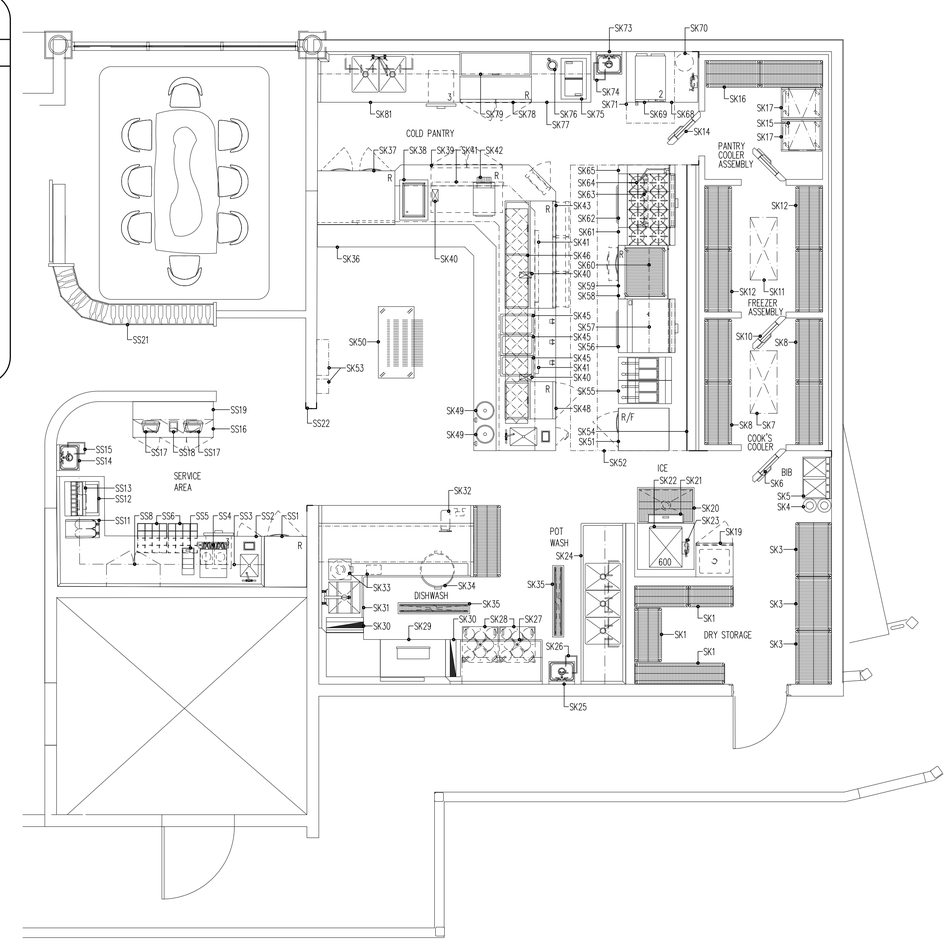

GENERAL NOTES

DIMENSIONS SHOWN ARE FOR DESIGN PURPOSES ONLY AND ARE TO BE CONSIDERED FROM FINISHED WALLS. ALL DIMENSIONS GIVEN MUST BE FIELD VERIFIED BY THE KITCHEN EQUIPMENT CONTRACTOR BEFORE FINAL PLANS ARE SUBMITTED.

THESE DRAWINGS ARE INTENDED TO BE USED IN CONJUNCTION WITH THE WRITTEN FOODSERVICE EQUIPMENT SPECIFICATIONS AS WRITTEN BY INMAN FOODSERVICES GROUP AND IN COORDINATION WITH ARCHITECTURAL/ENGINEERING DRAWINGS AS AN AID TO ALL CONTRACTORS INVOLVED WITH FOODSERVICE EQUIPMENT.

INDICATED MECHANICAL, ELECTRICAL AND PLUMBING INFORMATION AND OUTLETS HAVE BEEN LOCATED AS ACCURATELY AS CAN BE DETERMINED AND ARE INTENDED TO SUIT REQUIREMENTS OF FIXTURES AND EQUIPMENT AS SPECIFIED IN THIS CONTRACT DOCUMENT SET. INMAN FOODSERVICES GROUP SHALL NOT BE RESPONSIBLE FOR ANY DISCREPANCIES WHICH MAY DEVELOP BETWEEN LOCATIONS OF CONNECTIONS SHOWN AND ACTUAL LOCATIONS OF CONNECTIONS OF FIXTURES FURNISHED.

CONNECTIONS SHOWN ON THESE PLANS ARE APPROXIMATE LOCATIONS ON FIXTURES, EXCEPT WHERE OTHERWISE NOTED AND ALLOWANCES MUST BE MADE FOR TRAPS, VALVES, SWITCHES OR OTHER CONNECTION REQUIREMENTS SO AS NOT TO INTERFERE WITH THE OPERATION OF ITEMS OF FOODSERVICE EQUIPMENT.

KITCHEN EQUIPMENT CONTRACTOR SHALL FURNISH THE DIMENSIONED EQUIPMENT LAYOUT PLAN AND MECHANICAL, ELECTRICAL, AND PLUMBING ROUGH-IN DRAWINGS AS PER THE WRITTEN SPECIFICATIONS AS DETAILED UNDER 1.08 SUBMITTALS REQUIREMENTS AND APPROVALS.

THE KITCHEN EQUIPMENT CONTRACTOR SHALL BE RESPONSIBLE FOR ANY DISCREPANCIES BETWEEN THE CONNECTIONS SHOWN HEREIN AND THOSE REQUIRED FOR THE ACTUAL EQUIPMENT FURNISHED AS A RESULT OF SUBSTITUTIONS OR CHANGES INITIATED BY THE KITCHEN EQUIPMENT CONTRACTOR. THE KITCHEN EQUIPMENT CONTRACTOR SHALL BE RESPONSIBLE FOR ANY AND ALL RE-ENGINEERED OR REDESIGN COSTS INCURRED BY SAID SUBSTITUTIONS OR CHANGES.

CONNECTIONS, LOADS AND CONSUMPTIONS SHOWN ON UTILITY CONNECTION PLANS ARE FOR ONE UNIT. TO DETERMINE TOTAL REQUIREMENTS MULTIPLY BY NUMBER IN EQUIPMENT SPECIFICATIONS.

CONSUMPTION RATES SHOWN ON CONNECTION PLANS ARE MAXIMUM RATES ONLY. ACTUAL CONSUMPTION WILL DEPEND UPON THE TOTAL HOURS THE VARIOUS EQUIPMENT ITEMS ARE OPERATED.

ALL WALK-IN COOLER/FREEZER ASSEMBLIES TO MEET U.S. FLAME SPREAD 20 ON CORE MATERIAL AND MEET SMOKE DEVELOPMENT OF 300. COMPLETE ASSEMBLY TO BE U.L. LISTED, MEET STANDARD BUILDING CODE, UNIFORM BUILDING CODE OR B.O.C.A. AS APPLICABLE FOR FOAMED IN PLACE INSULATED PANELS.

IF THE COOLER OR FREEZER ASSEMBLY HAS AN AGGREGATED FLOOR AREA THAT EXCEEDS 400 SQUARE FEET AND IS WITHIN A BUILDING, THE COOLER OR FREEZER ASSEMBLY MUST BE PROTECTED BY BUILDING AUTOMATIC SPRINKLER SYSTEM.

WHEN QUARRY TILE FLOORING IS PROVIDED IN THE FOOD SERVICE AREAS AND INSIDE THE COOLER AND FREEZER ASSEMBLIES, THE GENERAL CONTRACTOR SHALL PROTECT ALL EXPOSED FOODSERVICE EQUIPMENT METAL SURFACES. DURING GROUTING AND A CID WASHING OF FLOORING, GENERAL CONTRACTOR TO PROVIDE POWER VENTILATION TO REMOVE FUMES FROM ALL FOODSERVICE AREAS. RESULTING DAMAGE TO STAINLESS STEEL AS A RESULT OF ACID DAMAGE IS UNREPAIRABLE AS ACID WASH FUMES CHANGE THE METAL COMPOSITION OF STAINLESS STEEL. GENERAL CONTRACTOR WILL BE RESPONSIBLE TO REPLACE ALL ACID DAMAGED FOODSERVICE EQUIPMENT AND COOLER/FREEZER PANELS.

ALL DRAWINGS WRITTEN SPECIFICATIONS AND DETAILS APPEARING HEREIN CONSTITUTE THE ORIGINAL AND UNPUBLISHED WORK OF INMAN FOODSERVICES GROUP - LLC, AND MAY NOT BE DUPLICATED, USED, OR DISCLOSED WITHOUT THE EXPRESS WRITTEN CONSENT OF INMAN FOODSERVICES GROUP - LLC.

INMAN foodservices group
Experience the Experienced
1330 Coral Way, Suite 310, Miami, Florida 33145
ph: 305.859.2025 fax: 305.859.8190

EL CONQUISTADOR
STINGRAY RESTAURANT
1000 Avenida El Conquistador
Fajardo, 00738, Puerto Rico

State of Florida Architect of Record
Malcolm Berg, AIA
License No. AR94424

Seal

In my professional judgment and to the best of my knowledge and belief these plans and specifications comply with applicable ADA and Health Department codes.

EoA
ARCHITECTURE | INTERIORS | BRANDING | MASTER PLANNING | LANDSCAPE
1929 PONCE DE LEON BLVD. CORAL GABLES, FL 33134 | 305.444.0990

©EoA, Inc. 2021

No.	Issue	Date
	ISSUE NAME	DATE

Drawn by	Reviewed by
J.A.B.	J.B.

EQUIPMENT PLAN AND SCHEDULE

Scale: 1/4"=1'-0"

FS-5.1

Project No. 21105

EL CONQUISTADOR RESORT

EL CONQUISTADOR RESORT

1000 EL CONQUISTADOR AVENUE
FAJARADO, PR 00738-3711
PUERTO RICO

BUILDING #1 - MAIN BUILDING

90% CD SET - CONVENTION CENTER | GRAND ATLANTIC WING | JAN 14, 2022

Wimberly INTERIORS

a design studio of WATG

ABBREVIATIONS

A/C	AIR CONDITIONING	EMER.	EMERGENCY	OPP.	OPPOSITE
ACT.	ACOUSTICAL TILE	ENCL.	ENCLOSURE	OVHD.	OVERHEAD
ADJ.	ADJUSTABLE	EQ.	EQUAL	PNT.	PAINT
A.F.F.	ABOVE FINISH FLOOR	EQPT.	EQUIPMENT	REF.	REFERENCE
A.P.	ACCESS PANEL	E.W.	EACH WAY	REFR.	REFRIGERATOR
ALT.	ALTERNATE	EXIST.	EXISTING	REINF.	REINFORCING
APPR.	APPROXIMATE	EXT.	EXTERIOR	REQ.	REQUIRED
ARCH.	ARCHITECTURAL	F.E.C.	FIRE EXTINGUISHER CABINET	REV.	REVISED/REVERSED
BLDG.	BUILDING	F.F.	FIELD FIT TO EXISTING OPENING	R.H.	ROBE HOOK
BLK.	BLOCK, BLOCKING	FIN.	FINISH	SIM.	SIMILAR
BOT.	BOTTOM	FL.	FLOOR	SYM.	SYMMETRICAL
B/S	BOTH SIDES	F.O.F.	FACE OF FINISH	TEL.	TELEPHONE
CAB.	CABINET	FT.	FOOT, FEET	T&G	TONGUE & GROOVE
CLG.	CEILING	GL.	GLASS, GLAZING	THR.	THRESHOLD
CLO.	CLOSET	HORIZ.	HORIZONTAL	T.O.W.	TOP OF WALL
CLR.	CLEAR	HGT.	HEIGHT	T.S	TUBE STEEL
COL.	COLUMN	I.D.	INSIDE DIAMETER	T.V.	TELEVISION
CONC.	CONCRETE	INT.	INTERIOR	TYP.	TYPICAL
CONSTR.	CONSTRUCTION	LAM.	LAMINATE	UNF.	UNFINISHED
CONT.	CONTINUOUS	LT.	LIGHT	U.O.N.	UNLESS OTHERWISE NOTED
CONTR.	CONTRACTOR	LVR.	LOUVER	VEST.	VESTIBULE
CORR.	CORRIDOR	MAT.	MATERIAL	V.I.F.	VERIFY IN FIELD
DBL.	DOUBLE	MISC.	MISCELLANEOUS	VNR.	VENEER
DEPT.	DEPARTMENT	MTD.	MOUNTED	W/	WITH
DET.	DETAIL	MTG.	MOUNTING	WD.	WOOD
DIA.	DIAMETER	MLT.	METAL	W.O.	WHERE OCCURS
DIM.	DIMENSION	N.I.C.	NOT IN CONTRACT	W/O	WITHOUT
DISP.	DISPENSER	NO(S).	NUMBER(S)	WSCT.	WAINSCOT
DN.	DOWN	NOM.	NOMINAL	&	AND
DR.	DOOR	N.T.S.	NOT TO SCALE	@	AT
DWG.	DRAWING	O.A.	OVERALL	#	NUMBER
DWR.	DRAWER	O.C.	ON CENTER		
EA.	EACH	O.D.	OUTSIDE DIAMETER		
ELEC.	ELECTRICAL	O.F.C.I.	OWNER FURNISHED CONTRACTOR INSTALLED		
ELEV.	ELEVATOR				

SHEET NUMBER LEGEND

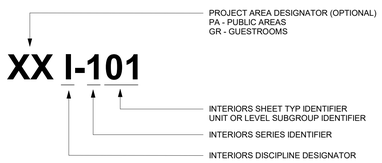

SHEET TYPE REFERENCE

I-000	COVER SHEET/INTERIOR SHEET INDEX/GENERAL NOTES
I-100	INTERIOR OVERALL / ENLARGED KEY PLANS
I-200	ENLARGED FINISH PLANS
I-300	ENLARGED ELECTRICAL / DATA PLANS
I-400	ENLARGED REFLECTED CEILING PLANS
I-500	OVERALL / ENLARGED FF&E PLANS
I-600	INTERIOR ELEVATIONS
I-700	DETAILS
I-800	DOOR STYLES

INTERIOR DRAWING FINISH LEGEND

AREAS	FINISH CODES	FF&E CODES
B1 MAIN BUILDING	XX-100's	
CAFE BELLA VISTA		BV-XXX
SPLASH BAR		SB-XXX
MEZZANINE TERRACE		MRT-XXX
MAIN POOL		PL-XXX
MAIN LOBBY		ML-XXX
BAR 21		B21-XXX
MAIN POOLL RESTROOMS		PR-XXX
CONVENTION CENTER		CC-XXX

ELECTRICAL REFERENCE

POWER SUPPLY DEVICES
- SIMPLEX
- DUPLEX ELECTRICAL POWER OUTLET
- TRIPLEX ELECTRICAL POWER OUTLET
- QUADRAPLEX ELECTRICAL POWER OUTLET

- WATERPROOF SIMPLEX ELECTRICAL POWER OUTLET
- WATERPROOF DUPLEX ELECTRICAL POWER OUTLET
- WATERPROOF TRIPLEX ELECTRICAL POWER OUTLET
- WATERPROOF QUADRAPLEX ELECTRICAL POWER OUTLET

- GROUND FAULT SIMPLEX ELECTRICAL POWER OUTLET
- GROUND FAULT DUPLEX ELECTRICAL POWER OUTLET
- GROUND FAULT TRIPLEX ELECTRICAL POWER OUTLET
- GROUND FAULT QUADRAPLEX ELECTRICAL POWER OUTLET

- SPLIT WIRE, SWITCHED, DUPLEX ELECTRICAL POWER OUTLET
- SPLIT WIRE, SWITCHED, QUADRAPLEX ELECT'L POWER OUTLET

- SPECIAL PURPOSE OUTLET
- FLOOR MOUNTED ELECTRICAL POWER OUTLET

- WALL MOUNTED ELECT'L POWER JUNCTION BOX
- CEILING MOUNTED ELECTRICAL POWER JUNCTION BOX

- CLOCK (RECESSED) ELECT POWER OUTLET (PLAN VIEW)
- CLOCK (RECESSED) ELECT POWER OUTLET (ELEVATION VIEW)

SWITCHING DEVICES
- SWITCH
- THREE POLE SWITCH
- MULTIPLE POLE SWITCH (NUMBER INDICATES MULTIPLES)
- TIMER SWITCH
- MASTER SWITCH
- DOOR BELL SWITCH
- DIMMER SWITCH
- THREE POLE DIMMER SWITCH
- CONTROL/UTILITY PANEL
- EXISTING OUTLET/SWITCH (ELEV.)

SIGNAL:TELEPHONE - DATA - TV - COMMUNICATIONS
- WALL MOUNTED TELEPHONE
- FLOOR MOUNTED DATA OUTLET
- WALL MOUNTED DATA/PHONE OUTLET
- WALL MOUNTED DATA OUTLET
- FLOOR MOUNTED TELEPHONE
- WALL MOUNTED TELEVISION CABLE OUTLET
- FLOOR MOUNTED TELEVISION CABLE OUTLET
- WALL MOUNTED MICROPHONE OUTLET
- FLOOR MOUNTED MICROPHONE OUTLET
- WALL MOUNTED SPEAKER
- CEILING MOUNTED SPEAKER

LIGHTING FIXTURES
- SURFACE MOUNTED FIXTURE
- ACCENT LIGHT/WALL WASHER
- NEW RECESSED DOWNLIGHT
- NEW RECESSED SHOWER LIGHT
- SURFACE MOUNTED FLUORESCENT
- RECESSED FLUORESCENT

FIRE & LIFE SAFETY DEVICES
- WALL MOUNTED EXIT LIGHT
- CEILING MOUNTED EXIT LIGHT
- WALL MOUNTED SPRINKLER
- CEILING MOUNTED SPRINKLER
- WALL MOUNTED SMOKE DETECTOR
- CEILING MOUNTED SMOKE DETECTOR
- FIRE ALARM STATION
- AUDIO VISUAL ALARM DEVICE
- FIRE / SMOKE DETECTOR

NOTE: ALL LIFE SAFETY EQUIPMENT TO BE SPECIFIED AND LOCATED BY LIFE SAFETY CONTRACTOR IN FIELD.

HVAC - MECHANICAL
- WALL DIFFUSER
- THERMOSTAT
- RETURN AIR GRILLE
- SUPPLY AIR GRILLE
- EXHAUST VENT
- SLOT DIFFUSER

NOTE: REFER TO ENGINEER & LIGHTING DESIGNER DRAWINGS FOR ADDITIONAL SYMBOLS

GRAPHIC SYMBOLS

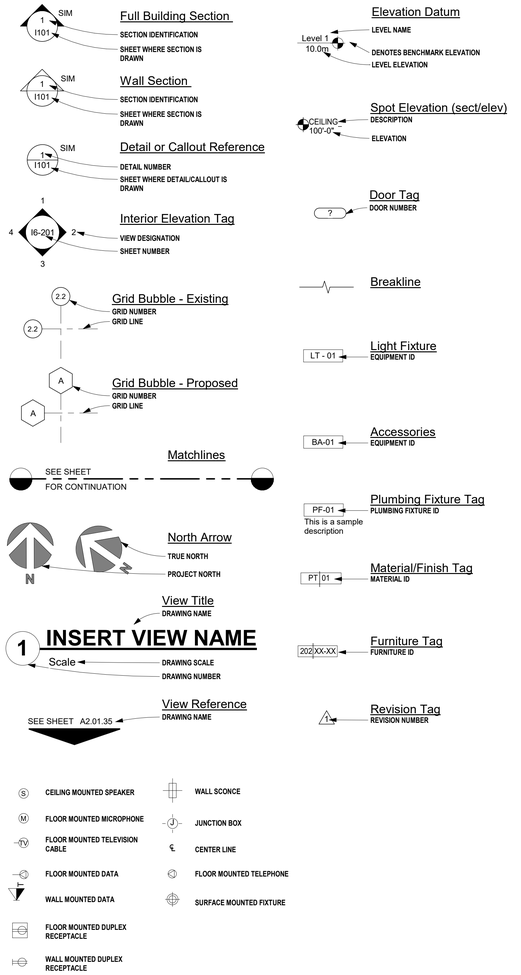

GENERAL NOTES

1 THE SCOPE OF WORK TO BE PERFORMED IS AS DESCRIBED IN THESE GENERAL NOTES, AND AS SHOWN ON THE ACCOMPANYING DRAWINGS, WITH FURTHER EXPLANATORY DETAILS AS REQUIRED. THE WORK SHALL INCLUDE ALL LABOR AND MATERIALS REQUIRED TO COMPLETE THE PROJECT AS INDICATED IN THE CONTRACT DOCUMENTS.

2 THE GENERAL CONTRACTOR SHALL NOTIFY THE OWNER AND DESIGNER IMMEDIATELY IF HE CANNOT COMPLY WITH ALL NOTES CALLED FOR THIS SHEET AND ALL OTHER WIMBERLY INTERIOR DRAWINGS OR SPECIFICATIONS.

3 ALL DESIGN DRAWINGS AND ALL CONSTRUCTION NOTES ARE COMPLEMENTARY, AND WHAT IS CALLED FOR BY EITHER WILL BE BINDING AS IF CALLED FOR BY ALL. ANY WORK SHOWN OR REFERRED TO ANY ONE SET OF DRAWINGS SHALL BE PROVIDED AS THOUGH SHOWN ON ALL RELATED DRAWINGS.

4 ALL WORK LISTED OR IMPLIED ON THE DESIGN DRAWING SHEETS OR NOTES SHOULD BE SUPPLIED OR INSTALLED BY THE GENERAL CONTRACTOR UNLESS OTHERWISE NOTED. HOWEVER, IT IS EXPECTED THAT THE GENERAL CONTRACTOR SHALL CLOSELY COORDINATE HIS WORK WITH OTHER CONTRACTORS WHO SUPPLY OR INSTALL ADDITIONAL ITEMS AND ASSURE ALL SCHEDULES ARE MET.

5 THE CONSTRUCTION NOTES AND DRAWINGS ARE SUPPLIED TO ILLUSTRATE THE DESIGN AND GENERAL TYPE OF CONSTRUCTION DESIRED AND ARE INTENDED TO IMPLY A PREMIUM QUALITY OF CONSTRUCTION, MATERIAL AND WORKMANSHIP THROUGHOUT.

6 UPON ACCEPTANCE OF DRAWINGS, THE GENERAL CONTRACTOR ASSUMES FULL RESPONSIBILITY FOR THE CONSTRUCTION, MATERIALS AND WORKMANSHIP OF THE PROJECT DESCRIBED IN THESE NOTES AND WILL BE EXPECTED TO COMPLY WITH THE SPIRIT AS WELL AS THE LETTER IN WHICH THEY WERE WRITTEN.

7 THE GENERAL CONTRACTOR SHALL MAINTAIN A CURRENT AND COMPLETE SET OF CONSTRUCTION DOCUMENTS ON SITE DURING ALL PHASES OF CONSTRUCTION FOR USE BY ALL TRADES OR SUB-CONTRACTORS.

8 THE GENERAL CONTRACTOR SHALL PROVIDE ALL NECESSARY PROTECTION FOR HIS WORK UNTIL TURNED OVER TO THE OWNER/CLIENT.

9 THE GENERAL CONTRACTOR SHALL SUBMIT ALL FABRICATION SHOP DRAWINGS, AND FIXTURE CATALOGUE CUT SHEETS TO THE DESIGNER FOR APPROVAL. ALL SHOP DRAWINGS AND CUTS SIGNED "APPROVED" SHALL SUPERSEDE ORIGINAL DRAWINGS IN DESIGN APPEARANCE ONLY. ID CONTRACTOR SHALL ASSUME RESPONSIBILITY FOR ERRORS/OMMISIONS IN THESE DRAWINGS.

10 PRIOR TO BEGINNING WORK, THE GENERAL CONTRACTOR SHALL PROVIDE WIMBERLY INTERIORS A CONSTRUCTION SCHEDULE SHOWING CHRONOLOGICAL PHASES OF HIS WORK AND ALL RELATED WORK FOR THE COMPLETION OF THE PROJECT. THIS SCHEDULE SHALL INDICATE ALL ORDERING LEAD TIME, LENGTH OF TIME FOR EACH PHASE, ITS START AND COMPLETION WITH A PROJECTED COMPLETION DATE.

11 THE GENERAL CONTRACTOR, HIS SUBCONTRACTORS OR ANY OTHER CONTRACTOR INVOLVED IN THIS PROJECT SHALL TAKE NOTE THAT ANY ADDITIONAL COST CAUSED BY DEFECTIVE WORK AS A RESULT OF BUT NOT LIMITED TO INTERIOR WORKMANSHIP OR MATERIALS, IMPROPER SCHEDULING OR DELINQUENT ORDERING SHALL BE BORNE BY THE PARTY RESPONSIBLE.

12 THE GENERAL CONTRACTOR SHALL FURNISH WEEKLY FIELD PROGRESS REPORTS TO THE DESIGNER FOR ALL PHASES OF CONSTRUCTION.

13 THE GENERAL CONTRACTOR SHALL FILE DRAWINGS WITH THE DEPARTMENT OF BUILDINGS, PAY FILLING FEE DEPOSIT AND OBTAIN APPROVALS AND PERMITS.

14 ALL CONSTRUCTION SHALL PER ALL APPLICABLE AND GOVERNING REGULATIONS, CODES AND AUTHORITIES.

15 ALL PLANS ARE DRAWN TO SCALE AND SHOULD BE PRINTED TO SCALE AND THEREFORE SHOULD NOT BE SCALED. REFER TO DIMENSIONS OR DESCRIPTIONS.

16 GENERAL CONTRACTOR SHALL FURNISH AND INSTALL ALL REQUIREMENTS TO COMPLY WITH FULL SAFETY STANDARDS.

17 GENERAL CONTRACTOR SHALL COORDINATE ALL WORK TO ALLOW ACCESSIBILITY AND USE OF ALL ADJACENT SPACES.

18 DURING CONSTRUCTION, EACH TRADE SHALL BE RESPONSIBLE FOR THE COST OF REPAIRING ANY DAMAGE CAUSED TO OR BY THEIR WORK.

19 REFER TO ARCHITECTURAL CONTRACT DOCUMENTS FOR ALL PERIMETER WALL DIMENSIONS. GENERAL CONTRACTOR TO VERIFY ALL DIMENSIONS, CONDITIONS, ETC., PRIOR TO BEGINNING THE CONSTRUCTION AND NOTIFY THE ARCHITECT AND DESIGNER IN WRITING OF ANY DISCREPANCIES. PROCEEDING WITH WORK SHALL CONSTITUTE ACCEPTANCE OF THE GENERAL CONTRACTOR THAT CONDITIONS ARE CORRECT, AND THE GENERAL CONTRACTOR SHALL ASSUME FULL RESPONSIBILITY.

20 ALL WRITTEN DIMENSIONS SHOULD HAVE PRECEDENCE OVER DRAWING SCALE. ALL DIMENSIONS ARE TO GRID LINE, FACE OF MASONRY OR FACE OF WALL FINISHES UNLESS OTHERWISE NOTED.

21 GENERAL CONTRACTOR TO VERIFY SIZE, LOCATION AND CHARACTERISTICS OF ALL MECHANICAL AND ELECTRICAL EQUIPMENT AND OPENINGS BEFORE CONSTRUCTION AND NOTIFY ENGINEER OF ANY DISCREPANCIES. GENERAL CONTRACTOR TO VERIFY ALL LOCATIONS OF OWNER FURNISHED EQUIPMENT AND PREPARE ALL SURFACES ACCORDINGLY.

22 "TYPICAL" MEANS TYPICAL FOR ALL SIMILAR CONDITIONS UNLESS NOTED OTHERWISE.

23 "ALIGN" MEANS THAT SIMILAR COMPONENTS OF CONSTRUCTION (E.G. WALLS, DOOR JAMBS, ETC.) SHALL ALIGN ACROSS VOIDS OR WITH EXISTING WALL, EDGE, OR CENTER LINE.

24 THE GENERAL CONTRACTOR SHALL PROVIDE ALL NECESSARY BLOCKING, BACKING, FRAMING, HANGERS OR OTHER SUPPORT FOR FIXTURES, EQUIPMENT, FURNISHINGS AND ALL ITEMS REQUIRING SAME. WHERE IT IS DEEMED NECESSARY TO ENSURE STABILITY, CONTRACTOR SHALL PROVIDE ADDITIONAL ANCHORING AND/OR BLOCKING IN STUD PARTITION FOR MILLWORK AND ARTWORK. ALL SURFACE BLOCKING IS BY MILLWORK CONTRACTOR.

25 GENERAL CONTRACTORS AND ALL SUBCONTRACTORS TO CLEAN ALL AREAS DURING AND AFTER CONSTRUCTION AND MAKE READY FOR OTHER FOLLOWING TRADES. AT FINAL PHASE, LEAVE AREA CLEAN FOR MOVE-IN.

26 ALL WALL ANGLES SHALL BE EITHER 90 OR 45 DEGREES UNLESS NOTED OTHERWISE.

27 ALL WOOD VENEERS, PLYWOOD, MILLWORK, AND BLOCKING SHALL BE FIRE RETARDANT, TREATED WOOD WITH FLAME SPREAD NO GREATER THAN 200 OR HIGHER GOVERNING STANDARD AND SHALL BEAR, PRIOR TO INSTALLATION, THE IDENTIFICATION OF AN APPROVED TESTING OR INSPECTION AGENCY CLEARLY SHOWING THE PERFORMANCE RATING OF THE PRODUCT.

28 REFER TO DRAWING DOCUMENTS AND SPECIFICATIONS FOR ALL DETAILS.

29 ARCHITECT TO COORDINATE LOCATIONS OF ANY SPRINKLER HEAD, SPEAKERS OR SPECIALTY ITEMS LOCATED ON THE REFLECTED CEILING PLAN WITH THE INTERIOR DESIGN DRAWINGS.

30 GENERAL CONTRACTOR IS TO SUBMIT CATALOGUE CUT SHEETS FOR ALL VISIBLE ELECTRICAL EQUIPMENT, SPECIFICALLY, LIGHTING FIXTURES, SWITCHES, BUZZERS, BUTTONS, DIMMERS, SPECIAL PLATES, GANG PLATES AND OTHER EQUIPMENT.

31 ALL FLOOR MOUNTED J-BOXES TO HAVE METAL CARPET PLATES AND COVER PLATES FLUSH MOUNTED UNLESS OTHERWISE NOTED AND FINISH TO BE PER INTERIOR DESIGN DRAWINGS.

32 GENERAL CONTRACTOR TO PROVIDE SHOP DRAWINGS ON ALL HANDRAILS, MILLWORK, MARBLE OR ANY OTHER SPECIALTY ITEMS FOR APPROVAL BY INTERIOR DESIGNER PRIOR TO PURCHASING AND MANUFACTURE.

33 ALL PLUMBING FIXTURES TO BE PROVIDED AND INSTALLED BY GENERAL CONTRACTOR. GENERAL CONTRACTOR TO COORDINATE WITH MILLWORK CONTRACTOR TO PROVIDE CUTOUTS AS REQUIRED.

34 GENERAL CONTRACTOR TO VERIFY WITH OWNER METHOD AND DISPOSAL OF DEMOLITION MATERIALS (IF APPLICABLE).

35 THESE DESIGN DOCUMENTS ARE INTENDED TO BE A REPRESENTATION OF THE DESIGN INTENT. THEY IN NO WAY, REPRESENT A COMPLETE MILLWORK PACKAGE NOR DETAILED SHOP DRAWINGS.

36 REFER TO ARCHITECTURAL DOCUMENTS FOR BUILDING EXTERIOR AND ADDITIONAL BACK OF HOUSE (BOH) INFORMATION AND SPECIFICATIONS. REFER TO ARCHITECTURAL DOCUMENTS FOR ALL DOOR AND HARDWARE SPECIFICATIONS AND LOCATIONS.

37 ALL MILLWORK NOTED SHALL BE STAINED OR LACQUERED, THE FINISH IS THE RESPONSIBILITY OF THE MILLWORK SUBCONTRACTOR. ALL FINISHES TO BE SHOP FINISHED.

38 ALL PAINTED HARDWOOD TRIM AND MILLWORK TO BE PAINTED WITH SEMIGLOSS FINISH UNLESS OTHERWISE NOTED. ALL FINISHES TO BE SHOP FINISHED.

39 ALL WALL COVERINGS ARE PURCHASED BY FF&E PROCUREMENT AGENT/DEPARTMENT AND INSTALLED BY ID CONTRACTOR.

40 ALL SCONCES ARE TO BE PURCHASED BY OWNER AND INSTALLED BY GENERAL CONTRACTOR.

41 LOUD SPEAKERS, BAFFLES, AIR GRILLES, SLOTS DIFFUSERS, ACCESS PANELS, FIRE CABINETS, COVER PLATES, SPRINKLER HEADS, ESCUTCHEONS, ARCH LIGHT FIXTURES, TRIMS AND VENTS ARE TO BE PAINTED TO MATCH ADJACENT SURFACES IN SEMIGLOSS FINISH (BY MANUFACTURER) UNLESS OTHERWISE NOTED.

42 MARBLE OR STONE TRESHOLDS IN ALL PUBLIC AREAS, GUESTROMS ENTRIES AND GUESTROOM BATHS TO BE SUPPLIED AND INSTALLED BY GENERAL CONTRACTOR.

43 SHOP DRAWINGS SHALL BE PROVIDED AS REQUIRED FOR MILLWORK/CUSTOM AND METAL INTERIOR ARCHTECTURAL DETAILS.

44 ERRORS, AMBIGUITIES, AND OMISSIONS: ANY ERRORS, AMBIGUITIES AND/OR OMISSIONS IN DRAWINGS AND SPECIFICATIONS SHALL BE REPORTED TO THE OWNER AND DESIGNER FOR CORRECTION BEFORE ANY PART OF THE WORK INVOLVED BEGINS. UNLESS OTHERWISE EXPRESSLY STIPULATED, NO ADDITIONAL ALLOWANCES WILL BE MADE IN THE CONTRACTOR'S FAVOR DUE TO ERRORS, AMBIGUITIES AND/OR OMISSIONS WHICH SHOULD HAVE BEEN DISCOVERED DURING THE PREPARATION OF THE BID AND DIRECTED TO THE ATTENTION OF THE OWNER AND/OR OWNER'S AGENT. REFER TO ARCHITECTURAL DOCUMENTS AND DRAWINGS FOR SPECIFICATIONS.

45 DESIGNER WILL PROVIDE, UPON WRITTEN REQUEST, CLARIFICATION OF DRAWINGS WITH THE FIELD CONDITIONS. DESIGNER WILL NOT MAKE EXHAUSTIVE, PERIODIC OR CONTINUOS ON-SITE INSPECTIONS OR OBSERVATIONS TO CHECK THE QUALITY OR QUANTITY OF CONTRACTOR'S WORK OR FOR CONTRACTOR'S COMPLIANCE WITH THE PLANS AND SPECIFICATIONS. DESIGNER HAS NOT RESPONSIBILITY FOR OR CONTROL OVER CONSTRUCTION MEANS, METHODS, TECHNIQUES, SEQUENCES OR PROCEDURES, OR SAFETY PRECAUTIONS AND PROGRAMS IN CONNECTION WITH THE WORK. DESIGNER HAS NO RESPONSIBILITY FOR ANY FAILURE BY THE CONTRACTOR TO CARRY OUT THE WORK IN ACCORDANCE WITH THE CONTRACT DOCUMENTS AND IS NOT RESPONSIBLE TO INSURE COMPLIANCE WITH THE CONTRACT DOCUMENTS. DESIGNER HAS NO RESPONSIBILITY FOR OR CONTROL OR CHARGE OVER, ANY ACTS OR OMISSIONS OF THE CONTRACTOR, SUBCONTRACTORS OR ANY OF THEIR AGENTS OR EMPLOYEES, OTHER DESIGN PROFESSIONALS, OR ANY OTHER PERSONS PERFORMING ANY WORK AT THE SITE.

46 DESIGNER MAY TRANSMIT ELECTRONIC REVIT FILES FOR CONTRACTOR'S CONVENIENCE AND REFERENCE ON THIS PROJECT. THESE FILES ARE FOR CONTRACTOR'S USE IN REVIEWING THE CONSTRUCTION DOCUMENTS, CREATING SHOP DRAWING, AND/OR AS A CONVENIENCE TO RUN PRINTS CLOSER TO THE CONSTRUCTION SITE. DESIGNER EXPRESSLY RESERVES ITS COMMON LAW COPYRIGHT AND OTHER PROPERTY RIGHTS FOR THE INFORMATION AND DRAWINGS CONTAINED IN THESE FILES. THESE FILES ARE NOT TO BE CHANGED OR TO BE ASSIGNED TO ANY THIRD PARTY, WITHOUT FIRST OBTAINING THE EXPRESSED WRITTEN PERMISSION AND CONSENT OF DESIGNER. THESE FILES ARE NOT TO BE USED BY CONTRACTOR FOR THE CONSTRUCTION OF OTHER PROJECTS OR EXTENSIONS TO THIS PROJECT, EXCEPT AS PROVIDED FOR IN THIS AGREEMENT. SHOULD THESE FILES NOT BE CLEARLY AND COMPLETELY TRANSLATED WHEN DOWNLOADED, DESIGNER IS TO BE NOTIFIED AT ONCE FOR CORRECTIONS. ANY CHANGES, MODIFICATIONS OR OMISSIONS MADE TO THESE FILES OR CAUSED TO BE MADE BY CONTRACTOR'S USE OF THESE FILES SHALL NEGATE ANY PROFESSIONAL OR CONTRACTUAL RESPONSIBILITY OR LIABILITY THAT MAY EXIST ON THE PART OF DESIGNER. IN THE EVENT OF A CONFLICT BETWEEN THE HARD-COPY CONSTRUCTION DOCUMENTS, AND ANY ELECTRONICALLY TRANSMITTED REVIT FILES, THE HARD-COPY CONSTRUCTION DOCUMENTS SHALL GOVERN AND CONTROL. BECAUSE THE DATA STORED IN THE ELECTRONIC MEDIA FORM CAN BE ALTERED, EITHER INTENTIONALLY, UN-INTENTIONALLY, BY TRANSCRIPTION, MACHINE ERROR, ENVIRONMENT FACTORS, OR BY OPERATIONS, IT IS AGREED THAT THE CONTRACTOR SHALL INDEMNIFY, DEFEND, SAVE HARMLESS DESIGNER FROM AND AGAINST ANY AND ALL CLAIMS, LIABILITIES, DAMAGES, LOSSES AND COSTS, INCLUDING BUT NOT LIMITED TO COSTS OF DEFENSE, ARISING OUT OF CHANGES OR MODIFICATION OF THE DATA IN ELECTRONIC MEDIA FORM IN THE CONTRACTOR'S POSSESSION OR RELEASED TO OTHERS BY THE CONTRACTOR.

47 FOR ANY ADDITIONAL CLARIFICATION GENERAL CONTRACTOR TO REFER BIM EXECUTION PLAN (BEP).

90% CD SET - CONVENTION CENTER | GRAND ATLANTIC WING | JAN 14, 2022 |

Wimberly INTERIORS
a design studio of WATG
strategy planning architecture landscape interiors
new york | NY | 212 274 2626 watg.com

ROYAL BLUE HOSPITALITY, LLC
PO BOX 9832
SAN JUAN, PR 00908
PUERTO RICO

client | consultant

stamp | approval

key plan

no.	date	issue

issues | revisions

EL CONQUISTADOR RESORT
1000 EL CONQUISTADOR AVENUE
FAJARDO, PR 00738-3711
PUERTO RICO

project logo

BUILDING #1 MAIN BUILDING (MB) - GENERAL NOTES
sheet title

project no. 195056 date 10/14/20

checked by: MC
drawn by: AR

B1
component

I-001
sheet no.

1/18/2022 11:53:54 AM
The original size of this drawing is 30"x42" Copyright © 2011 WATG. All rights reserved.

DRAWING SHEET INDEX

BUILDING #1 - MAIN BUILDING - SHEET INDEX

BUILDING #	SHEET #	SHEET NAME	2020-10-22 DD SET - MAIN POOL & MIRRADOR TERRACE	2020-11-06 DD SET - MAIN POOL & MIRRADOR TERRACE	2020-11-25 DD SET - ELEVATORS	2021-01-11 DD SET - MIRRADOR TERRACE	2021-01-22 DD SET - SPLASH BAR	2021-01-29 DD SET - CAFE BELLA VISTA	2021-02-19 DD SET - MAIN POOL & POOL RESTROOMS	2021-03-05 CD SET - MIRADOR TERRACE	2021-03-19 100% CD SET - MAIN BUILDING PHASE 1	2021-05-17 100% CD SET - MAIN BUILDING PHASE 1 REV 2	2021-09-24 90% DD SET - MAIN BUILDING PUBLIC AREAS PHASE 2	2021-10-15 100% DD Set - MAIN BUILDING PUBLIC AREAS PHASE 2	2021-12-03 90% CD SET - GRAND CARIBBEAN BALLROOM	2021-13 25% CD SET - MAIN BUILDING PUBIC AREAS PHASE 2	2022-01-07 90& CD Set - CONVENTION CENTER GRAND CARIBBEAN WING REV 2	2022-01-14 90% CD SET - CONVENTION CENTER GRAND ATLANTIC WING
B1	I-000	BUILDING #1 MAIN BUILDING (MB) -COVER SHEET	*	*	*	*	*	*	*	*	*	*	*		*	*	*	*
B1	I-001	BUILDING #1 MAIN BUILDING (MB) - GENERAL NOTES	*	*	*	*	*	*	*	*	*	*	*		*	*	*	*
B1	I-002	BUILDING #1 MAIN BUILDING (MB) - SHEET INDEX	*	*	*	*	*	*	*	*	*	*	*	*	*	*	*	*
B1	I-003	BUILDING #1 MAIN BUILDING (MB) - FINISH SCHEDULE			*	*	*	*	*	*	*	*	*		*	*	*	*
B1	I-003.1	BUILDING #1 MAIN BUILDING (MB) - FINISH SCHEDULE											*					*
B1	I-004	BUILDING #1 MAIN BUILDING (MB) - LIGHTING, HARDWARE, PLUMBING FIXTURES & BATHROOM ACCESSORIES									*	*	*		*	*	*	*
B1	I-006	BUILDING #1 MAIN BUILDING (MB) - SCHEDULES											*	*				*
B1	I-100	BUILDING #1 MAIN BUILDING (MB) - OVERALL MAIN LEVEL KEY PLAN	*	*	*		*			*	*	*	*		*	*	*	*
B1	I-101	BUILDING #1 MAIN BUILDING (MB) - OVERALL MAIN POOL KEY PLAN									*	*	*					
B1	I-102	BUILDING #1 MAIN BUILDING (MB) - OVERALL 2ND & 3RD LEVEL KEY PLANS	*	*	*	*		*		*	*	*	*			*		*
B1	I-150	BUILDING #1 MAIN BUILDING (MB) - UPPER MAIN POOL ENLARGED KEY PLAN	*	*					*		*	*						
B1	I-151	BUILDING #1 MAIN BUILDING (MB) - LOWER MAIN POOL ENLARGED KEY PLAN	*	*					*		*	*						
B1	I-152	BUILDING #1 MAIN BUILDING (MB) - WEDDING PAVILION ENLARGED KEY PLAN	*	*					*		*	*						
B1	I-153	BUILDING #1 MAIN BUILDING (MB) - MIRADOR TERRACE ENLARGED KEY PLAN	*	*		*				*	*	*						
B1	I-154	BUILDING #1 MAIN BUILDING (MB) - CAFE BELLA VISTA KEY PLAN						*			*	*						
B1	I-155	BUILDING #1 MAIN BUILDING (MB) - SPLASH BAR KEY PLAN					*				*	*						
B1	I-156	BUILDING #1 MAIN BUILDING (MB) - POOL RESTROOMS & POOL CABANA ENLARGED KEY PLAN							*		*	*						
B1	I-157	BUILDING #1 MAIN BUILDING (MB) - HOTEL LOBBY KEY PLAN											*	*		*		
B1	I-158	BUILDING #1 MAIN BUILDING (MB) - LOBBY WAITING AREA KEY PLAN											*	*		*		
B1	I-159	BUILDING #1 MAIN BUILDING (MB) - HOTEL ATRIUM KEY PLAN											*	*		*		
B1	I-160	BUILIDNG #1 MAIN BUILDING (MB) - CONVENTION CENTER GRAND CARIBBEAN WING KEY PLAN											*	*	*	*	*	
B1	I-161	BUILDING #1 MAIN BUILDING (MB) - CONVENTION CENTER GRAND ATLANTIC WING KEY PLAN											*	*		*		*
B1	I-162	BUILDING #1 MAIN BUILDING (MB) - CONVENTION CENTER MEZZANINE MEETING AREAS KEY PLAN											*	*		*		*
B1	I-163	BUILDING #1 MAIN BUILDING (MB) - MEETING ROOMS AT MEZZANINE LEVEL KEY PLAN														*		
B1	I-164	BUILDING #1 MAIN BUILDING (MB) - POINSETTIA & MAGNOLIA BOARDROOMS KEY PLAN														*		
B1	I-165	BUILDING #1 MAIN BUILDING (MB) - PABLO CASALS PREFUNCTION KEY PLAN														*		
B1	I-166	BUILDING #1 MAIN BUILDING (MB) - PABLO CASALS BOARDROOM KEY PLAN												*		*		
B1	I-167	BUILDING #1 MAIN BUILDING (MB) - MAIN LOBBY PUBLIC STROOMS KEY PLAN												*		*		
B1	I-168	BUILDING #1 MAIN BUILDING (MB) - MEZZANINE LEVEL PUBLIC RESTROOMS KEY PLAN												*		*		
B1	I-169	BUILDING #1 MAIN BUILDING (MB) - CONVENTION CENTER PUBLIC RESTROOMS KEY PLAN																*
B1	I-253	NOT USED								*	*	*						
B1	I-254	BUILDING #1 MAIN BUILDING (MB) - CAFE BELLA VISTA FLOOR FINISH PLAN						*			*	*						
B1	I-255	BUILDING #1 MAIN BUILDING (MB) - SPLASH BAR FLOOR FINISH PLAN					*				*	*						
B1	I-256	BUILDING #1 MAIN BUILDING (MB) - POOL RESTROOMS & POOL CABANA FINISH PLAN							*		*	*						
B1	I-257	BUILDING #1 MAIN BUILDING (MB) - HOTEL LOBBY FLOOR FINISH PLAN											*	*		*		
B1	I-258	BUILDING #1 MAIN BUILDING (MB) - LOBBY WAITING AREA FLOOR FINISH PLAN											*	*		*		
B1	I-259	BUILDING #1 MAIN BUILDING (MB) - HOTEL ATRIUM FLOOR FINISH PLAN											*	*		*		
B1	I-260	BUILDING #1 MAIN BUILDING (MB) - CONVENTION CENTER GRAND CARIBBEAN WING FLOOR FINISH PLAN											*	*	*	*	*	
B1	I-261	BUILDING #1 MAIN BUILDING (MB) - CONVENTION CNETER GRAND ATLANTIC WING FLOOR FINISH PLAN											*	*		*		*
B1	I-262	BUILDING #1 MAIN BUILDING (MB) - CONVENTION CENTER MEZANINE MEETING AREAS FLOOR FINISH PLAN											*	*		*		*
B1	I-263	BUILDING #1 MAIN BUILDING (MB) - MEETING ROOMS AT MEZAINE LEVEL FLOOR FINISH PLAN														*		
B1	I-264	BUILDING #1 MAIN BUILDING (MB) - BOARDROOMS MAGNOLIA & POINSETTA FLOOR FINISH PLAN														*		
B1	I-265	BUILDING #1 MAIN BUILDING (MB) - PABLO CASALS PREFUNCTION FLOOR FINISH PLAN														*		
B1	I-266	BUILDING #1 MAIN BUILDING (MB) - BOARDROOM PABLO CASALS FLOOR FINISH PLAN														*		
B1	I-267	BUILDING #1 MAIN BUILDING (MB) - MAIN LOBBY PUBLIC RESTROOMS FLOOR FINISH PLAN												*		*		
B1	I-268	BUILDING #1 MAIN BUILDING (MB) - MEZZANINE LEVEL PUBLIC RESTROOMS FLOOR FINISH PLAN												*		*		
B1	I-269	BUILDING #1 MAIN BUILDING (MB) - CONVENTION CENTER PUBLIC RESTROOMS FLOOR FINISH PLAN																*
B1	I-350	BUILDING #1 MAIN BUILDING (MB) - UPPER MAIN POOL ELECTRICAL PLAN	*	*					*		*	*						
B1	I-352	BUILDING #1 MAIN BUILDING (MB) - WEDDING PAVILION ELECTRICAL PLAN	*	*					*		*	*						
B1	I-353	BUILDING #1 MAIN BUILDING (MB) - MIRADOR TERRACE ELECTRICAL PLAN	*	*		*				*	*	*						
B1	I-354	BUILDING #1 MAIN BUILDING (MB) - CAFE BELLA VISTA ELECTRICAL PLAN						*			*	*						
B1	I-355	BUILDING #1 MAIN BUILDING (MB) - SPLASH BAR ELECTRICAL PLAN					*				*	*						
B1	I-356	BUILDING #1 MAIN BUILDING (MB) - POOL RESTROOMS & POOL CABANA ELECTRICAL PLAN							*		*	*						
B1	I-357	BUILDING #1 MAIN BUILDING (MB) - MAIN LOBBY ELECTRICAL PLAN											*	*		*		
B1	I-358	BUILDING #1 MAIN BUILDING (MB) - LOBBY RETAIL WAITING AREA ELECTRICAL PLAN											*	*		*		
B1	I-359	BUILDING #1 MAIN BUILDING (MB) - HOTEL ATRIUM ELECTRICAL PLAN											*	*		*		
B1	I-360	BUILDING #1 MAIN BUILDING (MB) - CONVENTION CENTER GRAND CARIBBEAN WING ELECTRICAL PLAN											*	*	*	*	*	
B1	I-361	BUILDING #1 MAIN BUILDING (MB) - CONVENTION CENTER GRAND ATLANTIC WING ELECTRICAL PLAN											*	*		*		*
B1	I-362	BUILDING #1 MAIN BUILDING (MB) - CONVENTION CENTER MEZZANINE MEETING AREAS ELECTRICAL PLANS											*	*		*		*
B1	I-363	BUILDING #1 MAIN BUILDING (MB) - MEETING ROOMS AT MEZZANINE LEVEL ELECTRICAL PLAN														*		
B1	I-364	BUILDING #1 MAIN BUILDING (MB) - BOARDROOMS MAGNOLIA & POINSETTA ELECTRICAL PLAN														*		
B1	I-365	BUILDING #1 MAIN BUILDING (MB) - PABLO CASALS PREFUNCTION ELECTRICAL PLAN														*		
B1	I-366	BUILDING #1 MAIN BUILDING (MB) - BOARDROOM PABLO CASALS ELECTRICAL PLAN														*		
B1	I-367	BUILDING #1 MAIN BUILDING (MB) - MAIN LOBBY PUBLIC RESTROOMS ELECTRICAL PLAN												*		*		
B1	I-368	BUILDING #1 MAIN BUILDING (MB) - MEZZANINE LEVEL PUBLIC RESTROOMS ELECTRICAL PLAN												*		*		
B1	I-369	BUILDING #1 MAIN BUILDING (MB) - CONVENTION CENTER PUBLIC RESTROOMS ELECTRICAL PLAN																*
B1	I-450	BUILDING #1 MAIN BUILDING (MB) - UPPER MAIN POOL REFLECTED CEILING PLAN	*	*					*		*	*						
B1	I-451	BUILDING #1 MAIN BUILDING (MB) - LOWER POOL RELFECTED CEILING PLAN									*	*						
B1	I-452	BUILDING #1 MAIN BUILDING (MB) - WEDDING PAVILION REFLECTED CEILING PLAN	*	*					*		*							
B1	I-453	BUILDING #1 MAIN BUILDING (MB) - MIRADOR TERRACE REFLECTED CEILING PLAN	*	*		*			*	*	*	*						
B1	I-454	BUILDING #1 MAIN BUILDING (MB) - CAFE BELLA VISTA REF. CLG. PLAN						*			*	*						
B1	I-455	BUILDING #1 MAIN BUILDING (MB) - SPLASH BAR REFLECCTED CEILING PLAN					*				*	*						
B1	I-456	BUILDING #1 MAIN BUILDING (MB) - POOL RESTROOMS & POOL CABANA REFLECTED CEILING PLAN							*		*	*						
B1	I-457	BUILDING #1 MAIN BUILDING (MB) - MAIN LOBBY REFLECTED CEILING PLAN											*	*		*		
B1	I-458	BUILDING #1 MAIN BUILDING (MB) - LOBBY RETAIL WAITING AREA REFLECT CEILING PLAN											*	*		*		
B1	I-459	BUILDING #1 MAIN BUILDING (MB) - HOTEL ATRIUM REFLECTED CEILING PLAN											*	*		*		
B1	I-460	BUILDING #1 MAIN BUILDING (MB) - CONVENTION CENTER GRAND CARIBBEAN WING REFLECTED CEILING PLAN											*	*	*	*	*	
B1	I-461	BUILDING #1 MAIN BUILDING (MB) - CONVENTION CENTER GRAND ATLANTIC WING REFLECTED CEILING PLAN											*	*		*		*
B1	I-462	BUILDING #1 MAIN BUILDING (MB) - CONVENTION CENTER MEZZANINE MEETING AREAS REFLECTED CEILILNG PLAN											*	*		*		*
B1	I-463	BUILDING #1 MAIN BUILDING (MB) - MEETING ROOMS AT MEZZAMINE LEVEL REFLECTED CEILING PLAN														*		
B1	I-464	BUILDING #1 MAIN BUILDING (MB) - BOARDROOMS MAGNOLIA & POINSETTIA REFLECTED CEILING PLAN														*		
B1	I-465	BUILDING #1 MAIN BUILDING (MB) - PABLO CASALS PREFUNCTION REFLECTED CEILING PLAN														*		
B1	I-466	BUILDING #1 MAIN BUILDING (MB) - BOARDROOM PABLO CASALS REFLECTED CEILING PLAN														*		
B1	I-467	BUILDING #1 MAIN BUILDING (MB) - MAIN LOBBY PUBLIC RESTROOMS REFLECTED CEILING PLAN														*		
B1	I-468	BUILDING #1 MAIN BUILDING (MB) - MEZZANINE LEVEL PUBLIC RESTROOMS REFLECTED CEILING PLAN														*		
B1	I-469	BUILDING #1 MAIN BUILDING (MB) - CONVENTION CENTER PUBLIC RESTROOMS REFLECTED CEILING PLAN																*
B1	I-500	BUILDING #1 MAIN BUILDING (MB) - OVERALL MAIN LEVEL FF&E PLAN	*	*							*	*	*					
B1	I-501	BUILDING #1 MAIN BUILDING (MB) - OVERALL 2ND AND 3RD LEVEL FF&E PLANS	*	*							*	*	*					
B1	I-550	BUILDING #1 MAIN BUILDING (MB) - UPPER MAIN POOL FF&E PLAN	*	*					*		*	*						
B1	I-551	BUILDING #1 MAIN BUILDING (MB) - LOWER MAIN POOL FF&E PLAN	*	*					*		*	*						
B1	I-552	BUILDING #1 MAIN BUILDING (MB) - WEDDING PAVILION FF&E PLAN	*	*					*		*	*						
B1	I-553	BUILDING #1 MAIN BUILDING (MB) - MIRADOR TERRACE FF&E PLAN	*	*		*				*	*	*						
B1	I-554	BUILDING #1 MAIN BUILDING (MB) - CAFE BELLA VISTA FF&E PLAN						*			*	*						
B1	I-555	BUILDING #1 MAIN BUILDING (MB) - SPLASH BAR FF&E PLAN					*				*	*						
B1	I-556	BUILDING #1 MAIN BUILDING (MB) - POOL RESTROOMS & POOL CABANA FF&E PLAN							*		*	*						
B1	I-557	BUILDING #1 MAIN BUILDING (MB) - MAIN LOBBY FF&E PLAN											*	*		*		
B1	I-558	BUILDING #1 MAIN BUILDING (MB) - LOBBY RETAIL WAITING AREA FF&E PLAN											*	*		*		
B1	I-559	BUILDING #1 MAIN BUILDING (MB) - HOTEL ATRIUM FF&E PLAN											*	*		*		
B1	I-560	BUILDING #1 MAIN BUILDING (MB) - CONVENTION CENTER GRAND CARIBBEAN WING FF&E PLAN											*	*	*	*	*	
B1	I-561	BUILDING #1 MAIN BUILDING (MB) - CONVENTION CENTER GRAND ATLANTIC WING FF&E PLAN											*	*		*		*
B1	I-562	BUILDING #1 MAIN BUILDING (MB) - CONVENTION CENTER MEZZANINE MEETING AREA FF&E PLAN											*	*		*		*
B1	I-563	BUILDING #1 MAIN BUILDING (MB) - MEETING ROOMS AT MEZZANINE LEVEL FF&E PLAN														*		
B1	I-564	BUILDING #1 MAIN BUILDING (MB) - BOARDROOMS MAGNOLIA & POISETTIA FF&E PLAN														*		
B1	I-565	BUILDING #1 MAIN BUILDING (MB) - PABLO CASALS PREFUNCTION FF&E PLAN														*		
B1	I-566	BUILDING #1 MAIN BUILDING (MB) - BOARDROOM PABLO CASALS FF&E PLAN														*		
B1	I-567	BUILDING #1 MAIN BUILDING (MB) - MAIN LOBBY PUBLIC RESTROOMS FF&E PLAN														*		
B1	I-568	BUILDING #1 MAIN BUILDING (MB) - MEZZANINE LEVEL PUBLIC RESTROOMS FF&E PLAN														*		
B1	I-569	BUILDING #1 MAIN BUILDING (MB) - CONVENTION CENTER PUBLIC RESTROOMS FF&E PLAN																*
B1	I-600	BUILDING #1 MAIN BUILDING (MB) - MIRRADOR TERRACE ELEVATIONS				*		*		*	*	*						
B1	I-601	BUILDING #1 MAIN BUILDING (MB) - CAFE BELLA VISTA ELEVATIONS						*			*	*						
B1	I-602	BUILDING #1 MAIN BUILDING (MB) - CAFE BELLA VISTA ELEVATIONS									*	*						
B1	I-603	BUILDING #1 MAIN BUILDING (MB) - SPLASH BAR ELEVATIONS					*				*	*						
B1	I-604	BUILDING #1 MAIN BUILDING (MB) - SPLASH BAR ELEVATIONS					*				*	*						
B1	I-605	BUILDING #1 MAIN BUILDING (MB) - SPLASH BAR ELEVATIONS					*				*	*						
B1	I-606	BUILDING #1 MAIN BUILDING (MB) - UPPER POOL WOMENS RESTROOM ELEVATIONS							*		*							
B1	I-607	BUILDING #1 MAIN BUILDING (MB) - UPPER POOL MENS RESTROOM ELEVATIONS							*		*							
B1	I-608	BUILDING #1 MAIN BUILDING (MB) - LOWER POOL WOMENS RESTROOM ELEVATIONS							*		*							
B1	I-609	BUILDING #1 MAIN BUILDING (MB) - LOWER POOL MENS RESTROOM ELEVATIONS							*		*							
B1	I-610	BUILDING #1 MAIN BUILDING (MB) - MAIN POOL CABANA ELEVATONS									*							
B1	I-620	BUILDING #1 MAIN BUILDING (MB) - MAIN LOBBY ELEVATIONS											*	*		*		
B1	I-621	BUILDING #1 MAIN BUILDING (MB) - MAIN LOBBY ELEVATIONS											*	*		*		

BUILDING #1 - MAIN BUILDING - SHEET INDEX

BUILDING #	SHEET #	SHEET NAME	2020-10-22 DD SET - MAIN POOL & MIRRADOR TERRACE	2020-11-06 DD SET - MAIN POOL & MIRRADOR TERRACE	2020-11-25 DD SET - ELEVATORS	2021-01-11 DD SET - MIRRADOR TERRACE	2021-01-22 DD SET - SPLASH BAR	2021-01-29 DD SET - CAFE BELLA VISTA	2021-02-19 DD SET - MAIN POOL & POOL RESTROOMS	2021-03-05 CD SET - MIRADOR TERRACE	2021-03-19 100% CD SET - MAIN BUILDING PHASE 1	2021-05-17 100% CD SET - MAIN BUILDING PHASE 1 REV 2	2021-09-24 90% DD SET - MAIN BUILDING PUBLIC AREAS PHASE 2	2021-10-15 100% DD Set - MAIN BUILDING PUBLIC AREAS PHASE 2	2021-12-03 90% CD SET - GRAND CARIBBEAN BALLROOM	2021-13 25% CD SET - MAIN BUILDING PUBIC AREAS PHASE 2	2022-01-07 90& CD Set - CONVENTION CENTER GRAND CARIBBEAN WING REV 2	2022-01-14 90% CD SET - CONVENTION CENTER GRAND ATLANTIC WING
B1	I-622	BUILDING #1 MAIN BUILDING (MB) - HOTEL ATRIUM ELEVATIONS												*		*		
B1	I-623	BUILDING #1 MAIN BUILDING (MB) - HOTEL ATRIUM ELEVATIONS												*		*		
B1	I-624	BUILDING #1 MAIN BUILDING (MB) - HOTEL ATRIUM ELEVATIONS												*		*		
B1	I-630	BUILDING #1 MAIN BUILDING (MB) - GRAND CARIBBEAN WING PREFUNCTION ELEVATIONS											*	*	*	*	*	
B1	I-631	BUILDING #1 MAIN BUILDING (MB) - GRAND CARIBBEAN WING PREFUNCTION ELEVATIONS											*	*	*	*	*	
B1	I-632	BUILDING #1 MAIN BUILDING (MB) - GRAND ATLANTIC WING PREFUNCTION ELEVATIONS											*	*		*		*
B1	I-633	BUILDING #1 MAIN BUILDING (MB) - GRAND ATLANTIC WING PREFUNCTION ELEVATIONS											*	*		*		*
B1	I-634	BUILDING #1 MAIN BUILDING (MB) - GRAND ATLANTIC WING PREFUNCTION ELEVATIONS											*	*		*		*
B1	I-635	BUILDING #1 MAIN BUILDING (MB) - GRAND ATLANTIC WING PREFUNCTION ELEVATIONS											*	*		*		*
B1	I-636	BUILDING #1 MAIN BUILDING (MB) - GRAND ATLANTIC WING PREFUNCTION ELEVATIONS											*	*		*		*
B1	I-637	BUILDING #1 MAIN BUILDING (MB) - GRAND ATLANTIC WING PREFUNCTION ELEVATIONS											*	*		*		*
B1	I-639	BUILDING #1 MAIN BUILDING (MB) - CONVENTION PRE-FUNCTION BAR ELEVATION																
B1	I-640	BUILDING #1 MAIN BUILDING (MB) - GRAND CARIBBEAN BALLROOM ELEVATION											*	*	*	*	*	
B1	I-641	BUILDING #1 MAIN BUILDING (MB) - GRAND CARIBBEAN BALLROOM ELEVATION													*	*	*	
B1	I-642	BUILDING #1 MAIN BUILDING (MB) - GRAND ATLANTIC BALLROOM ELEVATION											*	*		*		*
B1	I-643	BUILDING #1 MAIN BUILDING (MB) - GRAND ATLANTIC BALLROOM ELEVATION											*	*		*		*
B1	I-644	BUILDING #1 MAIN BUILDING (MB) - GRAND ATLANTIC WING PUBLIC WOMENS RESTROOMS ELEVATIONS																*
B1	I-645	BUILDING #1 MAIN BUILDING (MB) - GRAND ATLANTIC WING PUBLIC WOMENS RESTROOMS ELEVATIONS																*
B1	I-646	BUILDING #1 MAIN BUILDING (MB) - GRAND ATLANTIC WING PUBLIC MENS RESTROOMS ELEVATIO																*
B1	I-650	BUILDING #1 MAIN BUILDING (MB) - MAIN LOBBY PUBLIC WOMENS RESTROOMS ELEVATIONS												*		*		
B1	I-651	BUILDING #1 MAIN BUILDING (MB) - MAIN LOBBY PUBLIC WOMENS RESTROOMS ELEVATIONS												*		*		
B1	I-652	BUILDING #1 MAIN BUILDING (MB) - MAIN LOBBY PUBLIC MENS RESTROOMS ELEVATIONS												*		*		
B1	I-653	BUILDING #1 MAIN BUILDING (MB) - MAIN LOBBY PUBLIC MENS RESTROOMS ELEVATIONS												*		*		
B1	I-654	BUILDING #1 MAIN BUILDING (MB) - MAIN LOBBY SHOPS AREA PUBLIC WOMENS RESTROOMS ELEVATIONS												*		*		
B1	I-655	BUILDING #1 MAIN BUILDING (MB) - MAIN LOBBY SHOPS AREA PUBLIC MENS RESTROOMS ELEVATIONS												*		*		
B1	I-656	BUILDING #1 MAIN BUILDING (MB) - MEZZANINE LEVEL PUBLIC WOMENS RESTROOMS ELEVATIONS												*		*		
B1	I-657	BUILDING #1 MAIN BUILDING (MB) - MEZZANINE LEVEL PUBLIC MENS RESTROOMS ELEVATIONS												*		*		
B1	I-658	BUILDING #1 MAIN BUILDING (MB) - PABLO CASALS WOMENS PUBLIC RESTROOM ELEVATIONS												*		*		
B1	I-659	BUILDING #1 MAIN BUILDING (MB) - PABLO CASALS MENS PUBLIC RESTROOM ELEVATIONS												*		*		
B1	I-660	BUILDING #1 MAIN BUILDING (MB) - BOARDROOM PREFUNCTION ELEVATIONS														*		
B1	I-661	BUILDING #1 MAIN BUILDING (MB) - BOARDROOM PREFUNCTION ELEVATIONS														*		
B1	I-662	BUILDING #1 MAIN BUILDING (MB) - BOARDROOM PREFUNCTION ELEVATIONS														*		
B1	I-670	BUILDING #1 MAIN BUILDING (MB) - BOARDROOM ELEVATIONS														*		
B1	I-671	BUILDING #1 MAIN BUILDING (MB) - MEZZANINE LEVEL MEETING ROOM ELEVATIONS														*		
B1	I-700	BUILDING #1 MAIN BUILDING (MB) - MAIN BUILDING CONSTRUCTION DETAILS													*	*	*	*
B1	I-701	BUILDING #1 MAIN BUILDING (MB) - MIRADOR TERRACE SERVICE BAR RACK DETAILS								*	*							
B1	I-702	BUILDING #1 MAIN BUILDING (MB) - SPLASH BAR COLUMN DETAILS					*				*							
B1	I-703	BUILDING #1 MAIN BUILDING (MB) - CAFE BELLA VISTA METAL PLANTER FRAME DETAILS									*							
B1	I-704	BUILDING #1 MAIN BUILDING (MB) - CAFE BELLA VISTA BAR DETAILS									*							
B1	I-710	BUILDING #1 MAIN BUILDING (MB) - CONVENTION CENTER PASSENGER ELEVATOR DETAILS			*						*							
B1	I-711	BUILDING #1 MAIN BUILDING (MB) - PANORAMIC ELEVATOR DETAILS			*						*							
B1	I-712	BUILDING #1 MAIN BUILDING (MB) - PANORAMIC ELEVATOR DETAILS			*						*							
B1	I-713	BUILDING #1 MAIN BUILDING (MB) - MIRADOR TERRACE SERVICE BAR DETAILS								*	*							
B1	I-714	BUILDING #1 MAIN BUILDING (MB) - SERVICE BAR BACK								*	*							
B1	I-715	BUILDING #1 MAIN BUILDING (MB) - UPPER POOL RESTROOM VANITY DETAILS									*							
B1	I-716	BUILDING #1 MAIN BUILDING (MB) - LOWER POOL RESTROOMS VANITY DETAILS									*							
B1	I-717	BUILDING #1 MAIN BUILDING (MB) - MAIN POOL RESTROOMS MIRROR DETAILS									*							
B1	I-718	BUILDING #1 MAIN BUILDING (MB) - MAIN POOL RESTROOM URINAL SCREEN DETAILS									*							
B1	I-719	BUILDING #1 MAIN BUILDING (MB) - CAFE BELLA VISTA BOTTLE DISPLAY									*							
B1	I-720	BUILDING #1 MAIN BUILDING (MB) - CHECK-IN DESK DETAILS												*		*		
B1	I-721	BUILDING #1 MAIN BUILDING (MB) - CHECK-IN DESK DETAILS														*		
B1	I-722	BUILDING #1 MAIN BUILDING (MB) - ADA CHECK-IN DESK DETAILS														*		
B1	I-723	BUILDING #1 MAIN BUILDING (MB) - CHECK-IN ACCENT WALL DETAILS														*		
B1	I-724	BUILDING #1 MAIN BUILDING (MB) - CONVENTION CENTER CHECK-IN ACCENT WALL DETAILS														*		
B1	I-725	BUILDING #1 MAIN BUILDING (MB) - ATRIUM BANQUETTE DETAILS												*		*		
B1	I-726	BUILDING #1 MAIN BUILDING (MB) - CONVENTION CENTER CHECK-IN DESK												*		*		
B1	I-730	BUILDING #1 MAIN BUILDING (MB) - LOBBY SHOPS AREA RESTROOM VANITY DETAILS												*		*		
B1	I-731	BUILDING #1 MAIN BUILDING (MB) - MAIN LOBBY RESTROOM VANITY DETAILS												*		*		
B1	I-732	BUILDING #1 MAIN BUILDING (MB) - MEZZANINE LEVEL MENS RESTROOM VANITY DETAILS												*		*		
B1	I-733	BUILDING #1 MAIN BUILDING (MB) - MEZZANINE LEVEL WOMENS RESTROOM VANITY DETAILS												*		*		
B1	I-734	BUILDING #1 MAIN BUILDING (MB) - PABLO CASALS RESTROOM VANITY DETAILS												*				
B1	I-740	BUILDING #1 MAIN BUILDING (MB) - GRAND CARIBBEAN PREFUNCTION BAR DETAILS												*	*	*	*	
B1	I-741	BUILDING #1 MAIN BUILDING (MB) - GRAND CARIBBEAN PREFUNCTION BAR DETAILS															*	
B1	I-742	BUILDING #1 MAIN BUILDING (MB) - GRAND ATLANTIC PREFUNCTION WINDOW SCREEN DETAILS																*
B1	I-743	BUILDING #1 MAIN BUILDING (MB) - ATLANTIC WING RESTROOMS DETAILS																*
B1	I-744	BUILDING #1 MAIN BUILDING (MB) - ATLANTIC WING BALLROOM DETAILS																*
B1	I-745	BUILDING #1 MAIN BUILDING (MB) - ATLANTIC MEETING COUNTER DETAIL ELEVATION																*
B1	I-790	BUILDING #1 MAIN BULDING (MB) - MOULDING PROFILES															*	*
B1	I-800	BUILDING #1 MAIN BUILDING (MB) - DOOR STYLES							*		*				*	*	*	*

Wimberly INTERIORS
a design studio of WATG
strategy planning architecture landscape interiors
new york | NY | 212 274 2626 watg.com

ROYAL BLUE HOSPITALITY, LLC
PO BOX 9832
SAN JUAN, PR 00908
PUERTO RICO

client | consultant

stamp | approval

90% CD SET - CONVENTION CENTER | GRAND ATLANTIC WING | JAN 14, 2022 |

key plan

no. date issue
issues | revisions

EL CONQUISTADOR RESORT
1000 EL CONQUISTADOR AVENUE
FAJARDO, PR 00738-3711
PUERTO RICO

project logo

BUILDING #1 MAIN BUILDING (MB) - SHEET INDEX
sheet title

project no. 195056 date 10/14/20

checked by: MC
drawn by: AR

B1
component

I-002
sheet no.

1/18/2022 11:53:57 AM
The original size of this drawing is 30"x42" Copyright © 2011 WATG. All rights reserved.

FINISH SCHEDULE

ITEM #	SOURCE/ MFG	ITEM NAME	SWATCH
Category: Acoustic Tile (SUPPLIED BY G.C. INSTALLED BY G.C.)			
AT-100 Issued	Armstrong World Industries Attn: Thomas Lull 2500 Columbia Avenue Lancaster, PA 17603 E: tdull@armstrongceilings.com W: www.armstrong.com	**Acoustical Ceiling Tile** Model #: 2814 - Calla Vector Color: White Dimensions: 24" x 24" x 1" Grid: 15/16 Prelude SL Grid	
Category: Carpet (INSTALLED BY G.C.)			
CP-100 Revised 12-03-2021	Shaw Hospitality Group Attn: Jonathan Goodelman E: jonathan. goodelman@gmansales.com	**Convention Ballroom Carpet** Model #: Custom YR76874 Color: Refer to attached Dimensions: 15' W Construction: CYP 11 x 11 Multi-Level Pattern Cut/Loop Dye Method: 100% Solution Dyed Fiber: Eco Solution Q Nylon Gauge: 1/11" NBS Smoke: Less Than 450 Pill Test: Pass Primary Backing: Synthetic Protective Treatments: SSP Shaw Soil Protection Radiant Panel: Class 1	
CP-101 Revised 12/03/2021	Shaw Hospitality Group Attn: Jonathan Goodelman E: jonathan. goodelman@gmansales.com	**Convention Meeting Room** Model #: Custom YR77131 Color: Refer to attached Dimensions: 15W Construction: CYP 11 x 11 Multi-Level Pattern Cut/Loop Dye Method: 100% Solution Dyed Fiber: Eco Solution Q Nylon Gauge: 1/11" NBS Smoke: Less Than 450 Pill Test: Pass Primary Backing: Synthetic Protective Treatments: SSP Shaw Soil Protection Radiant Panel: Class 1	
CP-102 Issued	Shaw Hospitality Group Attn: Jonathan Goodelman E: jonathan. goodelman@gmansales.com	**Boardroom Carpet** Model #: Custom CYP 11 x 11 Pattern Cut/Loop Broadloom Color: In development with manufacturer Dimensions: 15' W Construction: Multi-Level Pattern Cut/Loop Dye Method: 100% Solution Dyed Fiber: Eco Solution Q Nylon Gauge: 1/11" NBS Smoke: Less Than 450 Pill Test: Pass Primary Backing: Synthetic Protective Treatments: SSP Shaw	
CP-103 Issued	Shaw Hospitality Group Attn: Jonathan Goodelman E: jonathan. goodelman@gmansales.com	**Ballroom Carpet** Model #: Custom CYP 11 x 11 Pattern Cut/Loop Broadloom Color: In development with manufacturer Dimensions: 15W Construction: Multi-Level Pattern Cut/Loop Dye Method: 100% Solution Dyed Fiber: Eco Solution Q Nylon Gauge: 1/11" NBS Smoke: Less Than 450 Pill Test: Pass Primary Backing: Synthetic Protective Treatments: SSP Shaw	
CP-104 Revised 12/03/2021	Shaw Hospitality Group Attn: Jonathan Goodelman E: jonathan. goodelman@gmansales.com	**Prefunction Carpet** Model #: Custom YF77121 Color: Refer to attached Dimensions: 15' W Construction: CYP 11 x 11 Multi-Level Pattern Cut/Loop Dye Method: 100% Soution Dyed Fiber: Eco Solution Q Nylon Gauge: 1/11" NBS Smoke: Less Than 450 Pill Test: Pass Primary Backing: Synthetic Protective Treatments: SSP Shaw Soil Protection Radiant Panel: Class 1	
CP-105 Revised 01/14/2022	Shaw Hospitality Group Attn: Jonathan Goodelman E: jonathan.goodelman@gmansales.com	**Border at Prefunction Carpet** Model #: Custom Border - TRYK F9804082 Color: Color A: CF110 cut; Color B: 54840 cut Dimensions: As per manufacturer recommendation Construction: CYP 11 x 11 Multi-Level Pattern Cut/Loop Dye Method: 100% Solution Dyed Fiber: Eco Solution Q Nylon Gauge: 1/11" NBS Smoke: Less Than 450 Pill Test: Pass Primary Backing: Synthetic Protective Treatments: SSP Shaw Soil Protection Radiant Panel: Class 1 Repeat: As per approved Tryk Secondary Backing: Ultraloc Stitches: 11.0 per inch	
Category: Ceramic Tile (SUPPLIED BY G.C. INSTALLED BY G.C.)			
TL-100 Issued 3/27/2021	Argenta Ceramica S.L. Carretera Viver-puerto de Burriana, KM 61 12540 Vila-real T: 964 324 003	**Field Tile** Description: Kalksten - Unglazed Porcelain Stoneware Location: Refer to ID Drawings - Pool Restrooms Color: Artic Finish: Matt Dimension: 12" x 12"	
TL-101 Issued 3/27/2021	Marble Systems Attn: ARDA DALKILIC 15 East 16th Street NEW YORK, NY, NY 10003 T: 212 627 8300 E: arda@marblesystems.com W:	**Accent Floor Tile** Description: Kaleidescope Multi Color Pattern Porcelain Location: Refer to ID Drawings - elevator cabs Range / Model: Casal Blue, Camelias, Kaleidoscope Color: Multi Color Finish: R11 Matte Dimension: Custom 8" x 8"	
TL-102 Issued 3/27/2021	Argenta Ceramica S.L. Carretera Viver-puerto de Burriana, KM 61 12540 Vila-real T: 964 324 003	**Gray Floor Tile** Description: Kalksten Hammer - Glazed Porcelain Stoneware Location: Refer to ID Drawings - Convention center elevator Color: Winter Finish: Matte Dimension: 24" x 24" Type: Porcelain	
TL-103 Issued 3/27/2021	Country Floors Attn: ARDA DALKILIC 15 E. 16th Street New York, NY 10003 T: 212 627 8300 E: arda@marblesystems.com W:	**Green Tile** Location: Mirador Terrace Color: Green Finish: Glossy Model #: Zellige Midan Dimensions: 4"x4"	
TL-104 Issued 3/27/2021	Country Floors Attn: ARDA DALKILIC 15 E. 16th Street New York, NY 10003 T: 212 627 8300 E: arda@marblesystems.com W:	**Terracotta tile** Location: Mirador Terrace Color: Beige Finish: Glossy Model #: Zellige Midan Dimensions: 4"x4"	
TL-105 Issued 3/27/2021	Country Floors Attn: ARDA DALKILIC 15 E. 16th Street New York, NY 10003 T: 212 627 8300 E: arda@marblesystems.com W:	**White Tile** Location: Mirador Terrace Color: Light White Finish: Glossy Model #: Zellige Midan Dimensions: 4"x4"	
TL-106 Issued 3/27/2021	Marble Systems Attn: ARDA DALKILIC 15 East 16th Street NEW YORK, NY, NY 10003 T 212 627 8300 E arda@marblesystems.com	**Accent Tile** Description: Custom Printed Tile Location: Mirador Terrace Color: Custom Finish: glossy Dimension: 6" x 6" Thickness: 1/4"	
TL-107 Issued 3/27/2021	Marble Systems Attn: ARDA DALKILIC 15 East 16th Street NEW YORK, NY, NY 10003 T 212 627 8300 E arda@marblesystems.com	**Custom Print Tile** Description: Custom Printed Tile Location: Splash Bar - Bar front Color: Custom Finish: Matte Dimension: 8" x 8" Thickness: 1/4"	
TL-108 Issued 3/27/2021	Marble Systems Attn: ARDA DALKILIC 15 East 16th Street NEW YORK, NY, NY 10003 T 212 627 8300 E arda@marblesystems.com	**Blue Glazed brick** Description: Temple Glazed Brick Location: Splash Bar - Column bases Color: AquaMarine Finish: Leather Dimension: 2 1/8"x7 1/2"x1/2"	
TL-109 Issued 3/27/2021	Dal-Tile Attn: Donna E Apcar 3550 Tyburn St. Suite 101 Los Angeles , CA 90065 U.S.A. E: donna.apcar@daltile.com	**Quarry Tile** Description: Quarry Tile Location: Refer to ID Drawings Color: ARID GRAY 0Q42 Finish: Matte Dimension: 6"x 6"	
TL-110 Issued 3/27/2021	Argenta Ceramica S.L. Carretera Viver-puerto de Burriana, KM 61 12540 Vila-real T: 964 324 003	**Floor Tile** Description: Kalksten - Unglazed Porcelain Stoneware Location: Refer to ID Drawings - Pool Restrooms Color: Artic Finish: Matt Dimension: 12" x 12"	
TL-110A Issued 3/27/2021	Argenta Ceramica S.L. Carretera Viver-puerto de Burriana, KM 61 12540 Vila-real T: 964 324 003	**Tile base** Description: Kalksten - Unglazed Porcelain Stoneware Location: Refer to ID Drawings - Pool Restrooms Color: Artic Finish: Matt Dimension: 12" x 6"	
TL-111 Issued 3/27/2021	Argenta Ceramica S.L. Carretera Viver-puerto de Burriana, KM 61 12540 Vila-real T: 964 324 003	**Wall Tile** Description: Kalksten - Wall tile white body Location: Refer to ID Drawings - Pool Restrooms Color: Artic Finish: Matt Dimension: 12" x 36"	
TL-112 Issued 4/13/2021	Marble Systems Attn: ARDA DALKILIC 15 East 16th Street NEW YORK, NY, NY 10003 T 212 627 8300 E arda@marblesystems.com	**Accent Floor** Description: Wow - Puzzle Location: Pool Restroom - Refer to ID drawings Range / Model: Elle Floor 60% - Square 40% Color: Multicolor - Gray, Taupe, Sketch Decor Finish: Honed Dimension: Refer to images	
TL-113 Issued	Artistic Tile & Stone T: 1-650-830-3629 E: info@877arttile.com W: www.artistictile.net	**Floor Tile at Lobby Check-in** Model #: Levantine 4 - Terracotta Tiles Color: Off-white and Somek Dimensions: 8-1/8"L x 7-1/2"W x 3/4"D Location: Lobby Check-in area	
TL-114 Issued	Tile Bar- NY Attn: Elita Memoli 45 W. 21st Street New York, NY 10010 T: 908 217 2375 E: elita@tilebar.com	**Accent Tile at Reception Back** Model #: Angela Harris Dunmore Micheli Decor Color: Multicolor Finish: Glazed Ceramic Tile; Polished Dimensions: 8'x 8' x 9mm Thick Grout: Laticrete Permacolor Select Color: Marble Beigte Location: Lobby Check-In Feature Wall	
TL-115 Issued	Tile Bar- NY Attn: Elita Memoli 45 W. 21st Street New York, NY 10010 T: 908 217 2375 E: elita@tilebar.com	**Border Accent Tile at Reception** Model #: TBD - To coordinate with TL-114 Dimensions: 8"W x custom size Grout: Laticrete Permacolor Select Color: Marble Beige Location: Border Tile at Lobby Check-In Feature Wall	
TL-116 Revised 10/15/2021	Tile Bar- NY Attn: Elita Memoli 45 W. 21st Street New York, NY 10010 T: 908 217 2375 E: elita@tilebar.com	**Accent Tile at Convention Center** Model #: Custom to match concept image Finish: Glazed; Polished Finish Dimensions: 8" x 8" x 5/8" Thick Location: Convention Center Check-In Feature Wall	
TL-117 Revised 6/4/2021	Dal-Tile Attn: Donna E Apcar 3550 Tyburn St. Suite 101 Los Angeles , CA 90065 U.S.A. E: donna.apcar@daltile.com	**Quarry Tile** Description: Quarry Tile Location: Refer to ID Drawings Color: ARID GRAY 0Q42 Finish: Matte Dimension: 6"x 6"	
TL-117A Issued	Dal-Tile Attn: Donna E Apcar 3550 Tyburn St. Suite 101 Los Angeles , CA 90065 U.S.A. E: donna.apcar@daltile.com	**Quarry Tile Base** Description: Quarry Tile Location: Refer to ID Drawings Color: ARID GRAY 0Q42 Finish: Matte Dimension: 4" x 8"	
TL-118 Issued	TBD	**Porcelain Tile at Prefunction Entry** Description: Porcelain Tile Location: Prefunction Entry - Refer to ID Drawings Color: TBD Finish: Matte Dimension: 24" x 24" Grout: To match Tile	
Category: Glass (SUPPLIED BY G.C. INSTALLED BY G.C.)			
GL-100 Issued	BY GENERAL CONTRACTOR	**Frosted and Textured Glass** Model #: Frosted +Textured Glass Color: TBD Finish: Tempered Dimensions: 1/4" thick minimum Location: Grand Caribbean Pre Function Doors	
GL-101 Revised 12/03/2021	BY GENERAL CONTRACTOR	**Clear Mirror** Model #: Clear Mirror Finish: Tempered Dimensions: 1/4" thick Location: Grand Atlantic Ballroom	
Category: Metal (SUPPLIED BY G.C. INSTALLED BY G.C.)			
MT-100 Issued 3/27/2021	By Elevator Manufacturer W:	**Elevator Ceiling** Description: Stainless Steel Location: Refer to ID drawings Finish: Satin	
MT-101 Issued 3/27/2021	By Elevator Manufacturer W:	**Elevator Handrail** Location: Refer to ID Drawings Color: Champagne Finish: Satin Type: Stainless Steel	
MT-102 Issued 3/27/2021	BY GENERAL CONTRACTOR	**Dark Bronze metal** Location: Mirador Terrace Model #: Dark Bronze Finish: Satin	
MT-103 Issued 3/27/2021	BY GENERAL CONTRACTOR	**Medium Bronze** Location: Pool Restrooms Model #: Dark Bronze Finish: Satin	
MT-104 Issued	BY GENERAL CONTRACTOR	**Dark Bronze Metal Finish** Model #: Dark Bronze Finish: Satin Location: Check-In Desk Base Toe Kick	
MT-106 Issued	BY GENERAL CONTRACTOR	**Brass Inlay Metal** Location: Grand Atlantic Ballroom Model #: Dark Brass Finish: Satin	
Category: Paint (SUPPLIED BY G.C. INSTALLED BY G.C.)			
PT-100 Issued 3/27/2021	Sherwin Williams Attn: Rebecca Smith New York T: 516 375 1912 E: Rebecca.H.Smith@sherwin.com W:	**Semigloss Off-White Paint** Location: Refer to ID Drawings - Pool restrooms, elevators Range / Model #: SW7626 Color: Zurich White Finish: Semigloss Lacquer, Shop Painted	
PT-101 Issued 3/27/2021	Sherwin Williams Attn: Rebecca Smith New York T: 516 375 1912 E: Rebecca.H.Smith@sherwin.com W:	**Paint Below Handrail** Location: Refer to ID Drawings Range / Model #: SW7674 Color: Peppercorn Finish: Semigloss Lacquer, Shop Painted	
PT-102 Issued 3/27/2021	SHERWIN- WILLIAMS Attn: Thomas Brummett 2200 w. Orangewood Ave. Suite 235 Orange CA 92868 T: 714-634-5700 x 117 E: Thomas.W.Brummett@sherwin.com	**High Reflective White** Location: Refer to ID Drawings Range / Model #: SW7757 Color: High Reflective White	
PT-103 Issued 3/27/2021	Sherwin Williams Attn: Rebecca Smith New York T: 516 375 1912 E: Rebecca.H.Smith@sherwin.com W:	**Outdoor paint** Location: Bella Vista banquette, Refer to ID drawings Range / Model #: SW7648 Color: Big Chill Finish: Eggshell. Provide additional outdoor finishes as needed	
PT-104 Issued 3/27/2021	Sherwin Williams Attn: Rebecca Smith New York T: 516 375 1912 E: Rebecca.H.Smith@sherwin.com W:	**Millwork Paint** Location: Bella Vista millwork Refer to ID Drawings Range / Model #: SW7029 Color: Agreeable gray Finish: Semigloss Lacquer, Shop Painted	
PT-105 Issued	Sherwin Williams Attn: Rebecca Smith New York T: 516 375 1912 E: Rebecca.H.Smith@sherwin.com	**Paint at Outdoor Trim** Location: Exterior Trim at Entry Color: Black Magic Finish: Semi-gloss, outdoor quality with UV and fade resistance Model #: 6691	
PT-106 Revised 10/15/2021	Sherwin Williams Attn: Rebecca Smith New York T: 516 375 1912 E: Rebecca.H.Smith@sherwin.com	**Paint at Indoor Trim** Location: Refer to ID drawings for location Color: Black Magic Finish: Semi-gloss Model #: 6991	
PT-107 Revised 10/15/2021	Sherwin Williams Attn: Rebecca Smith New York T: 516 375 1912 E: Rebecca.H.Smith@sherwin.com	**Paint at Ceiling** Location: Refer to ID drawings for location Color: Windfresh White Finish: Semi-gloss Model #: 7628	
PT-108 Revised 10/15/2021	Sherwin Williams Attn: Rebecca Smith New York T: 516 375 1912 E: Rebecca.H.Smith@sherwin.com	**Paint at Lobby Dome** Location: Paint at Lobby Dome Color: White Flour Finish: Eggshell Model #: 7102	
PT-110 Revised 10/15/2021	Sherwin Williams Attn: Rebecca Smith New York T: 516 375 1912 E: Rebecca.H.Smith@sherwin.com	**Paint at Wall Trim** Location: Refer to ID drawings for location Color: Black Magic Finish: Semi-gloss Model #: 6991	
PT-111 Revised 10/15/2021	Sherwin Williams Attn: Rebecca Smith New York T: 516 375 1912 E: Rebecca.H.Smith@sherwin.com	**Wall Paint at Library** Location: Refer to ID drawings for location Color: Windfresh White Finish: Eggshell Model #: 7628	
PT-112 Revised 10/15/2021	Sherwin Williams Attn: Rebecca Smith New York T: 516 375 1912 E: Rebecca.H.Smith@sherwin.com	**Wall Paint at Library Coping** Location: Refer to ID drawings for location Color: Pediment Finish: Semi-gloss Model #: 7634	
PT-113 Issued	Sherwin Williams Attn: Rebecca Smith New York T: 516 375 1912 E: Rebecca.H.Smith@sherwin.com	**Wall Paint at Convention Center** Location: Refer to ID drawings for location Color: White Flour Finish: Eggshell Model #: 7102	
PT-114 Revised 10/15/2021	Sherwin Williams Attn: Rebecca Smith New York T: 516 375 1912 E: Rebecca.H.Smith@sherwin.com	**Trim Paint at Convention Center** Description: White Flour Location: Refer to ID drawings for location Finish: Semi-gloss Model #: 7102	
PT-115 Revised 10/15/2021	Sherwin Williams Attn: Rebecca Smith New York T: 516 375 1912 E: Rebecca.H.Smith@sherwin.com	**Trim Paint at Grand Caribbean** Location: Refer to ID drawings for location Color: White Flour Finish: Flat Model #: 7102	
PT-116 Revised 10/15/2021	Sherwin Williams Attn: Rebecca Smith New York T: 516 375 1912 E: Rebecca.H.Smith@sherwin.com	**Paint at Check-In Desk** Location: Check-In Desk at Convention Center Color: White Flour Finish: Matte Lacquer, Shop Painted Model #: 7102	
PT-119 Issued	Benjamin Moore Attn: Brent Cunningham Benjamin Moore & Co., 101 Paragon Drive Montvale NJ 07645, New Jersey 07645 United States T: +1 201 949 6474 E: brent.cunningham@benjaminmoore.com	**Accent Paint at Atlantic Prefunction Atrium Ceiling** Range / Model #: 713 Color: Polished Slate	
Category: Stone (SUPPLIED BY G.C. INSTALLED BY G.C.)			
ST-100 Issued 3/27/2021	CaesarStone - NY Attn: Renee Pecquex 165 Randolph Street Brooklyn, NY 11237 USA T +1 877 662 7001 E renee.pecquex@caesarstoneus.com	**Bar Top** Location: Mirador Terrace Type: Quartz Finish: Polished Dimension: Refer To ID Drawings Color: 5141 - Frosty Carrina Thickness: 1 1/4"	
ST-101 Issued 3/27/2021	Marble Systems Attn: ARDA DALKILIC 15 East 16th Street NEW YORK, NY, NY 10003 T 212 627 8300 E arda@marblesystems.com	**Bar Top** Location: Splash Bar bar top Type: Granite - Metallic Black Finish: Polished Dimension: Slab; Refer To ID Drawing	
ST-102 Issued 3/27/2021	Marble Systems Attn: ARDA DALKILIC 15 East 16th Street NEW YORK, NY, NY 10003 T 212 627 8300 E arda@marblesystems.com	**Bar Top** Location: Bella Vista bar top Type: Granite - cosmic black Finish: Polished Dimension: Slab; Refer To ID Drawing	
ST-103 Issued 3/27/2021	CaesarStone - NY Attn: Renee Pecquex 165 Randolph Street Brooklyn, NY 11237 USA T: +1 877 662 7001 E: renee.pecquex@caesarstoneus.com	**Stone Threshold** Location: Refer to ID Drawings Type: Quartz - Mont Blanc - 5043 Finish: Honed Dimension: Refer to ID Drawings Thickness: 3/4"	
ST-104 Issued	Artistic Tile Attn: Janet McHugh 38 West 21st Street New York, NY 10010 T: (212) 727-9331 E: janetmchugh@artistictile.com	**Countertop at Lobby Check-In** Model #: Lincoln Calacatta Marble Slab Finish: Sealed and Polished Location: Reception Desks at Lobby Check-In	

Copyright © 2011 WATG. All rights reserved.

1/18/2022 11:53:58 AM
The original size of this drawing is 30"x42"

90% CD SET - CONVENTION CENTER | GRAND ATLANTIC WING | JAN 14, 2022 |

Wimberly INTERIORS
a design studio of WATG
strategy planning architecture landscape interiors
new york | NY | 212 274 2626 watg.com

ROYAL BLUE HOSPITALITY, LLC
PO BOX 9832
SAN JUAN, PR 00908
PUERTO RICO

client | consultant

stamp | approval

key plan

no.	date	issue
3	01/07/2022	90% CD SET - CONVENTION CENTER GRAND CARIBBEAN WING
2	Date 3	Revision 3
1	03/25/2021	MIRADOR TERRACE REVISED LIGHTING

issues | revisions

EL CONQUISTADOR RESORT
1000 EL CONQUISTADOR AVENUE
FAJARDO, PR 00738-3711
PUERTO RICO

project logo

BUILDING #1 MAIN BUILDING (MB) - FINISH SCHEDULE
sheet title

project no. 195056 date 11/23/20

checked by: Checker
drawn by: Author

B1
component

I-003
sheet no.

FINISH SCHEDULE

ST-105 Revised 12/03/2021	Stone Source - NY Attn: Jorgen Engersgaard 215 Park Avenue South New York, NY 10003 USA T: +1 212 979 6400 E: jorgen@stonesource.com	**Bar Countertop at Pre Function** Description: Blue Emperador Stone Location: Bar Countertop at Pre Function Finish: Sealed and Honed	
ST-106 Revised 12/03/2021	Stone Source - NY Attn: Jorgen Engersgaard 215 Park Avenue South New York, NY 10003 USA T: +1 212 979 6400 E: jorgen@stonesource.com	**Countertop at Convention** Description: Blue Emperador Marble Location: Check-In Countertop at Convention Center Finish: Sealed and Honed	
ST-107 Issued	Artistic Tile Attn: Janet McHugh 38 West 21st Street New York, NY 10010 T: (212) 727-9331 E: janetmchugh@artistictile.com	**Countertop at Public Restroom** Model #: Statuario Marble Slab Finish: Sealed and Polished Location: Grand Atlantic Restrooms - Refer to ID drawings for location	
ST-108		**Stone Threshold at Caribbean Prefunction Entry**	
ST-1091 Issued	Artistic Tile Attn: Janet McHugh 38 West 21st Street New York, NY 10010 T: (212) 727-9331 E: janetmchugh@artistictile.com	**Trim at Atlantic Restroom** Model #: Statuario Marble Trim Piece Finish: Sealed and Polished Dimensions: Refer to ID drawings for dimensions and profile Location: Grand Atlantic Restrooms - Refer to ID drawings for location	
Category: Upholstery (SUPPLIED BY G.C. INSTALLED BY G.C.)			
UP-101 Issued	Carnegie Attn: Audra Sleight 41 W 25TH STREET, 2ND FLOOR NEW YORK, NY 10010 T: 212.627.2060 E: asleight@carnegiefabrics.com	**Fabric at Wrapped Panels** Description : Nexus 6425 Location: Atlantic Ballroom Color: 903 Content: 100% Xorel Backing: Unbacked Width: 56" Repeat: N/A Model #: 6425	
Category: Wallcovering (SUPPLIED BY G.C. INSTALLED BY G.C.)			
WC-100 Revised 01/14/2022	Phillip Jeffries Ltd. Attn: Caitlin Kourtis 311 Route 46 Fairfield, NJ 07004 U.S.A. T: 973 575 5414 E: ckourtis@phillipjeffries.com	**Wallcovering** Model #: Custom 8132 Vinyl Woven Sisal Color: Dusty Grey Finish: Type II Washable Fire Rating: ASTM E84 Class A Location: Grand Caribbean Ballroom Repeat: 200% Scale Width: 54.5"	
WC-101 Revised 12/03/2021	Koroseal - NY Attn: Margeaux House 979 3rd Ave Suite 842 New York, NY 10022 USA T: +1 212 751 1595 F: +1 212 751 1720 E: mhouse@koroseal.com	**Wallcovering** Description: Type II Vinyl Location: Refer to Interior Design Drawings Brand / Pattern: Kashi 7621-91 Color: Silver Fan Backing: Woven Width: 52-54" Repeat: N/A Flammability: ASTM E84 CLASS A	
WC-102 Issued	Koroseal - NY Attn: Margeaux House 979 3rd Ave Suite 842 New York, NY 10022 USA T: +1 212 751 1595 F: +1 212 751 1720 E: mhouse@koroseal.com	**Wallcovering** Description: Custom - Embossed Location: Grand Caribbean Prefunction - Refer to Interior Design Drawings Brand / Pattern: TBD Color: TBD Width: TBD Repeat: N/A Flammability: ASTM E84 CLASS A	
WC-103 Issued	Phillip Jeffries Ltd. Attn: Caitlin Kourtis 311 Route 46 Fairfield, NJ 07004 U.S.A. T: 973 575 5414 E: ckourtis@phillipjeffries.com	**Wallcovering @ Meeting Rooms** Model #: Vinyl Woven Sisal 8122 Color: Dusty Gray Finish: Type II Washable Dimensions: 54.5" W Fire Rating: ASTM E84 Class A Location: Grand Atlantic Meeting Rooms - Refer to ID drawings for location	
WC-105		**Wallcovering @ Enhanced Meeting Room Media Doors**	
WC-106 Issued	Phillip Jeffries Ltd. Attn: Caitlin Kourtis 311 Route 46 Fairfield, NJ 07004 U.S.A. T: 973 575 5414 E: ckourtis@phillipjeffries.com	**Wallcovering at Grand Atlantic Prefunction** Description: Type II Vinyl Location: Refer to Interior Design Drawings Brand / Pattern: Vinyl Madagascar Raffia - 7865 Color: Island Malta White Backing: Woven Width: 54" Repeat: N/A Flammability: ASTM E84 CLASS A Finish: Type II Washable	
Category: Wood (SUPPLIED BY G.C. INSTALLED BY G.C.)			
WD-100 Issued 3/27/2021	BY GENERAL CONTRACTOR	**Dark Stained Wood** Location: Refer To ID Drawings - Panoramic Elevator Species: European Oak Cut: Quarter Sawn Finish: Dark Sheen Level: 40% , To Match ID Sample	
WD-101 Issued 3/27/2021	BY GENERAL CONTRACTOR	**Wood Laminate** Description: Wood Laminate Location: Refer To ID Drawings - Pool Restrooms Finish: Washed Teak Sheen Level: 40% , To be coordinated with ID	
WD-102 Issued	BY GENERAL CONTRACTOR	**Wood Finish at Check-In Desk** Finish: To match control sample Cut: Quarter Sawn Location: Check-In Desk at Lobby Sheen Level: 10% Species: European Walnut	
WD-103 Issued	BY GENERAL CONTRACTOR	**Wood Finish** Finish: To match control sample Cut: Quarter Sawn Location: Refer to ID drawings for location Sheen: 10% Species: Oak	
WD-104 Issued	BY GENERAL CONTRACTOR	**Wood Finish** Finish: Cerused Black Stain - To match control sample Cut: Quarter Sawn Location: Refer to ID drawings for location Sheen Level: 10% Species: Oak	
WD-105 Issued	BY GENERAL CONTRACTOR	**Wood Finish** Finish: Dark Oak - To match control sample Cut: Quarter Sawn Location: Refer to ID drawings for location Sheen Level: 10% Species: Oak	
WD-106 Issued	BY GENERAL CONTRACTOR	**Wood Finish - Lacquer** Color: To Match Sherwin Williams 6991 Black Magic Finish: Black Lacquer - Finish to be approved by designer Cut: Quarter Sawn Location: Refer to ID drawings for location Sheen Level: 40% - 60% Species: Oak	
WD-107 Issued	BY GENERAL CONTRACTOR	**Wood Finish** Finish: To match control sample Cut: Quarter Sawn Location: Public Restroom Doors + Vanity Skirt - Refer to ID drawings for location Sheen: 10% Species: Oak	
Category: Special Finishes (SUPPLIED BY G.C. INSTALLED BY G.C.)			
SF-100 Issued 4/7/2021	By Specialist	**Pewter Concrete** Location: Mirador Terrace Type: Concrete Finish: Honed Dimension: Refer to ID Drawings Color: To Match SW-7029 Agreeable gray	
SF-101 Issued 4/7/2021	By Specialist	**Off White Plaster** Model #: Custom Plaster Color: To Match SW-7626 Zurich White Finish: Textured Location: Splash bar Columns - Refer to ID Drawings	
SF-102 Issued 4/7/2021	By Specialist	**Warm gray concrete** Location: Splash bar Pool bar top Type: Concrete Finish: Honed and sealed Dimension: Refer to ID Drawings Color: To Match SW-7647 Crushed Ice	
SF-103 Issued 4/7/2021	By Specialist	**Taupe plaster** Location: Bella Vista Bar die Type: Plaster per drawing Finish: Semigloss, outdoor Dimension: Refer to ID Drawings Color: To Match SW-7547 Sandbar	
SF-104 Issued 3/27/2021	By Specialist	**Custom mosaic** Description: Custom Mosaic installation per ID concept image Location: Pizza oven cladding Type: Black ceramic tile Finish: Polished Dimension: Refer to ID Drawings	
SF-105 Issued 3/27/2021	By Specialist	**Cast Concrete in Tadelakt** Model #: Custom Plaster - Wet rated Color: Benjamin Moore OC-19 Seapearl Finish: Textured Location: Pool Restrooms - Refer to ID Drawings	
SF-106 Issued	TBD	**Synthetic Woven Rattan** Model #: Synthetic Woven Rattan Color: Natural	
SF-107 Revised 12/23/2021	3form Attn: Mindy Kauffman T: 310-429-4617 E: mindy.kaufmann@lightart.com	**Ribbed Acrylic Panel** Model #: Varia Color: Strand White Dimensions: 48" x 96" panel size; 1/2" gauge Fire Rating: Must meet local codes and regulations Location: Accent Ceiling at Convention Center	
SF-108	TBD	**Wood Pattern Panel** Location: Grand Atlantic Ballroom	
SF-110 Issued	TBD	**Rattan Weave** Model #: Rattan Weave - Synthetic Color: Natural Location: Check-In at Convention Center	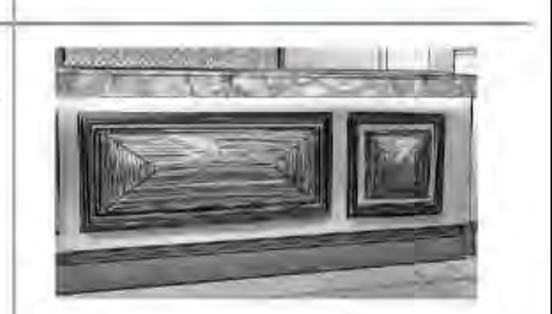
SF-112	3M Commercial Solutions Attn: Molly T: 800-328-3908 E: scotchprint-graphics@3m.com	**Frosted Window Film** Location: Grand Caribbean Ballroom Brand / Pattern: 3M Crystal Glass Finish Color: Frosted Crystal 7725SE-324	

1/18/2022 11:53:58 AM
The original size of this drawing is 30"x42"
Copyright © 2011 WATG. All rights reserved.

90% CD SET - CONVENTION CENTER | GRAND ATLANTIC WING | JAN 14, 2022 |

Wimberly INTERIORS
a design studio of WATG
strategy planning architecture landscape interiors
new york | NY | 212 274 2626 watg.com

ROYAL BLUE HOSPITALITY, LLC
PO BOX 9832
SAN JUAN, PR 00908
PUERTO RICO

client | consultant

stamp | approval

key plan

no.	date	issue
1	01/07/2022	90% CD SET - CONVENTION CENTER GRAND CARIBBEAN WING

issues | revisions

EL CONQUISTADOR RESORT
1000 EL CONQUISTADOR AVENUE
FAJARDO, PR 00738-3711
PUERTO RICO

project logo

BUILDING #1 MAIN BUILDING (MB) - FINISH SCHEDULE
sheet title

project no. 195056 date 09/24/21

checked by: Checker
drawn by: Author

B1
component

I-003.1
sheet no.

PLUMBING FIXTURE SCHEDULE

ITEM #	SOURCE/ MFG	ITEM NAME	SWATCH
Category: Plumbing Fixtures			
PF-B10 Issued	Kohler NY Attn: Lara Garahan 444 Highland Drive Mail Stop 419 Kohler, WI 53044 United States E: lara.garahan@kohler.com	**Touchless Faucet** Model #: K-13472-CP Description: Touchless as per Hilton's Standards Finish: Polished Chrome Dimension: 24" (610 mm) flexible supply hoses for easy installation. 6-3/16" (157 mm) spout reach	
PF-D10 Issued	Kohler NY Attn: Lara Garahan 444 Highland Drive Mail Stop 419 Kohler, WI 53044 United States E: lara.garahan@kohler.com	**Toilet Floor Mounted** Model #: K-96053-SS Description: Finish: White Dimension: 26-3/8" (670 mm) x 14 -17/8" (381 mm) x 15-1/4" (386 mm) Accessories: Seat Stronghold K -4731-C-0 White	
PF-D10.1 Issued	Kohler NY Attn: Lara Garahan 444 Highland Drive Mail Stop 419 Kohler, WI 53044 United States E: lara.garahan@kohler.com	**Toilet Flushometer** Model #: K-10956-SV-CP Description: Touchless as per Hilton's Standards Finish: Polished Chrome Dimension: Intended for toilet installations with 1-1/2" spud coupling connection	
PF-D11 Issued	Kohler NY Attn: Lara Garahan 444 Highland Drive Mail Stop 419 Kohler, WI 53044 United States E: lara.garahan@kohler.com	**Urinal** Model #: K-4991-ET-0 Finish: White Dimension: 3/4" (190 mm) top spud., 0.125 - 1.0 gpf (0.47 - 308 lpf)., 14" (356 mm) extended rim.	
PF-D11.1 Issued	Kohler NY Attn: Lara Garahan 444 Highland Drive Mail Stop 419 Kohler, WI 53044 United States E: lara.garahan@kohler.com	**Urinal Flushometer** Model #: K-7537-CP Description: Touchless as per Hilton's Standards Finish: Polished Chrome Dimension: Intended for urinal installations with 3/4" spud coupling connection.	
PF-D12 Issued	Kohler NY Attn: Lara Garahan 444 Highland Drive Mail Stop 419 Kohler, WI 53044 United States E: lara.garahan@kohler.com	**Toilet Floor Mounted Accessible** Model #: K-96057 Finish: White Dimension: 26-1/2" (673 mm) x 16 -1/2" (419 mm) x 13-1/4" Accessories: Seat Stronghold K -4731-C-0 White	
PF-E10 Issued	McGuire Manufacturing Co., Inc. 60 Grandview Court Cheshire, CT 06410 T: (203) 699-1081 F: (203) 699-1813 E: customerservice@mcguiremfg.com W: mcguiremfg.com	**Cast Body P-Trap** Model #: Eco-Line Collection Finish: Chrome Dimensions: 4-1/2" x 11"	

ARCHITECTURAL LIGHTING SCHEDULE

SUPPLIED AND INSTALLED BY G.C.

SYMBOL	CODE	
	LD-01	RECESSED DOWNLIGHT
	LD-02	RECESSED WALL WASHER
	LD-03	SURFACE MOUNTED ADJUSTABLE LIGHT
	LD-04	PERIMETER LINEAR UPLIGHT FIXTURE
	LD-05	UNDER COUNTER STRIP LIGHT

NOTE:
SEE LIGHTING DESIGNER DRAWINGS AND SPECIFICATIONS FOR DETAILED INFORMATION ON EACH ARCHITECTURAL FIXTURE INCLUDING LOCATION AND ELECTRICAL REQUIREMENTS

BATHROOM ACCESSORIES SCHEDULE

ITEM #	SOURCE/ MFG	ITEM NAME	SWATCH
Category: Bath Accessories			
BA-A10 Revised 3/29/2021	Bradley Corp PO Box 309 Menomonee Falls, WI 53051 T: 800-272-3539 E: international@bradleycorp.com	**Toilet Paper Holder** Model #: 5126.00 5126.00 Finish: Polished Chrome Dimension: 12-5/8"W x 6-3/8"H x 2"D (321 x 162 x 51mm)	
BA-D10 Revised 3/29/2021	Bradley Corp PO Box 309 Menomonee Falls, WI 53051 T: 800-272-3539 E: international@bradleycorp.com	**Soap Dispenser** Model #: 6-3100-PC Finish: Polished Chrome Dimension: Ensure mounting hole is 1-3/8"	
BA-D11 Revised 3/29/2021	Bradley Corp PO Box 309 Menomonee Falls, WI 53051 T: 800-272-3539 E: international@bradleycorp.com	**Coat Hook** Model #: 9119-81 Finish: Satin Stainless Steel Dimension: Escutcheon diameter 3" (76mm) diameter. Projects 3 1/4" (83mm).	
BA-D12 Revised 3/29/2021	Bradley Corp PO Box 309 Menomonee Falls, WI 53051 T: 800-272-3539 E: international@bradleycorp.com	**Sanitary Napkin Disposal** Model #: 4A10-11 Finish: Satin Stainless Steel Dimension: Unit 8" W, 10 1/16" H, 3 7/8" D (203 x 256 x 98mm)	
BA-D13 Revised 3/29/2021	Bradley Corp PO Box 309 Menomonee Falls, WI 53051 T: 800-272-3539 E: international@bradleycorp.com	**Paper Towel Dispenser/Waste** Description: Semi-Recessed Model #: 237-10 Finish: Satin Stainless Steel Dimension: 17 1/8" W, 56" H, 4" D (435 x 1422 x 100mm). Extends 4" (100mm) from wall.	
BA-D14 Revised 3/29/2021	Bradley Corp PO Box 309 Menomonee Falls, WI 53051 T: 800-272-3539 E: international@bradleycorp.com	**Baby Changing Station** Model #: 962.00 Finish: Brushed Stainless Steel Dimension: 37 1/2" W x 21 5/8" H (953 mm x 549 mm) Depth (closed): ¼" (6 mm) Extension (open): 15" (381 mm) Rough Wall Opening: 35½" W x 20½" H (900 x 529 mm) Depth: 4¼"min. (108 mm)	
BA-E10 Revised 3/29/2021	Bradley Corp PO Box 309 Menomonee Falls, WI 53051 T: 800-272-3539 E: international@bradleycorp.com	**Grab Bar 36"** Model #: 812-00-36 812-00-36 Finish: Satin Stainless Steel Dimension: 36" (915mm). 1-1/2" (38mm) diameter tubing	
BA-E11 Revised 3/29/2021	Bradley Corp PO Box 309 Menomonee Falls, WI 53051 T: 800-272-3539 E: international@bradleycorp.com	**Grab Bar 42"** Model #: 812-00-42 Finish: Satin Stainless Steel Dimension: 42" (1065mm). 1-1/2" (38mm) diameter tubing	

HARDWARE SCHEDULE

ITEM #	SOURCE/ MFG	ITEM NAME	SWATCH
Category: Hardware			
HA-A10 Revised 5/11/2021	ASSA ABLOY Attn: Jerry Lomaka Door Security Solutions of Hawaii 909 Kaipii St. Kailua, HI 96734 T: 808-263-3855 F: 808-263-2225 E: jlomaka@assaabloydss.com	**Entry Door Pull** Model #: RM7700 Description: GeoMetek Straight Flat End Hex Pull Finish: As Per Drawings Dimensions: CTC 18" x 2 3/4" Projection	
HA-A11 Revised 5/11/2021	Baldwin Hardware 841 East Wyomissing Boulevard Reading, PA 19611 T: 800.566.1986 F: 610.796.4601	**Stall Door Lever** Model #: 5173.1023.5046.PASS Description: Estate Lever Finish: As Per Drawings	
HA-A12 Revised 5/11/2021	Schlage T: 888-805-9837 E: consumerschlage@allegion.com W: www.schlage.com	**Privacy Lock** Model #: B571 61-509 Description: Door bolt occupancy indicator, 61-509 emergency key included Finish: As Per Drawings	
HA-A13 Revised 5/11/2021	Baldwin Hardware 841 East Wyomissing Boulevard Reading, PA 19611 T: 800.566.1986 F: 610.796.4601	**Deadbolt** Model #: 8041.102 Description: Contemporary Deadbolt Finish: As Per Drawings	

HARDWARE SCHEDULE CONT'D

HA-A14 Revised 5/11/2021	ASSA ABLOY Attn: Jerry Lomaka Door Security Solutions of Hawaii 909 Kaipii St. Kailua, HI 96734 T: 808-263-3855 F: 808-263-2225 E: jlomaka@assaabloydss.com	**Push Plate** Model #: RM1020H Description: Rockwood Push Plate Square Corners Screw Mount Finish: As Per Drawings Dimensions: 4" x 22"	
HA-A15 Issued 5/11/2021	Baldwin Hardware 841 East Wyomissing Boulevard Reading, PA 19611 T: 800.566.1986 F: 610.796.4601	**Cabinet Pull** Model #: 4674.102 Description: Wire Pull Finish: As Per Drawings Dimensions: 3.5" CTC	
HA-A16 Issued	Vingcard Attn: ASSA ABLOY Hospitality Ltd. 21 Stadium Way Portman Rd Reading, Berkshire RG30 6BX UK T: +44(0) 1189 452 200	**Ballroom Entry Door Lever**	
HA-A17 Issued	ASSA ABLOY Attn: Jerry Lomaka Door Security Solutions of Hawaii 909 Kaipii St. Kailua, HI 96734 T: 808-263-3855 F: 808-263-2225 E: jlomaka@assaabloydss.com	**Exit Device**	
HA-B10 Issued 5/11/2021	Schlage T: 888-805-9837 E: consumerschlage@allegion.com W: www.schlage.com	**Door Hinge** Model #: 1020-716 Description: 4" Square Hinge Finish: As Per Drawings Dimensions: 4" x 4" Square corner	
HA-B11 Issued	Emtek Products, Inc. 15250 E Stafford Street City of Industry, CA 91744 T: (800) 356-2741	**Ballroom Entry Door Hinge**	
HA-C10 Issued 5/11/2021	ASSA ABLOY Hospitality Ltd. 21 Stadium Way Portman Rd Reading , Berkshire RG30 6BX United Kingdom T: 441 189 452 200 F: 441 189 451 375	**Door Stop** Model #: RM872 Description: Rookwood Base board mounted Finish: As Per Drawings Dimensions: 5/8" D x 3-3/75" P	
HA-C11 Issued 5/11/2021	ASSA ABLOY Attn: Jerry Lomaka Door Security Solutions of Hawaii 909 Kaipii St. Kailua, HI 96734 T: 808-263-3855 F: 808-263-2225 E: jlomaka@assaabloydss.com	**Door Bottom Sweep** Model #: 90041_SB Description: Pemko Door Bottom Sweep Finish: As Per Drawings	
HA-C12 Issued 5/11/2021	ASSA ABLOY Attn: Jerry Lomaka Door Security Solutions of Hawaii 909 Kaipii St. Kailua, HI 96734 T: 808-263-3855 F: 808-263-2225 E: jlomaka@assaabloydss.com	**Perimeter Gasket Seal** Model #: S88 Description: Pemko Adhesive Gasketing Finish: As Per Drawings	
HA-D10 Issued 5/11/2021	Dormakaba Singapore Pte Ltd Attn: Florence Loh T: +65 6268 7633 E: florence.loh@dormakaba.com W: dormakaba.sg	**Concealed Door Closer** Model #: ITS96 Description: Concealed Door Hardware for Restroom Main Entry Door Finish: As Per Drawings	

1/18/2022 11:54:09 AM
The original size of this drawing is 30"x42"
Copyright © 2011 WATG. All rights reserved.

90% CD SET - CONVENTION CENTER | GRAND ATLANTIC WING | JAN 14, 2022 |

Wimberly INTERIORS
a design studio of WATG
strategy planning architecture landscape interiors
new york | NY | 212 274 2626 watg.com

ROYAL BLUE HOSPITALITY, LLC
PO BOX 9832
SAN JUAN, PR 00908
PUERTO RICO

client | consultant

stamp | approval

key plan

no.	date	issue
2	01/07/2022	90% CD SET - CONVENTION CENTER GRAND CARIBBEAN WING
1	05/11/2021	MAIN BUILDING REVISED

issues | revisions

EL CONQUISTADOR RESORT
1000 EL CONQUISTADOR AVENUE
FAJARDO, PR 00738-3711
PUERTO RICO

BUILDING #1 MAIN BUILDING (MB) - LIGHTING, HARDWARE, PLUMBING FIXTURES & BATHROOM ACCESSORIES
sheet title

project no. 195056 date 03/10/21
checked by: MC
drawn by: AR

B1
component

I-004
sheet no.

FF&E MATRIX

BUILDING #1 - MIRADOR TERRACE FF&E MATRIX			
FF&E	ITEM	DESCRIPTION	QUANTITY
MRT	200	BAR HEIGHT TABLE	3
MRT	201	COFFEE TABLE GROUP	8
MRT	202	COFFEE TABLE	5
MRT	203	SQUARE DINING TABLE	8
MRT	204	SECTIONAL CORNER SOFA	3
MRT	250	BAR STOOL	12
MRT	251	LOUNGE CHAIR	24
MRT	252	OTTOMAN	4
MRT	253	DINING CHAIR	30
MRT	254	LEFT SECTIONAL SOFA	3
MRT	255	RIGHT SECTIONAL SOFA	3
MRT	256	FULL SOFA	8
MRT	500	WALL SCONCE	13
MRT	501	COLUMN SCONCE	22
MRT	502	BAR SCONCE	2
MRT	800	PLANTER	7
MRT	801	RECTANGULAR PLANTER	14

BUILDING #1 - CAFE BELLA VISTA FF&E MATRIX			
FF&E	ITEM	DESCRIPTION	QUANTITY
BV	200	2 TOP DINING TABLE	20
BV	201	4 TOP DINING TABLE	15
BV	250	BANQUETTE CUSHION SET	4
BV	251	DINING CHAIR	92
BV	252	BAR STOOL	4
BV	500	BAR LAMP	7
BV	501	TABLE LAMP	35
BV	800	EXISTING UMBRELLA	4
BV	801	UMBRELLA	8

BUILDING #1 - SPLASH BAR FF&E MATRIX			
FF&E	ITEM	DESCRIPTION	QUANTITY
SB	200	DINING TABLE	7
SB	250	DINING CHAIR	38
SB	500	COLUMN SCONCE	16

BUILDING #1 - MAIN POOL FF&E MATRIX			
FF&E	ITEM	DESCRIPTION	QUANTITY
PL	200	SIDE TABLE	145
PL	201	COFFEE TABLE	7
PL	202	CABANA MINI-BAR CABINET	7
PL	203	CABANA SIDE TABLE	14
PL	250	CHAISE LOUNGE 1	68
PL	251	CHAISE LOUNGE 2	169
PL	252	CHAISE LOUNGE 3	90
PL	253	LOUNGE CHAIR	14
PL	500	SURFACE MOUNTED FIXTURE	12
PL	501	WEDDING PAVILION SCONCE	52
PL	800	UMBRELLA	52

BUILDING #1 - MAIN POOL RESTROMS FF&E MATRIX			
FF&E	ITEM	DESCRIPTION	QUANTITY
PR	500	WALL SCONCE	24
PR	700	FULL MIRROR	4
PR	750	ARTWORK	2
PR	751	ARTWORK	1
PR	752	ARTWORK	1

BUILDING #1 - PANORAMIC ELEVATOR FF&E MATRIX			
FF&E	ITEM	DESCRIPTION	QUANTITY
EL	500	CEILING LIGHT	2

BUILDING #1 - CONVENTION CENTER FF&E MATRIX			
FF&E	ITEM	DESCRIPTION	QTY
CC	200	PREFUNCTION CONSOLE	2
CC	201	PREFUNCTION COFFEE TABLE	1
CC	202	MEETING AREA CONSOLE	14
CC	250	PREFUNCTION SOFA	2
CC	300	DRAPERY	16
CC	301	DRAPERY	1
CC	500	CHANDELIER @ ATLANTIC PREFUNCTION	1
CC	501	MEETING AREA CHANDELIER	16
CC	502	CHANDELIER	8
CC	503	CARIBBEAN PREFUNCTION WALL SCONCE	14
CC	504	ATLANTIC MEZZ WALL SCONCE	16
CC	505	ATLANTIC PREFUNCTION WALL SCONCE	6
CC	506	MEETING WALL SCONCE	14
CC	701	MEETING AREA MIRROR	3
CC	750	BALLROOM ARTWORK	1
CC	751	BALLROOM ARTWORK	1
CC	752	BALLROOM ARTWORK	1
CC	753	BALLROOM ARTWORK	1
CC	754	BALLROOM ARTWORK	1
CC	755	PREFUNCTION ARTWORK	1
CC	756	PREFUNCTION ARTWORK	1
CC	757	PREFUNCTION ARTWORK	1
CC	758	MEETIN AREA ARTWORK	1
CC	759	MEETING AREA ARTWORK	1
CC	760	MEETING AREA ARTWORK	1
CC	761	MEETING AREA ARTWORK	1
CC	762	MEETING AREA ARTWORK	1
CC	763	MEETING AREA ARTWORK	1
CC	764	MEETING AREA ARTWORK	1
CC	765	MEETING AREA ARTWORK	1
CC	766	MEETING AREA ARTWORK	1
CC	767	MEETING AREA ARTWORK	1
CC	768	MEETING AREA ARTWORK	1

1/18/2022 11:54:04 AM
The original size of this drawing is 30"x42"
Copyright © 2011 WATG. All rights reserved.

90% CD SET - CONVENTION CENTER | GRAND ATLANTIC WING | JAN 14, 2022 |

Wimberly INTERIORS
a design studio of WATG
strategy planning architecture landscape interiors
new york | NY | 212 274 2626 watg.com

ROYAL BLUE HOSPITALITY, LLC

PO BOX 9832
SAN JUAN, PR 00908
PUERTO RICO

client | consultant

stamp | approval

key plan

no.	date	issue
1	03/25/2021	MIRADOR TERRACE REVISED LIGHTING

issues | revisions

EL CONQUISTADOR RESORT

1000 EL CONQUISTADOR AVENUE
FAJARDO, PR 00738-3711
PUERTO RICO

project logo

BUILDING #1 MAIN BUILDING (MB) - SCHEDULES

sheet title

project no. 195056 date 09/24/21

checked by: Checker
drawn by: Author

B1
component

I-006
sheet no.

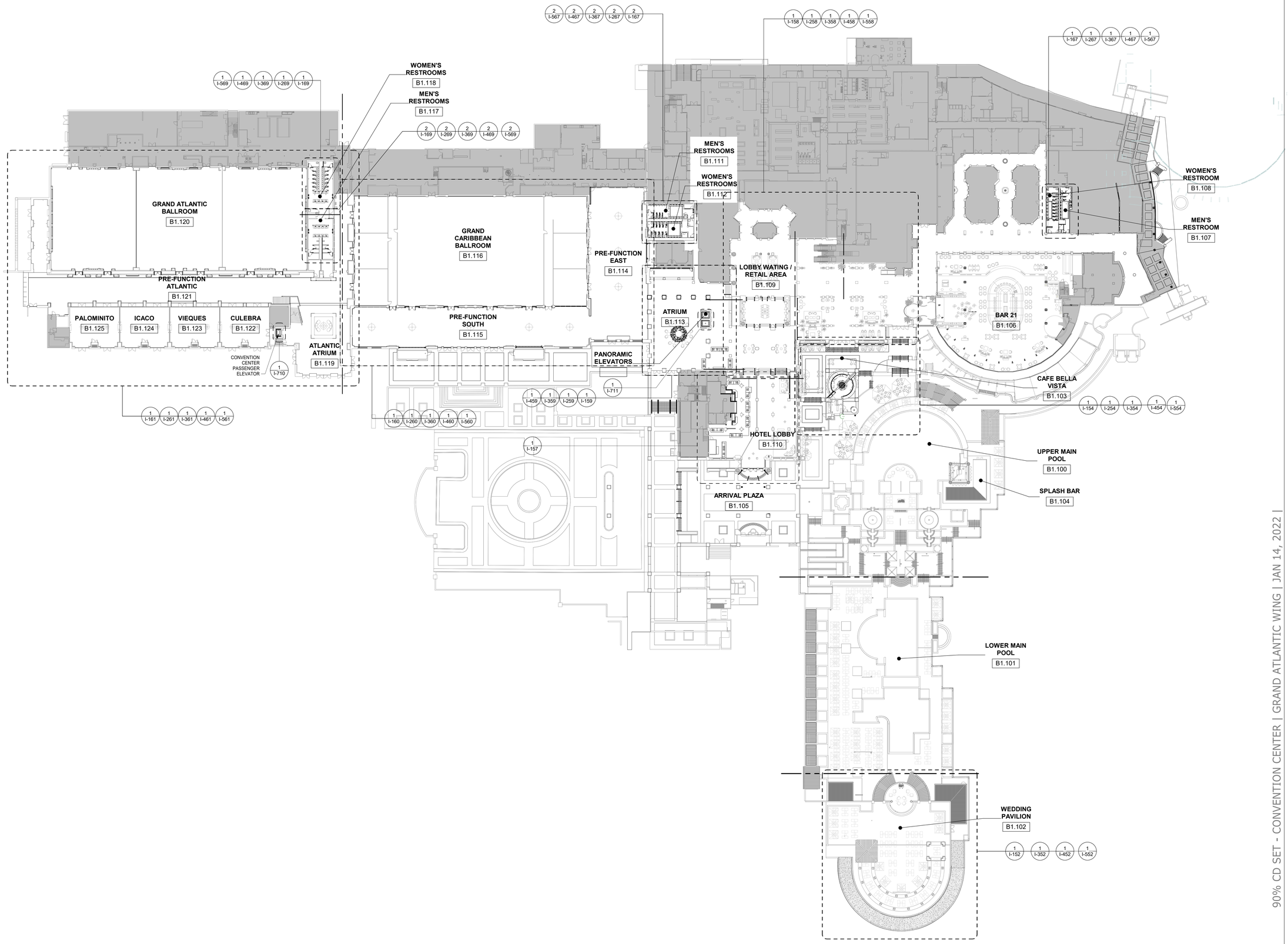

1 BUILDING #1 MAIN BUILDING - OVERALL MAIN LEVEL KEY PLAN

1/32" = 1'-0"

1/18/2022 11:55:10 AM
The original size of this drawing is 30"x42"
Copyright © 2011 WATG. All rights reserved.

90% CD SET - CONVENTION CENTER | GRAND ATLANTIC WING | JAN 14, 2022 |

Wimberly INTERIORS
a design studio of WATG
strategy planning architecture landscape interiors
new york | NY | 212 274 2626 watg.com

client | consultant

ROYAL BLUE HOSPITALITY, LLC
PO BOX 9832
SAN JUAN, PR 00908
PUERTO RICO

stamp | approval

key plan

no.	date	issue

issues | revisions

EL CONQUISTADOR RESORT
1000 EL CONQUISTADOR AVENUE
FAJARDO, PR 00738-3711
PUERTO RICO

project logo

BUILDING #1 MAIN BUILDING (MB) - OVERALL MAIN LEVEL KEY PLAN
sheet title

project no. 195056 date 10/14/20

checked by: MC
drawn by: AR

B1
component

I-100
sheet no.

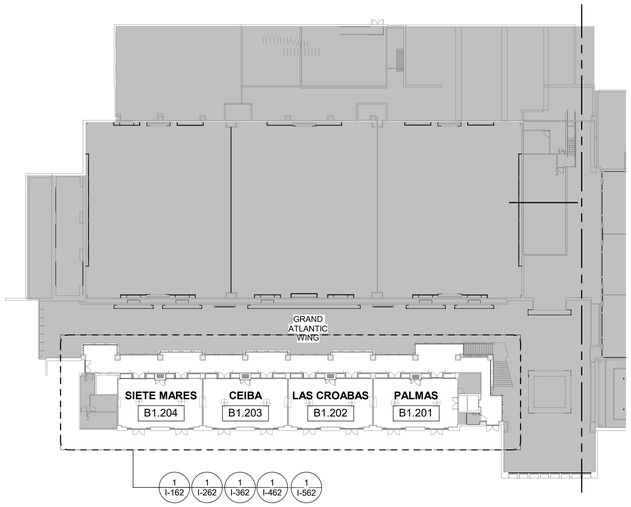

1 BUILDING #1 MAIN BUILDING - OVERALL PARTIAL 2ND LEVEL KEY PLAN

1/32" = 1'-0"

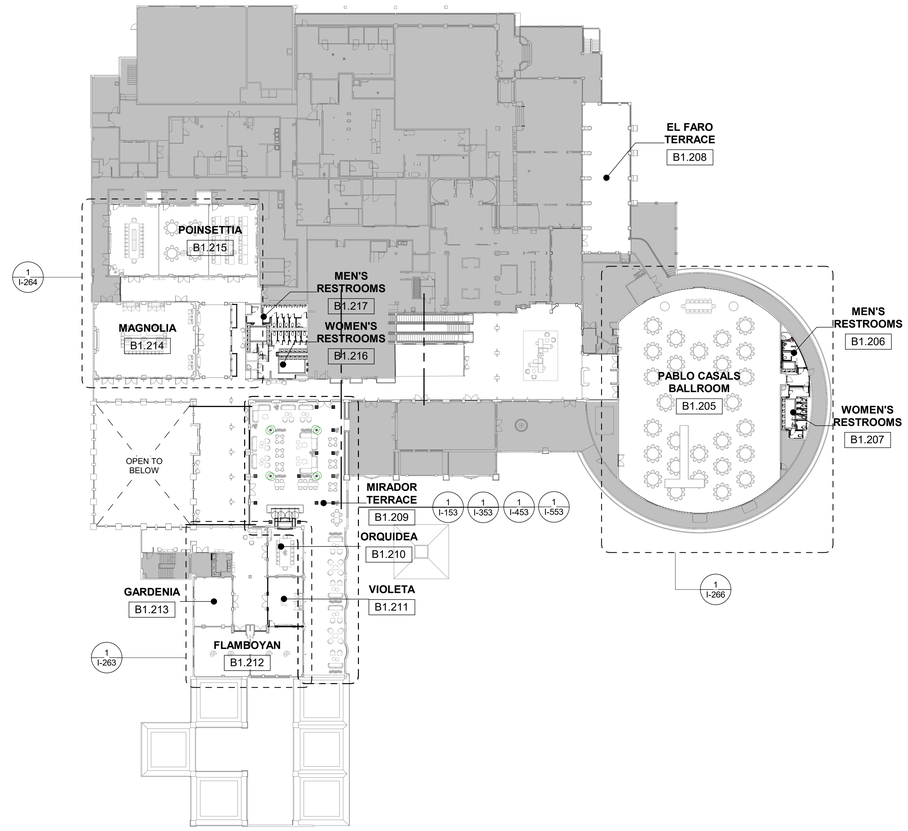

2 BUILDING #1 MAIN BUILDING - OVERALL PARTIAL 3RD LEVEL KEY PLAN

1/32" = 1'-0"

Wimberly
INTERIORS
a design studio of WATG

strategy planning architecture landscape interiors

new york | NY | 212 274 2626 watg.com

ROYAL BLUE HOSPITALITY, LLC

PO BOX 9832
SAN JUAN, PR 00908
PUERTO RICO

client | consultant

stamp | approval

key plan

no. date issue

issues | revisions

EL CONQUISTADOR RESORT

1000 EL CONQUISTADOR AVENUE
FAJARDO, PR 00738-3711
PUERTO RICO

project logo

BUILDING #1 MAIN BUILDING (MB) - OVERALL 2ND & 3RD LEVEL KEY PLANS

sheet title

project no. 195056 date 10/14/20

checked by: MC
drawn by: AR

B1

component

I-102

sheet no.

90% CD SET - CONVENTION CENTER | GRAND ATLANTIC WING | JAN 14, 2022 |

1/18/2022 11:55:27 AM
The original size of this drawing is 30"x42" Copyright © 2011 WATG. All rights reserved.

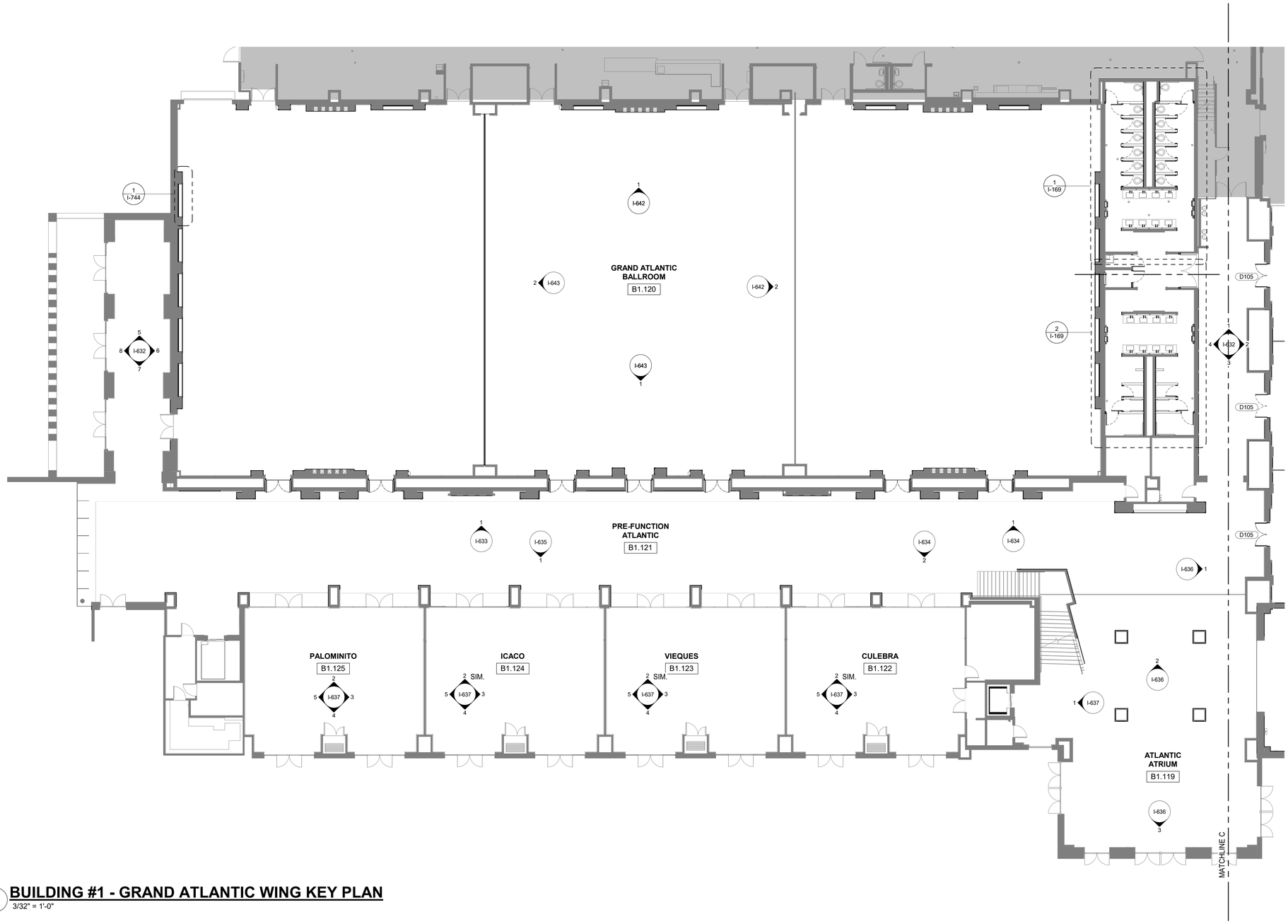

1 **BUILDING #1 - GRAND ATLANTIC WING KEY PLAN**
3/32" = 1'-0"

1/18/2022 11:55:35 AM
The original size of this drawing is 30"x42"

Copyright © 2011 WATG. All rights reserved.

Wimberly INTERIORS
a design studio of WATG

strategy planning architecture landscape interiors

new york | NY | 212 274 2626 watg.com

ROYAL BLUE HOSPITALITY, LLC

PO BOX 9832
SAN JUAN, PR 00908
PUERTO RICO

client | consultant

stamp | approval

key plan

90% CD SET - CONVENTION CENTER | GRAND ATLANTIC WING | JAN 14, 2022 |

no. date issue
issues | revisions

EL CONQUISTADOR RESORT

1000 EL CONQUISTADOR AVENUE
FAJARDO, PR 00738-3711
PUERTO RICO

BUILDING #1 MAIN BUILDING (MB) - CONVENTION CENTER GRAND ATLANTIC WING KEY PLAN
sheet title

project no. 195056 date 07/08/21

checked by: Checker
drawn by: Author

B1
component

I-161
sheet no.

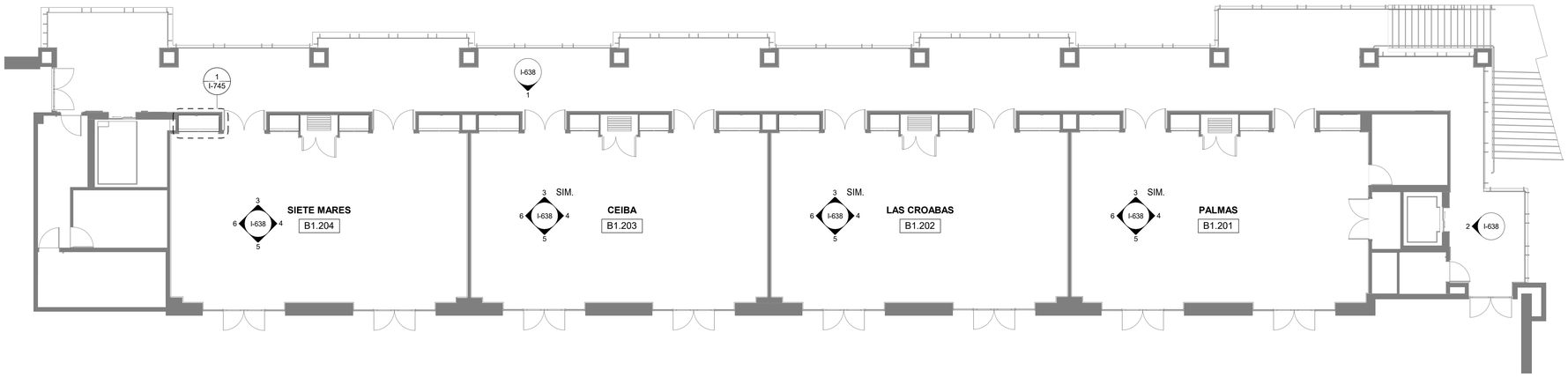

1 BUILDING #1 - MEETING ROOMS @ CONVENTION CENTER MEZZANINE KEY PLAN

1/8" = 1'-0"

1/18/2022 11:55:38 AM
The original size of this drawing is 30"x42"
Copyright © 2011 WATG. All rights reserved.

90% CD SET - CONVENTION CENTER | GRAND ATLANTIC WING | JAN 14, 2022 |

Wimberly INTERIORS

a design studio of WATG

strategy planning architecture landscape interiors

new york | NY | 212 274 2626 watg.com

ROYAL BLUE HOSPITALITY, LLC

PO BOX 9832
SAN JUAN, PR 00908
PUERTO RICO

client | consultant

stamp | approval

key plan

no. date issue

issues | revisions

EL CONQUISTADOR RESORT

1000 EL CONQUISTADOR AVENUE
FAJARDO, PR 00738-3711
PUERTO RICO

BUILDING #1 MAIN BUILDING (MB) - CONVENTION CENTER MEZZANINE MEETING AREAS KEY PLAN

sheet title

project no. 195056 date 07/08/21

checked by: Checker
drawn by: Author

B1

component

I-162

sheet no.

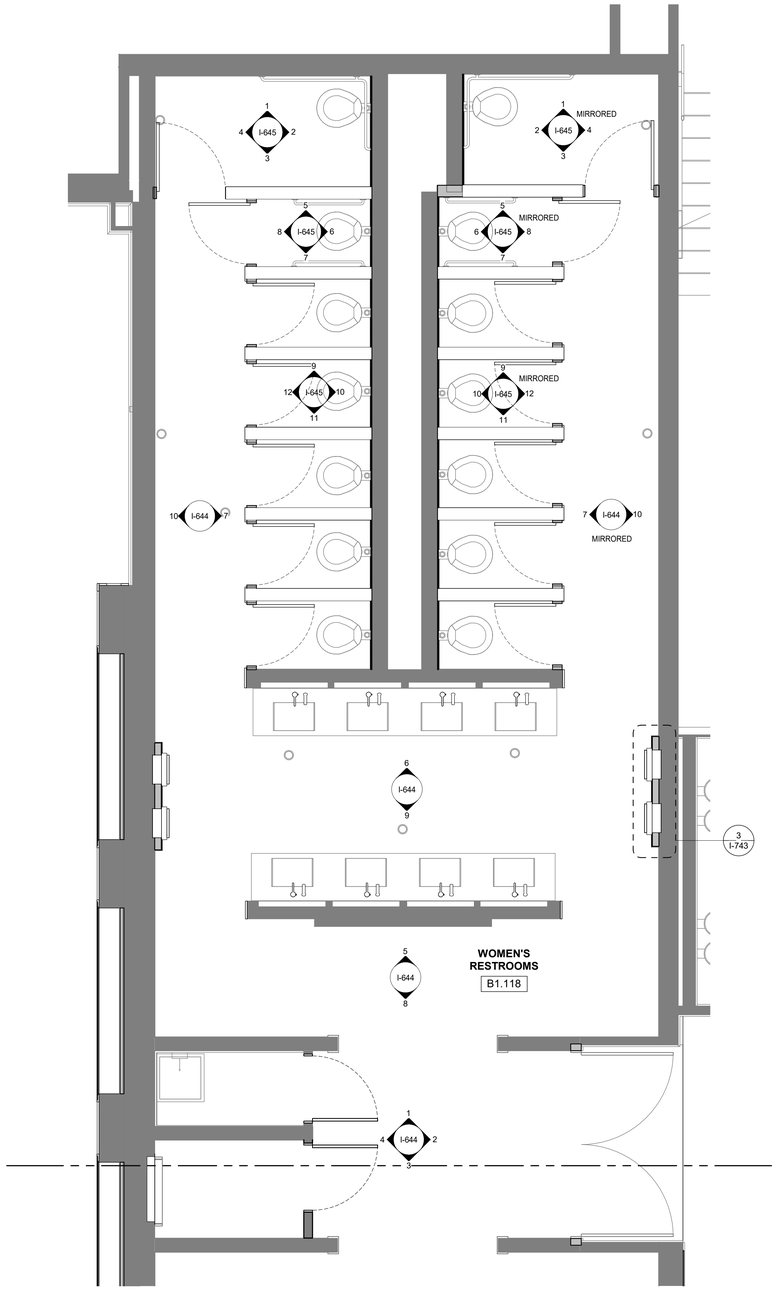

1 CONVENTION CENTER WOMEN'S RESTROOM KEY PLAN
3/8" = 1'-0"

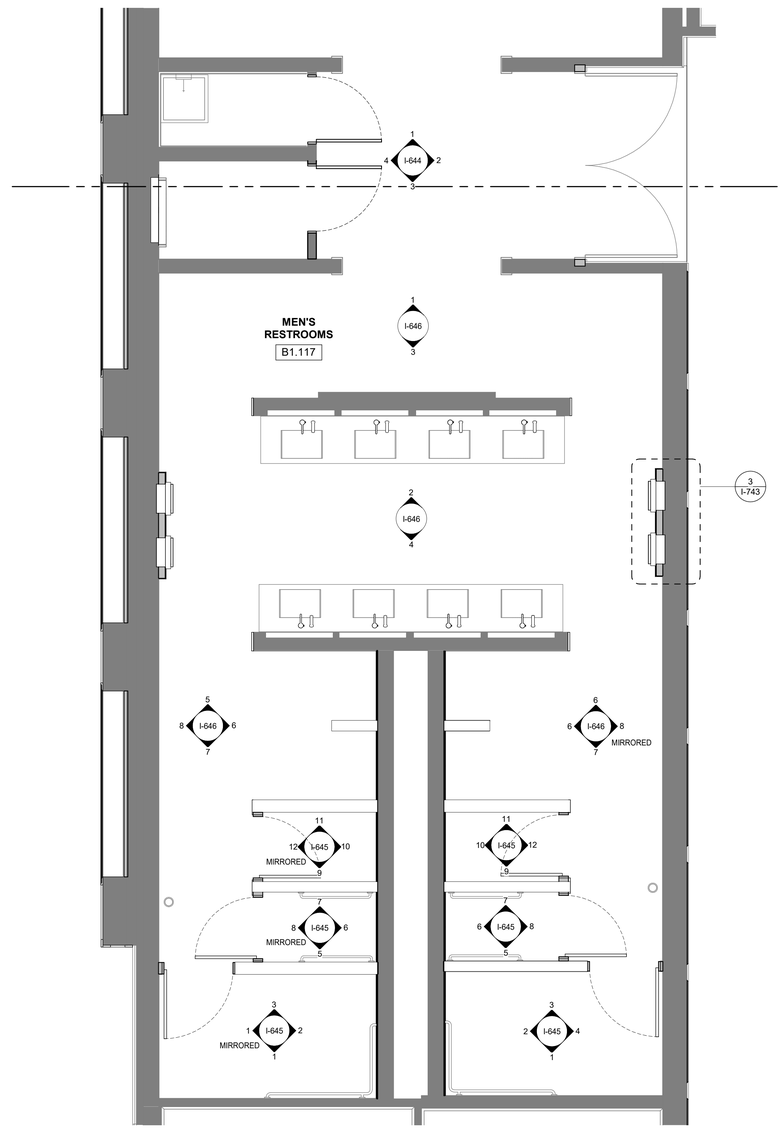

2 CONVENTION CENTER MEN'S RESTROOM KEY PLAN
3/8" = 1'-0"

1/18/2022 11:55:43 AM
The original size of this drawing is 30"x42"
Copyright © 2011 WATG. All rights reserved.

Wimberly INTERIORS
a design studio of WATG
strategy planning architecture landscape interiors
new york | NY | 212 274 2626 watg.com

ROYAL BLUE HOSPITALITY, LLC
PO BOX 9832
SAN JUAN, PR 00908
PUERTO RICO

client | consultant

stamp | approval

key plan

no. date issue
issues | revisions

EL CONQUISTADOR RESORT
1000 EL CONQUISTADOR AVENUE
FAJARDO, PR 00738-3711
PUERTO RICO

BUILDING #1 MAIN BUILDING (MB) - CONVENTION CENTER PUBLIC RESTROOMS KEY PLAN
sheet title

90% CD SET - CONVENTION CENTER | GRAND ATLANTIC WING | JAN 14, 2022 |

project no. 195056 date 09/29/21
checked by: Checker
drawn by: Author

B1
component

I-169
sheet no.

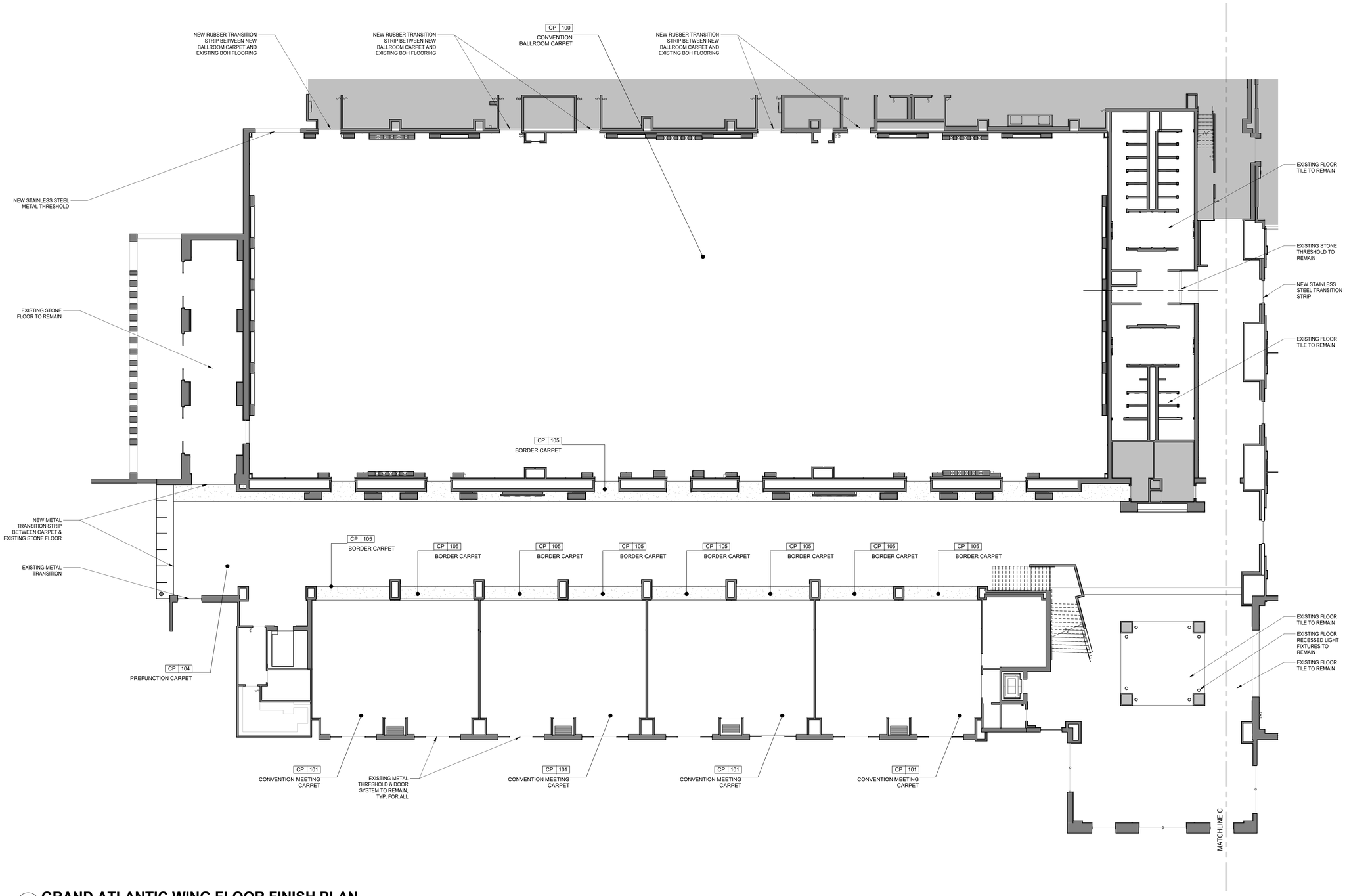

1 **GRAND ATLANTIC WING FLOOR FINISH PLAN**
3/32" = 1'-0"

1/18/2022 11:55:49 AM
The original size of this drawing is 30"x42"

Copyright © 2011 WATG. All rights reserved.

90% CD SET - CONVENTION CENTER | GRAND ATLANTIC WING | JAN 14, 2022 |

Wimberly INTERIORS
a design studio of WATG
strategy planning architecture landscape interiors
new york | NY | 212 274 2626 watg.com

ROYAL BLUE HOSPITALITY, LLC
PO BOX 9832
SAN JUAN, PR 00908
PUERTO RICO

client | consultant

stamp | approval

key plan

no.	date	issue

issues | revisions

EL CONQUISTADOR RESORT
1000 EL CONQUISTADOR AVENUE
FAJARDO, PR 00738-3711
PUERTO RICO

BUILDING #1 MAIN BUILDING (MB) - CONVENTION CNETER GRAND ATLANTIC WING FLOOR FINISH PLAN
sheet title

project no. 195056 date 09/07/21

checked by: Checker
drawn by: Author

B1
component

I-261
sheet no.

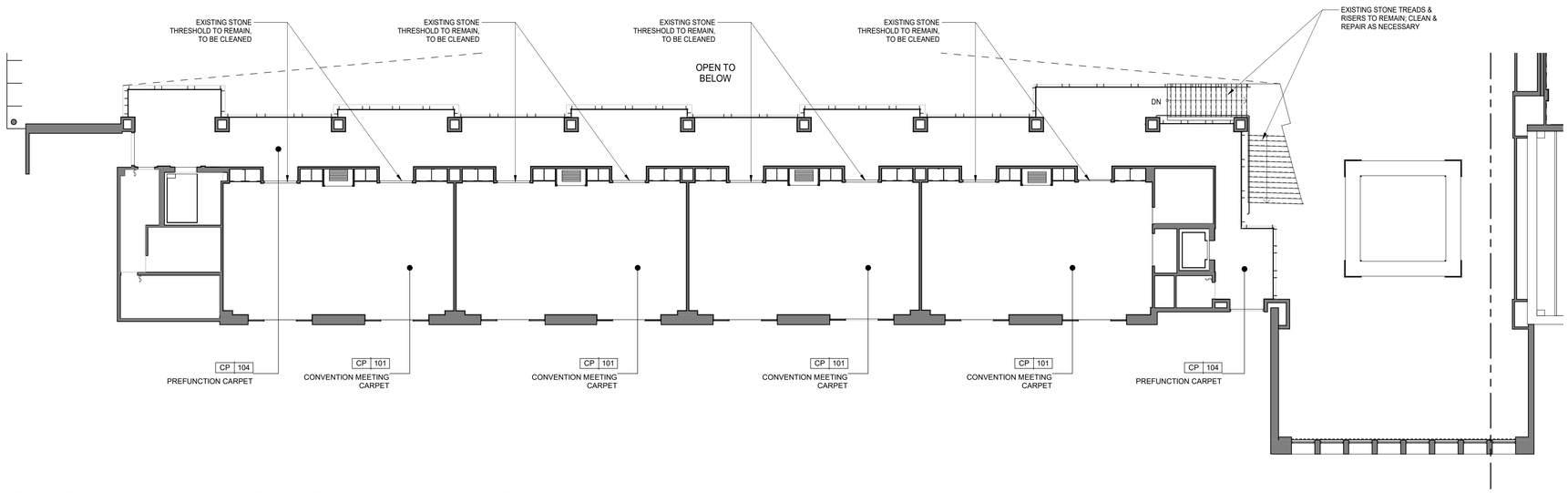

1 GRAND ATLANTIC WING MEZANINE MEETING ROOMS FLOOR FINISH PLAN

3/32" = 1'-0"

1/18/2022 11:55:52 AM
The original size of this drawing is 30"x42"

Copyright © 2011 WATG. All rights reserved.

90% CD SET - CONVENTION CENTER | GRAND ATLANTIC WING | JAN 14, 2022 |

Wimberly INTERIORS

a design studio of WATG

strategy planning architecture landscape interiors

new york | NY | 212 274 2626 watg.com

ROYAL BLUE HOSPITALITY, LLC

PO BOX 9832
SAN JUAN, PR 00908
PUERTO RICO

client | consultant

stamp | approval

key plan

no.	date	issue

issues | revisions

EL CONQUISTADOR RESORT

1000 EL CONQUISTADOR AVENUE
FAJARDO, PR 00738-3711
PUERTO RICO

BUILDING #1 MAIN BUILDING (MB) - CONVENTION CENTER MEZANINE MEETING AREAS FLOOR FINISH PLAN

sheet title

project no. 195056 date 09/07/21

checked by: Checker
drawn by: Author

B1

component

I-262

sheet no.

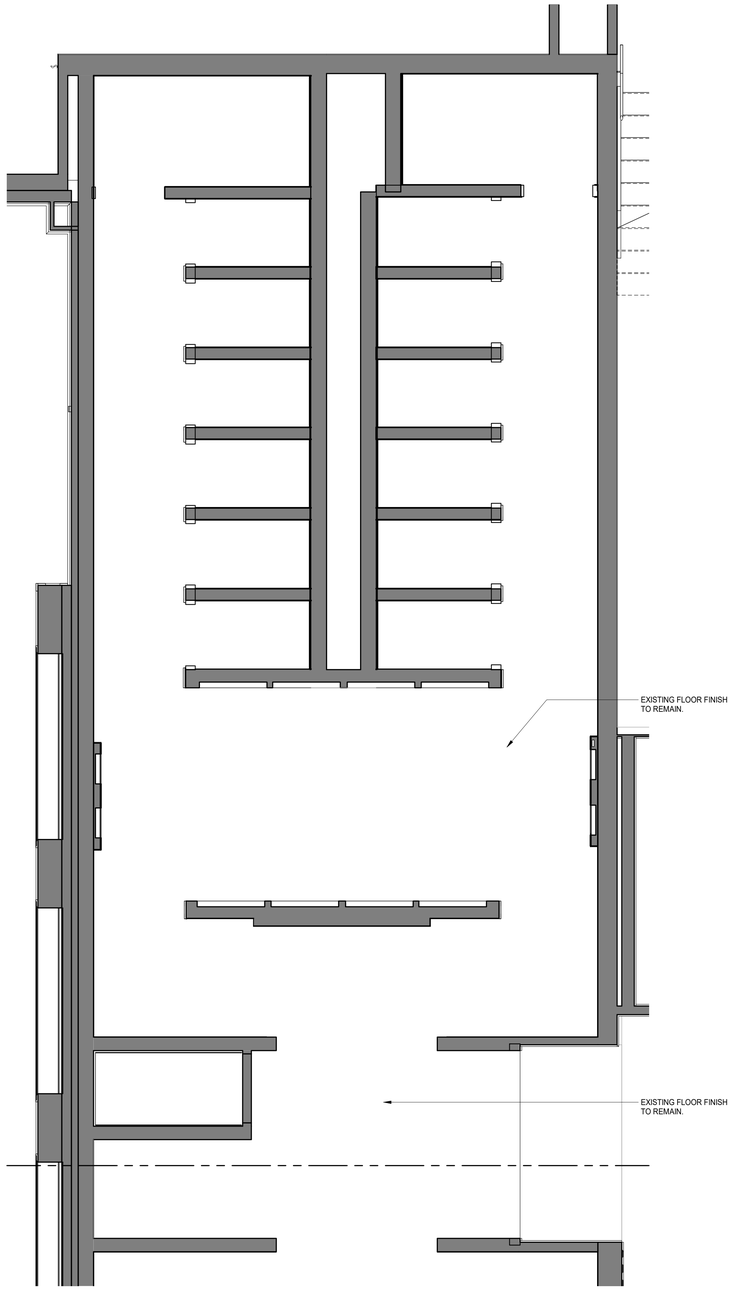

1 **CONVENTION CENTER WOMEN'S RESTROOM FLOOR FINISH PLAN**
3/8" = 1'-0"

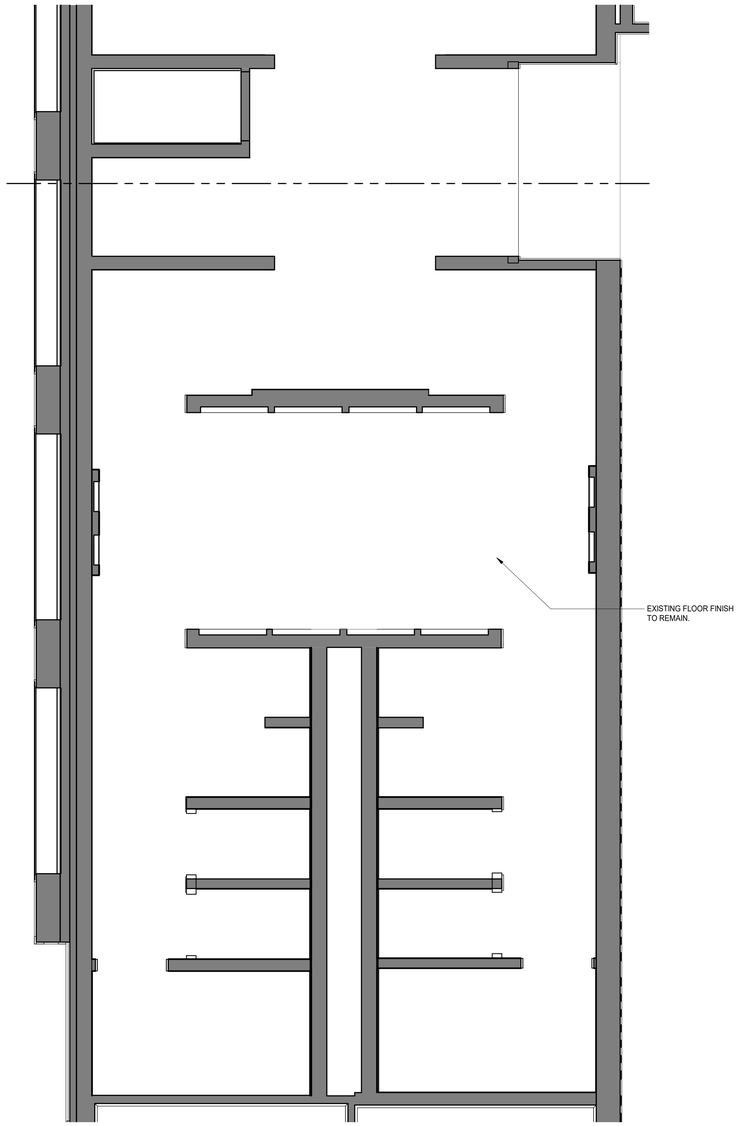

2 **CONVENTION CENTER MEN'S RESTROOM FLOOR FINISH PLAN**
3/8" = 1'-0"

1/18/2022 11:55:56 AM
The original size of this drawing is 30"x42"
Copyright © 2011 WATG. All rights reserved.

Wimberly
INTERIORS
a design studio of WATG
strategy planning architecture landscape interiors
new york | NY | 212 274 2626 watg.com

ROYAL BLUE HOSPITALITY, LLC

PO BOX 9832
SAN JUAN, PR 00908
PUERTO RICO

client | consultant

stamp | approval

90% CD SET - CONVENTION CENTER | GRAND ATLANTIC WING | JAN 14, 2022 |

key plan

no.	date	issue

issues | revisions

EL CONQUISTADOR RESORT

1000 EL CONQUISTADOR AVENUE
FAJARDO, PR 00738-3711
PUERTO RICO

BUILDING #1 MAIN BUILDING (MB) - CONVENTION CENTER PUBLIC RESTROOMS FLOOR FINISH PLAN

sheet title

project no. 195056 date 09/29/21

checked by: Checker
drawn by: Author

B1
component

I-269
sheet no.

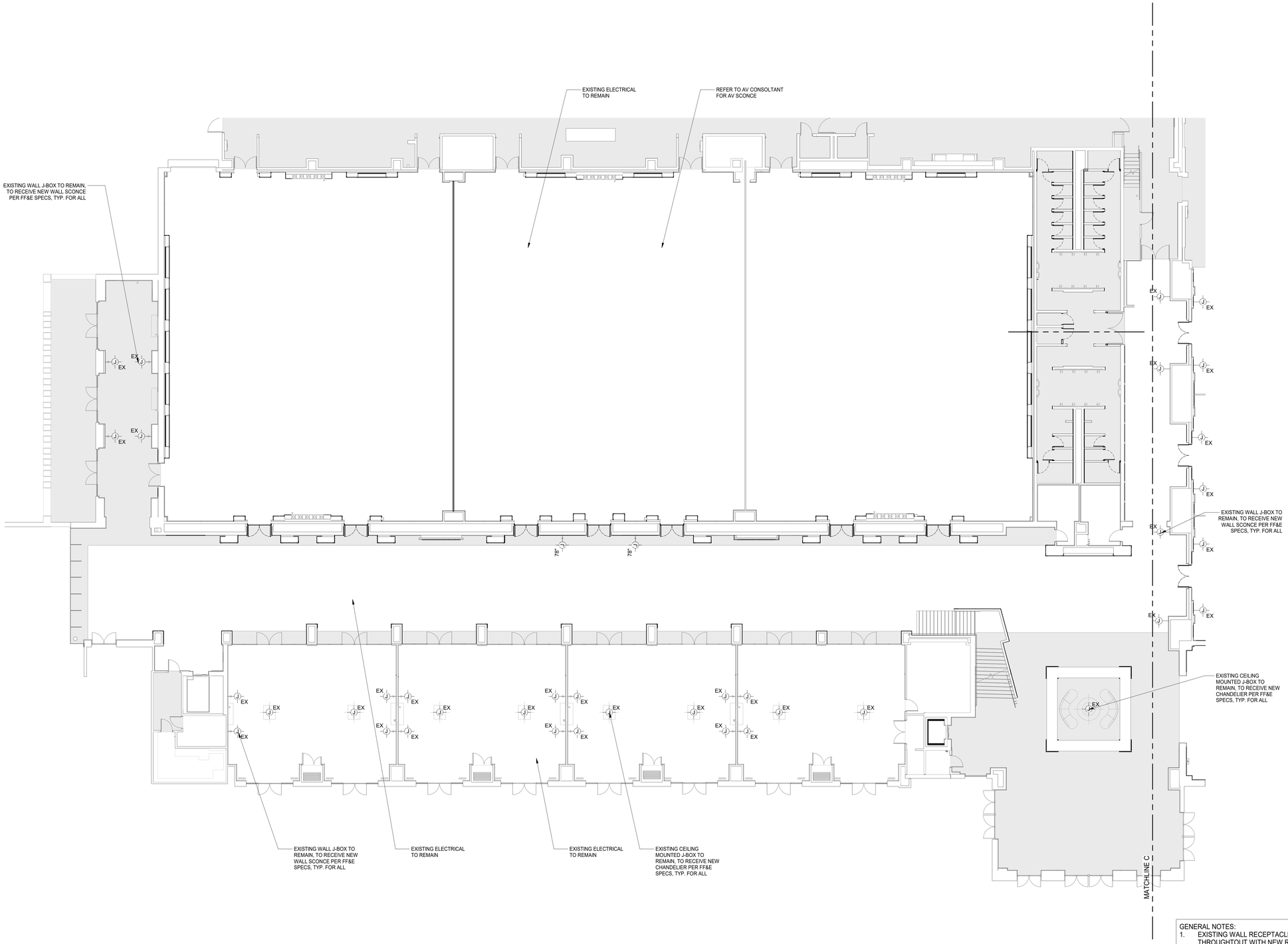

1 GRAND ATLANTIC WING ELECTRICAL PLAN

3/32" = 1'-0"

GENERAL NOTES:

1. EXISTING WALL RECEPTACLE OUTLETS TO REPLACED THROUGHTOUT WITH NEW RECAPTACLES AND COVER PLATES IN WHITE COLOR
2. EXISTING FLOOR OUTLETS TO BE REPLACED THROUGHOUT WITH NEW COVER PLATES IN SATIN STAINLESS STEEL
3. ALL EXISTING WALL J-BOXES TO BE MOVED HIGH IN ELEVATION IN ORDER TO PROVIDE ADA CLERANCE AS PER CODE. G.C. TO COORDINATE WITH WALL SCONCE FF&E SPEC, SIZE & LOCATION OF J-BOX

90% CD SET - CONVENTION CENTER | GRAND ATLANTIC WING | JAN 14, 2022 |

Wimberly INTERIORS
a design studio of WATG
strategy planning architecture landscape interiors
new york | NY | 212 274 2626 watg.com

client | consultant

ROYAL BLUE HOSPITALITY, LLC

PO BOX 9832
SAN JUAN, PR 00908
PUERTO RICO

stamp | approval

key plan

no.	date	issue

issues | revisions

EL CONQUISTADOR RESORT

1000 EL CONQUISTADOR AVENUE
FAJARDO, PR 00738-3711
PUERTO RICO

BUILDING #1 MAIN BUILDING (MB) - CONVENTION CENTER GRAND ATLANTIC WING ELECTRICAL PLAN

sheet title

project no. 195056 date 09/14/21

checked by: Checker
drawn by: Author

B1
component

I-361
sheet no.

1/18/2022 11:56:02 AM
The original size of this drawing is 30"x42"

Copyright © 2011 WATG. All rights reserved.

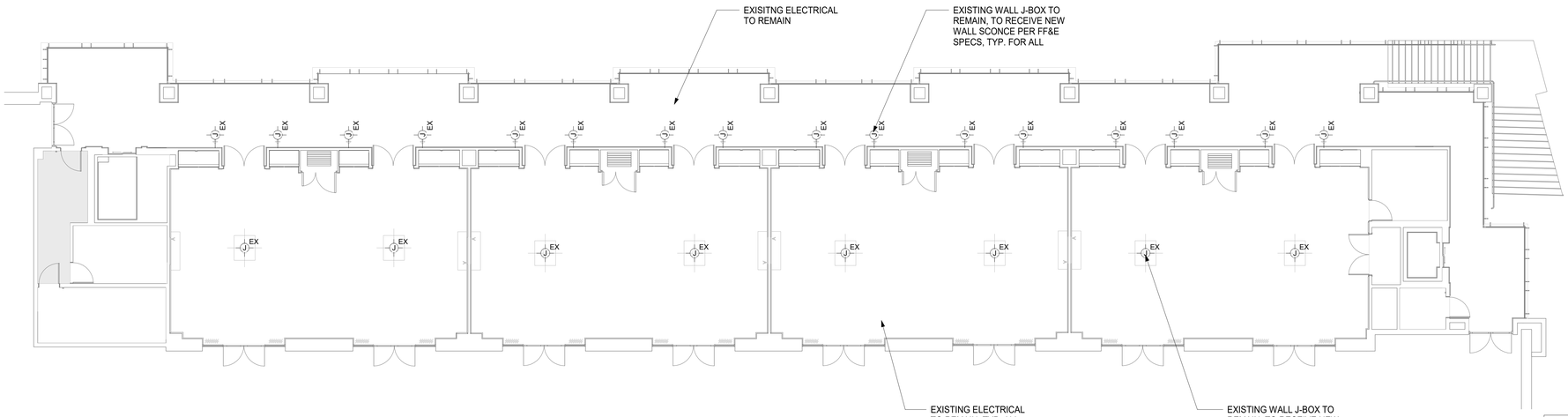

1 CONVENTION CENTER MEZZANINE MEETING AREAS ELECTRICAL PLAN

1/8" = 1'-0"

GENERAL NOTES:

1. EXISTING WALL RECEPTACLE OUTLETS TO REPLACED THROUGHTOUT WITH NEW RECAPTACLES AND COVER PLATES IN WHITE COLOR
2. EXISTING FLOOR OUTLETS TO BE REPLACED THROUGHOUT WITH NEW COVER PLATES IN SATIN STAINLESS STEEL
3. ALL EXISTING WALL J-BOXES TO BE MOVED HIGH IN ELEVATION IN ORDER TO PROVIDE ADA CLERANCE AS PER CODE. G.C. TO COORDINATE WITH WALL SCONCE FF&E SPEC, SIZE & LOCATION OF J-BOX

90% CD SET - CONVENTION CENTER | GRAND ATLANTIC WING | JAN 14, 2022 |

Wimberly INTERIORS
a design studio of WATG
strategy planning architecture landscape interiors
new york | NY | 212 274 2626 watg.com

ROYAL BLUE HOSPITALITY, LLC

PO BOX 9832
SAN JUAN, PR 00908
PUERTO RICO

client | consultant

stamp | approval

key plan

no. date issue
issues | revisions

EL CONQUISTADOR RESORT

1000 EL CONQUISTADOR AVENUE
FAJARDO, PR 00738-3711
PUERTO RICO

BUILDING #1 MAIN BUILDING (MB) - CONVENTION CENTER MEZZANINE MEETING AREAS ELECTRICAL PLANS

sheet title

project no. 195056 date 09/14/21

checked by: Checker
drawn by: Author

B1
component

I-362
sheet no.

1/18/2022 11:56:05 AM
The original size of this drawing is 30"x42" Copyright © 2011 WATG. All rights reserved.

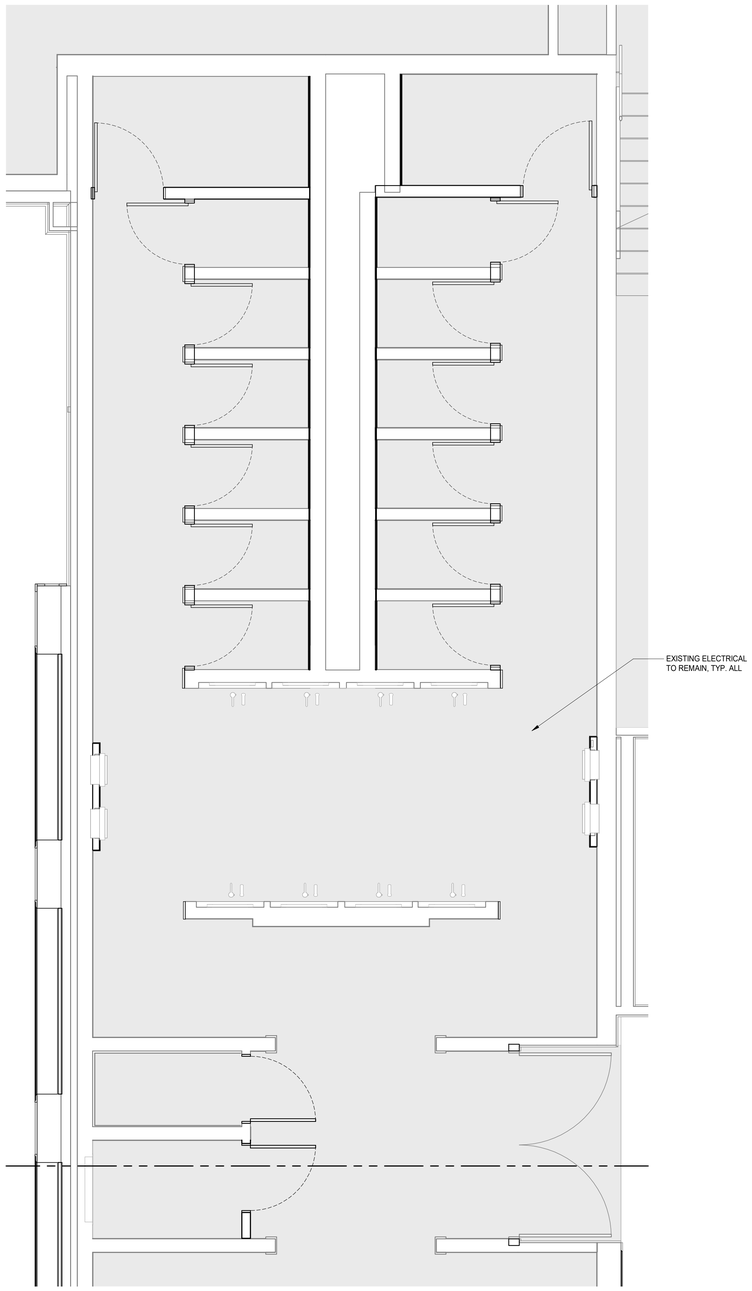

1 CONVENTION CENTER WOMEN'S RESTROOM ELECTRICAL PLAN
3/8" = 1'-0"

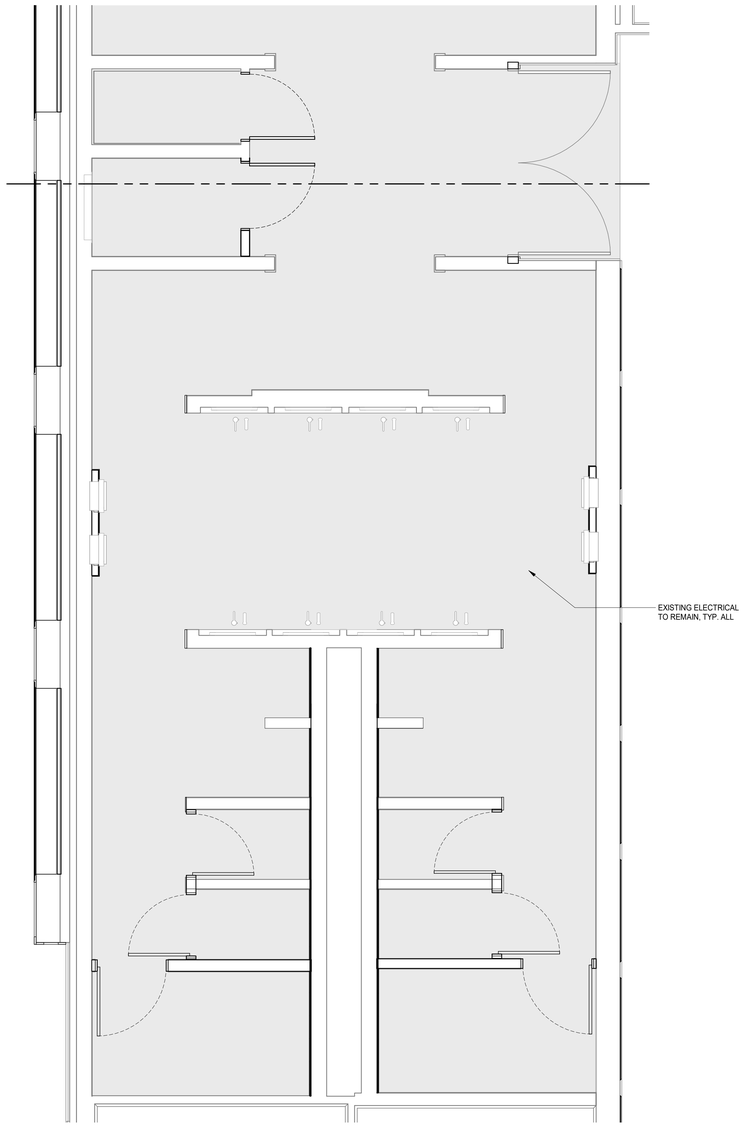

2 CONVENTION CENTER MEN'S RESTROOM ELECTRICAL PLAN
3/8" = 1'-0"

GENERAL NOTES:
1. EXISTING WALL RECEPTACLE OUTLETS TO REPLACED THROUGHTOUT WITH NEW RECAPTACLES AND COVER PLATES IN WHITE COLOR
2. EXISTING FLOOR OUTLETS TO BE REPLACED THROUGHOUT WITH NEW COVER PLATES IN SATIN STAINLESS STEEL
3. ALL EXISTING WALL J-BOXES TO BE MOVED HIGH IN ELEVATION IN ORDER TO PROVIDE ADA CLERANCE AS PER CODE. G.C. TO COORDINATE WITH WALL SCONCE FF&E SPEC, SIZE & LOCATION OF J-BOX

1/18/2022 11:56:10 AM
The original size of this drawing is 30"x42"
Copyright © 2011 WATG. All rights reserved.

Wimberly INTERIORS
a design studio of WATG
strategy planning architecture landscape interiors
new york | NY | 212 274 2626 watg.com

ROYAL BLUE HOSPITALITY, LLC
PO BOX 9832
SAN JUAN, PR 00908
PUERTO RICO

client | consultant

stamp | approval

90% CD SET - CONVENTION CENTER | GRAND ATLANTIC WING | JAN 14, 2022 |

key plan

no.	date	issue

issues | revisions

EL CONQUISTADOR RESORT
1000 EL CONQUISTADOR AVENUE
FAJARDO, PR 00738-3711
PUERTO RICO

BUILDING #1 MAIN BUILDING (MB) - CONVENTION CENTER PUBLIC RESTROOMS ELECTRICAL PLAN
sheet title

project no. 195056 date 09/29/21

checked by: Checker
drawn by: Author

B1
component

I-369
sheet no.

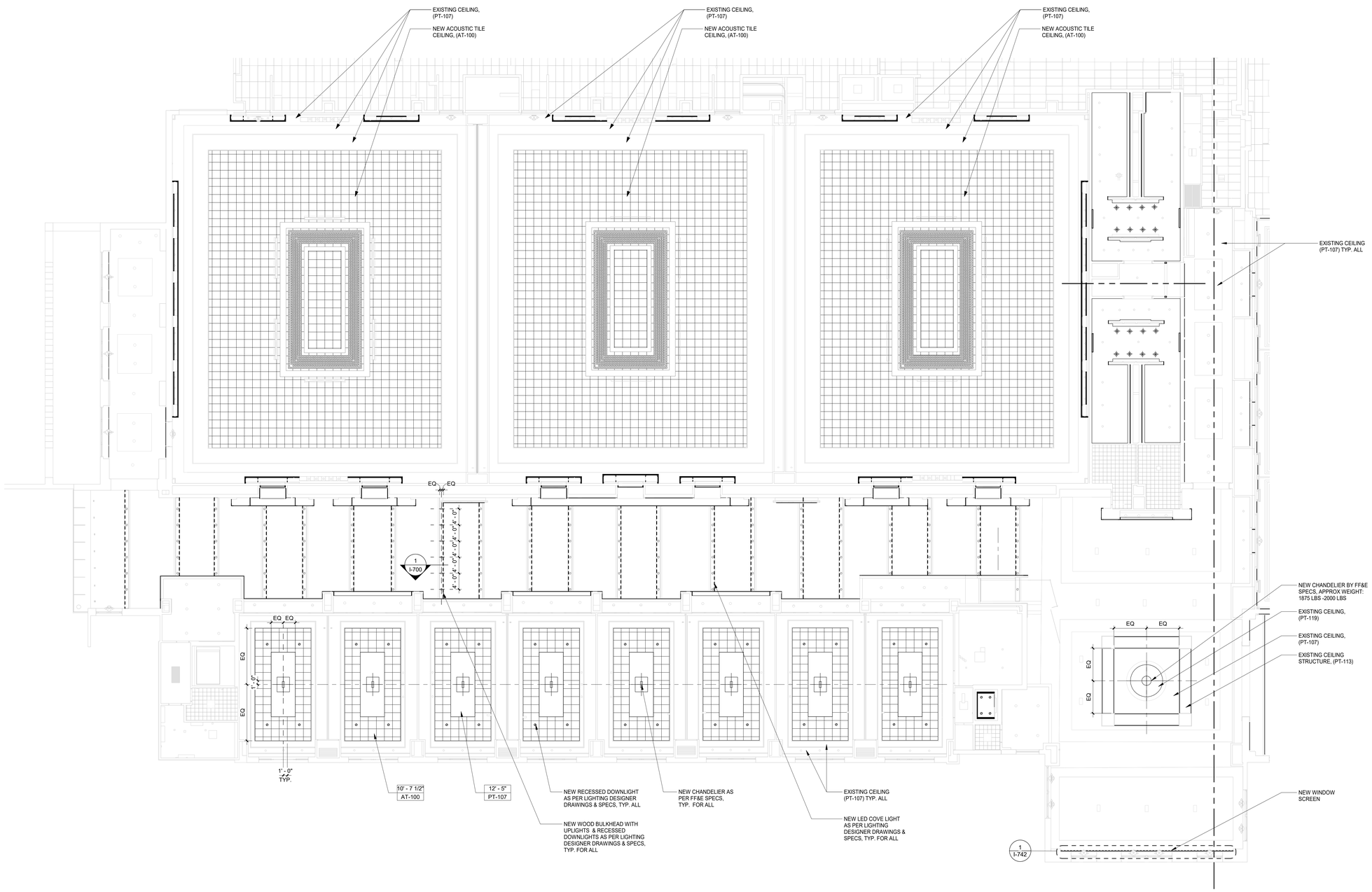

1 GRAND ATLANTIC WING REFLECTED CEILING PLAN

3/32" = 1'-0"

1/18/2022 11:56:59 AM
The original size of this drawing is 30"x42"

Copyright © 2011 WATG. All rights reserved.

Wimberly INTERIORS
a design studio of WATG
strategy planning architecture landscape interiors
new york | NY | 212 274 2626 watg.com

ROYAL BLUE HOSPITALITY, LLC

PO BOX 9832
SAN JUAN, PR 00908
PUERTO RICO

client | consultant

stamp | approval

90% CD SET - CONVENTION CENTER | GRAND ATLANTIC WING | JAN 14, 2022 |

key plan

no.	date	issue

issues | revisions

EL CONQUISTADOR RESORT

1000 EL CONQUISTADOR AVENUE
FAJARDO, PR 00738-3711
PUERTO RICO

BUILDING #1 MAIN BUILDING (MB) - CONVENTION CENTER GRAND ATLANTIC WING REFLECTED CEILING PLAN

sheet title

project no. 195056 date 09/14/21

checked by: Checker
drawn by: Author

B1
component

I-461
sheet no.

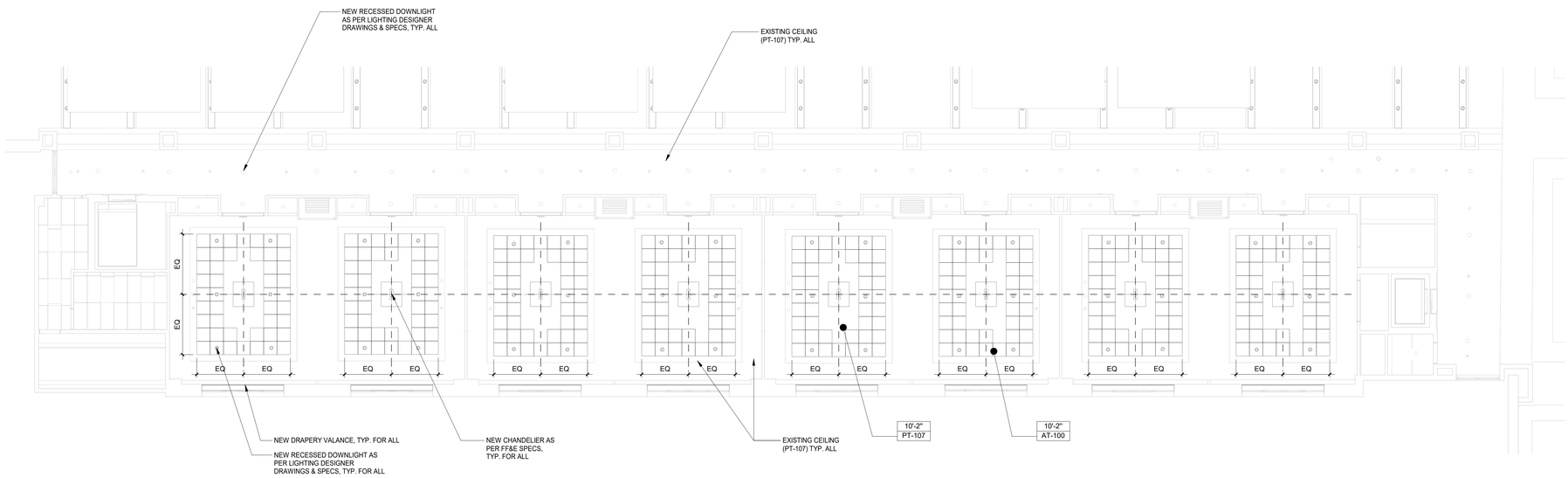

1 MEZZANINE MEETING AREAS REFL. CLG. PLAN

1/8" = 1'-0"

1/18/2022 11:57:03 AM
The original size of this drawing is 30"x42"
Copyright © 2011 WATG. All rights reserved.

Wimberly INTERIORS

a design studio of WATG

strategy planning architecture landscape interiors

new york | NY | 212 274 2626 watg.com

ROYAL BLUE HOSPITALITY, LLC

PO BOX 9832
SAN JUAN, PR 00908
PUERTO RICO

client | consultant

stamp | approval

90% CD SET - CONVENTION CENTER | GRAND ATLANTIC WING | JAN 14, 2022 |

key plan

no. date issue

issues | revisions

EL CONQUISTADOR RESORT

1000 EL CONQUISTADOR AVENUE
FAJARDO, PR 00738-3711
PUERTO RICO

BUILDING #1 MAIN BUILDING (MB) - CONVENTION CENTER MEZZANINE MEETING AREAS REFLECTED CEILILNG PLAN

sheet title

project no. 195056 date 09/14/21

checked by: Checker
drawn by: Author

B1

component

I-462

sheet no.

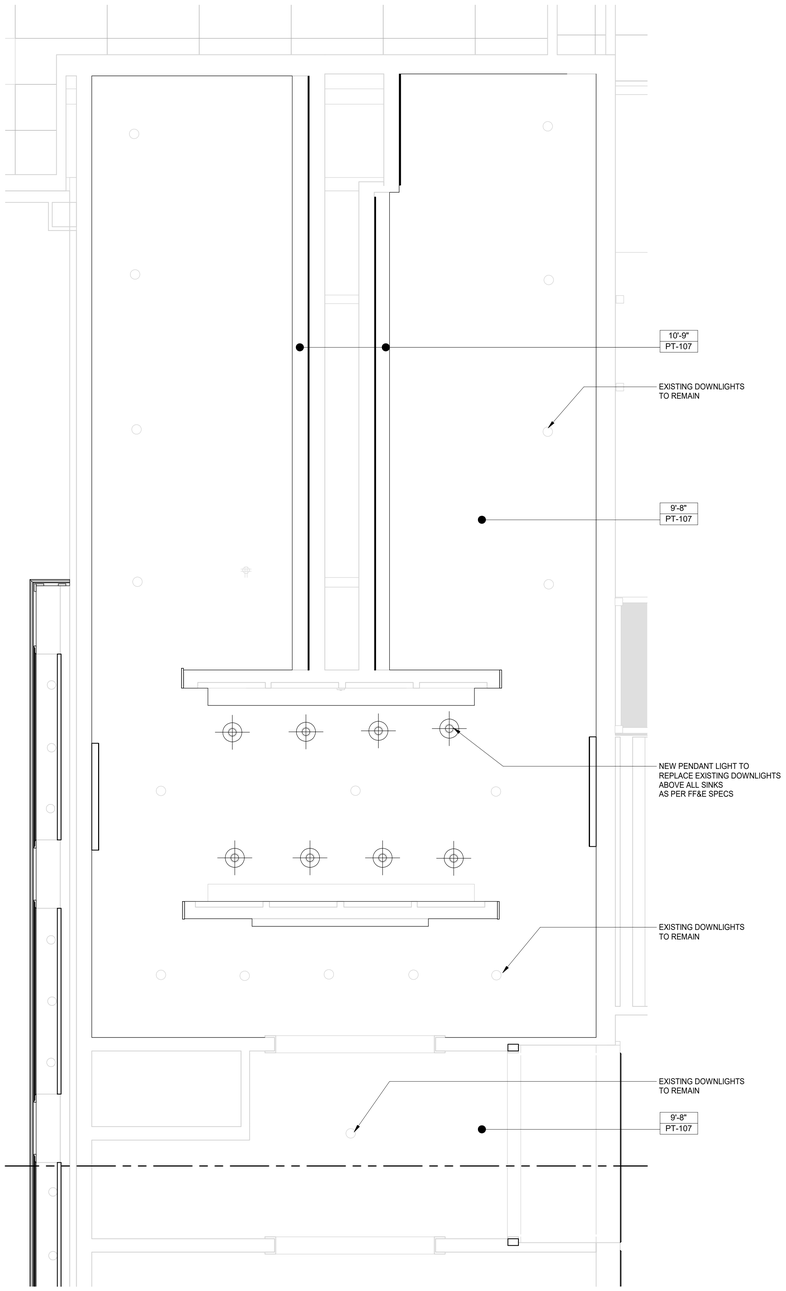

1 **CONVENTION CENTER WOMEN'S RESTROOM REF. CLG. PLAN**
3/8" = 1'-0"

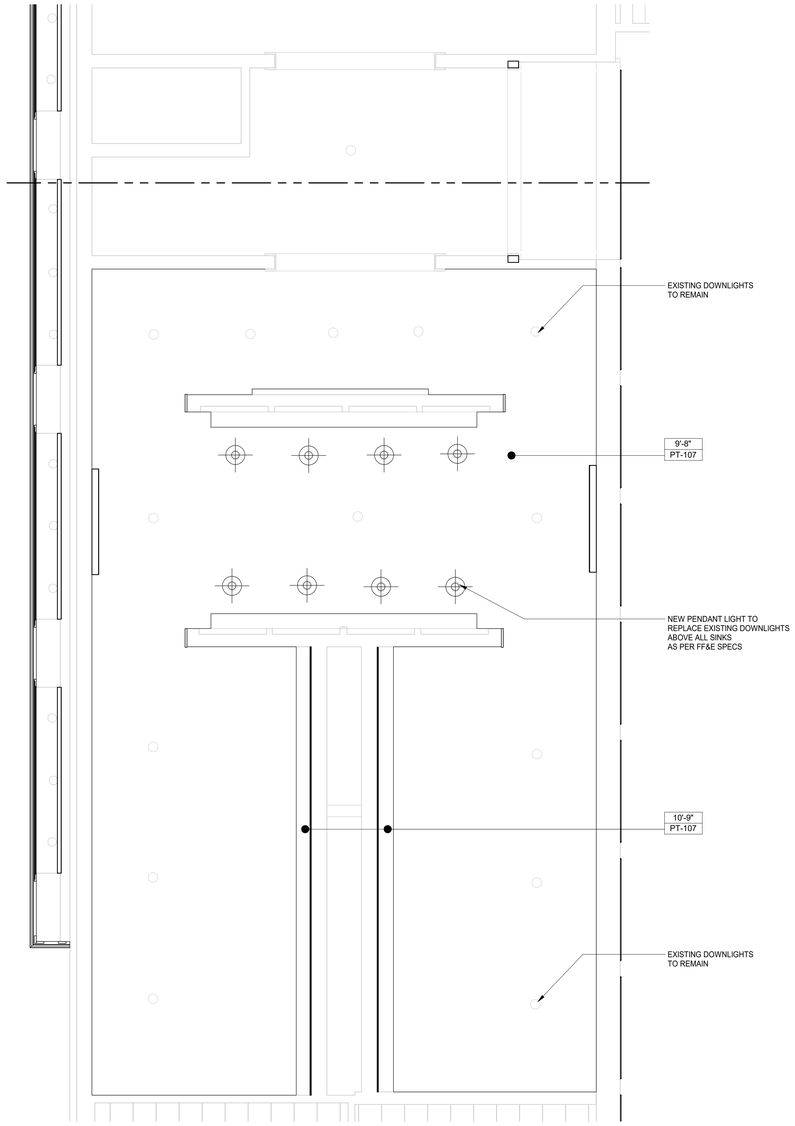

2 **CONVENTION CENTER MEN'S RESTROOM REF. CLG. PLAN**
3/8" = 1'-0"

1/18/2022 11:57:07 AM
The original size of this drawing is 30"x42"
Copyright © 2011 WATG. All rights reserved.

Wimberly
INTERIORS
a design studio of WATG
strategy planning architecture landscape interiors
new york | NY | 212 274 2626 watg.com

ROYAL BLUE HOSPITALITY, LLC

PO BOX 9832
SAN JUAN, PR 00908
PUERTO RICO

client | consultant

stamp | approval

90% CD SET - CONVENTION CENTER | GRAND ATLANTIC WING | JAN 14, 2022 |

key plan

no. date issue
issues | revisions

EL CONQUISTADOR RESORT

1000 EL CONQUISTADOR AVENUE
FAJARDO, PR 00738-3711
PUERTO RICO

BUILDING #1 MAIN BUILDING (MB) - CONVENTION CENTER PUBLIC RESTROOMS REFLECTED CEILING PLAN
sheet title

project no. 195056 date 09/29/21

checked by: Checker
drawn by: Author

B1
component

I-469
sheet no.

CHANDELIER WEIGHTS (APROX.):

FF&E ITEM	WEIGHT (LBS.)
CC-500	2,000

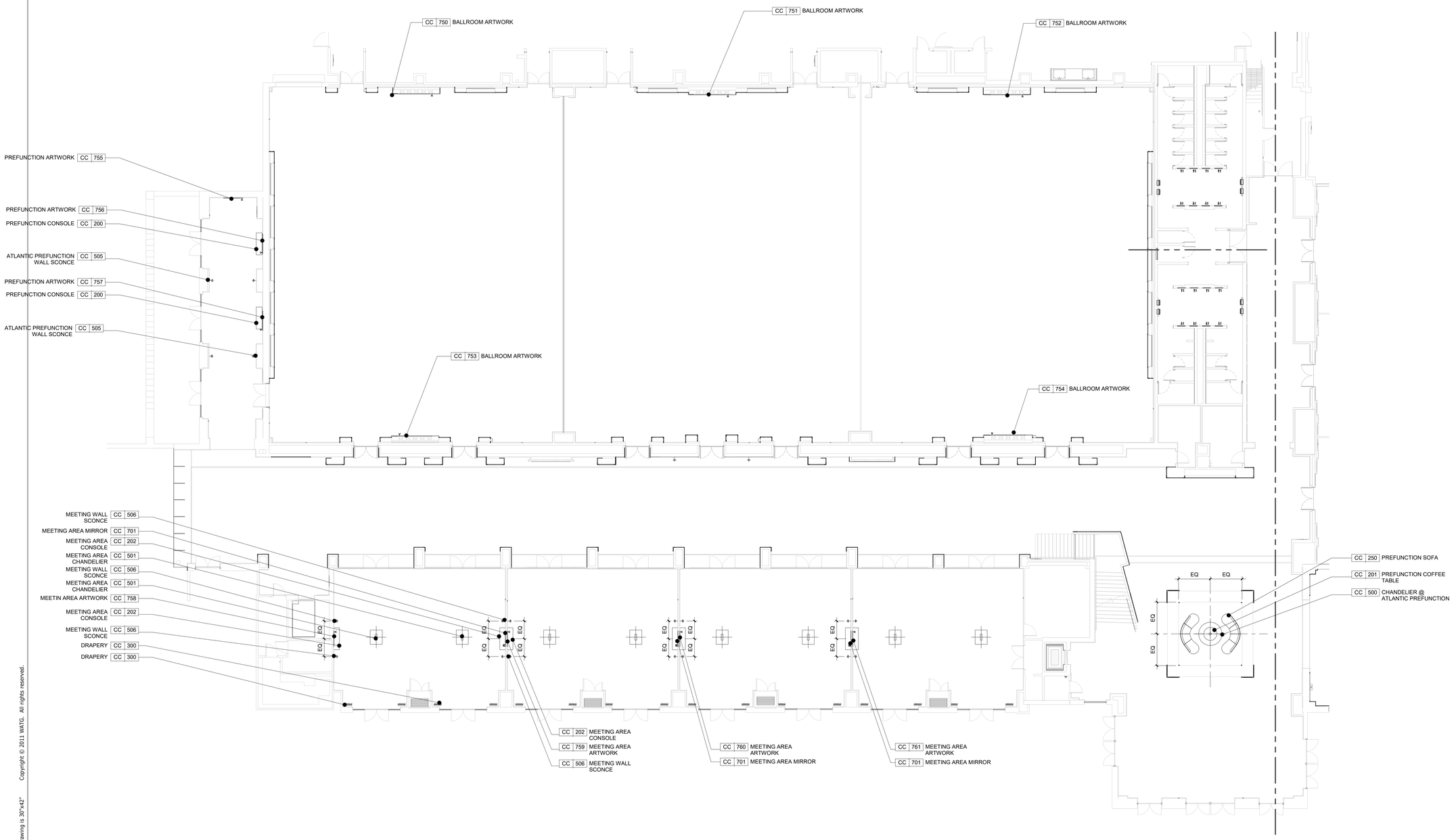

1 GRAND ATLANTIC WING FF&E PLAN

3/32" = 1'-0"

Copyright © 2011 WATG. All rights reserved.

1/18/2022 11:57:12 AM
The original size of this drawing is 30"x42"

Wimberly INTERIORS

a design studio of WATG

strategy planning architecture landscape interiors

new york | NY | 212 274 2626 watg.com

ROYAL BLUE HOSPITALITY, LLC

PO BOX 9832
SAN JUAN, PR 00908
PUERTO RICO

client | consultant

stamp | approval

90% CD SET - CONVENTION CENTER | GRAND ATLANTIC WING | JAN 14, 2022 |

key plan

no. date issue

issues | revisions

EL CONQUISTADOR RESORT

1000 EL CONQUISTADOR AVENUE
FAJARDO, PR 00738-3711
PUERTO RICO

BUILDING #1 MAIN BUILDING (MB) - CONVENTION CENTER GRAND ATLANTIC WING FF&E PLAN

sheet title

project no. 195056 date 09/15/21

checked by: Checker
drawn by: Author

B1

component

I-561

sheet no.

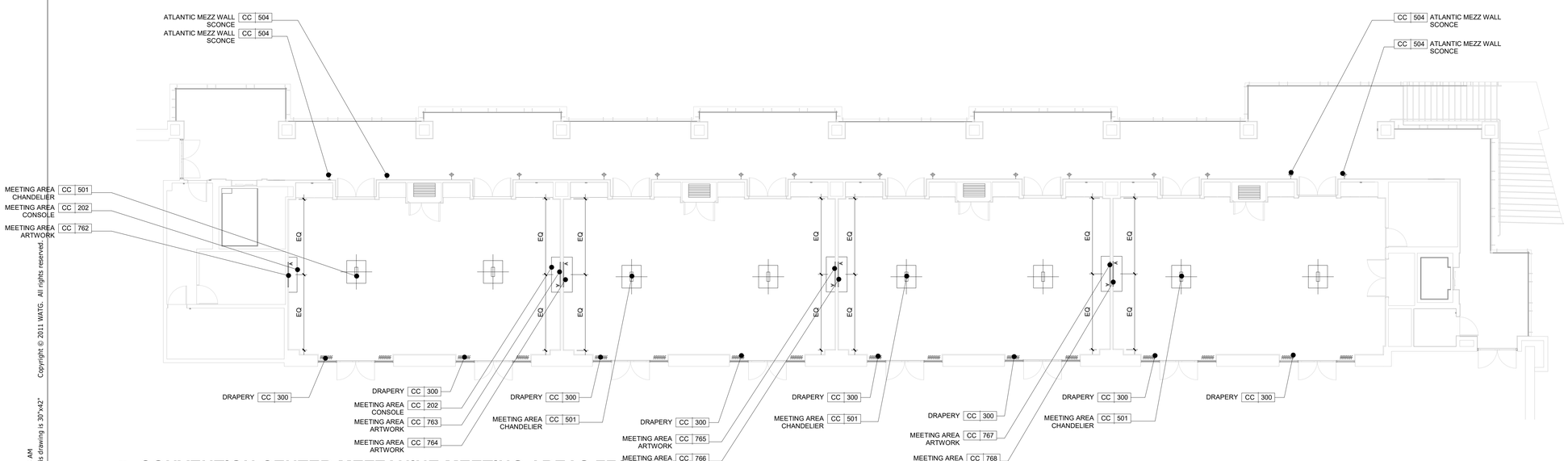

1 CONVENTION CENTER MEZZANINE MEETING AREAS FF&E PLAN

1/8" = 1'-0"

Copyright © 2011 WATG. All rights reserved.

1/18/2022 11:57:15 AM
The original size of this drawing is 30"x42"

Wimberly INTERIORS

a design studio of WATG

strategy planning architecture landscape interiors

new york | NY | 212 274 2626 watg.com

ROYAL BLUE HOSPITALITY, LLC

PO BOX 9832
SAN JUAN, PR 00908
PUERTO RICO

client | consultant

stamp | approval

90% CD SET - CONVENTION CENTER | GRAND ATLANTIC WING | JAN 14, 2022 |

key plan

no.	date	issue

issues | revisions

EL CONQUISTADOR RESORT

1000 EL CONQUISTADOR AVENUE
FAJARDO, PR 00738-3711
PUERTO RICO

BUILDING #1 MAIN BUILDING (MB) - CONVENTION CENTER MEZZANINE MEETING AREA FF&E PLAN

sheet title

project no. 195056 date 09/15/21

checked by: Checker
drawn by: Author

B1

component

I-562

sheet no.

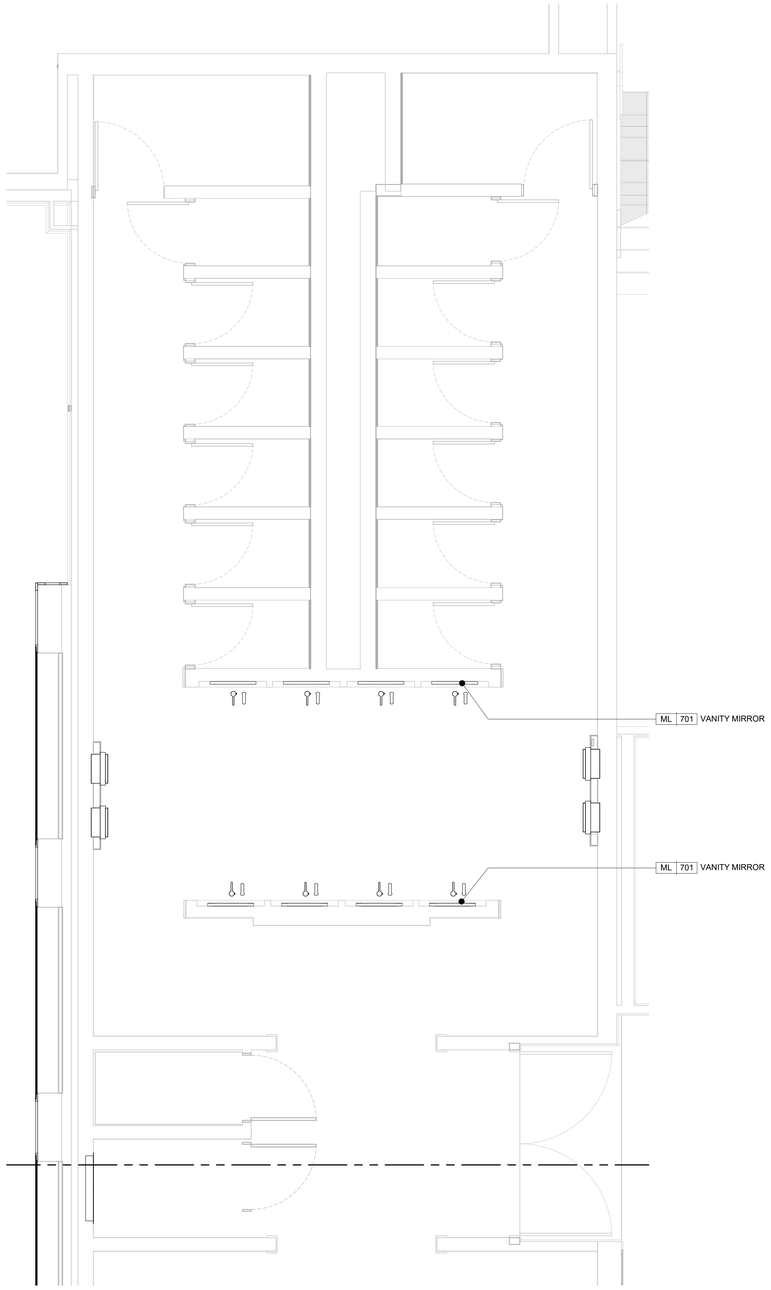

1 **CONVENTION CENTER WOMEN'S RESTROOM FF&E PLAN**
3/8" = 1'-0"

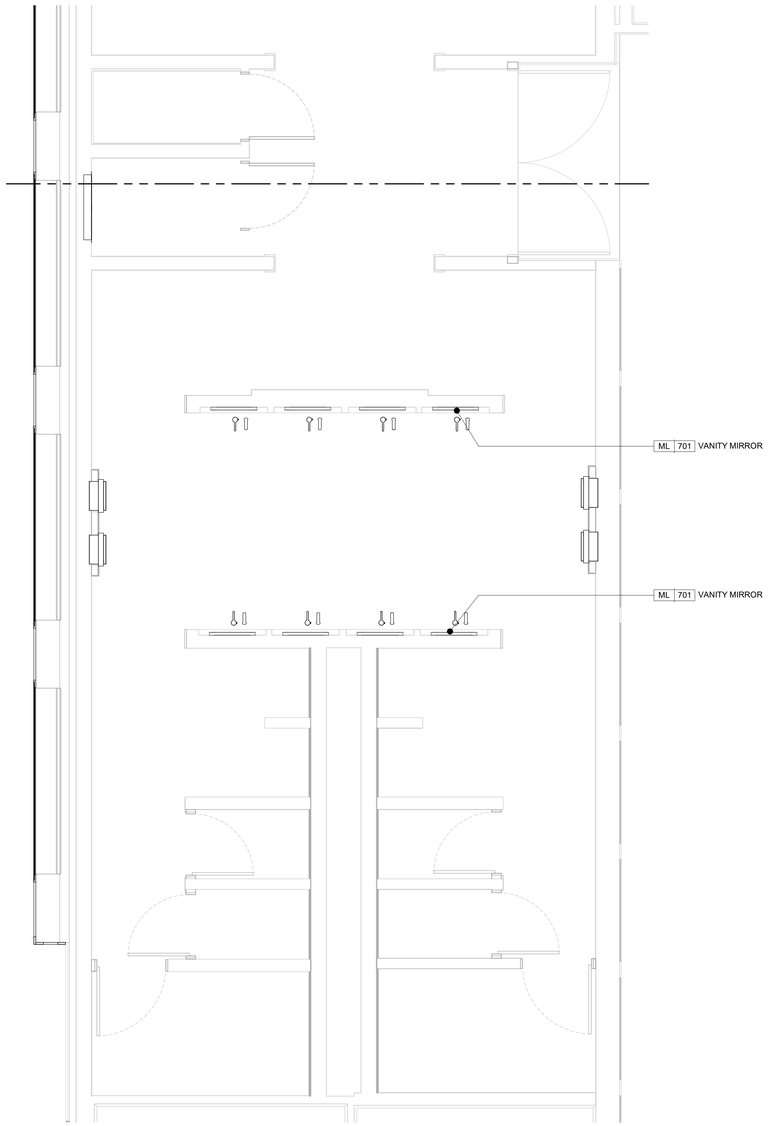

2 **CONVENTION CENTER MEN'S RESTROOM FF&E PLAN**
3/8" = 1'-0"

1/18/2022 11:57:20 AM
The original size of this drawing is 30"x42"
Copyright © 2011 WATG. All rights reserved.

Wimberly INTERIORS
a design studio of WATG
strategy planning architecture landscape interiors
new york | NY | 212 274 2626 watg.com

ROYAL BLUE HOSPITALITY, LLC

PO BOX 9832
SAN JUAN, PR 00908
PUERTO RICO

client | consultant

stamp | approval

90% CD SET - CONVENTION CENTER | GRAND ATLANTIC WING | JAN 14, 2022 |

key plan

no. date issue
issues | revisions

EL CONQUISTADOR RESORT

1000 EL CONQUISTADOR AVENUE
FAJARDO, PR 00738-3711
PUERTO RICO

BUILDING #1 MAIN BUILDING (MB) - CONVENTION CENTER PUBLIC RESTROOMS FF&E PLAN
sheet title

project no. 195056 date 09/29/21

checked by: Checker
drawn by: Author

B1
component

I-569
sheet no.

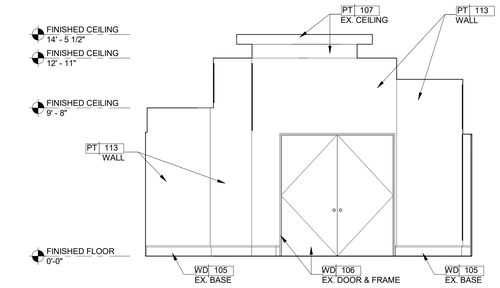

1 GRAND ATLANTIC PREFUNCTION ELEVATION
1/4" = 1'-0"

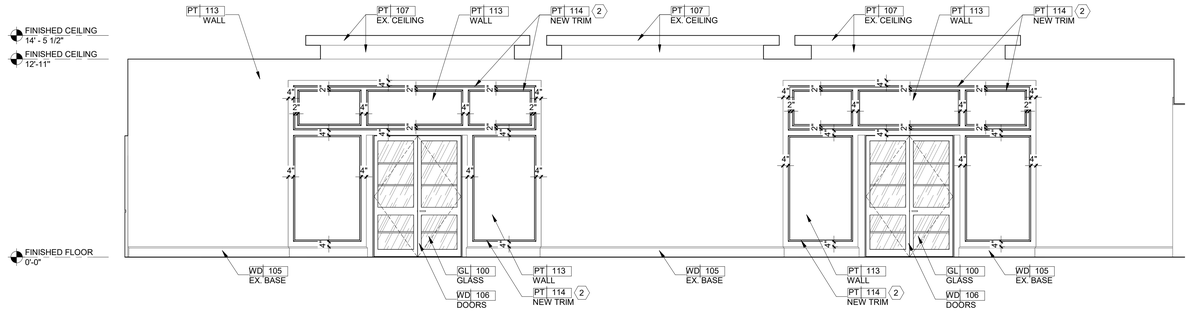

2 GRAND ATLANTIC PREFUNCTION ELEVATION
1/4" = 1'-0"

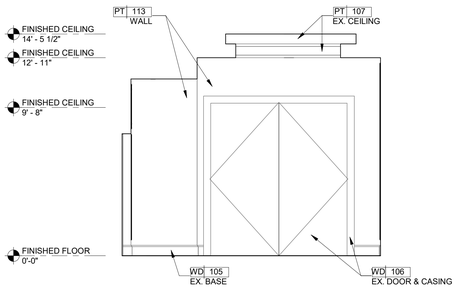

3 GRAND ATLANTIC PREFUNCTION ELEVATION
1/4" = 1'-0"

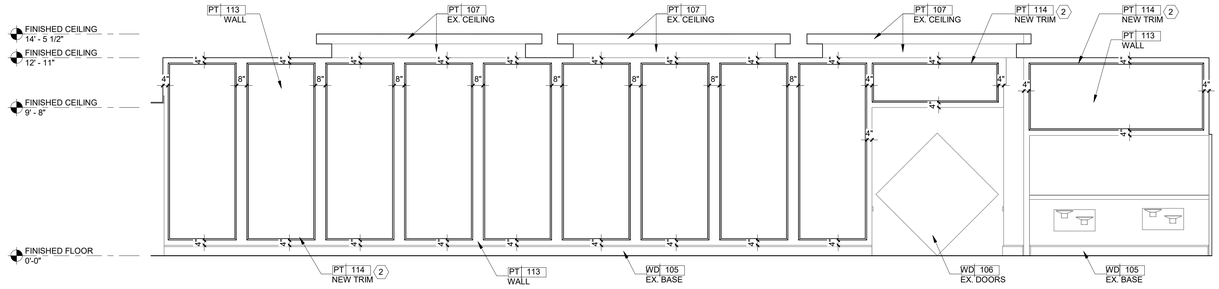

4 GRAND ATLANTIC PREFUNCTION ELEVATION
1/4" = 1'-0"

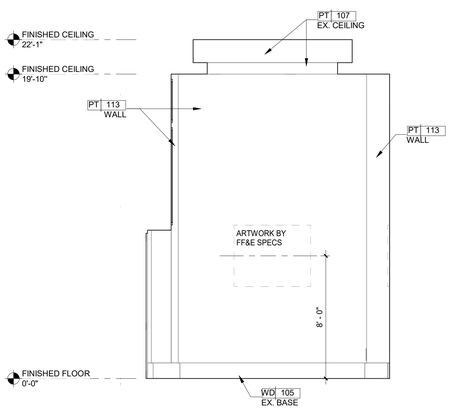

5 GRAND ATLANTIC PREFUNCTION ELEVATION
1/4" = 1'-0"

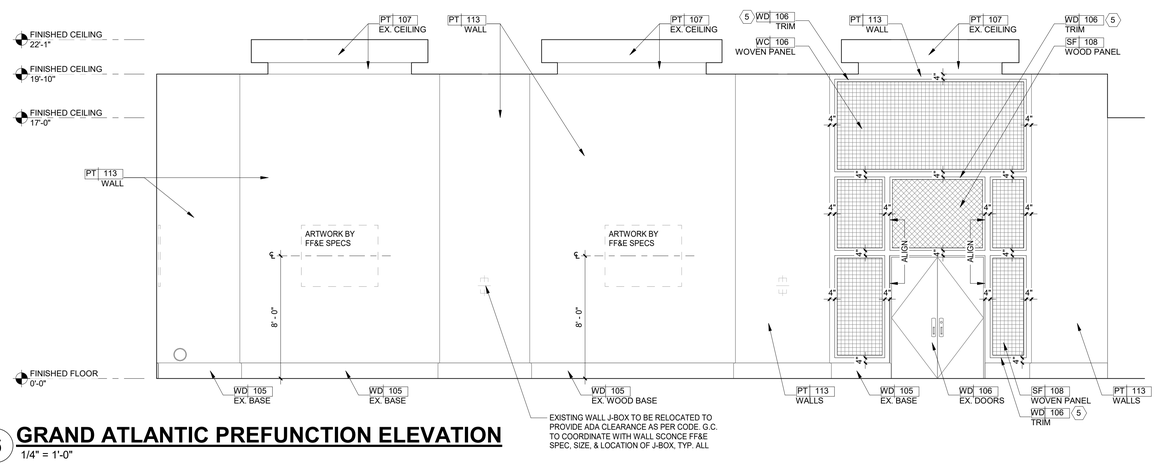

6 GRAND ATLANTIC PREFUNCTION ELEVATION
1/4" = 1'-0"

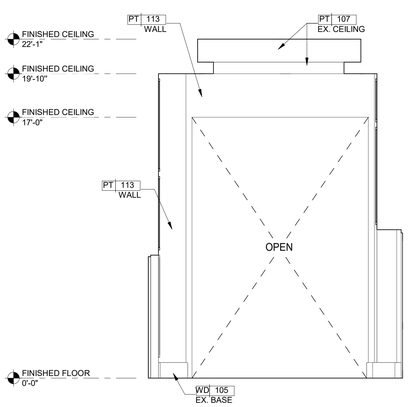

7 GRAND ATLANTIC PREFUNCTION ELEVATION
1/4" = 1'-0"

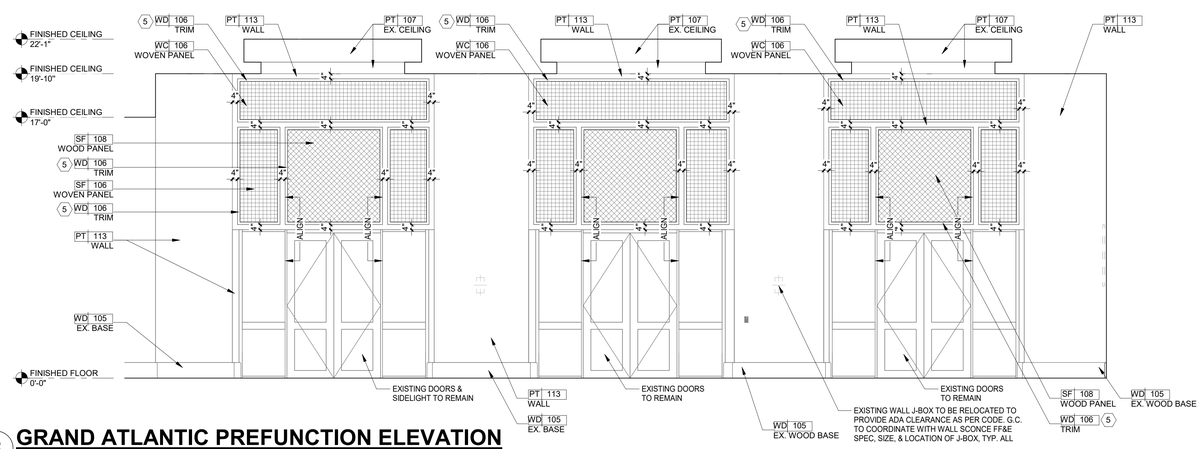

8 GRAND ATLANTIC PREFUNCTION ELEVATION
1/4" = 1'-0"

1/18/2022 11:57:35 AM
The original size of this drawing is 30"x42"
Copyright © 2011 WATG. All rights reserved.

Wimberly INTERIORS
a design studio of WATG
strategy planning architecture landscape interiors
new york | NY | 212 274 2626 watg.com

ROYAL BLUE HOSPITALITY, LLC
PO BOX 9832
SAN JUAN, PR 00908
PUERTO RICO

client | consultant

stamp | approval

90% CD SET - CONVENTION CENTER | GRAND ATLANTIC WING | JAN 14, 2022 |

key plan

no. date issue
issues | revisions

EL CONQUISTADOR RESORT
1000 EL CONQUISTADOR AVENUE
FAJARDO, PR 00738-3711
PUERTO RICO

project logo

BUILDING #1 MAIN BUILDING (MB) - GRAND ATLANTIC WING PREFUNCTION ELEVATIONS
sheet title

project no. 195056 date 09/22/21

checked by: Checker
drawn by: Author

B1
component

I-632
sheet no.

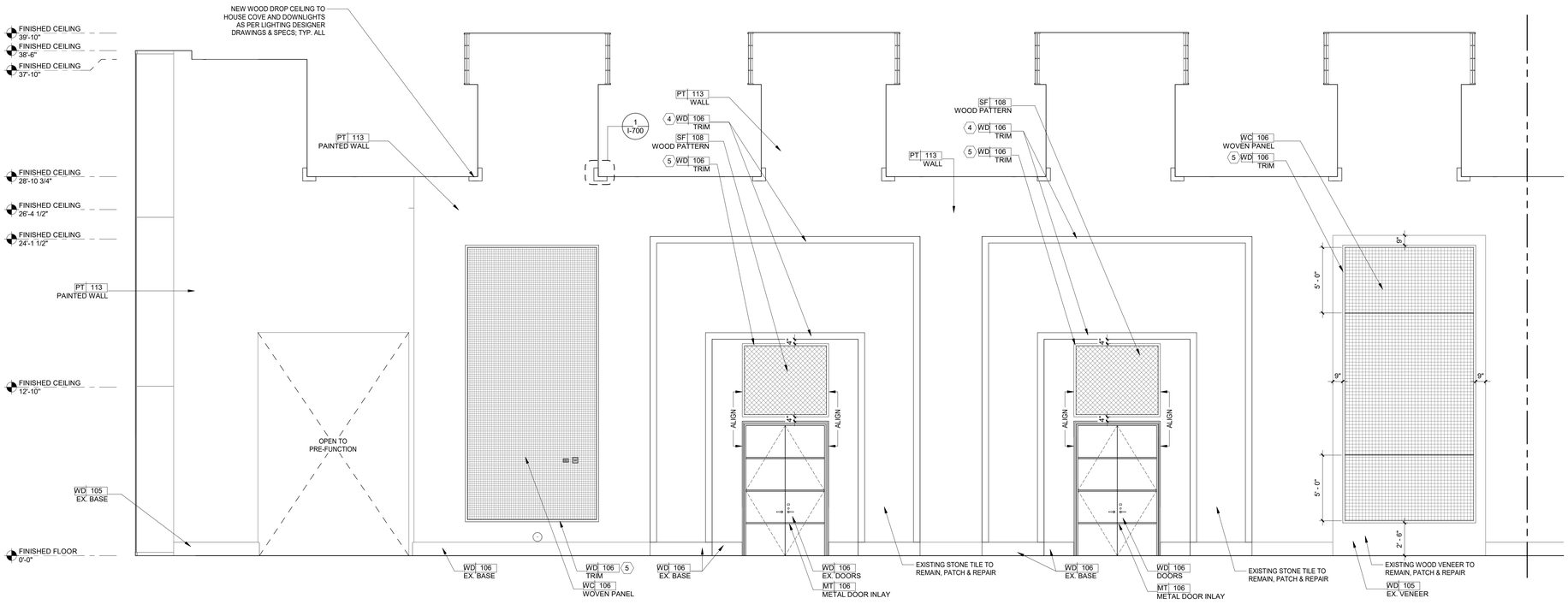

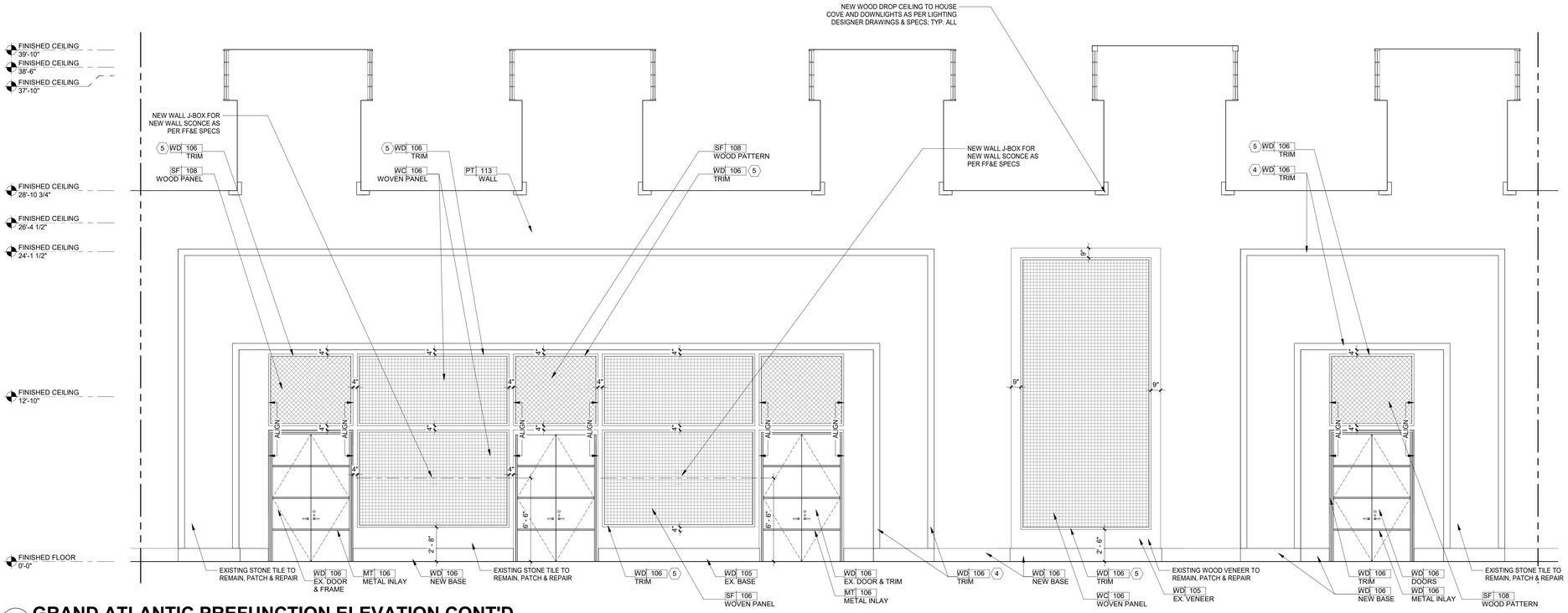

1 GRAND ATLANTIC PREFUNCTION ELEVATION CONT'D

1/4" = 1'-0"

1/18/2022 11:57:42 AM
The original size of this drawing is 30"x42"
Copyright © 2011 WATG. All rights reserved.

Wimberly INTERIORS
a design studio of WATG
strategy planning architecture landscape interiors
new york | NY | 212 274 2626 watg.com

ROYAL BLUE HOSPITALITY, LLC
PO BOX 9832
SAN JUAN, PR 00908
PUERTO RICO

client | consultant

stamp | approval

90% CD SET - CONVENTION CENTER | GRAND ATLANTIC WING | JAN 14, 2022 |

key plan

no.	date	issue

issues | revisions

EL CONQUISTADOR RESORT
1000 EL CONQUISTADOR AVENUE
FAJARDO, PR 00738-3711
PUERTO RICO

project logo

BUILDING #1 MAIN BUILDING (MB) - GRAND ATLANTIC WING PREFUNCTION ELEVATIONS

sheet title

project no. 195056 date 09/22/21

checked by: Checker
drawn by: Author

B1
component

I-633
sheet no.

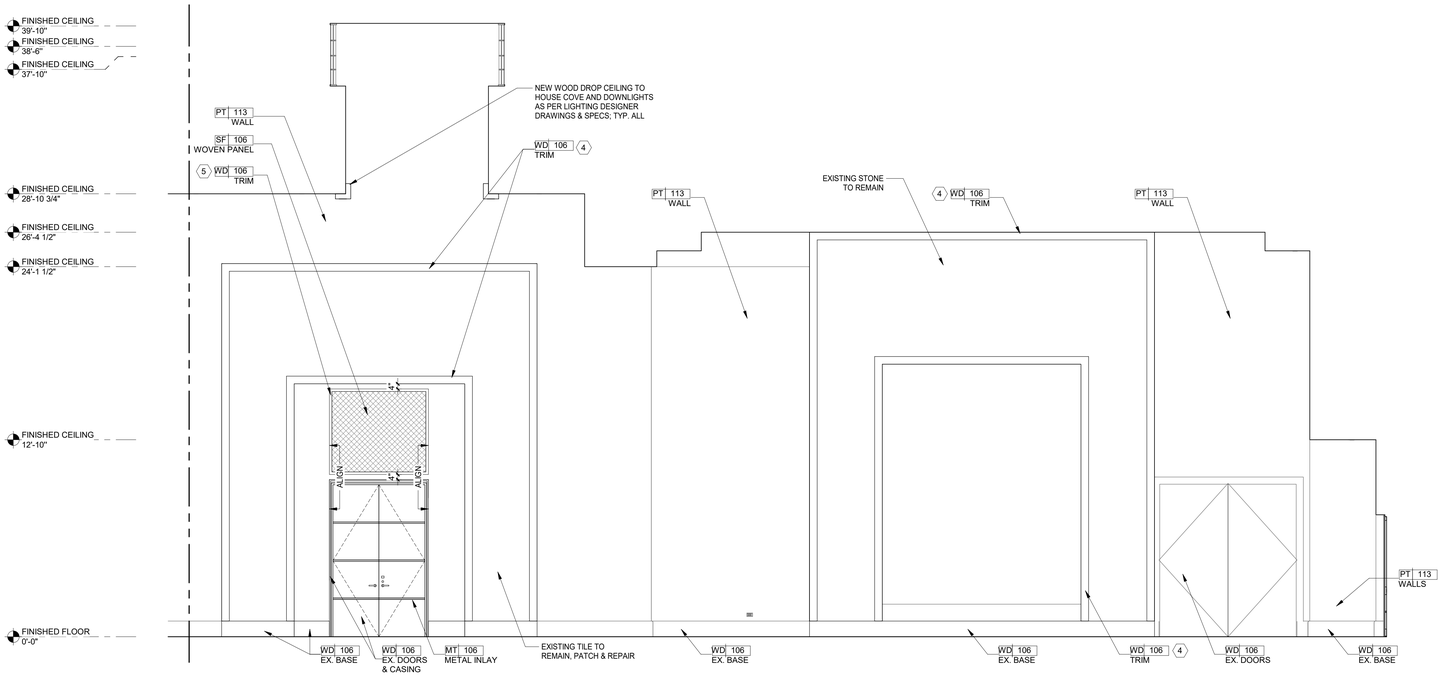

1 GRAND ATLANTIC PREFUNCTION ELEVATION CONT'D

1/4" = 1'-0"

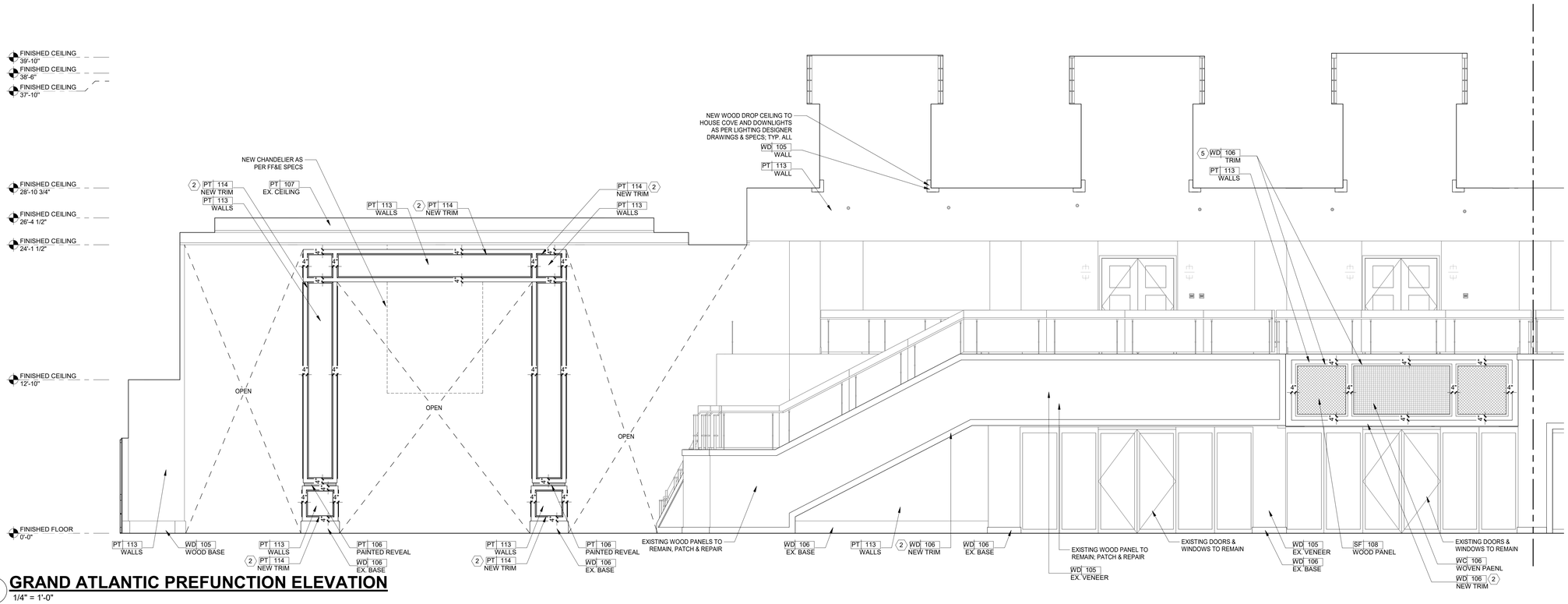

2 GRAND ATLANTIC PREFUNCTION ELEVATION

1/4" = 1'-0"

Copyright © 2011 WATG. All rights reserved.

1/18/2022 11:57:50 AM
The original size of this drawing is 30"x42"

Wimberly INTERIORS
a design studio of WATG

strategy planning architecture landscape interiors

new york | NY | 212 274 2626 watg.com

ROYAL BLUE HOSPITALITY, LLC

PO BOX 9832
SAN JUAN, PR 00908
PUERTO RICO

client | consultant

stamp | approval

90% CD SET - CONVENTION CENTER | GRAND ATLANTIC WING | JAN 14, 2022 |

key plan

no. date issue
issues | revisions

EL CONQUISTADOR RESORT

1000 EL CONQUISTADOR AVENUE
FAJARDO, PR 00738-3711
PUERTO RICO

project logo

BUILDING #1 MAIN BUILDING (MB) - GRAND ATLANTIC WING PREFUNCTION ELEVATIONS

sheet title

project no. 195056 date 09/23/21

checked by: Checker
drawn by: Author

B1
component

I-634
sheet no.

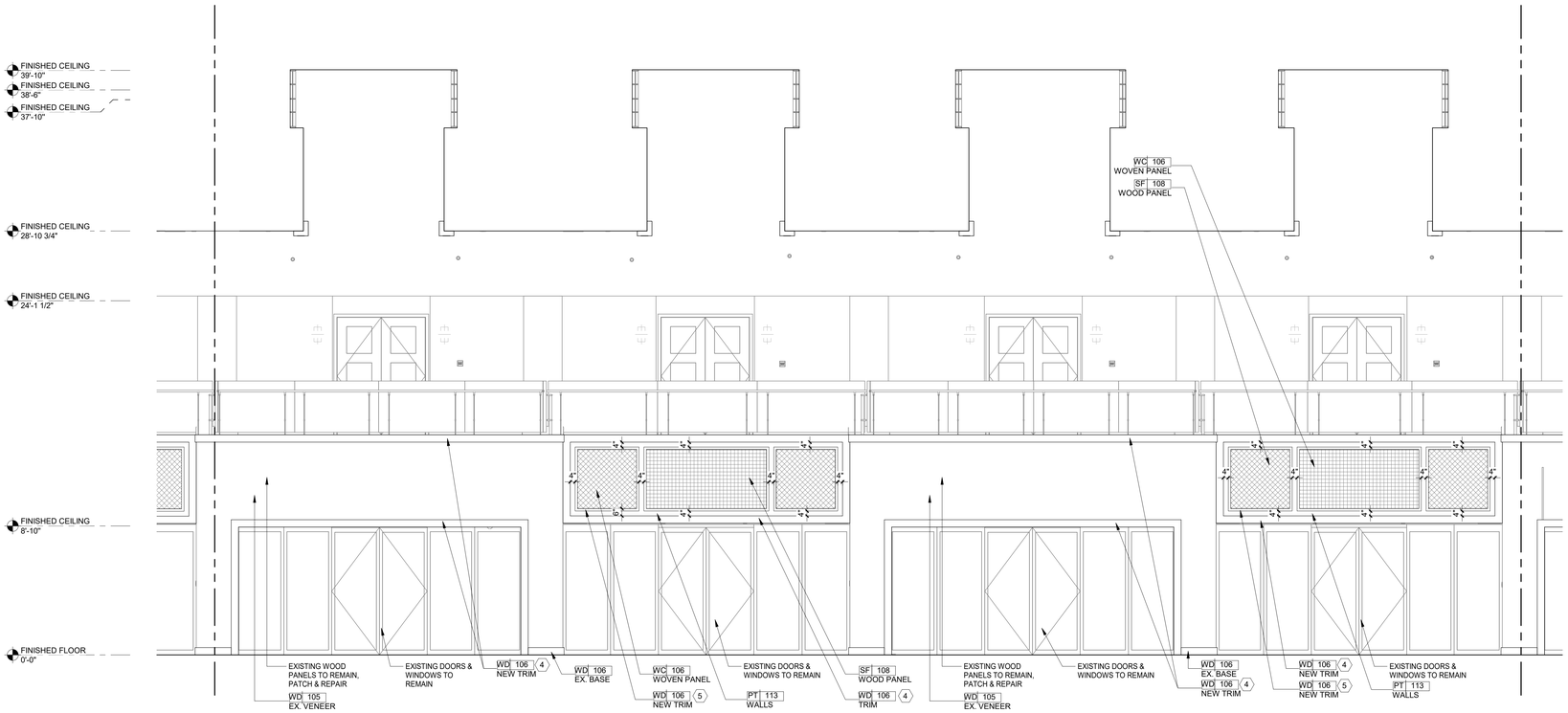

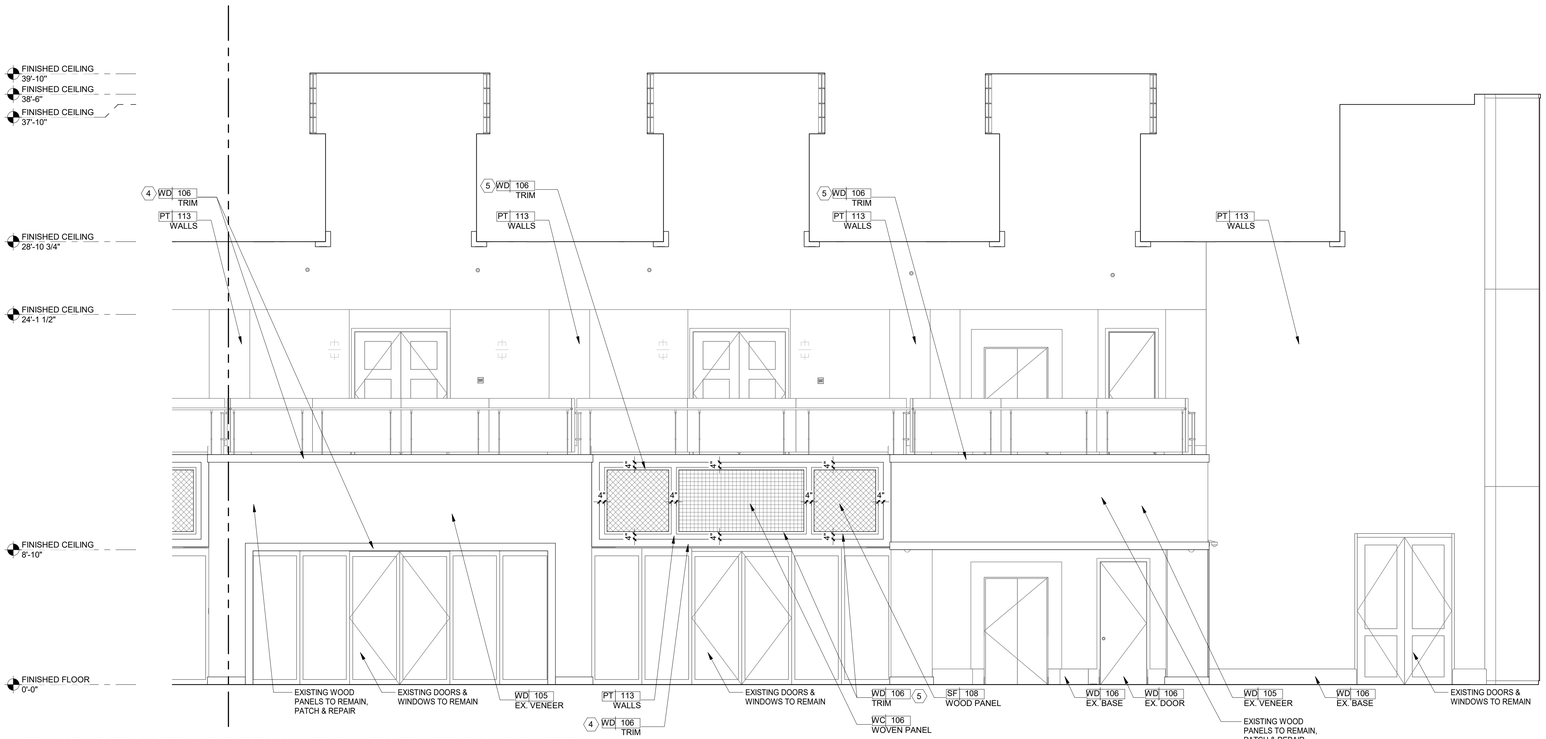

1 GRAND ATLANTIC PREFUNCTION ELEVATION CONT'D

1/4" = 1'-0"

1/18/2022 11:57:56 AM
The original size of this drawing is 30"x42"
Copyright © 2011 WATG. All rights reserved.

Wimberly INTERIORS
a design studio of WATG
strategy planning architecture landscape interiors
new york | NY | 212 274 2626 watg.com

ROYAL BLUE HOSPITALITY, LLC
PO BOX 9832
SAN JUAN, PR 00908
PUERTO RICO

client | consultant

stamp | approval

90% CD SET - CONVENTION CENTER | GRAND ATLANTIC WING | JAN 14, 2022 |

key plan

no.	date	issue

issues | revisions

EL CONQUISTADOR RESORT
1000 EL CONQUISTADOR AVENUE
FAJARDO, PR 00738-3711
PUERTO RICO

project logo

BUILDING #1 MAIN BUILDING (MB) - GRAND ATLANTIC WING PREFUNCTION ELEVATIONS

sheet title

project no. 195056 date 09/23/21

checked by: Checker
drawn by: Author

B1
component

I-635
sheet no.

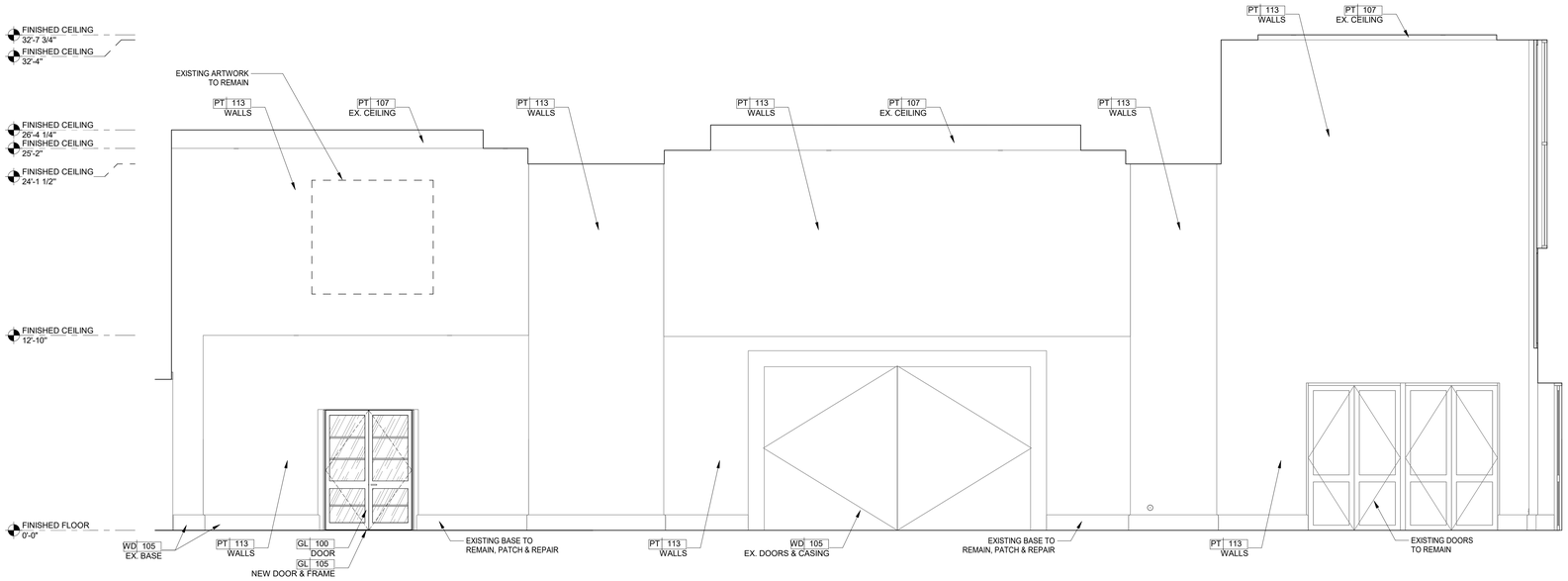

1 GRAND ATLANTIC PREFUNCTION ELEVATION

1/4" = 1'-0"

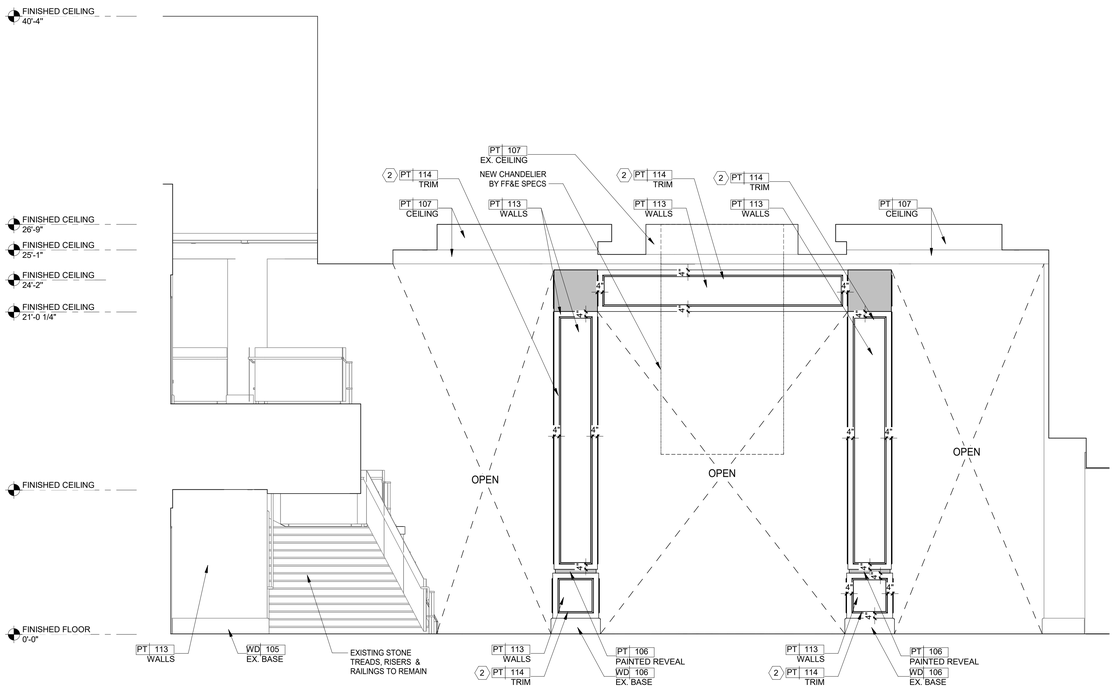

2 GRAND ATLANTIC ATRIUM ELEVATION

1/4" = 1'-0"

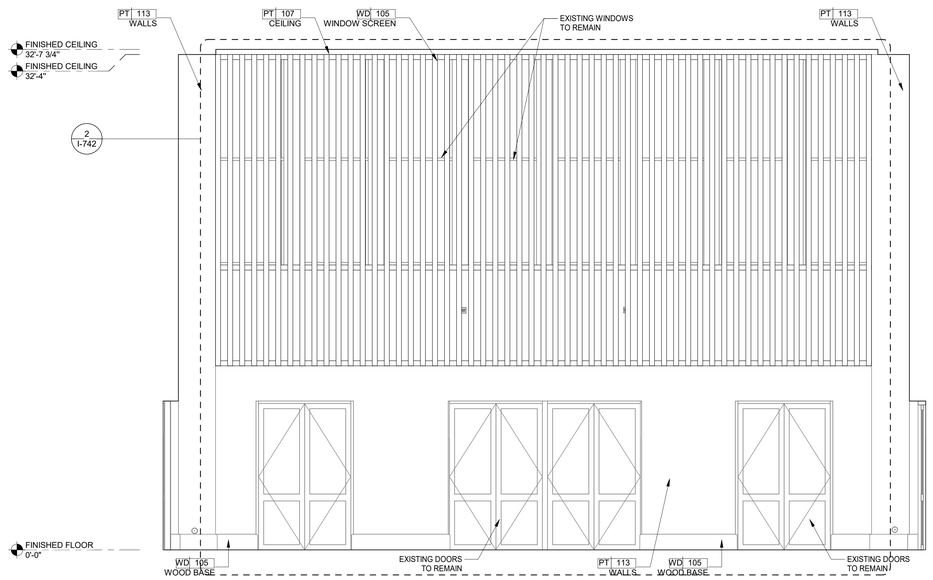

3 GRAND ATLANTIC ATRIUM ELEVATION

1/4" = 1'-0"

NOTE: PREFUNCTION DESIGN IN PROGRESS. FINAL DESIGN TO BE DETERMINED

1/18/2022 11:58:04 AM
The original size of this drawing is 30"x42"
Copyright © 2011 WATG. All rights reserved.

Wimberly INTERIORS
a design studio of WATG
strategy planning architecture landscape interiors
new york | NY | 212 274 2626 watg.com

ROYAL BLUE HOSPITALITY, LLC
PO BOX 9832
SAN JUAN, PR 00908
PUERTO RICO

client | consultant

stamp | approval

90% CD SET - CONVENTION CENTER | GRAND ATLANTIC WING | JAN 14, 2022 |

key plan

no.	date	issue

issues | revisions

EL CONQUISTADOR RESORT
1000 EL CONQUISTADOR AVENUE
FAJARDO, PR 00738-3711
PUERTO RICO

project logo

BUILDING #1 MAIN BUILDING (MB) - GRAND ATLANTIC WING PREFUNCTION ELEVATIONS

sheet title

project no. 195056 date 09/23/21

checked by: Checker
drawn by: Author

B1
component

I-636
sheet no.

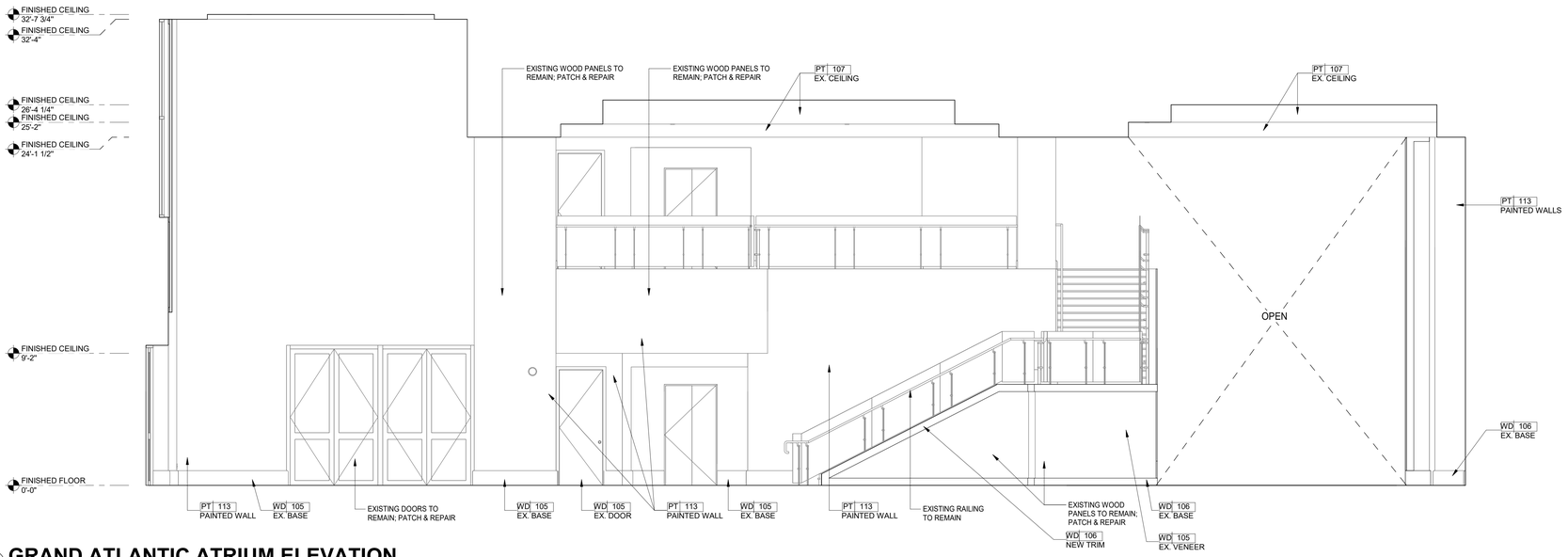

1 GRAND ATLANTIC ATRIUM ELEVATION

1/4" = 1'-0"

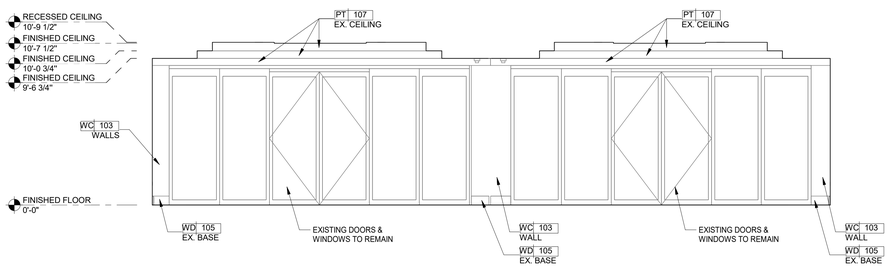

2 MEETING AREA TYPICAL ELEVATION

1/4" = 1'-0"

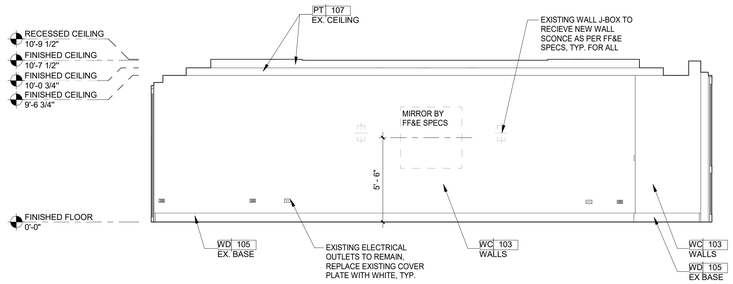

3 MEETING AREA TYPICAL ELEVATION

1/4" = 1'-0"

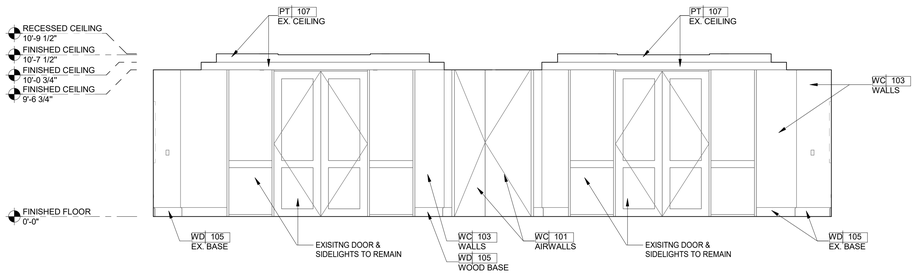

4 MEETING AREA TYPICAL ELEVATION

1/4" = 1'-0"

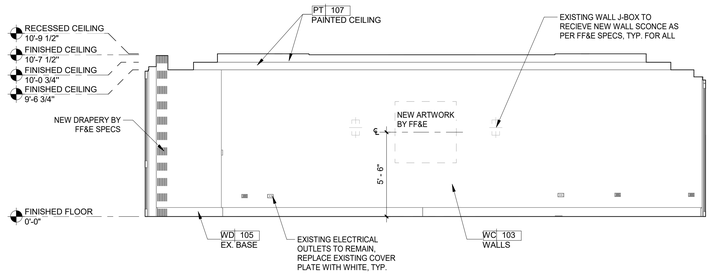

5 MEETING AREA TYPICAL ELEVATION

1/4" = 1'-0"

1/18/2022 11:58:14 AM
The original size of this drawing is 30"x42"
Copyright © 2011 WATG. All rights reserved.

90% CD SET - CONVENTION CENTER | GRAND ATLANTIC WING | JAN 14, 2022 |

Wimberly INTERIORS
a design studio of WATG
strategy planning architecture landscape interiors
new york | NY | 212 274 2626 watg.com

ROYAL BLUE HOSPITALITY, LLC
PO BOX 9832
SAN JUAN, PR 00908
PUERTO RICO

client | consultant

stamp | approval

key plan

no.	date	issue

issues | revisions

EL CONQUISTADOR RESORT
1000 EL CONQUISTADOR AVENUE
FAJARDO, PR 00738-3711
PUERTO RICO

project logo

BUILDING #1 MAIN BUILDING (MB) - GRAND ATLANTIC WING PREFUNCTION ELEVATIONS

sheet title

project no. 195056 date 09/23/21

checked by: Checker
drawn by: Author

B1
component

I-637
sheet no.

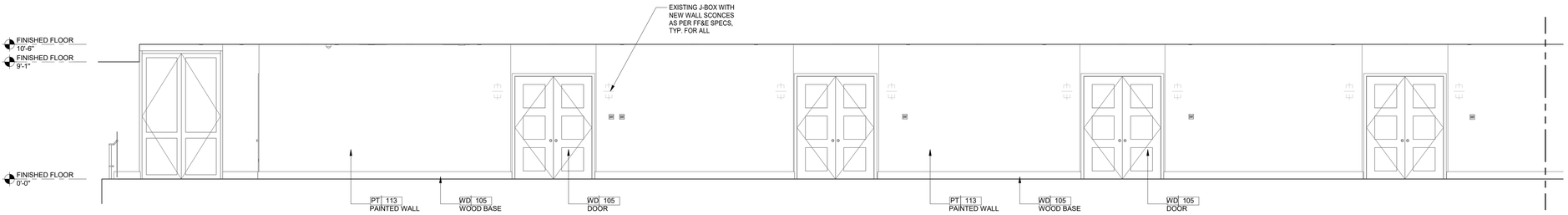

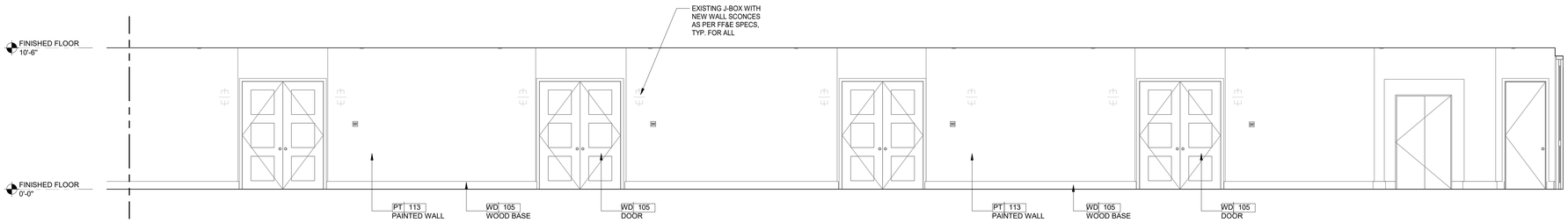

1 GRAND ATLANTIC MEZZANINE MEETING AREA PREFUNCTION ELEVATION CONT'D

1/4" = 1'-0"

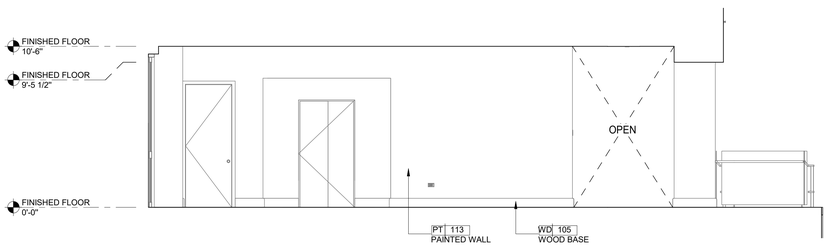

2 GRAND ATLANTIC MEZZANINE MEETING AREA PREFUNCTION ELEVATION

1/4" = 1'-0"

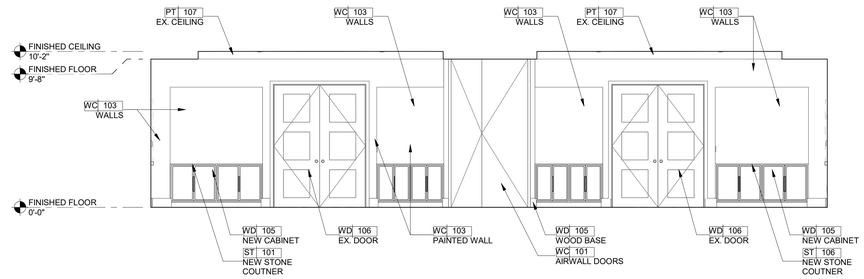

3 MEZZANINE MEETING AREA ELEVATION

1/4" = 1'-0"

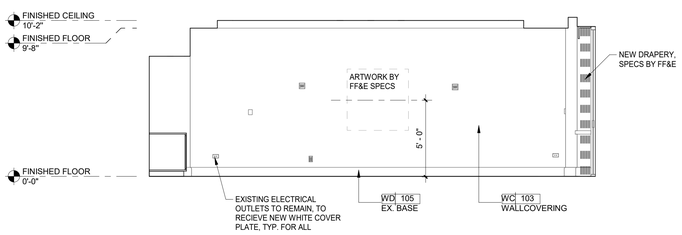

4 MEZZANINE MEETING AREA ELEVATION

1/4" = 1'-0"

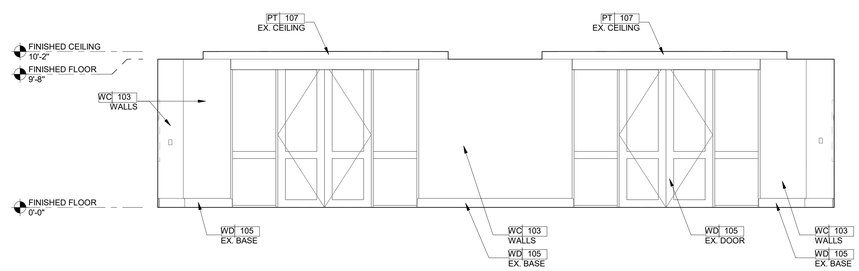

5 MEZZANINE MEETING AREA ELEVATION

1/4" = 1'-0"

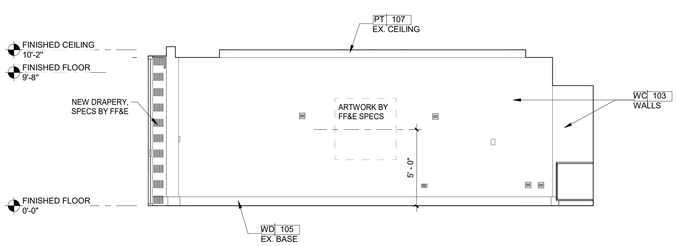

6 MEZZANINE MEETING AREA ELEVATION

1/4" = 1'-0"

Copyright © 2011 WATG. All rights reserved.

1/18/2022 11:58:36 AM
The original size of this drawing is 30"x42"

Wimberly INTERIORS
a design studio of WATG

strategy planning architecture landscape interiors

new york | NY | 212 274 2626 watg.com

ROYAL BLUE HOSPITALITY, LLC

PO BOX 9832
SAN JUAN, PR 00908
PUERTO RICO

client | consultant

stamp | approval

90% CD SET - CONVENTION CENTER | GRAND ATLANTIC WING | JAN 14, 2022 |

key plan

no. date issue
issues | revisions

EL CONQUISTADOR RESORT

1000 EL CONQUISTADOR AVENUE
FAJARDO, PR 00738-3711
PUERTO RICO

BUILDING #1 MAIN BUILDING (MB) - GRAND ATLANTIC WING MEZZANINE MEETING AREA ELEVATIONS

sheet title

project no. 195056 date 09/22/21

checked by: Checker
drawn by: Author

component

I-638

sheet no.

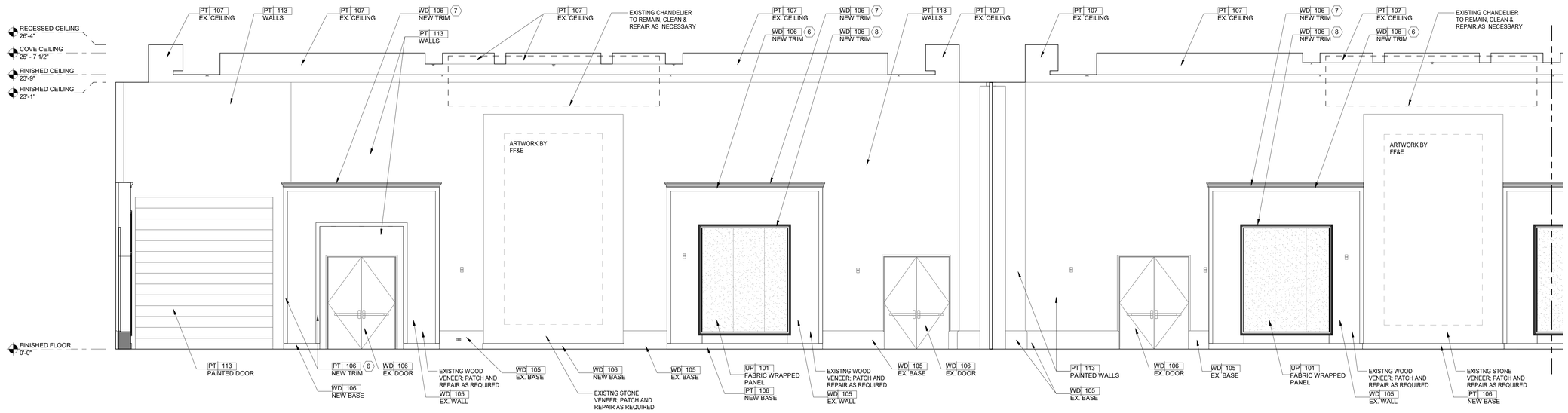

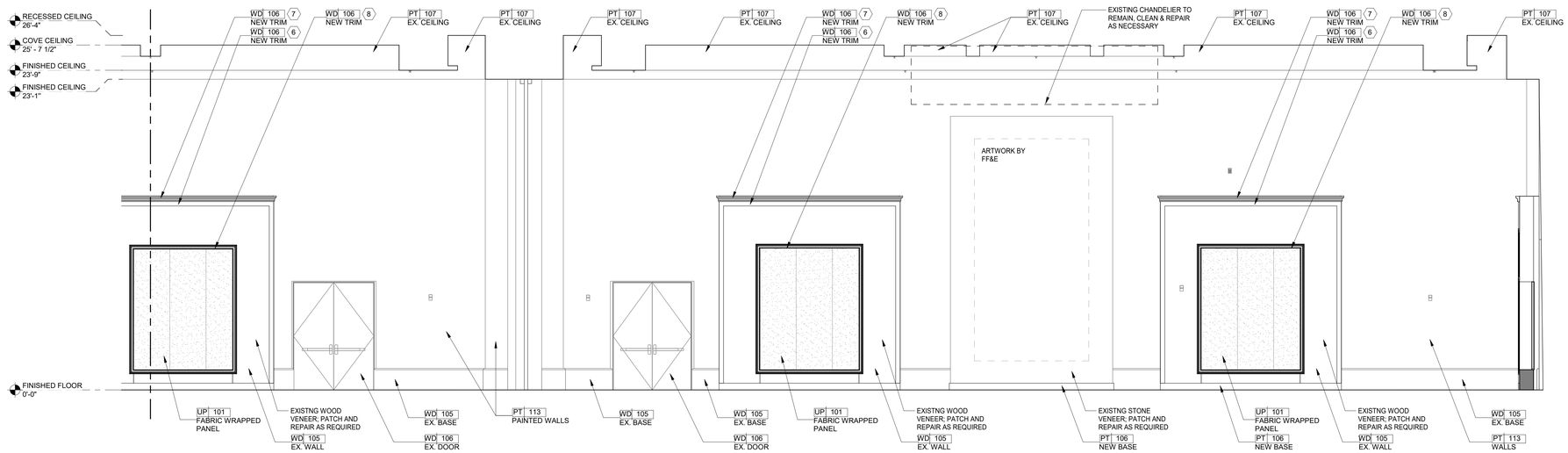

1 GRAND ATLANTIC BALLROOM ELEVATION CONTI'D

1/4" = 1'-0"

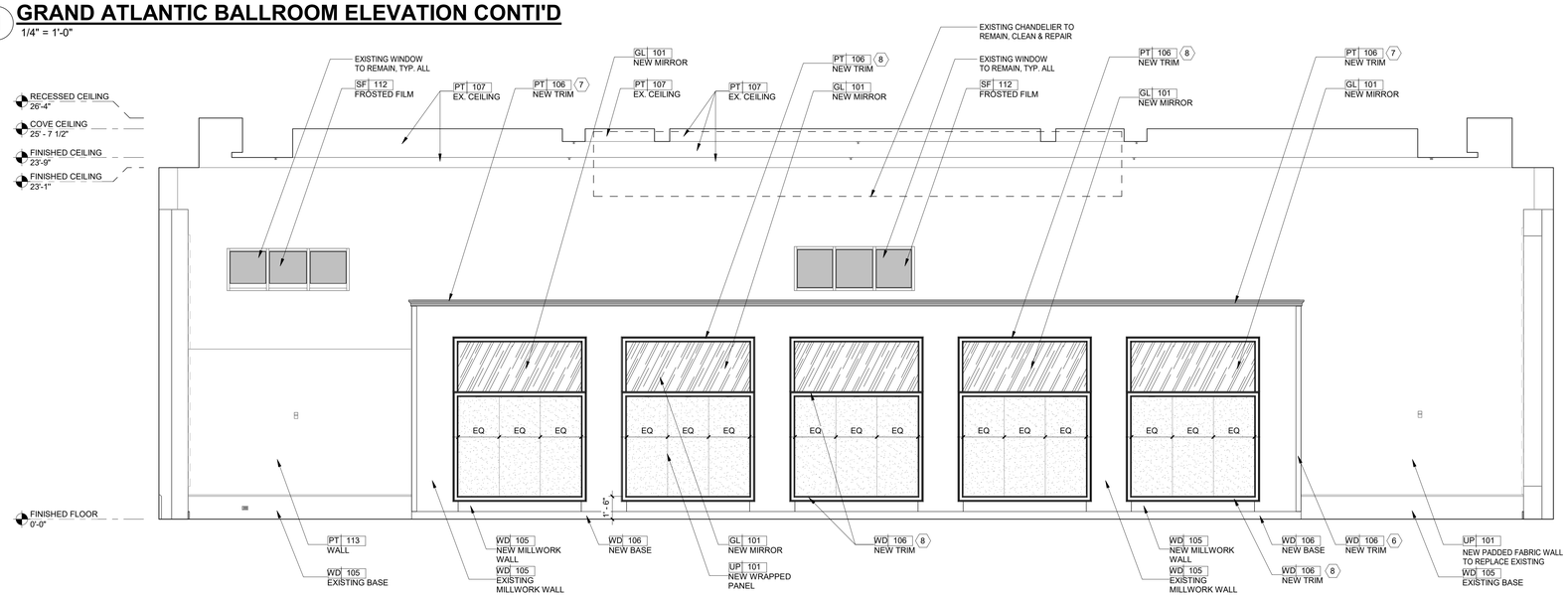

2 MB-EL-GRAND ATLANTIC BALLROOM 2

1/4" = 1'-0"

1/18/2022 11:58:34 AM
The original size of this drawing is 30"x42"
Copyright © 2011 WATG. All rights reserved.

90% CD SET - CONVENTION CENTER | GRAND ATLANTIC WING | JAN 14, 2022 |

Wimberly INTERIORS
a design studio of WATG
strategy planning architecture landscape interiors
new york | NY | 212 274 2626 watg.com

ROYAL BLUE HOSPITALITY, LLC
PO BOX 9832
SAN JUAN, PR 00908
PUERTO RICO

client | consultant

stamp | approval

key plan

no.	date	issue

issues | revisions

EL CONQUISTADOR RESORT
1000 EL CONQUISTADOR AVENUE
FAJARDO, PR 00738-3711
PUERTO RICO

project logo

BUILDING #1 MAIN BUILDING (MB) - GRAND ATLANTIC BALLROOM ELEVATION

sheet title

project no. 195056 date 09/24/21

checked by: Checker
drawn by: Author

B1
component

I-642
sheet no.

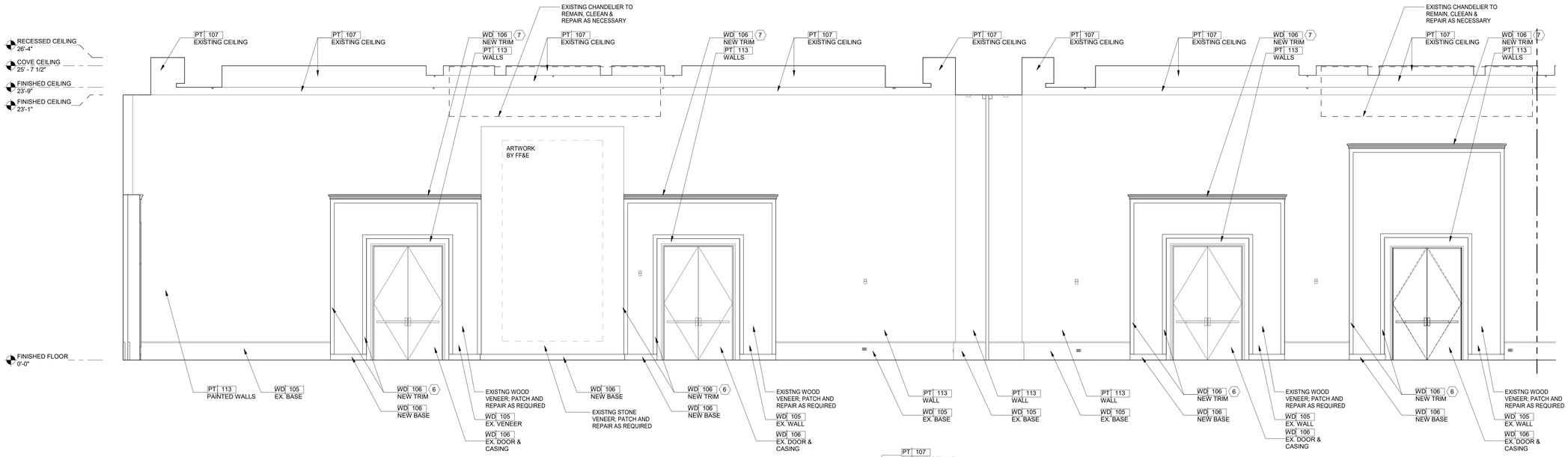

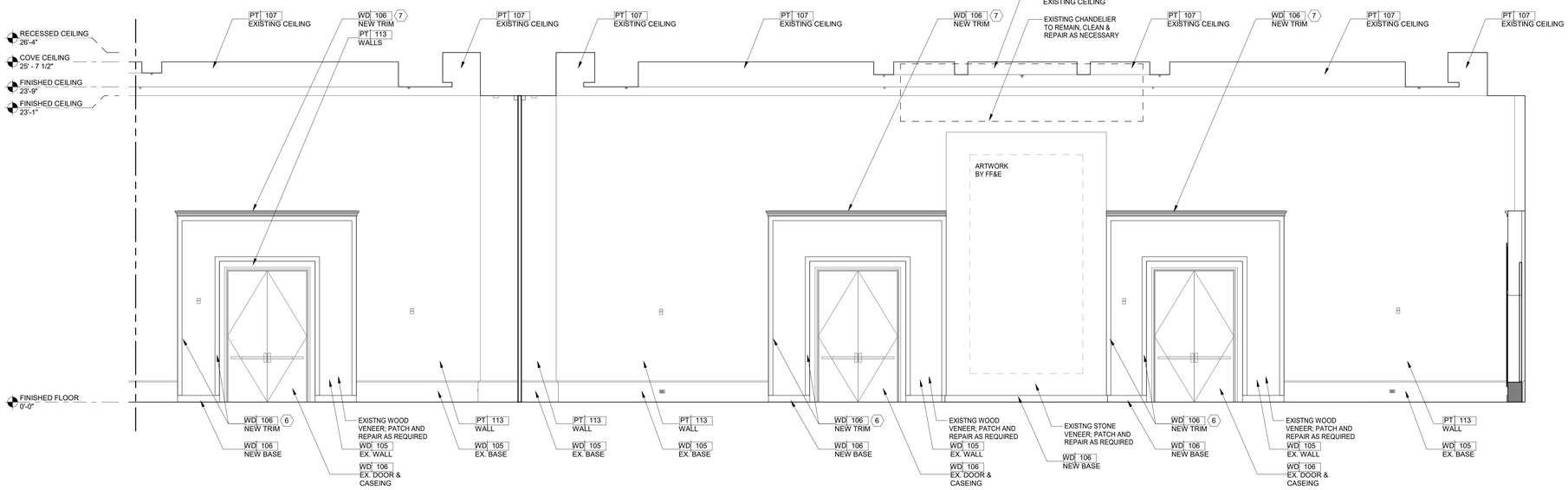

1 MB-EL-GRAND ATLANTIC BALLROOM 3B

1/4" = 1'-0"

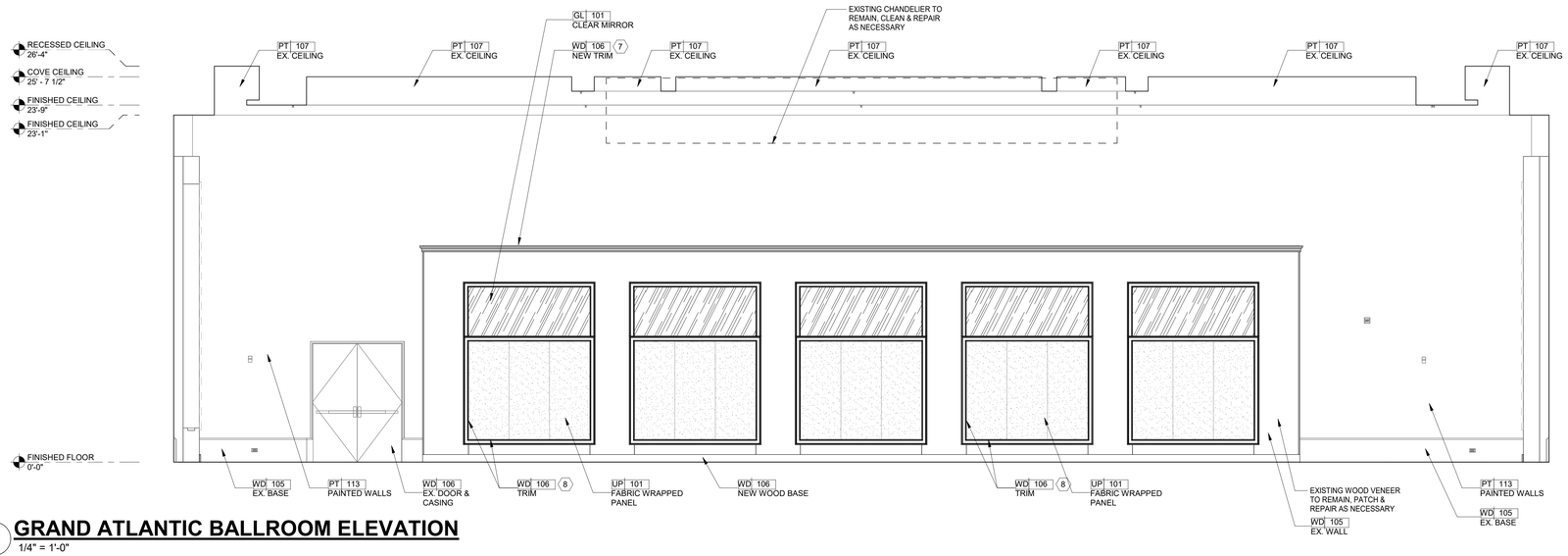

2 GRAND ATLANTIC BALLROOM ELEVATION

1/4" = 1'-0"

1/18/2022 11:58:42 AM
The original size of this drawing is 30"x42"
Copyright © 2011 WATG. All rights reserved.

90% CD SET - CONVENTION CENTER | GRAND ATLANTIC WING | JAN 14, 2022 |

Wimberly INTERIORS
a design studio of WATG
strategy planning architecture landscape interiors
new york | NY | 212 274 2626 watg.com

ROYAL BLUE HOSPITALITY, LLC
PO BOX 9832
SAN JUAN, PR 00908
PUERTO RICO

client | consultant

stamp | approval

key plan

no.	date	issue

issues | revisions

EL CONQUISTADOR RESORT
1000 EL CONQUISTADOR AVENUE
FAJARDO, PR 00738-3711
PUERTO RICO

project logo

BUILDING #1 MAIN BUILDING (MB) - GRAND ATLANTIC BALLROOM ELEVATION

sheet title

project no. 195056 date 09/24/21

checked by: Checker
drawn by: Author

B1
component

I-643
sheet no.

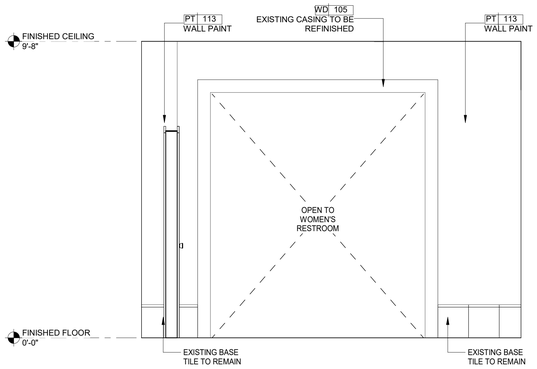

1 PUBLIC RESTROOM FOYER ELEVATION
1/2" = 1'-0"

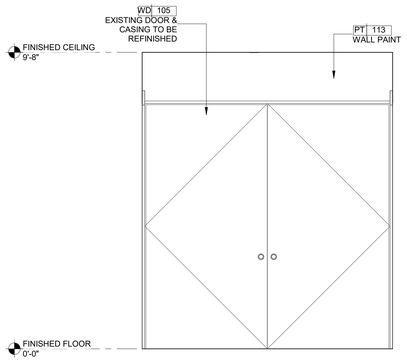

2 PUBLIC RESTROOM FOYER ELEVATION
1/2" = 1'-0"

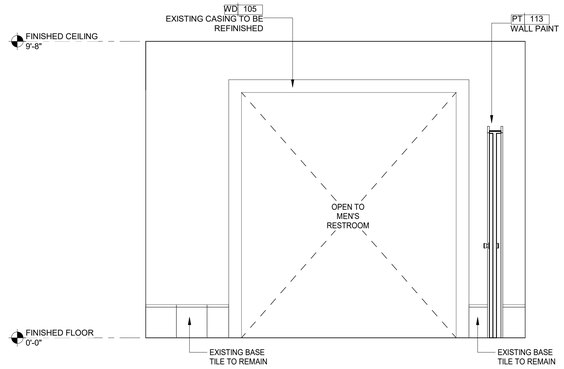

3 PUBLIC RESTROOM FOYER ELEVATION
1/2" = 1'-0"

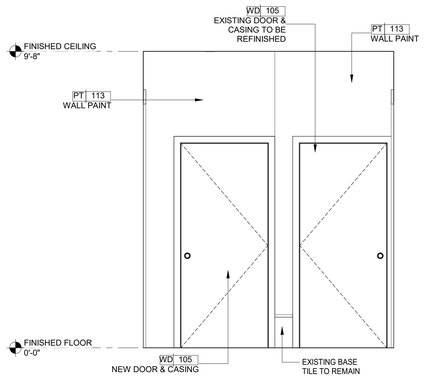

4 PUBLIC RESTROOM FOYER ELEVATION
1/2" = 1'-0"

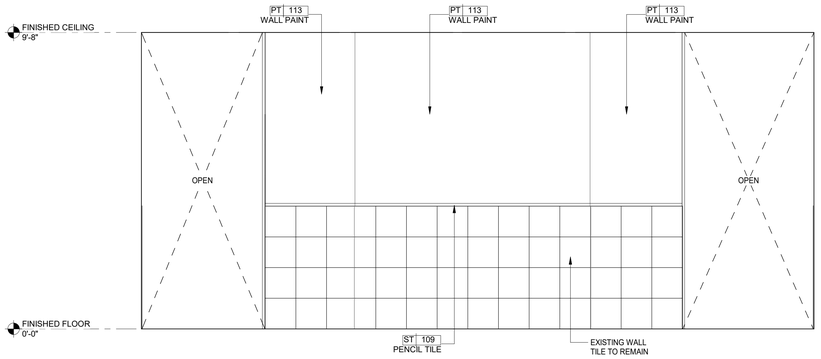

5 GRAND ATLANTIC WOMEN'S RESTROOM ELEVATION
1/2" = 1'-0"

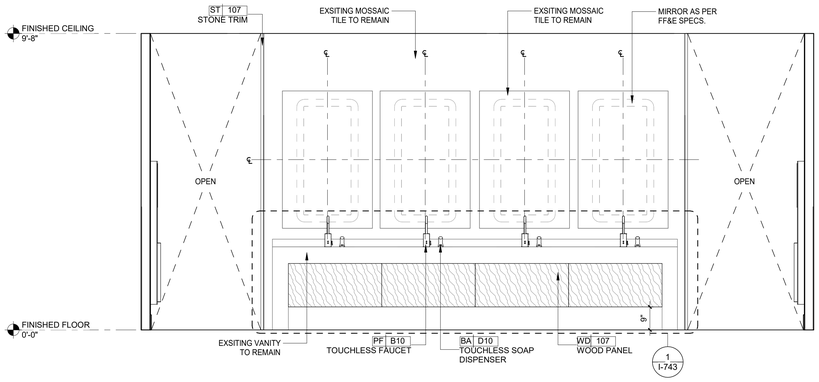

6 GRAND ATLANTIC WOMEN'S RESTROOM ELEVATION
1/2" = 1'-0"

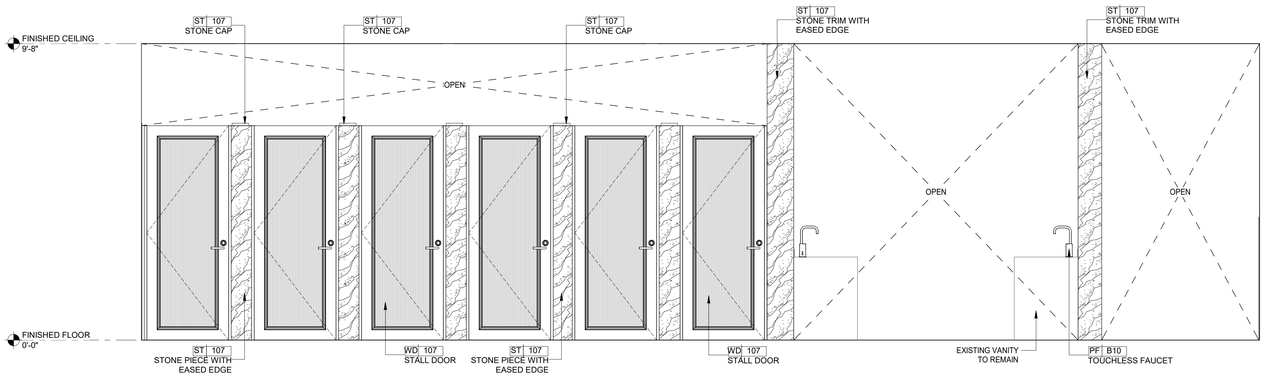

7 GRAND ATLANTIC WOMEN'S RESTROOM ELEVATION
1/2" = 1'-0"

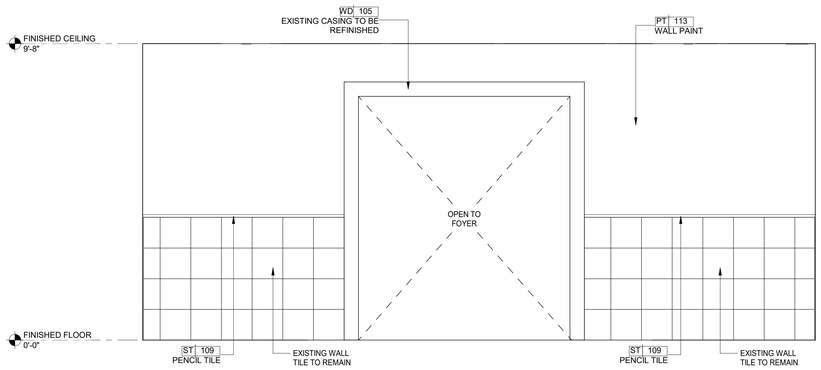

8 GRAND ATLANTIC WOMEN'S RESTROOM ELEVATION
1/2" = 1'-0"

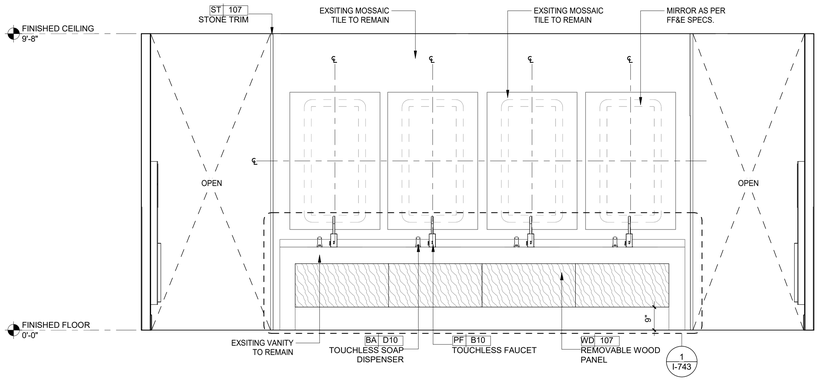

9 GRAND ATLANTIC WOMEN'S RESTROOM ELEVATION
1/2" = 1'-0"

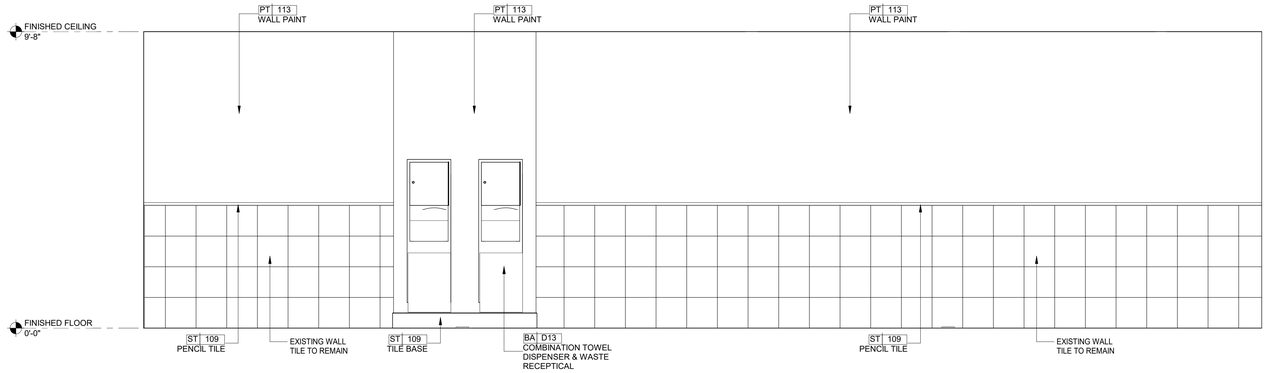

10 GRAND ATLANTIC WOMEN'S RESTROOM ELEVATION
1/2" = 1'-0"

1/18/2022 11:58:57 AM
The original size of this drawing is 30"x42"
Copyright © 2011 WATG. All rights reserved.

90% CD SET - CONVENTION CENTER | GRAND ATLANTIC WING | JAN 14, 2022 |

Wimberly INTERIORS
a design studio of WATG
strategy planning architecture landscape interiors
new york | NY | 212 274 2626 watg.com

ROYAL BLUE HOSPITALITY, LLC
PO BOX 9832
SAN JUAN, PR 00908
PUERTO RICO

client | consultant

stamp | approval

key plan

no.	date	issue

issues | revisions

EL CONQUISTADOR RESORT
1000 EL CONQUISTADOR AVENUE
FAJARDO, PR 00738-3711
PUERTO RICO

BUILDING #1 MAIN BUILDING (MB) - GRAND ATLANTIC WING PUBLIC WOMENS RESTROOMS ELEVATIONS
sheet title

project no. 195056 date 01/14/22

checked by: Checker
drawn by: Author

B1
component

I-644
sheet no.

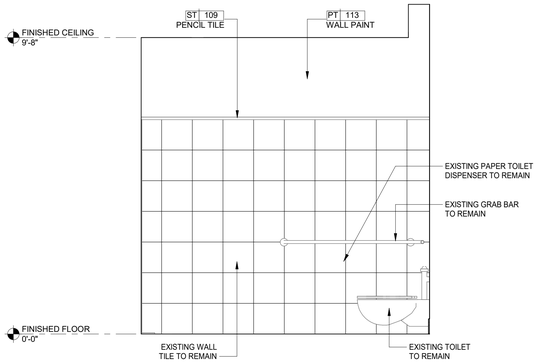

1 GA WOMEN'S RESTROOM ELEVATION
1/2" = 1'-0"

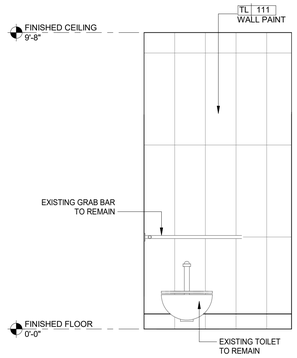

2 GA WOMEN'S RESTROOM ELEVATION
1/2" = 1'-0"

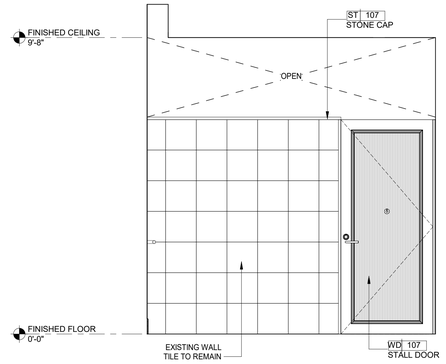

3 GA WOMEN'S RESTROOM ELEVATION
1/2" = 1'-0"

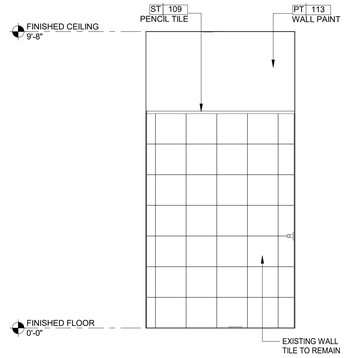

4 GA WOMEN'S RESTROOM ELEVATION
1/2" = 1'-0"

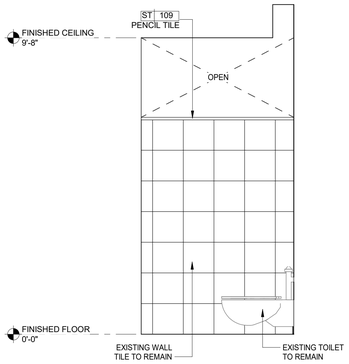

5 GA WOMEN'S RESTROOM ELEVATION
1/2" = 1'-0"

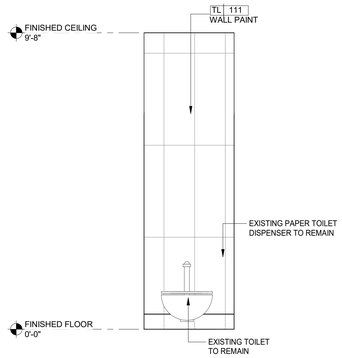

6 GA WOMEN'S RESTROOM ELEVATION
1/2" = 1'-0"

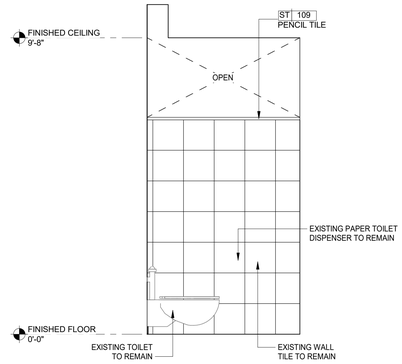

7 GA WOMEN'S RESTROOM ELEVATION
1/2" = 1'-0"

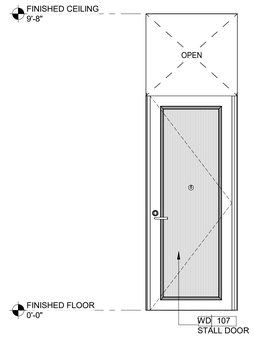

8 GA WOMEN'S RESTROOM ELEVATION
1/2" = 1'-0"

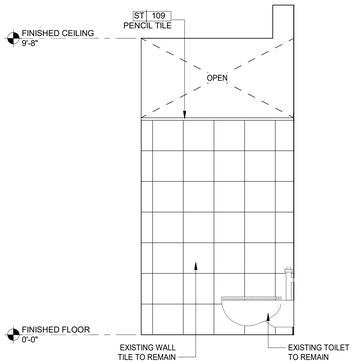

9 GA WOMEN'S RESTROOM ELEVATION
1/2" = 1'-0"

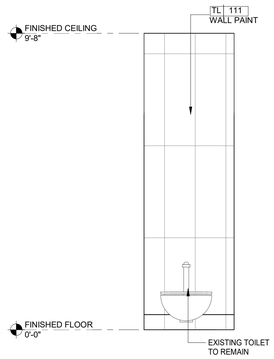

10 GA WOMEN'S RESTROOM ELEVATION
1/2" = 1'-0"

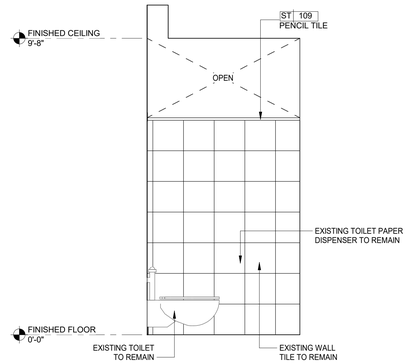

11 GA WOMEN'S RESTROOM ELEVATION
1/2" = 1'-0"

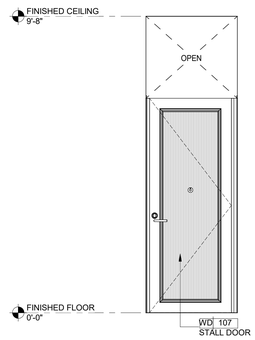

12 GA WOMEN'S RESTROOM ELEVATION
1/2" = 1'-0"

Wimberly INTERIORS
a design studio of WATG
strategy planning architecture landscape interiors
new york | NY | 212 274 2626 watg.com

ROYAL BLUE HOSPITALITY, LLC
PO BOX 9832
SAN JUAN, PR 00908
PUERTO RICO

client | consultant

stamp | approval

key plan

no.	date	issue

issues | revisions

EL CONQUISTADOR RESORT
1000 EL CONQUISTADOR AVENUE
FAJARDO, PR 00738-3711
PUERTO RICO

BUILDING #1 MAIN BUILDING (MB) - GRAND ATLANTIC WING PUBLIC WOMENS RESTROOMS ELEVATIONS
sheet title

project no. 195056 date 01/14/22

checked by: Checker
drawn by: Author

B1
component

I-645
sheet no.

90% CD SET - CONVENTION CENTER | GRAND ATLANTIC WING | JAN 14, 2022 |

1/18/2022 11:59:16 AM
The original size of this drawing is 30"x42" Copyright © 2011 WATG. All rights reserved.

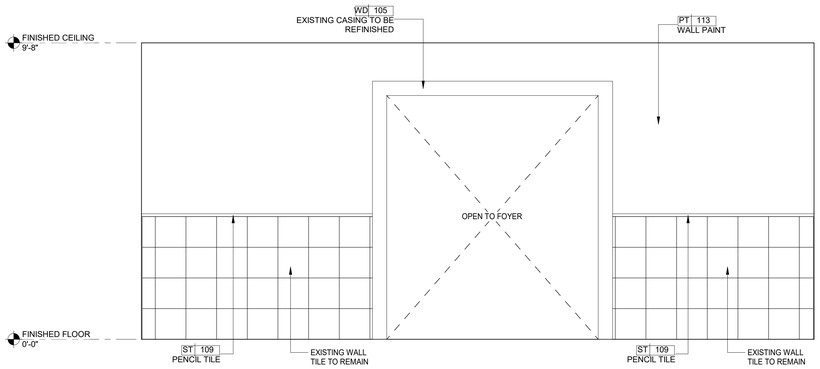

1 GRAND ATLANTIC MEN'S RESTROOM ELEVATION
1/2" = 1'-0"

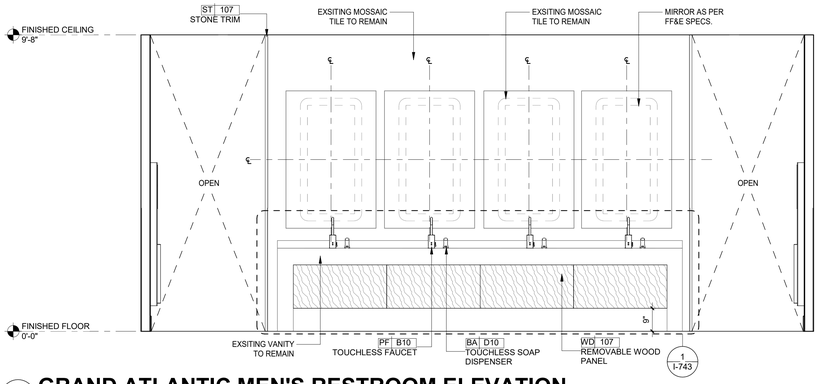

2 GRAND ATLANTIC MEN'S RESTROOM ELEVATION
1/2" = 1'-0"

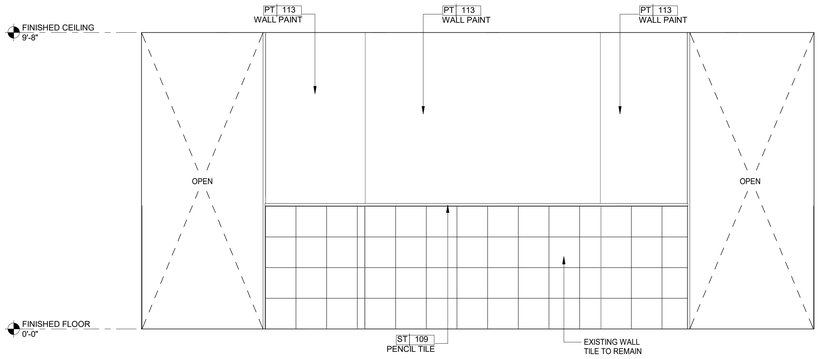

3 GRAND ATLANTIC MEN'S RESTROOM ELEVATION
1/2" = 1'-0"

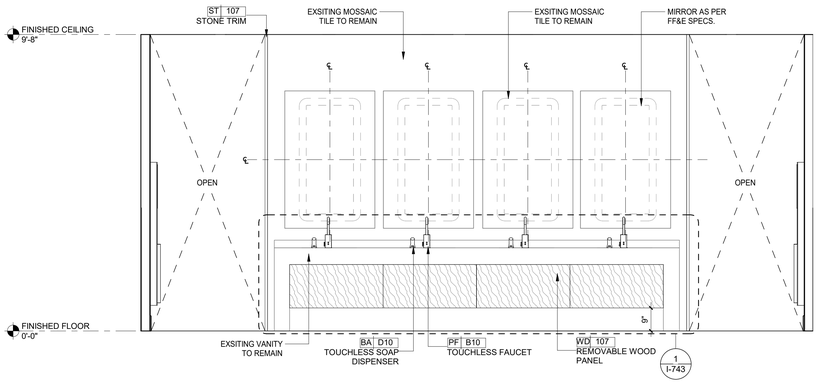

4 GRAND ATLANTIC MEN'S RESTROOM ELEVATION
1/2" = 1'-0"

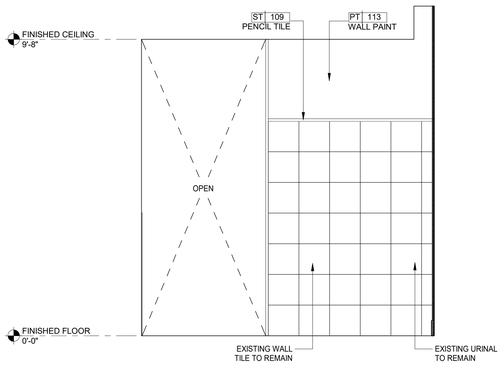

5 GRAND ATLANTIC MEN'S RESTROOM ELEVATION
1/2" = 1'-0"

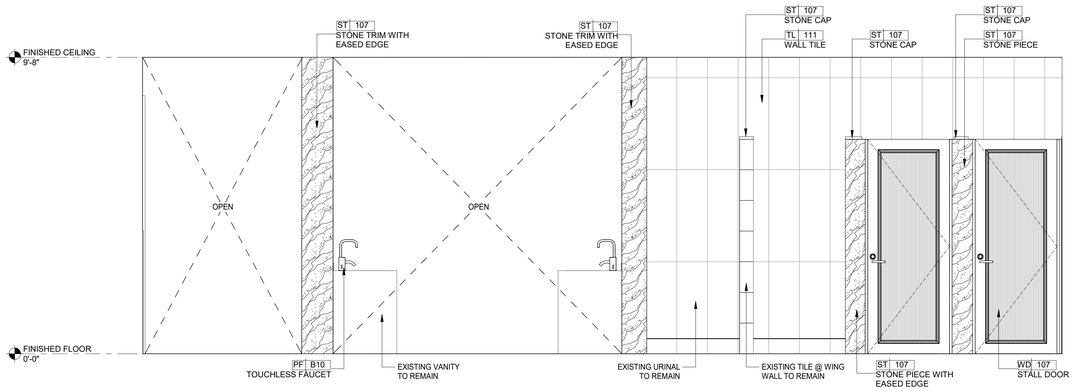

6 GRAND ATLANTIC MEN'S RESTROOM ELEVATION
1/2" = 1'-0"

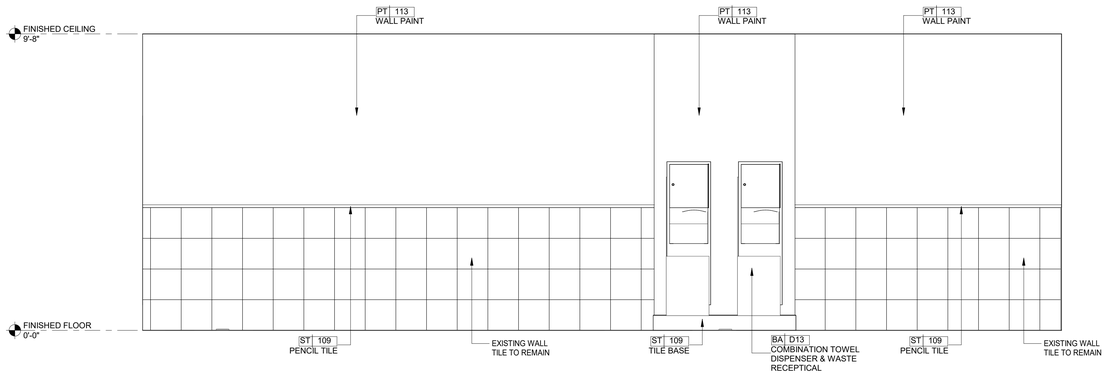

7 GRAND ATLANTIC MEN'S RESTROOM ELEVATION
1/2" = 1'-0"

8 GRAND ATLANTIC MEN'S RESTROOM ELEVATION
1/2" = 1'-0"

1/18/2022 11:59:31 AM
The original size of this drawing is 30"x42"
Copyright © 2011 WATG. All rights reserved.

Wimberly INTERIORS
a design studio of WATG
strategy planning architecture landscape interiors
new york | NY | 212 274 2626 watg.com

ROYAL BLUE HOSPITALITY, LLC
PO BOX 9832
SAN JUAN, PR 00908
PUERTO RICO

client | consultant

stamp | approval

90% CD SET - CONVENTION CENTER | GRAND ATLANTIC WING | JAN 14, 2022 |

key plan

no.	date	issue

issues | revisions

EL CONQUISTADOR RESORT
1000 EL CONQUISTADOR AVENUE
FAJARDO, PR 00738-3711
PUERTO RICO

BUILDING #1 MAIN BUILDING (MB) - GRAND ATLANTIC WING PUBLIC MENS RESTROOMS ELEVATIO
sheet title

project no. 195056 date 01/14/22
checked by: Checker
drawn by: Author

B1
component

I-646
sheet no.

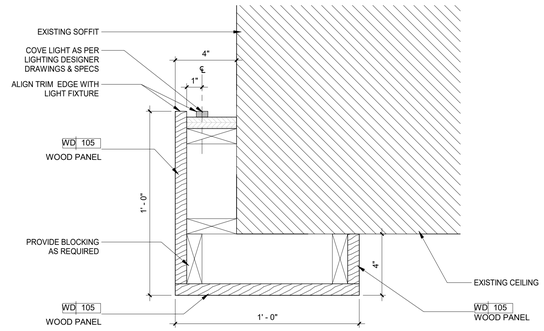

1 ATLANTIC PREFUNCTION WOOD DROP CEILING DETAIL
3" = 1'-0"

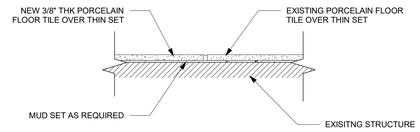

2 EXISTING TILE TO NEW TILE DETAIL
3" = 1'-0"

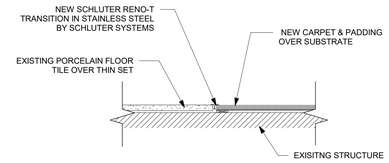

3 EXISTING TILE TO NEW CARPET DETAIL
3" = 1'-0"

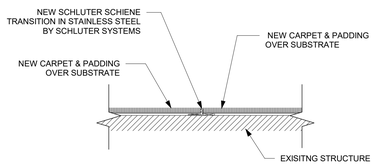

4 CARPET TO CARPET TRANSITION DETAIL
3" = 1'-0"

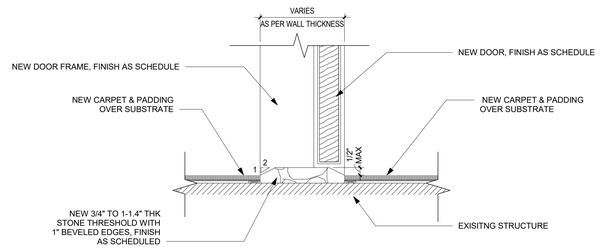

5 STONE THRESHOLD - CARPET TO CARPET
3" = 1'-0"

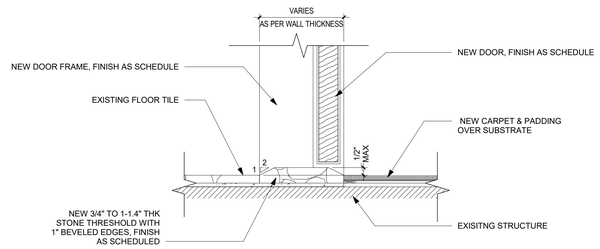

6 STONE THRESHOLD - EXISTING TILE TO CARPET
3" = 1'-0"

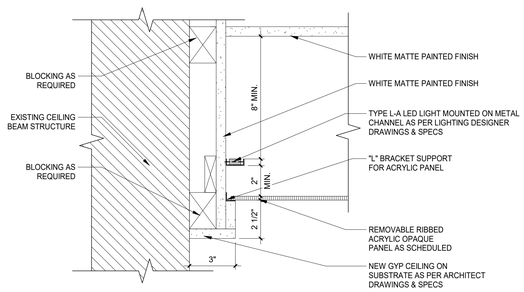

7 RIBBED ACRYLIC CEILING PANEL DETAIL
3" = 1'-0"

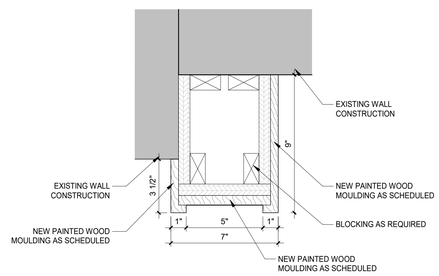

8 CARIBBEAN PREFUNCTION DOOR MOULDING
3" = 1'-0"

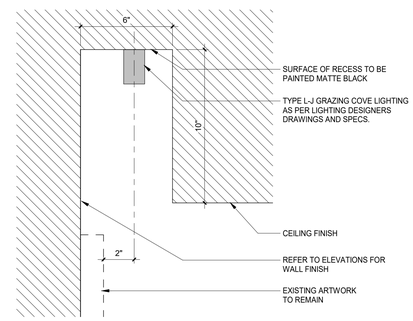

9 CARIBBEAN GRAZING COVE LIGHTING DETAIL
3" = 1'-0"

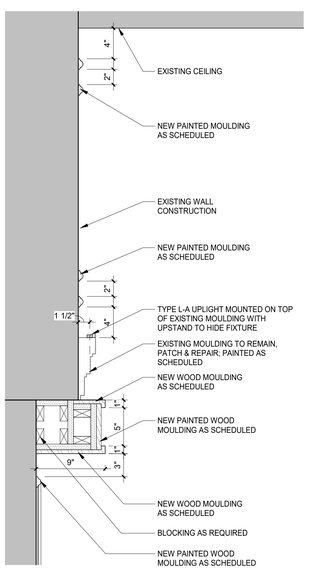

10 CARIBBEAN PREFUNCTION WALL MOULDING
1 1/2" = 1'-0"

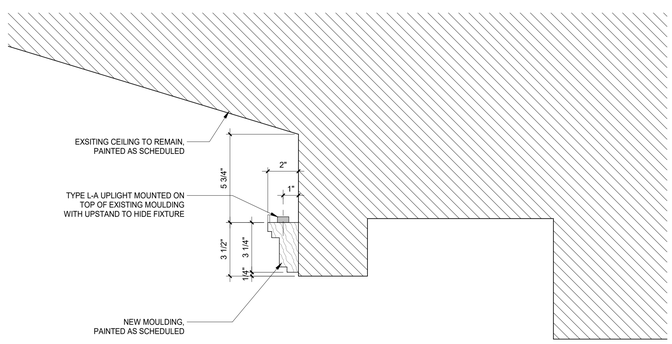

11 CARIBBEAN CEILING COVE LIGHTING DETAIL
3" = 1'-0"

1/18/2022 11:59:40 AM
The original size of this drawing is 30"x42"
Copyright © 2011 WATG. All rights reserved.

Wimberly INTERIORS
a design studio of WATG
strategy planning architecture landscape interiors
new york | NY | 212 274 2626 watg.com

ROYAL BLUE HOSPITALITY, LLC
PO BOX 9832
SAN JUAN, PR 00908
PUERTO RICO

client | consultant

stamp | approval

key plan

90% CD SET - CONVENTION CENTER | GRAND ATLANTIC WING | JAN 14, 2022 |

no.	date	issue
1	01/07/2022	90% CD SET - CONVENTION CENTER GRAND CARIBBEAN WING

issues | revisions

EL CONQUISTADOR RESORT
1000 EL CONQUISTADOR AVENUE
FAJARDO, PR 00738-3711
PUERTO RICO

project logo

BUILDING #1 MAIN BUILDING (MB) - MAIN BUILDING CONSTRUCTION DETAILS

sheet title

project no. 195056 date 11/18/21

checked by: Checker
drawn by: Author

B1
component

I-700
sheet no.

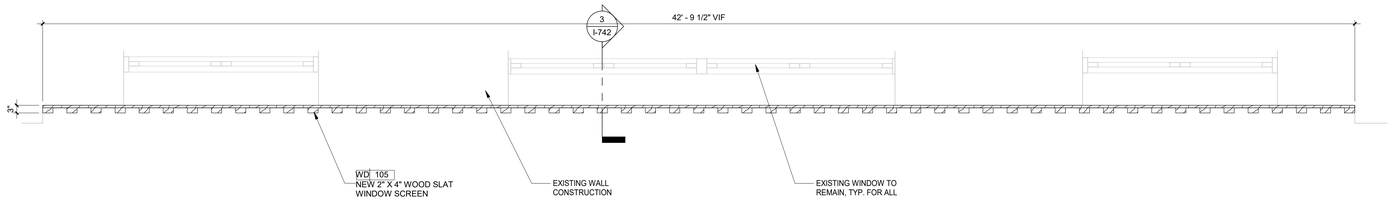

1 PREFUNCTION WINDOW SCREEN KEY PLAN

1/2" = 1'-0"

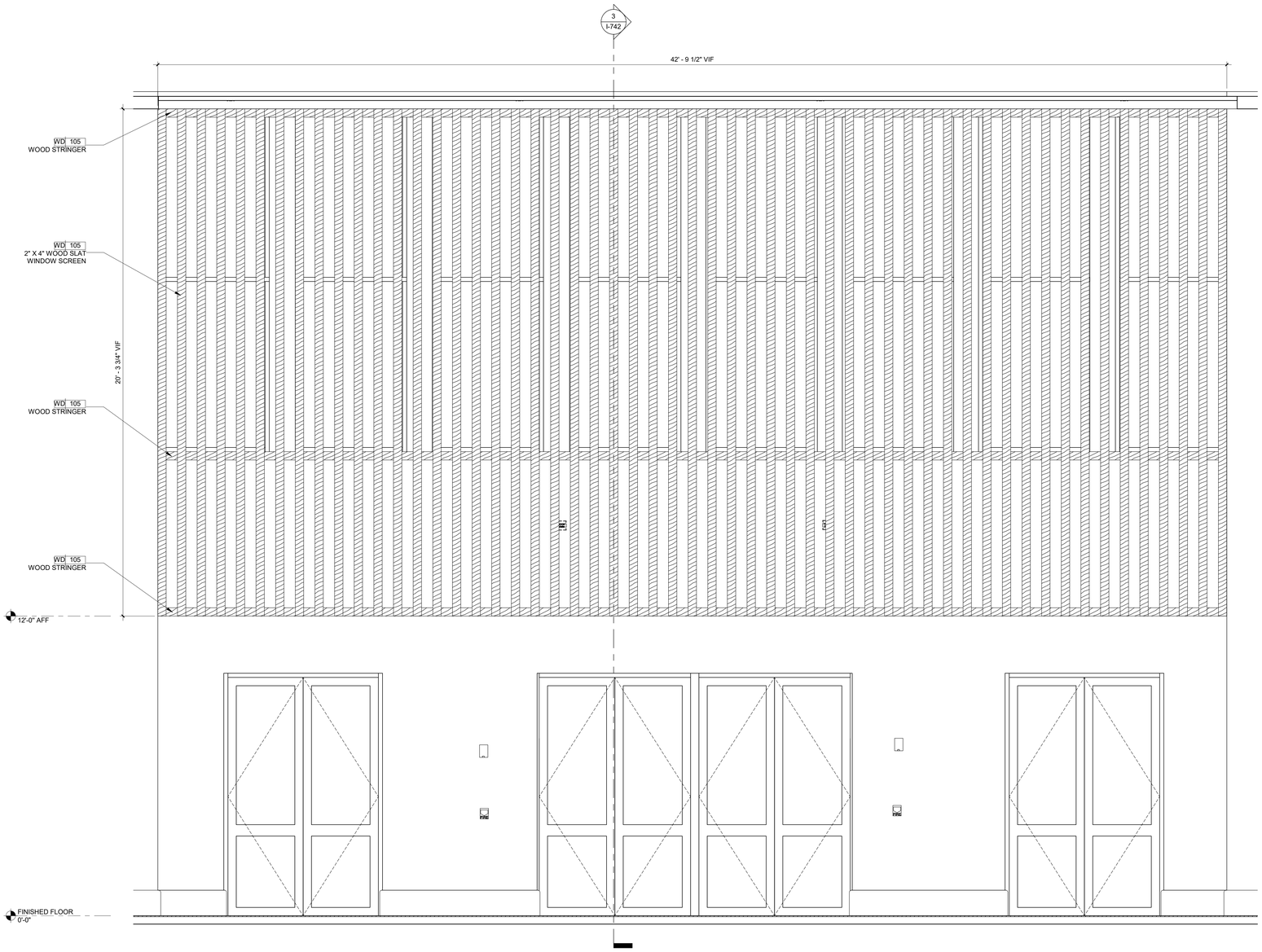

2 PREFUNCTION WINDOW SCREEN ELEVATION

1/2" = 1'-0"

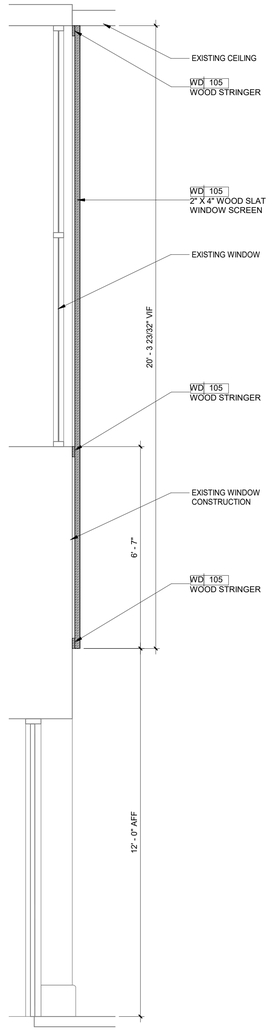

3 PREFUNCTION WINDOW SCREEN SECTION

1/2" = 1'-0"

1/18/2022 11:59:46 AM
The original size of this drawing is 30"x42"
Copyright © 2011 WATG. All rights reserved.

Wimberly INTERIORS
a design studio of WATG
strategy planning architecture landscape interiors
new york | NY | 212 274 2626 watg.com

ROYAL BLUE HOSPITALITY, LLC

PO BOX 9832
SAN JUAN, PR 00908
PUERTO RICO

client | consultant

stamp | approval

key plan

90% CD SET - CONVENTION CENTER | GRAND ATLANTIC WING | JAN 14, 2022 |

no.	date	issue

issues | revisions

EL CONQUISTADOR RESORT

1000 EL CONQUISTADOR AVENUE
FAJARDO, PR 00738-3711
PUERTO RICO

project logo

BUILDING #1 MAIN BUILDING (MB) - GRAND ATLANTIC PREFUNCTION WINDOW SCREEN DETAILS

sheet title

project no. 195056 date 01/12/22

checked by: Checker
drawn by: Author

B1
component

I-742
sheet no.

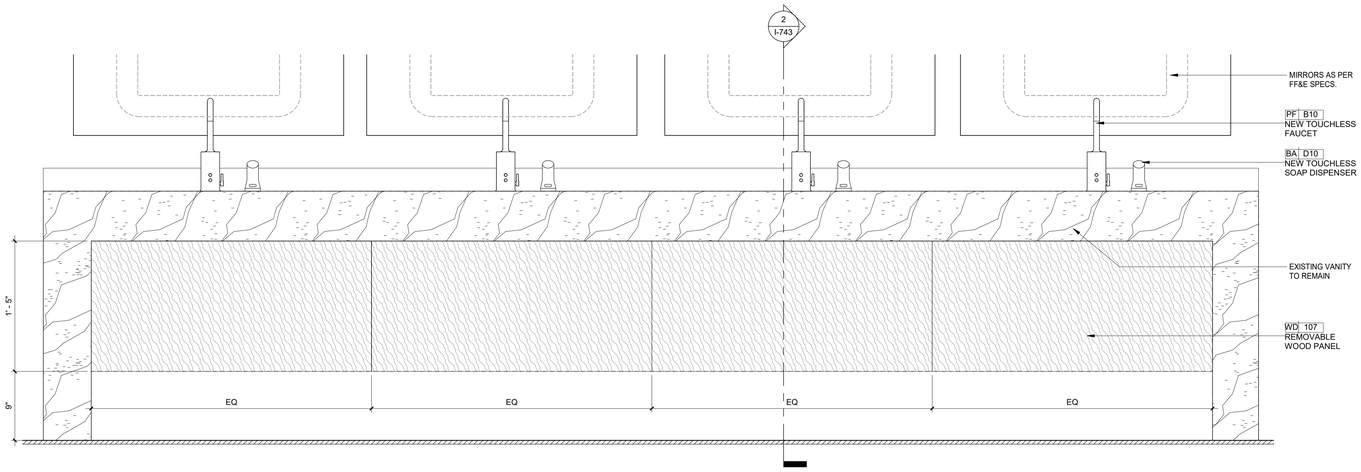

1 ATLANTIC RESTROOM VANITY ELEVATION
1 1/2" = 1'-0"

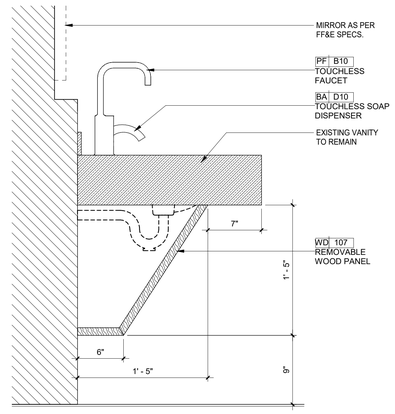

2 ATLANTIC RESTROOM VANITY SECTION
1 1/2" = 1'-0"

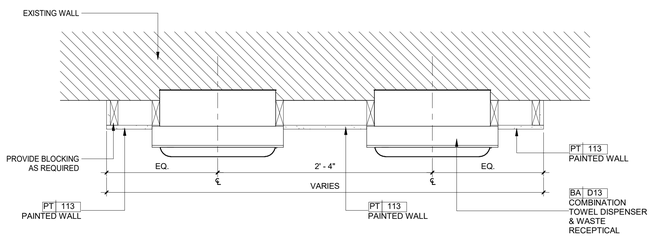

3 PAPER DISPENSER NICHE DETAIL PLAN
1 1/2" = 1'-0"

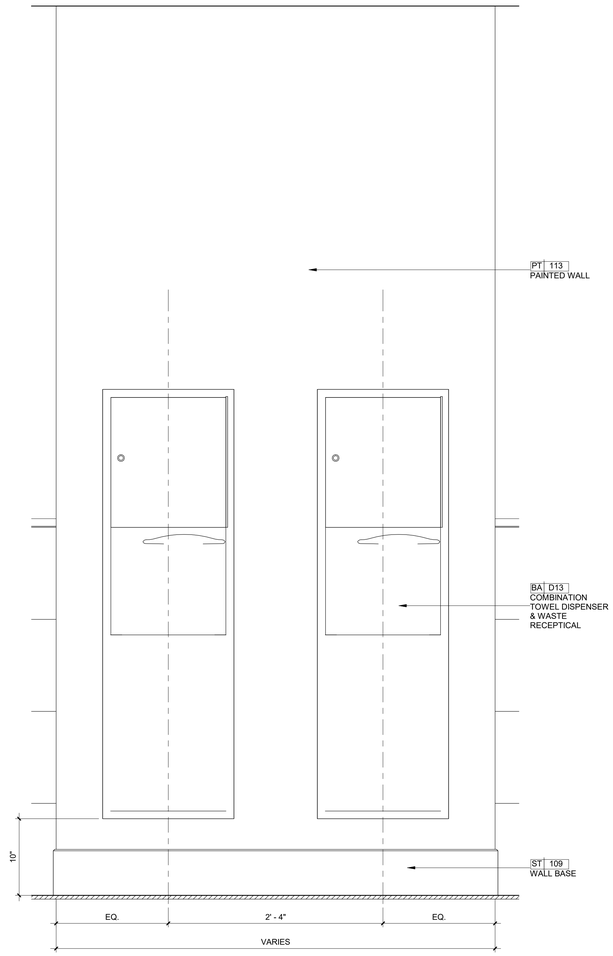

4 PAPER DISPENSER NICHE DETAIL ELEVATION
1 1/2" = 1'-0"

Copyright © 2011 WATG. All rights reserved.

1/18/2022 11:59:54 AM
The original size of this drawing is 30"x42"

90% CD SET - CONVENTION CENTER | GRAND ATLANTIC WING | JAN 14, 2022 |

Wimberly INTERIORS
a design studio of WATG

strategy planning architecture landscape interiors

new york | NY | 212 274 2626 watg.com

ROYAL BLUE HOSPITALITY, LLC

PO BOX 9832
SAN JUAN, PR 00908
PUERTO RICO

client | consultant

stamp | approval

key plan

no.	date	issue

issues | revisions

EL CONQUISTADOR RESORT

1000 EL CONQUISTADOR AVENUE
FAJARDO, PR 00738-3711
PUERTO RICO

project logo

BUILDING #1 MAIN BUILDING (MB) - ATLANTIC WING RESTROOMS DETAILS

sheet title

project no. 195056 date 01/14/22

checked by: Checker
drawn by: Author

B1
component

I-743
sheet no.

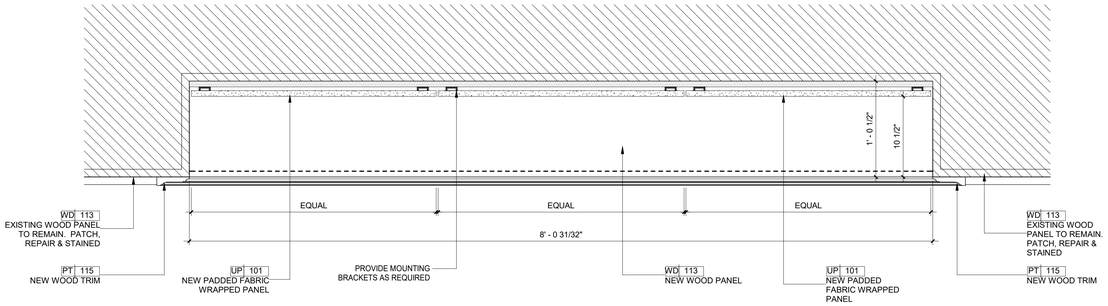

1 ATLANTIC BALLROOM NICHE DETAIL PLAN

1 1/2" = 1'-0"

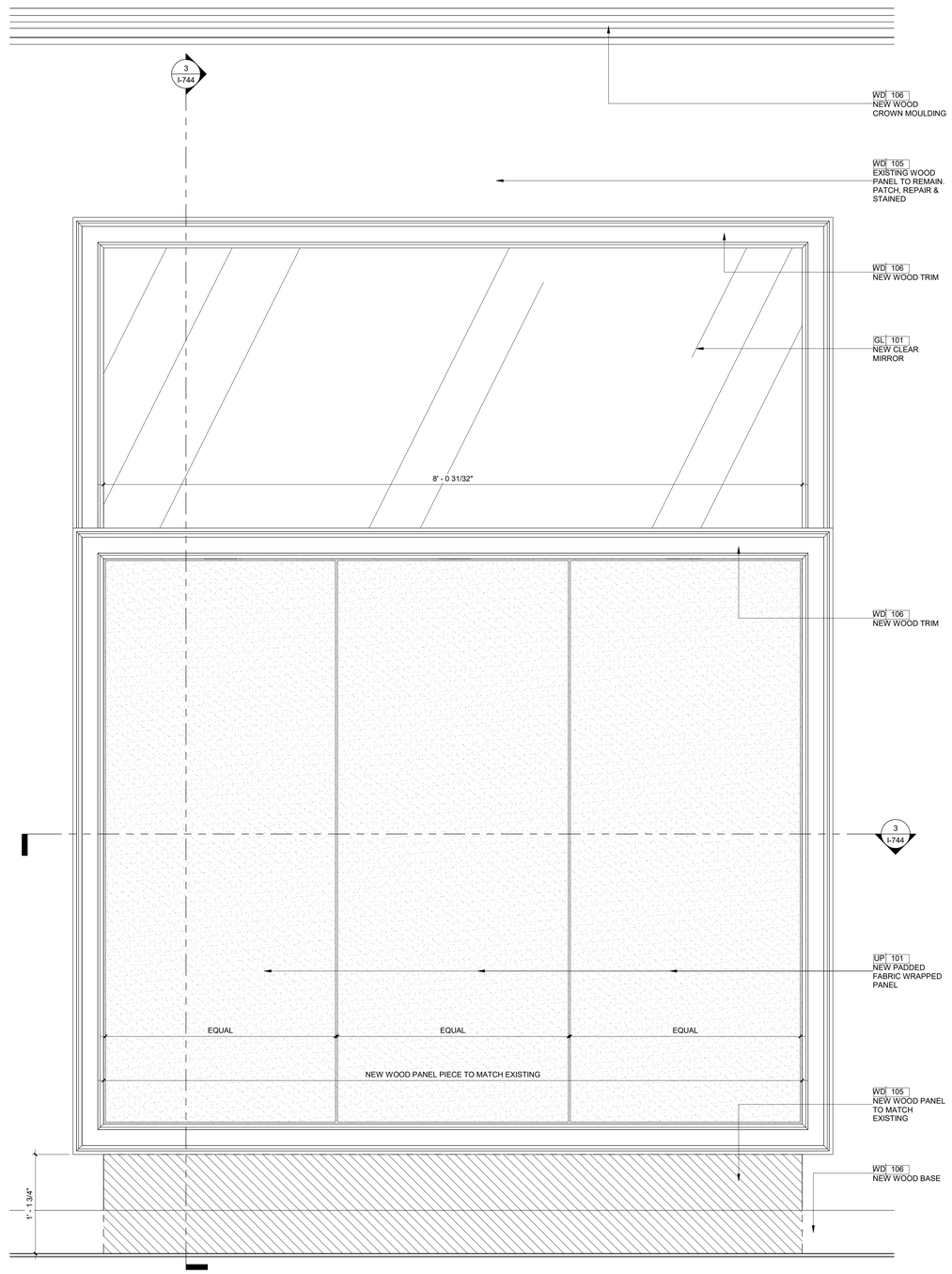

2 ATLANTIC BALLROOM NICHE DETAIL ELEVATION

1 1/2" = 1'-0"

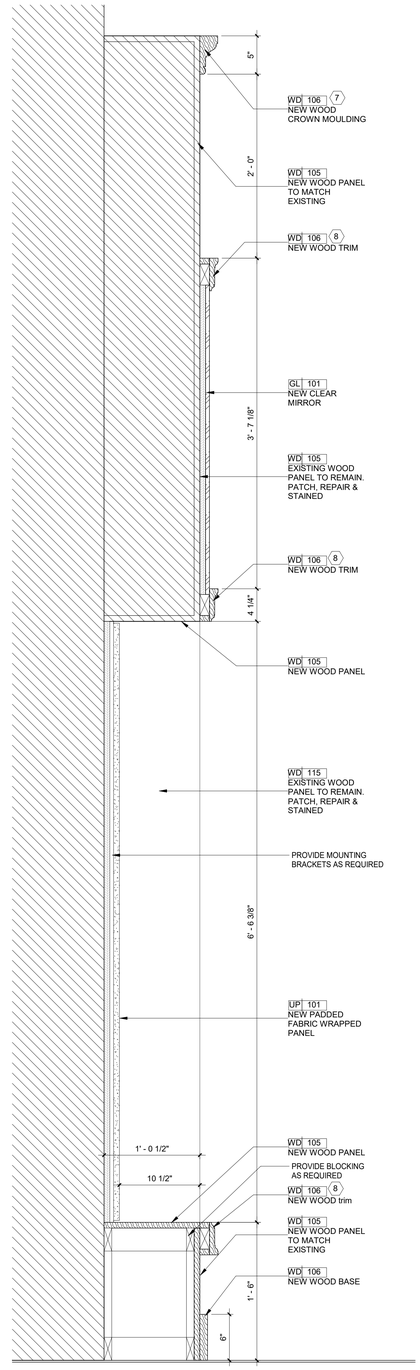

3 ATLANTIC BALLROOM NICHE DETAIL SECTION

1 1/2" = 1'-0"

1/18/2022 12:09:01 PM
The original size of this drawing is 30"x42"
Copyright © 2011 WATG. All rights reserved.

90% CD SET - CONVENTION CENTER | GRAND ATLANTIC WING | JAN 14, 2022 |

Wimberly INTERIORS
a design studio of WATG
strategy planning architecture landscape interiors
new york | NY | 212 274 2626 watg.com

client | consultant

ROYAL BLUE HOSPITALITY, LLC
PO BOX 9832
SAN JUAN, PR 00908
PUERTO RICO

stamp | approval

key plan

no.	date	issue

issues | revisions

EL CONQUISTADOR RESORT
1000 EL CONQUISTADOR AVENUE
FAJARDO, PR 00738-3711
PUERTO RICO

project logo

BUILDING #1 MAIN BUILDING (MB) - ATLANTIC WING BALLROOM DETAILS

sheet title

project no. 195056 date 01/14/22

checked by: Checker
drawn by: Author

B1
component

I-744
sheet no.

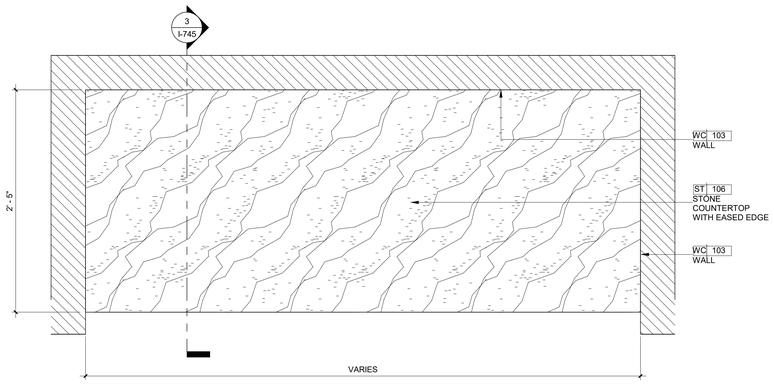

1 ATLANTIC MEETING COUNTER DETAIL PLAN

1 1/2" = 1'-0"

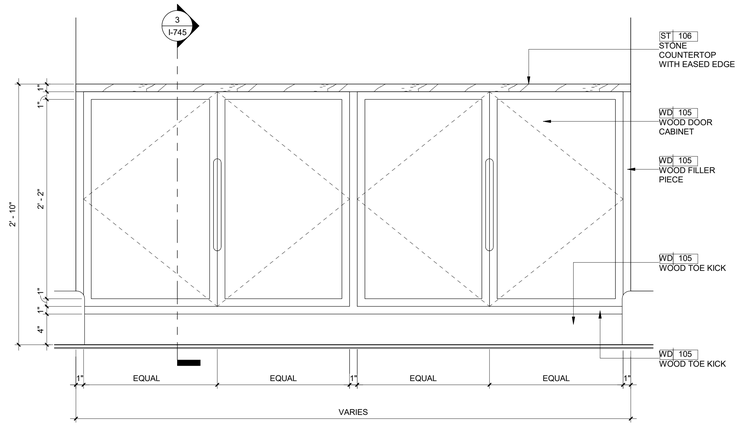

2 ATLANTIC MEETING COUNTER DETAIL ELEVATION

1 1/2" = 1'-0"

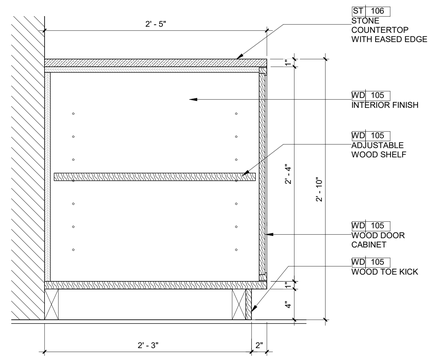

3 ATLANTIC MEETING COUNTER DETAIL SECTION

1 1/2" = 1'-0"

90% CD SET - CONVENTION CENTER | GRAND ATLANTIC WING | JAN 14, 2022 |

Wimberly INTERIORS

a design studio of WATG

strategy planning architecture landscape interiors

new york | NY | 212 274 2626 watg.com

ROYAL BLUE HOSPITALITY, LLC

PO BOX 9832
SAN JUAN, PR 00908
PUERTO RICO

client | consultant

stamp | approval

key plan

no. date issue

issues | revisions

EL CONQUISTADOR RESORT

1000 EL CONQUISTADOR AVENUE
FAJARDO, PR 00738-3711
PUERTO RICO

BUILDING #1 MAIN BUILDING (MB) - ATLANTIC MEETING COUNTER DETAIL ELEVATION

sheet title

project no. 195056 date 01/14/22

checked by: Checker
drawn by: Author

B1

component

I-745

sheet no.

1/18/2022 12:00:07 PM
The original size of this drawing is 30"x42" Copyright © 2011 WATG. All rights reserved.

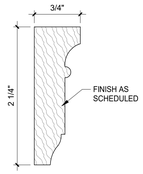

1 **PROFILE #1**
12" = 1'-0"

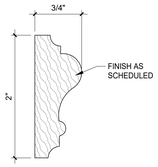

2 **PROFILE #2**
12" = 1'-0"

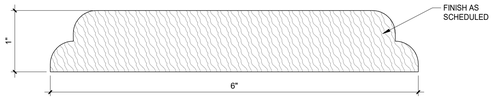

3 **PROFILE #3**
12" = 1'-0"

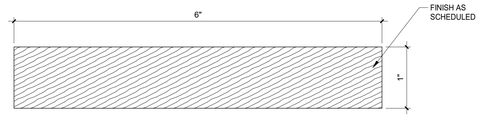

4 **PROFILE #4**
12" = 1'-0"

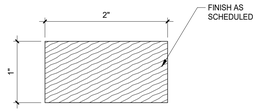

5 **PROFILE #5**
12" = 1'-0"

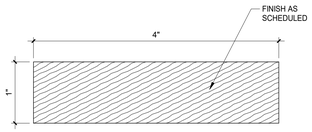

6 **PROFILE #6**
12" = 1'-0"

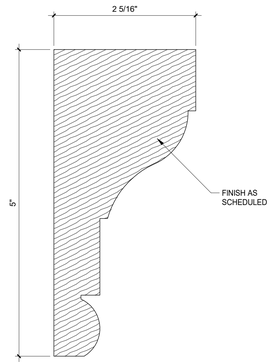

7 **PROFILE #7**
12" = 1'-0"

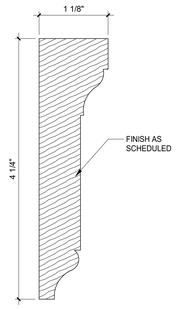

8 **PROFILE #8**
12" = 1'-0"

1/18/2022 12:00:08 PM
The original size of this drawing is 30"x42"
Copyright © 2011 WATG. All rights reserved.

90% CD SET - CONVENTION CENTER | GRAND ATLANTIC WING | JAN 14, 2022 |

Wimberly INTERIORS
a design studio of WATG
strategy planning architecture landscape interiors
new york | NY | 212 274 2626 watg.com

ROYAL BLUE HOSPITALITY, LLC
PO BOX 9832
SAN JUAN, PR 00908
PUERTO RICO

client | consultant

stamp | approval

key plan

no.	date	issue
1	01/07/2022	90% CD SET - CONVENTION CENTER GRAND CARIBBEAN WING

issues | revisions

EL CONQUISTADOR RESORT
1000 EL CONQUISTADOR AVENUE
FAJARDO, PR 00738-3711
PUERTO RICO

project logo

BUILDING #1 MAIN BULDING (MB) - MOULDING PROFILES
sheet title

project no. 195056 date 01/06/22

checked by: Checker
drawn by: Author

B1
component

I-790
sheet no.

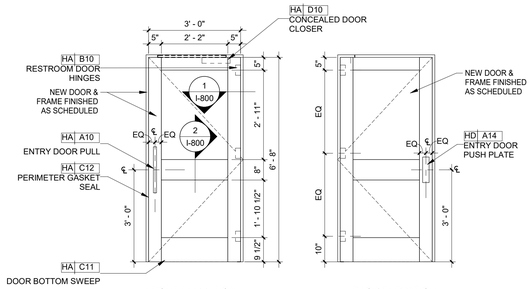

FRONT ELEVATION **BACK ELEVATION**

LOCATION	MAIN POOL RESTROOMS
DESCRIPTION	ENTRY DOOR
DOOR TAG	D100
SIZE	AS PER ARCH. DRAWINGS (3-0" W x 6'-8" H PREFERRED)
HARDWARE	
HARDWARE SET	FINISH
HA A10 ENTRY DOOR PULL	US10BE DARK OXIDIZED SATIN BRONZE
HA A14 DOOR PUSH PLATE	US10BE DARK OXIDIZED SATIN BRONZE
HA B10 HINGES	AGED BRONZE
HA C10 DOOR STOP	US10BE DARK OXIDIZED SATIN BRONZE
HA C11 DOOR BOTTOM SWEEEP	D - DARK BRONZE ANODIZED ALUMNUM WITH BLACK SOFT BRUSH INSERT
HA C12 PERIMETER GASKET SEAL	D - DARK BROWN SILICONE
HA D10 CONCEALED DOOR CLOSER	

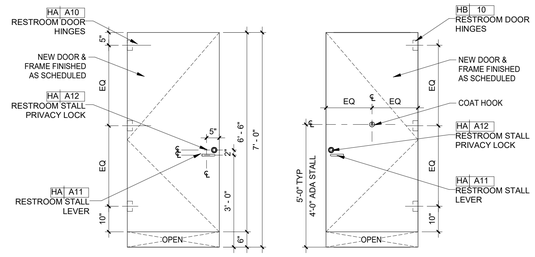

FRONT ELEVATION **BACK ELEVATION**

LOCATION	MAIN POOL RESTROOMS
DESCRIPTION	STALL DOOR
DOOR TAG	D101
SIZE	AS PER ARCH. DRAWINGS (3-0" W x 6'-6" H PREFERRED)
HARDWARE	
HARDWARE SET	FINISH
HA A11 DOOR LEVER	OIL RUBBED BRONZE
HA 12 PRIVACY LOCK	613 OIL RUBBED BRONZE
HA B10 HINGES	AGED BRONZE
HA C10 DOOR STOP	US10BE DARK OXIDIZED SATIN BRONZE

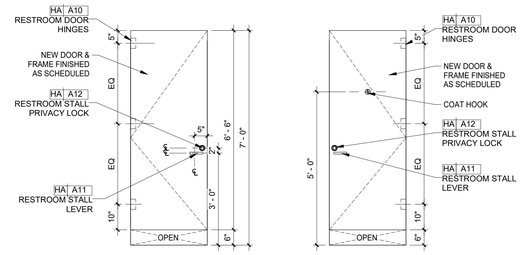

FRONT ELEVATION **BACK ELEVATION**

LOCATION	MAIN POOL RESTROOMS
DESCRIPTION	STALL DOOR
DOOR TAG	D102
SIZE	AS PER ARCH. DRAWINGS (2'-6" W x 6'-6" H PREFERRED)
HARDWARE	
HARDWARE SET	FINISH
HA A11 DOOR LEVER	OIL RUBBED BRONZE
HA 12 PRIVACY LOCK	613 OIL RUBBED BRONZE
HA B10 HINGES	AGED BRONZE
HA C10 DOOR STOP	US10BE DARK OXIDIZED SATIN BRONZE

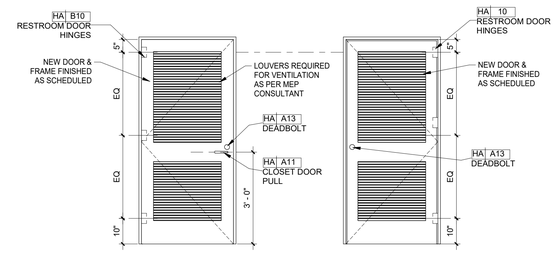

FRONT ELEVATION **BACK ELEVATION**

LOCATION	MAIN POOL RESTROOMS
DESCRIPTION	JAN CLOSET & MECH ROOM
DOOR TAG	D103
SIZE	AS PER ARCH. DRAWINGS (2'-6" W x 6'-6" H PREFERRED)
HARDWARE	
HARDWARE SET	FINISH
HA A11 DOOR LEVER	OIL RUBBED BRONZE
HA A13 DEADBOLT	OIL RUBBED BRONZE
HA B10 HINGES	AGED BRONZE
HA C10 DOOR STOP	US10BE DARK OXIDIZED SATIN BRONZE

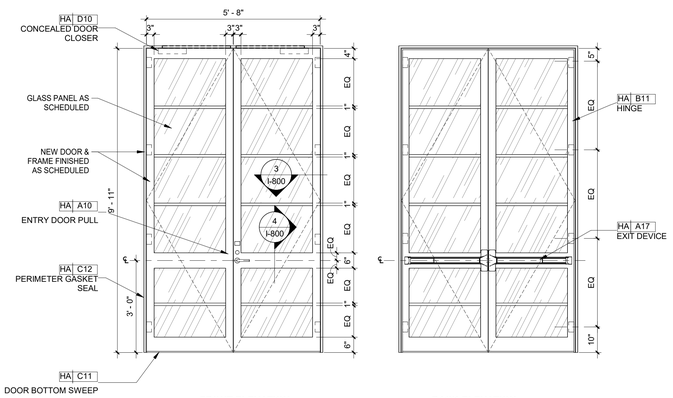

FRONT ELEVATION **BACK ELEVATION**

LOCATION	GRAND CARIBBEAN BALLROOM
DESCRIPTION	ENTRY DOOR
DOOR TAG	D104
SIZE	AS PER ARCH. DRAWINGS (5-8" W x 11'-2 1/2" H PREFERRED)
HARDWARE	
HARDWARE SET	FINISH
HA A16 ENTRY DOOR PULL	US10B SATIN OXIDIZED BRONZE, OIL RUBBED
HA A17 EXIT DEVICE	BLACK ANODIZED BRONZE
HA B11 HINGES	AGED BRONZE
HA C10 DOOR STOP	US10BE DARK OXIDIZED SATIN BRONZE
HA C11 DOOR BOTTOM SWEEEP	D - DARK BRONZE ANODIZED ALUMNUM WITH BLACK SOFT BRUSH INSERT
HA C12 PERIMETER GASKET SEAL	D - DARK BROWN SILICONE
HA D10 CONCEALED DOOR CLOSER	

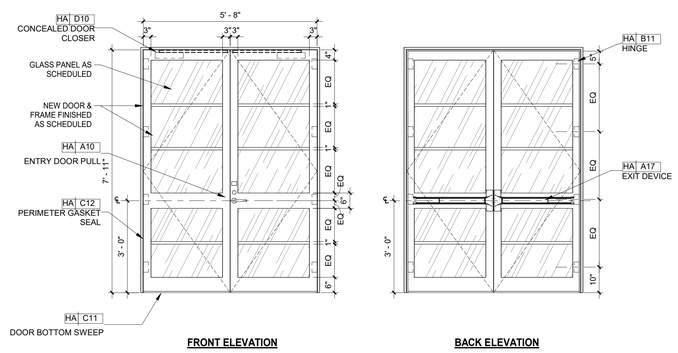

FRONT ELEVATION **BACK ELEVATION**

LOCATION	GRAND CARIBBEAN BALLROOM
DESCRIPTION	ENTRY DOOR
DOOR TAG	D105
SIZE	AS PER ARCH. DRAWINGS (5-8" W x 7'11" H PREFERRED)
HARDWARE	
HARDWARE SET	FINISH
HA A16 ENTRY DOOR PULL	US10B SATIN OXIDIZED BRONZE, OIL RUBBED
HA A17 EXIT DEVICE	BLACK ANODIZED BRONZE
HA B11 HINGES	AGED BRONZE
HA C10 DOOR STOP	US10BE DARK OXIDIZED SATIN BRONZE
HA C11 DOOR BOTTOM SWEEEP	D - DARK BRONZE ANODIZED ALUMNUM WITH BLACK SOFT BRUSH INSERT
HA C12 PERIMETER GASKET SEAL	D - DARK BROWN SILICONE
HA D10 CONCEALED DOOR CLOSER	

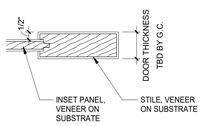

1 RESTROOM ENTRY DOOR DETAIL
3" = 1'-0"

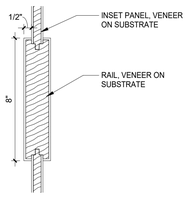

2 RESTROOM ENTRY DOOR DETAIL
3" = 1'-0"

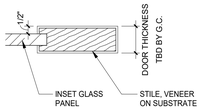

3 CARIBBEAN BALLROOM ENTRY DOOR DETAIL
3" = 1'-0"

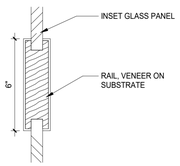

4 CARIBBEAN BALLROOM ENTRY DOOR DETAIL
3" = 1'-0"

NOTE: EXISTING ENTRY DOORS TO BE REUSED. REFURBISH DAMAGED DOORS OR PROVIDE A NEW DOOR TO MATCH EXISTING DOOR STYLE IF EXISTING DOOR IS BEYOND REPAIR

Copyright © 2011 WATG. All rights reserved.

1/18/2022 12:00:12 PM
The original size of this drawing is 30"x42"

Wimberly INTERIORS

strategy planning architecture landscape interiors

new york | NY | 212 274 2626 watg.com

client | consultant

stamp | approval

key plan

no.	date	issue
2	01/07/2022	90% CD SET - CONVENTION CENTER GRAND CARIBBEAN WING
1	05/11/2021	MAIN BUILDING REVISED

issues | revisions

90% CD SET - CONVENTION CENTER | GRAND ATLANTIC WING | JAN 14, 2022 |

project logo

BUILDING #1 MAIN BUILDING (MB) - DOOR STYLES

sheet title

project no. 195056 date 03/18/19

checked by: Checker
drawn by: Author

B1
component

I-800
sheet no.

EL CONQUISTADOR RESORT

EL CONQUISTADOR RESORT

1000 EL CONQUISTADOR AVENUE
FAJARADO, PR 00738-3711
PUERTO RICO

BUILDING #1 - MAIN BUILDING

90% CD SET - CONVENTION CENTER | GRAND CARIBBEAN WING |
REV 1 | JAN 07, 2022

Wimberly
INTERIORS

a design studio of WATG

ABBREVIATIONS

A/C	AIR CONDITIONING	EMER.	EMERGENCY	OPP.	OPPOSITE
ACT.	ACOUSTICAL TILE	ENCL.	ENCLOSURE	OVHD.	OVERHEAD
ADJ.	ADJUSTABLE	EQ.	EQUAL	PNT.	PAINT
A.F.F.	ABOVE FINISH FLOOR	EQPT.	EQUIPMENT	REF.	REFERENCE
A.P.	ACCESS PANEL	E.W.	EACH WAY	REFR.	REFRIGERATOR
ALT.	ALTERNATE	EXIST.	EXISTING	REINF.	REINFORCING
APPR.	APPROXIMATE	EXT.	EXTERIOR	REQ.	REQUIRED
ARCH.	ARCHITECTURAL	F.E.C.	FIRE EXTINGUISHER CABINET	REV.	REVISED/REVERSED
BLDG.	BUILDING	F.F.	FIELD FIT TO EXISTING OPENING	R.H.	ROBE HOOK
BLK.	BLOCK, BLOCKING	FIN.	FINISH	SIM.	SIMILAR
BOT.	BOTTOM	FL.	FLOOR	SYM.	SYMMETRICAL
B/S	BOTH SIDES	F.O.F.	FACE OF FINISH	TEL.	TELEPHONE
CAB.	CABINET	FT.	FOOT, FEET	T&G	TONGUE & GROOVE
CLG.	CEILING	GL.	GLASS, GLAZING	THR.	THRESHOLD
CLO.	CLOSET	HORIZ.	HORIZONTAL	T.O.W.	TOP OF WALL
CLR.	CLEAR	HGT.	HEIGHT	T.S	TUBE STEEL
COL.	COLUMN	I.D.	INSIDE DIAMETER	T.V.	TELEVISION
CONC.	CONCRETE	INT.	INTERIOR	TYP.	TYPICAL
CONSTR.	CONSTRUCTION	LAM.	LAMINATE	UNF.	UNFINISHED
CONT.	CONTINUOUS	LT.	LIGHT	U.O.N.	UNLESS OTHERWISE NOTED
CONTR.	CONTRACTOR	LVR.	LOUVER	VEST.	VESTIBULE
CORR.	CORRIDOR	MAT.	MATERIAL	V.I.F.	VERIFY IN FIELD
DBL.	DOUBLE	MISC.	MISCELLANEOUS	VNR.	VENEER
DEPT.	DEPARTMENT	MTD.	MOUNTED	W/	WITH
DET.	DETAIL	MTG.	MOUNTING	WD.	WOOD
DIA.	DIAMETER	MLT.	METAL	W.O.	WHERE OCCURS
DIM.	DIMENSION	N.I.C.	NOT IN CONTRACT	W/O	WITHOUT
DISP.	DISPENSER	NO(S).	NUMBER(S)	WSCT.	WAINSCOT
DN.	DOWN	NOM.	NOMINAL	&	AND
DR.	DOOR	N.T.S.	NOT TO SCALE	@	AT
DWG.	DRAWING	O.A.	OVERALL	#	NUMBER
DWR.	DRAWER	O.C.	ON CENTER		
EA.	EACH	O.D.	OUTSIDE DIAMETER		
ELEC.	ELECTRICAL	O.F.C.I.	OWNER FURNISHED CONTRACTOR INSTALLED		
ELEV.	ELEVATOR				

SHEET NUMBER LEGEND

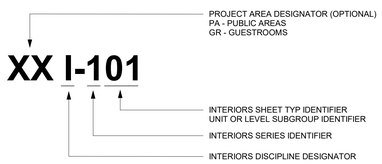

SHEET TYPE REFERENCE

I-000	COVER SHEET/INTERIOR SHEET INDEX/GENERAL NOTES
I-100	INTERIOR OVERALL / ENLARGED KEY PLANS
I-200	ENLARGED FINISH PLANS
I-300	ENLARGED ELECTRICAL / DATA PLANS
I-400	ENLARGED REFLECTED CEILING PLANS
I-500	OVERALL / ENLARGED FF&E PLANS
I-600	INTERIOR ELEVATIONS
I-700	DETAILS
I-800	DOOR STYLES

INTERIOR DRAWING FINISH LEGEND

AREAS	FINISH CODES	FF&E CODES
B1 MAIN BUILDING	XX-100's	
CAFE BELLA VISTA		BV-XXX
SPLASH BAR		SB-XXX
MEZZANINE TERRACE		MRT-XXX
MAIN POOL		PL-XXX
MAIN LOBBY		ML-XXX
BAR 21		B21-XXX
MAIN POOLL RESTROOMS		PR-XXX
CONVENTION CENTER		CC-XXX

ELECTRICAL REFERENCE

POWER SUPPLY DEVICES
- SIMPLEX
- DUPLEX ELECTRICAL POWER OUTLET
- TRIPLEX ELECTRICAL POWER OUTLET
- QUADRAPLEX ELECTRICAL POWER OUTLET

- WATERPROOF SIMPLEX ELECTRICAL POWER OUTLET
- WATERPROOF DUPLEX ELECTRICAL POWER OUTLET
- WATERPROOF TRIPLEX ELECTRICAL POWER OUTLET
- WATERPROOF QUADRAPLEX ELECTRICAL POWER OUTLET

- GROUND FAULT SIMPLEX ELECTRICAL POWER OUTLET
- GROUND FAULT DUPLEX ELECTRICAL POWER OUTLET
- GROUND FAULT TRIPLEX ELECTRICAL POWER OUTLET
- GROUND FAULT QUADRAPLEX ELECTRICAL POWER OUTLET

- SPLIT WIRE, SWITCHED, DUPLEX ELECTRICAL POWER OUTLET
- SPLIT WIRE, SWITCHED, QUADRAPLEX ELECT'L POWER OUTLET

- SPECIAL PURPOSE OUTLET
- FLOOR MOUNTED ELECTRICAL POWER OUTLET

- WALL MOUNTED ELECT'L POWER JUNCTION BOX
- CEILING MOUNTED ELECTRICAL POWER JUNCTION BOX

- CLOCK (RECESSED) ELECT POWER OUTLET (PLAN VIEW)
- CLOCK (RECESSED) ELECT POWER OUTLET (ELEVATION VIEW)

SWITCHING DEVICES
- SWITCH
- THREE POLE SWITCH
- MULTIPLE POLE SWITCH (NUMBER INDICATES MULTIPLES)
- TIMER SWITCH
- MASTER SWITCH
- DOOR BELL SWITCH
- DIMMER SWITCH
- THREE POLE DIMMER SWITCH
- CONTROL/UTILITY PANEL
- EXISTING OUTLET/SWITCH (ELEV.)

SIGNAL:TELEPHONE - DATA - TV - COMMUNICATIONS
- WALL MOUNTED TELEPHONE
- FLOOR MOUNTED DATA OUTLET
- WALL MOUNTED DATA/PHONE OUTLET
- WALL MOUNTED DATA OUTLET
- FLOOR MOUNTED TELEPHONE
- WALL MOUNTED TELEVISION CABLE OUTLET
- FLOOR MOUNTED TELEVISION CABLE OUTLET
- WALL MOUNTED MICROPHONE OUTLET
- FLOOR MOUNTED MICROPHONE OUTLET
- WALL MOUNTED SPEAKER
- CEILING MOUNTED SPEAKER

LIGHTING FIXTURES
- SURFACE MOUNTED FIXTURE
- ACCENT LIGHT/WALL WASHER
- NEW RECESSED DOWNLIGHT
- NEW RECESSED SHOWER LIGHT
- SURFACE MOUNTED FLUORESCENT
- RECESSED FLUORESCENT

FIRE & LIFE SAFETY DEVICES
- WALL MOUNTED EXIT LIGHT
- CEILING MOUNTED EXIT LIGHT
- WALL MOUNTED SPRINKLER
- CEILING MOUNTED SPRINKLER
- WALL MOUNTED SMOKE DETECTOR
- CEILING MOUNTED SMOKE DETECTOR
- FIRE ALARM STATION
- AUDIO VISUAL ALARM DEVICE
- FIRE / SMOKE DETECTOR

NOTE: ALL LIFE SAFETY EQUIPMENT TO BE SPECIFIED AND LOCATED BY LIFE SAFETY CONTRACTOR IN FIELD.

HVAC - MECHANICAL
- WALL DIFFUSER
- THERMOSTAT
- RETURN AIR GRILLE
- SUPPLY AIR GRILLE
- EXHAUST VENT
- SLOT DIFFUSER

NOTE: REFER TO ENGINEER & LIGHTING DESIGNER DRAWINGS FOR ADDITIONAL SYMBOLS

GRAPHIC SYMBOLS

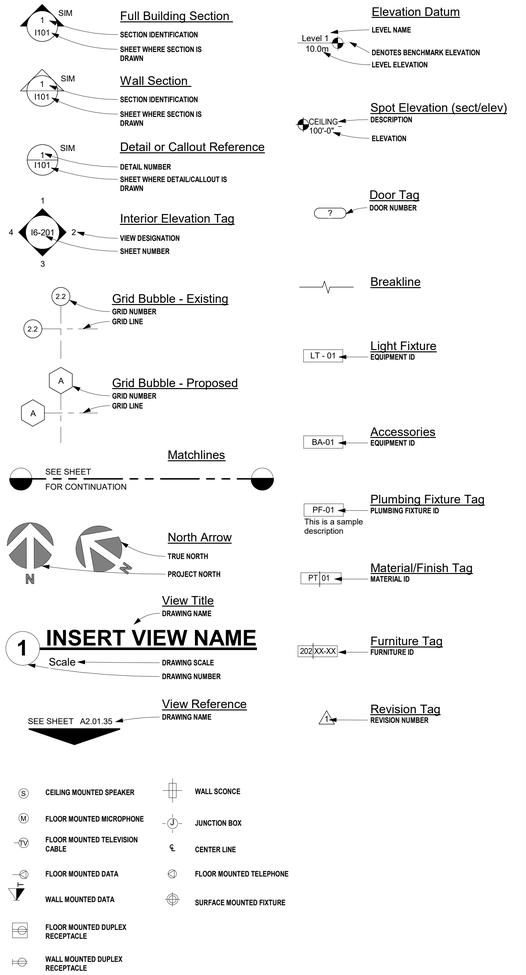

GENERAL NOTES

1 THE SCOPE OF WORK TO BE PERFORMED IS AS DESCRIBED IN THESE GENERAL NOTES, AND AS SHOWN ON THE ACCOMPANYING DRAWINGS, WITH FURTHER EXPLANATORY DETAILS AS REQUIRED. THE WORK SHALL INCLUDE ALL LABOR AND MATERIALS REQUIRED TO COMPLETE THE PROJECT AS INDICATED IN THE CONTRACT DOCUMENTS.

2 THE GENERAL CONTRACTOR SHALL NOTIFY THE OWNER AND DESIGNER IMMEDIATELY IF HE CANNOT COMPLY WITH ALL NOTES CALLED FOR THIS SHEET AND ALL OTHER WIMBERLY INTERIOR DRAWINGS OR SPECIFICATIONS.

3 ALL DESIGN DRAWINGS AND ALL CONSTRUCTION NOTES ARE COMPLEMENTARY, AND WHAT IS CALLED FOR BY EITHER WILL BE BINDING AS IF CALLED FOR BY ALL. ANY WORK SHOWN OR REFERRED TO ANY ONE SET OF DRAWINGS SHALL BE PROVIDED AS THOUGH SHOWN ON ALL RELATED DRAWINGS.

4 ALL WORK LISTED OR IMPLIED ON THE DESIGN DRAWING SHEETS OR NOTES SHOULD BE SUPPLIED OR INSTALLED BY THE GENERAL CONTRACTOR UNLESS OTHERWISE NOTED. HOWEVER, IT IS EXPECTED THAT THE GENERAL CONTRACTOR SHALL CLOSELY COORDINATE HIS WORK WITH OTHER CONTRACTORS WHO SUPPLY OR INSTALL ADDITIONAL ITEMS AND ASSURE ALL SCHEDULES ARE MET.

5 THE CONSTRUCTION NOTES AND DRAWINGS ARE SUPPLIED TO ILLUSTRATE THE DESIGN AND GENERAL TYPE OF CONSTRUCTION DESIRED AND ARE INTENDED TO IMPLY A PREMIUM QUALITY OF CONSTRUCTION, MATERIAL AND WORKMANSHIP THROUGHOUT.

6 UPON ACCEPTANCE OF DRAWINGS, THE GENERAL CONTRACTOR ASSUMES FULL RESPONSIBILITY FOR THE CONSTRUCTION, MATERIALS AND WORKMANSHIP OF THE PROJECT DESCRIBED IN THESE NOTES AND WILL BE EXPECTED TO COMPLY WITH THE SPIRIT AS WELL AS THE LETTER IN WHICH THEY WERE WRITTEN.

7 THE GENERAL CONTRACTOR SHALL MAINTAIN A CURRENT AND COMPLETE SET OF CONSTRUCTION DOCUMENTS ON SITE DURING ALL PHASES OF CONSTRUCTION FOR USE BY ALL TRADES OR SUB-CONTRACTORS.

8 THE GENERAL CONTRACTOR SHALL PROVIDE ALL NECESSARY PROTECTION FOR HIS WORK UNTIL TURNED OVER TO THE OWNER/CLIENT.

9 THE GENERAL CONTRACTOR SHALL SUBMIT ALL FABRICATION SHOP DRAWINGS, AND FIXTURE CATALOGUE CUT SHEETS TO THE DESIGNER FOR APPROVAL. ALL SHOP DRAWINGS AND CUTS SIGNED "APPROVED" SHALL SUPERSEDE ORIGINAL DRAWINGS IN DESIGN APPEARANCE ONLY. ID CONTRACTOR SHALL ASSUME RESPONSIBILITY FOR ERRORS/OMMISIONS IN THESE DRAWINGS.

10 PRIOR TO BEGINNING WORK, THE GENERAL CONTRACTOR SHALL PROVIDE WIMBERLY INTERIORS A CONSTRUCTION SCHEDULE SHOWING CHRONOLOGICAL PHASES OF HIS WORK AND ALL RELATED WORK FOR THE COMPLETION OF THE PROJECT. THIS SCHEDULE SHALL INDICATE ALL ORDERING LEAD TIME, LENGTH OF TIME FOR EACH PHASE, ITS START AND COMPLETION WITH A PROJECTED COMPLETION DATE.

11 THE GENERAL CONTRACTOR, HIS SUBCONTRACTORS OR ANY OTHER CONTRACTOR INVOLVED IN THIS PROJECT SHALL TAKE NOTE THAT ANY ADDITIONAL COST CAUSED BY DEFECTIVE WORK AS A RESULT OF BUT NOT LIMITED TO INTERIOR WORKMANSHIP OR MATERIALS, IMPROPER SCHEDULING OR DELINQUENT ORDERING SHALL BE BORNE BY THE PARTY RESPONSIBLE.

12 THE GENERAL CONTRACTOR SHALL FURNISH WEEKLY FIELD PROGRESS REPORTS TO THE DESIGNER FOR ALL PHASES OF CONSTRUCTION.

13 THE GENERAL CONTRACTOR SHALL FILE DRAWINGS WITH THE DEPARTMENT OF BUILDINGS, PAY FILLING FEE DEPOSIT AND OBTAIN APPROVALS AND PERMITS.

14 ALL CONSTRUCTION SHALL PER ALL APPLICABLE AND GOVERNING REGULATIONS, CODES AND AUTHORITIES.

15 ALL PLANS ARE DRAWN TO SCALE AND SHOULD BE PRINTED TO SCALE AND THEREFORE SHOULD NOT BE SCALED. REFER TO DIMENSIONS OR DESCRIPTIONS.

16 GENERAL CONTRACTOR SHALL FURNISH AND INSTALL ALL REQUIREMENTS TO COMPLY WITH FULL SAFETY STANDARDS.

17 GENERAL CONTRACTOR SHALL COORDINATE ALL WORK TO ALLOW ACCESSIBILITY AND USE OF ALL ADJACENT SPACES.

18 DURING CONSTRUCTION, EACH TRADE SHALL BE RESPONSIBLE FOR THE COST OF REPAIRING ANY DAMAGE CAUSED TO OR BY THEIR WORK.

19 REFER TO ARCHITECTURAL CONTRACT DOCUMENTS FOR ALL PERIMETER WALL DIMENSIONS. GENERAL CONTRACTOR TO VERIFY ALL DIMENSIONS, CONDITIONS, ETC., PRIOR TO BEGINNING THE CONSTRUCTION AND NOTIFY THE ARCHITECT AND DESIGNER IN WRITING OF ANY DISCREPANCIES. PROCEEDING WITH WORK SHALL CONSTITUTE ACCEPTANCE OF THE GENERAL CONTRACTOR THAT CONDITIONS ARE CORRECT, AND THE GENERAL CONTRACTOR SHALL ASSUME FULL RESPONSIBILITY.

20 ALL WRITTEN DIMENSIONS SHOULD HAVE PRECEDENCE OVER DRAWING SCALE. ALL DIMENSIONS ARE TO GRID LINE, FACE OF MASONRY OR FACE OF WALL FINISHES UNLESS OTHERWISE NOTED.

21 GENERAL CONTRACTOR TO VERIFY SIZE, LOCATION AND CHARACTERISTICS OF ALL MECHANICAL AND ELECTRICAL EQUIPMENT AND OPENINGS BEFORE CONSTRUCTION AND NOTIFY ENGINEER OF ANY DISCREPANCIES. GENERAL CONTRACTOR TO VERIFY ALL LOCATIONS OF OWNER FURNISHED EQUIPMENT AND PREPARE ALL SURFACES ACCORDINGLY.

22 "TYPICAL" MEANS TYPICAL FOR ALL SIMILAR CONDITIONS UNLESS NOTED OTHERWISE.

23 "ALIGN" MEANS THAT SIMILAR COMPONENTS OF CONSTRUCTION (E.G. WALLS, DOOR JAMBS, ETC.) SHALL ALIGN ACROSS VOIDS OR WITH EXISTING WALL, EDGE, OR CENTER LINE.

24 THE GENERAL CONTRACTOR SHALL PROVIDE ALL NECESSARY BLOCKING, BACKING, FRAMING, HANGERS OR OTHER SUPPORT FOR FIXTURES, EQUIPMENT, FURNISHINGS AND ALL ITEMS REQUIRING SAME. WHERE IT IS DEEMED NECESSARY TO ENSURE STABILITY, CONTRACTOR SHALL PROVIDE ADDITIONAL ANCHORING AND/OR BLOCKING IN STUD PARTITION FOR MILLWORK AND ARTWORK. ALL SURFACE BLOCKING IS BY MILLWORK CONTRACTOR.

25 GENERAL CONTRACTORS AND ALL SUBCONTRACTORS TO CLEAN ALL AREAS DURING AND AFTER CONSTRUCTION AND MAKE READY FOR OTHER FOLLOWING TRADES. AT FINAL PHASE, LEAVE AREA CLEAN FOR MOVE-IN.

26 ALL WALL ANGLES SHALL BE EITHER 90 OR 45 DEGREES UNLESS NOTED OTHERWISE.

27 ALL WOOD VENEERS, PLYWOOD, MILLWORK, AND BLOCKING SHALL BE FIRE RETARDANT, TREATED WOOD WITH FLAME SPREAD NO GREATER THAN 200 OR HIGHER GOVERNING STANDARD AND SHALL BEAR, PRIOR TO INSTALLATION, THE IDENTIFICATION OF AN APPROVED TESTING OR INSPECTION AGENCY CLEARLY SHOWING THE PERFORMANCE RATING OF THE PRODUCT.

28 REFER TO DRAWING DOCUMENTS AND SPECIFICATIONS FOR ALL DETAILS.

29 ARCHITECT TO COORDINATE LOCATIONS OF ANY SPRINKLER HEAD, SPEAKERS OR SPECIALTY ITEMS LOCATED ON THE REFLECTED CEILING PLAN WITH THE INTERIOR DESIGN DRAWINGS.

30 GENERAL CONTRACTOR IS TO SUBMIT CATALOGUE CUT SHEETS FOR ALL VISIBLE ELECTRICAL EQUIPMENT, SPECIFICALLY, LIGHTING FIXTURES, SWITCHES, BUZZERS, BUTTONS, DIMMERS, SPECIAL PLATES, GANG PLATES AND OTHER EQUIPMENT.

31 ALL FLOOR MOUNTED J-BOXES TO HAVE METAL CARPET PLATES AND COVER PLATES FLUSH MOUNTED UNLESS OTHERWISE NOTED AND FINISH TO BE PER INTERIOR DESIGN DRAWINGS.

32 GENERAL CONTRACTOR TO PROVIDE SHOP DRAWINGS ON ALL HANDRAILS, MILLWORK, MARBLE OR ANY OTHER SPECIALTY ITEMS FOR APPROVAL BY INTERIOR DESIGNER PRIOR TO PURCHASING AND MANUFACTURE.

33 ALL PLUMBING FIXTURES TO BE PROVIDED AND INSTALLED BY GENERAL CONTRACTOR. GENERAL CONTRACTOR TO COORDINATE WITH MILLWORK CONTRACTOR TO PROVIDE CUTOUTS AS REQUIRED.

34 GENERAL CONTRACTOR TO VERIFY WITH OWNER METHOD AND DISPOSAL OF DEMOLITION MATERIALS (IF APPLICABLE).

35 THESE DESIGN DOCUMENTS ARE INTENDED TO BE A REPRESENTATION OF THE DESIGN INTENT. THEY IN NO WAY, REPRESENT A COMPLETE MILLWORK PACKAGE NOR DETAILED SHOP DRAWINGS.

36 REFER TO ARCHITECTURAL DOCUMENTS FOR BUILDING EXTERIOR AND ADDITIONAL BACK OF HOUSE (BOH) INFORMATION AND SPECIFICATIONS. REFER TO ARCHITECTURAL DOCUMENTS FOR ALL DOOR AND HARDWARE SPECIFICATIONS AND LOCATIONS.

37 ALL MILLWORK NOTED SHALL BE STAINED OR LACQUERED, THE FINISH IS THE RESPONSIBILITY OF THE MILLWORK SUBCONTRACTOR. ALL FINISHES TO BE SHOP FINISHED.

38 ALL PAINTED HARDWOOD TRIM AND MILLWORK TO BE PAINTED WITH SEMIGLOSS FINISH UNLESS OTHERWISE NOTED. ALL FINISHES TO BE SHOP FINISHED.

39 ALL WALL COVERINGS ARE PURCHASED BY FF&E PROCUREMENT AGENT/DEPARTMENT AND INSTALLED BY ID CONTRACTOR.

40 ALL SCONCES ARE TO BE PURCHASED BY OWNER AND INSTALLED BY GENERAL CONTRACTOR.

41 LOUD SPEAKERS, BAFFLES, AIR GRILLES, SLOTS DIFFUSERS, ACCESS PANELS, FIRE CABINETS, COVER PLATES, SPRINKLER HEADS, ESCUTCHEONS, ARCH LIGHT FIXTURES, TRIMS AND VENTS ARE TO BE PAINTED TO MATCH ADJACENT SURFACES IN SEMIGLOSS FINISH (BY MANUFACTURER) UNLESS OTHERWISE NOTED.

42 MARBLE OR STONE TRESHOLDS IN ALL PUBLIC AREAS, GUESTROMS ENTRIES AND GUESTROOM BATHS TO BE SUPPLIED AND INSTALLED BY GENERAL CONTRACTOR.

43 SHOP DRAWINGS SHALL BE PROVIDED AS REQUIRED FOR MILLWORK/CUSTOM AND METAL INTERIOR ARCHTECTURAL DETAILS.

44 ERRORS, AMBIGUITIES, AND OMISSIONS: ANY ERRORS, AMBIGUITIES AND/OR OMISSIONS IN DRAWINGS AND SPECIFICATIONS SHALL BE REPORTED TO THE OWNER AND DESIGNER FOR CORRECTION BEFORE ANY PART OF THE WORK INVOLVED BEGINS. UNLESS OTHERWISE EXPRESSLY STIPULATED, NO ADDITIONAL ALLOWANCES WILL BE MADE IN THE CONTRACTOR'S FAVOR DUE TO ERRORS, AMBIGUITIES AND/OR OMISSIONS WHICH SHOULD HAVE BEEN DISCOVERED DURING THE PREPARATION OF THE BID AND DIRECTED TO THE ATTENTION OF THE OWNER AND/OR OWNER'S AGENT. REFER TO ARCHITECTURAL DOCUMENTS AND DRAWINGS FOR SPECIFICATIONS.

45 DESIGNER WILL PROVIDE, UPON WRITTEN REQUEST, CLARIFICATION OF DRAWINGS WITH THE FIELD CONDITIONS. DESIGNER WILL NOT MAKE EXHAUSTIVE, PERIODIC OR CONTINUOS ON-SITE INSPECTIONS OR OBSERVATIONS TO CHECK THE QUALITY OR QUANTITY OF CONTRACTOR'S WORK OR FOR CONTRACTOR'S COMPLIANCE WITH THE PLANS AND SPECIFICATIONS. DESIGNER HAS NOT RESPONSIBILITY FOR OR CONTROL OVER CONSTRUCTION MEANS, METHODS, TECHNIQUES, SEQUENCES OR PROCEDURES, OR SAFETY PRECAUTIONS AND PROGRAMS IN CONNECTION WITH THE WORK. DESIGNER HAS NO RESPONSIBILITY FOR ANY FAILURE BY THE CONTRACTOR TO CARRY OUT THE WORK IN ACCORDANCE WITH THE CONTRACT DOCUMENTS AND IS NOT RESPONSIBLE TO INSURE COMPLIANCE WITH THE CONTRACT DOCUMENTS. DESIGNER HAS NO RESPONSIBILITY FOR OR CONTROL OR CHARGE OVER, ANY ACTS OR OMISSIONS OF THE CONTRACTOR, SUBCONTRACTORS OR ANY OF THEIR AGENTS OR EMPLOYEES, OTHER DESIGN PROFESSIONALS, OR ANY OTHER PERSONS PERFORMING ANY WORK AT THE SITE.

46 DESIGNER MAY TRANSMIT ELECTRONIC REVIT FILES FOR CONTRACTOR'S CONVENIENCE AND REFERENCE ON THIS PROJECT. THESE FILES ARE FOR CONTRACTOR'S USE IN REVIEWING THE CONSTRUCTION DOCUMENTS, CREATING SHOP DRAWING, AND/OR AS A CONVENIENCE TO RUN PRINTS CLOSER TO THE CONSTRUCTION SITE. DESIGNER EXPRESSLY RESERVES ITS COMMON LAW COPYRIGHT AND OTHER PROPERTY RIGHTS FOR THE INFORMATION AND DRAWINGS CONTAINED IN THESE FILES. THESE FILES ARE NOT TO BE CHANGED OR TO BE ASSIGNED TO ANY THIRD PARTY, WITHOUT FIRST OBTAINING THE EXPRESSED WRITTEN PERMISSION AND CONSENT OF DESIGNER. THESE FILES ARE NOT TO BE USED BY CONTRACTOR FOR THE CONSTRUCTION OF OTHER PROJECTS OR EXTENSIONS TO THIS PROJECT, EXCEPT AS PROVIDED FOR IN THIS AGREEMENT. SHOULD THESE FILES NOT BE CLEARLY AND COMPLETELY TRANSLATED WHEN DOWNLOADED, DESIGNER IS TO BE NOTIFIED AT ONCE FOR CORRECTIONS. ANY CHANGES, MODIFICATIONS OR OMISSIONS MADE TO THESE FILES OR CAUSED TO BE MADE BY CONTRACTOR'S USE OF THESE FILES SHALL NEGATE ANY PROFESSIONAL OR CONTRACTUAL RESPONSIBILITY OR LIABILITY THAT MAY EXIST ON THE PART OF DESIGNER. IN THE EVENT OF A CONFLICT BETWEEN THE HARD-COPY CONSTRUCTION DOCUMENTS, AND ANY ELECTRONICALLY TRANSMITTED REVIT FILES, THE HARD-COPY CONSTRUCTION DOCUMENTS SHALL GOVERN AND CONTROL. BECAUSE THE DATA STORED IN THE ELECTRONIC MEDIA FORM CAN BE ALTERED, EITHER INTENTIONALLY, UN-INTENTIONALLY, BY TRANSCRIPTION, MACHINE ERROR, ENVIRONMENT FACTORS, OR BY OPERATIONS, IT IS AGREED THAT THE CONTRACTOR SHALL INDEMNIFY, DEFEND, SAVE HARMLESS DESIGNER FROM AND AGAINST ANY AND ALL CLAIMS, LIABILITIES, DAMAGES, LOSSES AND COSTS, INCLUDING BUT NOT LIMITED TO COSTS OF DEFENSE, ARISING OUT OF CHANGES OR MODIFICATION OF THE DATA IN ELECTRONIC MEDIA FORM IN THE CONTRACTOR'S POSSESSION OR RELEASED TO OTHERS BY THE CONTRACTOR.

47 FOR ANY ADDITIONAL CLARIFICATION GENERAL CONTRACTOR TO REFER BIM EXECUTION PLAN (BEP).

Wimberly INTERIORS
a design studio of WATG
strategy planning architecture landscape interiors
new york | NY | 212 274 2626 watg.com

client | consultant

ROYAL BLUE HOSPITALITY, LLC
PO BOX 9832
SAN JUAN, PR 00908
PUERTO RICO

stamp | approval

90% CD SET - CONVENTION CENTER | GRAND CARIBBEAN WING | REV 1 | JAN 07, 2022 |

key plan

no.	date	issue

issues | revisions

EL CONQUISTADOR RESORT
1000 EL CONQUISTADOR AVENUE
FAJARDO, PR 00738-3711
PUERTO RICO

project logo

BUILDING #1 MAIN BUILDING (MB) - GENERAL NOTES
sheet title

project no. 195056 date 10/14/20

checked by: MC
drawn by: AR

B1
component

I-001
sheet no.

1/7/2022 9:52:58 PM
The original size of this drawing is 30"x42"
Copyright © 2011 WATG. All rights reserved.

DRAWING SHEET INDEX

BUILDING #1 - MAIN BUILDING - SHEET INDEX

BUILDING #	SHEET #	SHEET NAME	2020-10-22 DD SET - MAIN POOL & MIRRADOR TERRACE	2020-11-06 DD SET - MAIN POOL & MIRRADOR TERRACE	2020-11-25 DD SET - ELEVATORS	2021-01-11 DD SET - MIRRADOR TERRACE	2021-01-22 DD SET - SPLASH BAR	2021-01-29 DD SET - CAFE BELLA VISTA	2021-02-19 DD SET - MAIN POOL & POOL RESTROOMS	2021-03-05 CD SET - MIRADOR TERRACE	2021-03-19 100% CD SET - MAIN BUILDING PHASE 1	2021-05-17 100% CD SET - MAIN BUILDING PHASE 1 REV 2	2021-09-24 90% DD SET - MAIN BUILDING PUBLIC AREAS PHASE 2	2021-10-15 100% DD Set - MAIN BUILDING PUBLIC AREAS PHASE 2	2021-12-03 90% CD SET - GRAND CARIBBEAN BALLROOM	2021-13 25% CD SET - MAIN BUILDING PUBIC AREAS PHASE 2	2022-01-07 90& CD Set - CONVENTION CENTER GRAND CARIBBEAN WING REV 2
B1	I-000	BUILDING #1 MAIN BUILDING (MB) -COVER SHEET	*	*	*	*	*	*	*	*	*	*	*		*	*	*
B1	I-001	BUILDING #1 MAIN BUILDING (MB) - GENERAL NOTES	*	*	*	*	*	*	*	*	*	*	*		*	*	*
B1	I-002	BUILDING #1 MAIN BUILDING (MB) - SHEET INDEX	*	*	*	*	*	*	*	*	*	*	*	*	*	*	*
B1	I-003	BUILDING #1 MAIN BUILDING (MB) - FINISH SCHEDULE			*	*	*	*	*	*	*	*	*		*	*	*
B1	I-003.1	BUILDING #1 MAIN BUILDING (MB) - FINISH SCHEDULE											*				
B1	I-004	BUILDING #1 MAIN BUILDING (MB) - LIGHTING, HARDWARE, PLUMBING FIXTURES & BATHROOM ACCESSORIES									*	*	*		*	*	*
B1	I-006	BUILDING #1 MAIN BUILDING (MB) - SCHEDULES											*	*			
B1	I-100	BUILDING #1 MAIN BUILDING (MB) - OVERALL MAIN LEVEL KEY PLAN	*	*	*		*			*	*	*	*		*	*	*
B1	I-101	BUILDING #1 MAIN BUILDING (MB) - OVERALL MAIN POOL KEY PLAN									*	*	*				
B1	I-102	BUILDING #1 MAIN BUILDING (MB) - OVERALL 2ND & 3RD LEVEL KEY PLANS	*	*	*	*		*		*	*	*	*			*	
B1	I-150	BUILDING #1 MAIN BUILDING (MB) - UPPER MAIN POOL ENLARGED KEY PLAN	*	*					*		*	*					
B1	I-151	BUILDING #1 MAIN BUILDING (MB) - LOWER MAIN POOL ENLARGED KEY PLAN	*	*					*		*	*					
B1	I-152	BUILDING #1 MAIN BUILDING (MB) - WEDDING PAVILION ENLARGED KEY PLAN	*	*					*		*	*					
B1	I-153	BUILDING #1 MAIN BUILDING (MB) - MIRADOR TERRACE ENLARGED KEY PLAN	*	*		*				*	*	*					
B1	I-154	BUILDING #1 MAIN BUILDING (MB) - CAFE BELLA VISTA KEY PLAN						*			*	*					
B1	I-155	BUILDING #1 MAIN BUILDING (MB) - SPLASH BAR KEY PLAN					*				*	*					
B1	I-156	BUILDING #1 MAIN BUILDING (MB) - POOL RESTROOMS & POOL CABANA ENLARGED KEY PLAN							*		*	*					
B1	I-157	BUILDING #1 MAIN BUILDING (MB) - HOTEL LOBBY KEY PLAN											*	*		*	
B1	I-158	BUILDING #1 MAIN BUILDING (MB) - LOBBY WAITING AREA KEY PLAN											*	*		*	
B1	I-159	BUILDING #1 MAIN BUILDING (MB) - HOTEL ATRIUM KEY PLAN											*	*		*	
B1	I-160	BUILDING #1 MAIN BUILDING (MB) - CONVENTION CENTER GRAND CARIBBEAN WING KEY PLAN											*	*	*	*	*
B1	I-161	BUILDING #1 MAIN BUILDING (MB) - CONVENTION CENTER GRAND ATLANTIC WING KEY PLAN											*	*		*	
B1	I-162	BUILDING #1 MAIN BUILDING (MB) - CONVENTION CENTER MEZZANINE MEETING AREAS KEY PLAN											*	*		*	
B1	I-163	BUILDING #1 MAIN BUILDING (MB) - MEETING ROOMS AT MEZZANINE LEVEL KEY PLAN														*	
B1	I-164	BUILDING #1 MAIN BUILDING (MB) - POINSETTIA & MAGNOLIA BOARDROOMS KEY PLAN														*	
B1	I-165	BUILDING #1 MAIN BUILDING (MB) - PABLO CASALS BOARDROOM KEY PLAN												*		*	
B1	I-166	BUILDING #1 MAIN BUILDING (MB) - MAIN LOBBY PUBLIC STROOMS KEY PLAN												*		*	
B1	I-167	BUILDING #1 MAIN BUILDING (MB) - MEZZANINE LEVEL PUBLIC RESTROOMS KEY PLAN												*		*	
B1	I-169	BUILDING #1 MAIN BUILDING (MB) - PABLO CASALS PREFUNCTION KEY PLAN														*	
B1	I-253	NOT USED								*	*	*					
B1	I-254	BUILDING #1 MAIN BUILDING (MB) - CAFE BELLA VISTA FLOOR FINISH PLAN						*			*	*					
B1	I-255	BUILDING #1 MAIN BUILDING (MB) - SPLASH BAR FLOOR FINISH PLAN					*				*	*					
B1	I-256	BUILDING #1 MAIN BUILDING (MB) - POOL RESTROOMS & POOL CABANA FINISH PLAN							*		*	*					
B1	I-257	BUILDING #1 MAIN BUILDING (MB) - HOTEL LOBBY FLOOR FINISH PLAN											*	*		*	
B1	I-258	BUILDING #1 MAIN BUILDING (MB) - LOBBY WAITING AREA FLOOR FINISH PLAN											*	*		*	
B1	I-259	BUILDING #1 MAIN BUILDING (MB) - HOTEL ATRIUM FLOOR FINISH PLAN											*	*		*	
B1	I-260	BUILDING #1 MAIN BUILDING (MB) - CONVENTION CENTER GRAND CARIBBEAN WING FLOOR FINISH PLAN											*	*	*	*	*
B1	I-261	BUILDING #1 MAIN BUILDING (MB) - CONVENTION CNETER GRAND ATLANTIC WING FLOOR FINISH PLAN											*	*		*	
B1	I-262	BUILDING #1 MAIN BUILDING (MB) - CONVENTION CENTER MEZANINE MEETING AREAS FLOOR FINISH PLAN											*	*		*	
B1	I-263	BUILDING #1 MAIN BUILDING (MB) - MEETING ROOMS AT MEZAINE LEVEL FLOOR FINISH PLAN														*	
B1	I-264	BUILDING #1 MAIN BUILDING (MB) - BOARDROOMS MAGNOLIA & POINSETTA FLOOR FINISH PLAN														*	
B1	I-265	BUILDING #1 MAIN BUILDING (MB) - BOARDROOM PABLO CASALS FLOOR FINISH PLAN														*	
B1	I-266	BUILDING #1 MAIN BUILDING (MB) - MAIN LOBBY PUBLIC RESTROOMS FLOOR FINISH PLAN												*		*	
B1	I-267	BUILDING #1 MAIN BUILDING (MB) - MEZZANINE LEVEL PUBLIC RESTROOMS FLOOR FINISH PLAN												*		*	
B1	I-269	BUILDING #1 MAIN BUILDING (MB) - PABLO CASALS PREFUNCTION FLOOR FINISH PLAN														*	
B1	I-350	BUILDING #1 MAIN BUILDING (MB) - UPPER MAIN POOL ELECTRICAL PLAN	*	*					*		*	*					
B1	I-352	BUILDING #1 MAIN BUILDING (MB) - WEDDING PAVILION ELECTRICAL PLAN	*	*					*		*	*					
B1	I-353	BUILDING #1 MAIN BUILDING (MB) - MIRADOR TERRACE ELECTRICAL PLAN	*	*		*				*	*	*					
B1	I-354	BUILDING #1 MAIN BUILDING (MB) - CAFE BELLA VISTA ELECTRICAL PLAN						*			*	*					
B1	I-355	BUILDING #1 MAIN BUILDING (MB) - SPLASH BAR ELECTRICAL PLAN					*				*	*					
B1	I-356	BUILDING #1 MAIN BUILDING (MB) - POOL RESTROOMS & POOL CABANA ELECTRICAL PLAN							*		*	*					
B1	I-357	BUILDING #1 MAIN BUILDING (MB) - MAIN LOBBY ELECTRICAL PLAN											*	*		*	
B1	I-358	BUILDING #1 MAIN BUILDING (MB) - LOBBY RETAIL WAITING AREA ELECTRICAL PLAN											*	*		*	
B1	I-359	BUILDING #1 MAIN BUILDING (MB) - HOTEL ATRIUM ELECTRICAL PLAN											*	*		*	
B1	I-360	BUILDING #1 MAIN BUILDING (MB) - CONVENTION CENTER GRAND CARIBBEAN WING ELECTRICAL PLAN											*	*	*	*	*
B1	I-361	BUILDING #1 MAIN BUILDING (MB) - CONVENTION CENTER GRAND ATLANTIC WING ELECTRICAL PLAN											*	*		*	
B1	I-362	BUILDING #1 MAIN BUILDING (MB) - CONVENTION CENTER MEZZANINE MEETING AREAS ELECTRICAL PLANS											*	*		*	
B1	I-363	BUILDING #1 MAIN BUILDING (MB) - MEETING ROOMS AT MEZZANINE LEVEL ELECTRICAL PLAN														*	
B1	I-364	BUILDING #1 MAIN BUILDING (MB) - BOARDROOMS MAGNOLIA & POINSETTA ELECTRICAL PLAN														*	
B1	I-365	BUILDING #1 MAIN BUILDING (MB) - BOARDROOM PABLO CASALS ELECTRICAL PLAN														*	
B1	I-366	BUILDING #1 MAIN BUILDING (MB) - MAIN LOBBY PUBLIC RESTROOMS ELECTRICAL PLAN												*		*	
B1	I-367	BUILDING #1 MAIN BUILDING (MB) - MEZZANINE LEVEL PUBLIC RESTROOMS ELECTRICAL PLAN												*		*	
B1	I-369	BUILDING #1 MAIN BUILDING (MB) - PABLO CASALS PREFUNCTION ELECTRICAL PLAN														*	
B1	I-450	BUILDING #1 MAIN BUILDING (MB) - UPPER MAIN POOL REFLECTED CEILING PLAN	*	*					*		*	*					
B1	I-451	BUILDING #1 MAIN BUILDING (MB) - LOWER POOL RELFECTED CEILING PLAN										*					
B1	I-452	BUILDING #1 MAIN BUILDING (MB) - WEDDING PAVILION REFLECTED CEILING PLAN	*	*					*		*						
B1	I-453	BUILDING #1 MAIN BUILDING (MB) - MIRADOR TERRACE REFLECTED CEILING PLAN	*	*		*			*	*	*	*					
B1	I-454	BUILDING #1 MAIN BUILDING (MB) - CAFE BELLA VISTA REF. CLG. PLAN						*			*	*					
B1	I-455	BUILDING #1 MAIN BUILDING (MB) - SPLASH BAR REFLECCTED CEILING PLAN					*				*	*					
B1	I-456	BUILDING #1 MAIN BUILDING (MB) - POOL RESTROOMS & POOL CABANA REFLECTED CEILING PLAN							*		*	*					
B1	I-457	BUILDING #1 MAIN BUILDING (MB) - MAIN LOBBY REFLECTED CEILING PLAN											*	*		*	
B1	I-458	BUILDING #1 MAIN BUILDING (MB) - LOBBY RETAIL WAITING AREA REFLECT CEILING PLAN											*	*		*	
B1	I-459	BUILDING #1 MAIN BUILDING (MB) - HOTEL ATRIUM REFLECTED CEILING PLAN											*	*		*	
B1	I-460	BUILDING #1 MAIN BUILDING (MB) - CONVENTION CENTER GRAND CARIBBEAN WING REFLECTED CEILING PLAN											*	*	*	*	*
B1	I-461	BUILDING #1 MAIN BUILDING (MB) - CONVENTION CENTER GRAND ATLANTIC WING REFLECTED CEILING PLAN											*	*		*	
B1	I-462	BUILDING #1 MAIN BUILDING (MB) - CONVENTION CENTER MEZZANINE MEETING AREAS REFLECTED CEIILING PLAN											*	*		*	
B1	I-463	BUILDING #1 MAIN BUILDING (MB) - MEETING ROOMS AT MEZZAMINE LEVEL REFLECTED CEILING PLAN														*	
B1	I-464	BUILDING #1 MAIN BUILDING (MB) - BOARDROOMS MAGNOLIA & POINSETTIA REFLECTED CEILING PLAN														*	
B1	I-465	BUILDING #1 MAIN BUILDING (MB) - BOARDROOM PABLO CASALS REFLECTED CEILING PLAN														*	
B1	I-466	BUILDING #1 MAIN BUILDING (MB) - MAIN LOBBY PUBLIC RESTROOMS REFLECTED CEILING PLAN														*	
B1	I-467	BUILDING #1 MAIN BUILDING (MB) - MEZZANINE LEVEL PUBLIC RESTROOMS REFLECTED CEILING PLAN														*	
B1	I-469	BUILDING #1 MAIN BUILDING (MB) - PABLO CASALS PREFUNCTION REFLECTED CEILING PLAN														*	
B1	I-500	BUILDING #1 MAIN BUILDING (MB) - OVERALL MAIN LEVEL FF&E PLAN	*	*							*	*	*				
B1	I-501	BUILDING #1 MAIN BUILDING (MB) - OVERALL 2ND AND 3RD LEVEL FF&E PLANS	*	*							*	*	*				
B1	I-550	BUILDING #1 MAIN BUILDING (MB) - UPPER MAIN POOL FF&E PLAN	*	*					*		*	*					
B1	I-551	BUILDING #1 MAIN BUILDING (MB) - LOWER MAIN POOL FF&E PLAN	*	*					*		*	*					
B1	I-552	BUILDING #1 MAIN BUILDING (MB) - WEDDING PAVILION FF&E PLAN	*	*					*		*	*					
B1	I-553	BUILDING #1 MAIN BUILDING (MB) - MIRADOR TERRACE FF&E PLAN	*	*		*				*	*	*					
B1	I-554	BUILDING #1 MAIN BUILDING (MB) - CAFE BELLA VISTA FF&E PLAN						*			*	*					
B1	I-555	BUILDING #1 MAIN BUILDING (MB) - SPLASH BAR FF&E PLAN					*				*	*					
B1	I-556	BUILDING #1 MAIN BUILDING (MB) - POOL RESTROOMS & POOL CABANA FF&E PLAN							*		*	*					
B1	I-557	BUILDING #1 MAIN BUILDING (MB) - MAIN LOBBY FF&E PLAN											*	*		*	
B1	I-558	BUILDING #1 MAIN BUILDING (MB) - LOBBY RETAIL WAITING AREA FF&E PLAN											*	*		*	
B1	I-559	BUILDING #1 MAIN BUILDING (MB) - HOTEL ATRIUM FF&E PLAN											*	*		*	
B1	I-560	BUILDING #1 MAIN BUILDING (MB) - CONVENTION CENTER GRAND CARIBBEAN WING FF&E PLAN											*	*	*	*	*
B1	I-561	BUILDING #1 MAIN BUILDING (MB) - CONVENTION CENTER GRAND ATLANTIC WING FF&E PLAN											*	*		*	
B1	I-562	BUILDING #1 MAIN BUILDING (MB) - CONVENTION CENTER MEZZANINE MEETING AREA FF&E PLAN											*	*		*	
B1	I-563	BUILDING #1 MAIN BUILDING (MB) - MEETING ROOMS AT MEZZANINE LEVEL FF&E PLAN														*	
B1	I-564	BUILDING #1 MAIN BUILDING (MB) - BOARDROOMS MAGNOLIA & POISETTIA FF&E PLAN														*	
B1	I-565	BUILDING #1 MAIN BUILDING (MB) - BOARDROOM PABLO CASALS FF&E PLAN														*	
B1	I-566	BUILDING #1 MAIN BUILDING (MB) - MAIN LOBBY PUBLIC RESTROOMS FF&E PLAN														*	
B1	I-567	BUILDING #1 MAIN BUILDING (MB) - MEZZANINE LEVEL PUBLIC RESTROOMS FF&E PLAN														*	
B1	I-569	BUILDING #1 MAIN BUILDING (MB) - PABLO CASALS PREFUNCTION FF&E PLAN														*	
B1	I-600	BUILDING #1 MAIN BUILDING (MB) - MIRRADOR TERRACE ELEVATIONS				*		*		*	*	*					
B1	I-601	BUILDING #1 MAIN BUILDING (MB) - CAFE BELLA VISTA ELEVATIONS						*			*	*					
B1	I-602	BUILDING #1 MAIN BUILDING (MB) - CAFE BELLA VISTA ELEVATIONS									*	*					
B1	I-603	BUILDING #1 MAIN BUILDING (MB) - SPLASH BAR ELEVATIONS					*				*	*					
B1	I-604	BUILDING #1 MAIN BUILDING (MB) - SPLASH BAR ELEVATIONS					*				*	*					
B1	I-605	BUILDING #1 MAIN BUILDING (MB) - SPLASH BAR ELEVATIONS					*				*	*					
B1	I-606	BUILDING #1 MAIN BUILDING (MB) - UPPER POOL WOMENS RESTROOM ELEVATIONS							*		*						
B1	I-607	BUILDING #1 MAIN BUILDING (MB) - UPPER POOL MENS RESTROOM ELEVATIONS							*		*						
B1	I-608	BUILDING #1 MAIN BUILDING (MB) - LOWER POOL WOMENS RESTROOM ELEVATIONS							*		*						
B1	I-609	BUILDING #1 MAIN BUILDING (MB) - LOWER POOL MENS RESTROOM ELEVATIONS							*		*						
B1	I-610	BUILDING #1 MAIN BUILDING (MB) - MAIN POOL CABANA ELEVATONS									*						
B1	I-620	BUILDING #1 MAIN BUILDING (MB) - MAIN LOBBY ELEVATIONS											*	*		*	
B1	I-621	BUILDING #1 MAIN BUILDING (MB) - MAIN LOBBY ELEVATIONS											*	*		*	
B1	I-622	BUILDING #1 MAIN BUILDING (MB) - HOTEL ATRIUM ELEVATIONS												*		*	
B1	I-623	BUILDING #1 MAIN BUILDING (MB) - HOTEL ATRIUM ELEVATIONS												*		*	
B1	I-624	BUILDING #1 MAIN BUILDING (MB) - HOTEL ATRIUM ELEVATIONS												*		*	
B1	I-630	BUILDING #1 MAIN BUILDING (MB) - GRAND CARIBBEAN WING PREFUNCTION ELEVATIONS											*	*	*	*	*
B1	I-631	BUILDING #1 MAIN BUILDING (MB) - GRAND CARIBBEAN WING PREFUNCTION ELEVATIONS											*	*	*	*	*

BUILDING #1 - MAIN BUILDING - SHEET INDEX

BUILDING #	SHEET #	SHEET NAME	2020-10-22 DD SET - MAIN POOL & MIRRADOR TERRACE	2020-11-06 DD SET - MAIN POOL & MIRRADOR TERRACE	2020-11-25 DD SET - ELEVATORS	2021-01-11 DD SET - MIRRADOR TERRACE	2021-01-22 DD SET - SPLASH BAR	2021-01-29 DD SET - CAFE BELLA VISTA	2021-02-19 DD SET - MAIN POOL & POOL RESTROOMS	2021-03-05 CD SET - MIRADOR TERRACE	2021-03-19 100% CD SET - MAIN BUILDING PHASE 1	2021-05-17 100% CD SET - MAIN BUILDING PHASE 1 REV 2	2021-09-24 90% DD SET - MAIN BUILDING PUBLIC AREAS PHASE 2	2021-10-15 100% DD Set - MAIN BUILDING PUBLIC AREAS PHASE 2	2021-12-03 90% CD SET - GRAND CARIBBEAN BALLROOM	2021-13 25% CD SET - MAIN BUILDING PUBIC AREAS PHASE 2	2022-01-07 90& CD Set - CONVENTION CENTER GRAND CARIBBEAN WING REV 2
B1	I-632	BUILDING #1 MAIN BUILDING (MB) - GRAND ATLANTIC WING PREFUNCTION ELEVATIONS											*	*		*	
B1	I-633	BUILDING #1 MAIN BUILDING (MB) - GRAND ATLANTIC WING PREFUNCTION ELEVATIONS											*	*		*	
B1	I-634	BUILDING #1 MAIN BUILDING (MB) - GRAND ATLANTIC WING PREFUNCTION ELEVATIONS											*	*		*	
B1	I-635	BUILDING #1 MAIN BUILDING (MB) - GRAND ATLANTIC WING PREFUNCTION ELEVATIONS											*	*		*	
B1	I-636	BUILDING #1 MAIN BUILDING (MB) - GRAND ATLANTIC WING PREFUNCTION ELEVATIONS											*	*		*	
B1	I-637	BUILDING #1 MAIN BUILDING (MB) - GRAND ATLANTIC WING PREFUNCTION ELEVATIONS											*	*		*	
B1	I-639	BUILDING #1 MAIN BUILDING (MB) - CONVENTION PRE-FUNCTION BAR ELEVATION															
B1	I-640	BUILDING #1 MAIN BUILDING (MB) - GRAND CARIBBEAN BALLROOM ELEVATION											*	*	*	*	*
B1	I-641	BUILDING #1 MAIN BUILDING (MB) - GRAND CARIBBEAN BALLROOM ELEVATION													*	*	*
B1	I-642	BUILDING #1 MAIN BUILDING (MB) - GRAND ATLANTIC BALLROOM ELEVATION											*	*		*	
B1	I-643	BUILDING #1 MAIN BUILDING (MB) - GRAND ATLANTIC BALLROOM ELEVATION											*	*		*	
B1	I-650	BUILDING #1 MAIN BUILDING (MB) - MAIN LOBBY PUBLIC WOMENS RESTROOMS ELEVATIONS												*		*	
B1	I-651	BUILDING #1 MAIN BUILDING (MB) - MAIN LOBBY PUBLIC WOMENS RESTROOMS ELEVATIONS												*		*	
B1	I-652	BUILDING #1 MAIN BUILDING (MB) - MAIN LOBBY PUBLIC MENS RESTROOMS ELEVATIONS												*		*	
B1	I-653	BUILDING #1 MAIN BUILDING (MB) - MAIN LOBBY PUBLIC MENS RESTROOMS ELEVATIONS												*		*	
B1	I-654	BUILDING #1 MAIN BUILDING (MB) - MAIN LOBBY SHOPS AREA PUBLIC WOMENS RESTROOMS ELEVATIONS												*		*	
B1	I-655	BUILDING #1 MAIN BUILDING (MB) - MAIN LOBBY SHOPS AREA PUBLIC MENS RESTROOMS ELEVATIONS												*		*	
B1	I-656	BUILDING #1 MAIN BUILDING (MB) - MEZZANINE LEVEL PUBLIC WOMENS RESTROOMS ELEVATIONS												*		*	
B1	I-657	BUILDING #1 MAIN BUILDING (MB) - MEZZANINE LEVEL PUBLIC MENS RESTROOMS ELEVATIONS												*		*	
B1	I-658	BUILDING #1 MAIN BUILDING (MB) - PABLO CASALS WOMENS PUBLIC RESTROOM ELEVATIONS												*		*	
B1	I-659	BUILDING #1 MAIN BUILDING (MB) - PABLO CASALS MENS PUBLIC RESTROOM ELEVATIONS												*		*	
B1	I-660	BUILDING #1 MAIN BUILDING (MB) - BOARDROOM PREFUNCTION ELEVATIONS														*	
B1	I-661	BUILDING #1 MAIN BUILDING (MB) - BOARDROOM PREFUNCTION ELEVATIONS														*	
B1	I-662	BUILDING #1 MAIN BUILDING (MB) - BOARDROOM PREFUNCTION ELEVATIONS														*	
B1	I-670	BUILDING #1 MAIN BUILDING (MB) - BOARDROOM ELEVATIONS														*	
B1	I-671	BUILDING #1 MAIN BUILDING (MB) - MEZZANINE LEVEL MEETING ROOM ELEVATIONS														*	
B1	I-700	BUILDING #1 MAIN BUILDING (MB) - MAIN BUILDING CONSTRUCTION DETAILS													*	*	*
B1	I-701	BUILDING #1 MAIN BUILDING (MB) - MIRADOR TERRACE SERVICE BAR RACK DETAILS								*	*						
B1	I-702	BUILDING #1 MAIN BUILDING (MB) - SPLASH BAR COLUMN DETAILS						*			*						
B1	I-703	BUILDING #1 MAIN BUILDING (MB) - CAFE BELLA VISTA METAL PLANTER FRAME DETAILS									*						
B1	I-704	BUILDING #1 MAIN BUILDING (MB) - CAFE BELLA VISTA BAR DETAILS									*						
B1	I-710	BUILDING #1 MAIN BUILDING (MB) - CONVENTION CENTER PASSENGER ELEVATOR DETAILS			*						*						
B1	I-711	BUILDING #1 MAIN BUILDING (MB) - PANORAMIC ELEVATOR DETAILS			*						*						
B1	I-712	BUILDING #1 MAIN BUILDING (MB) - PANORAMIC ELEVATOR DETAILS			*						*						
B1	I-713	BUILDING #1 MAIN BUILDING (MB) - MIRADOR TERRACE SERVICE BAR DETAILS								*	*						
B1	I-714	BUILDING #1 MAIN BUILDING (MB) - SERVICE BAR BACK								*	*						
B1	I-715	BUILDING #1 MAIN BUILDING (MB) - UPPER POOL RESTROOM VANITY DETAILS									*						
B1	I-716	BUILDING #1 MAIN BUILDING (MB) - LOWER POOL RESTROOMS VANITY DETAILS									*						
B1	I-717	BUILDING #1 MAIN BUILDING (MB) - MAIN POOL RESTROOMS MIRROR DETAILS									*						
B1	I-718	BUILDING #1 MAIN BUILDING (MB) - MAIN POOL RESTROOM URINAL SCREEN DETAILS									*						
B1	I-719	BUILDING #1 MAIN BUILDING (MB) - CAFE BELLA VISTA BOTTLE DISPLAY									*						
B1	I-720	BUILDING #1 MAIN BUILDING (MB) - CHECK-IN DESK DETAILS												*		*	
B1	I-721	BUILDING #1 MAIN BUILDING (MB) - CHECK-IN DESK DETAILS														*	
B1	I-722	BUILDING #1 MAIN BUILDING (MB) - ADA CHECK-IN DESK DETAILS														*	
B1	I-723	BUILDING #1 MAIN BUILDING (MB) - CHECK-IN ACCENT WALL DETAILS														*	
B1	I-724	BUILDING #1 MAIN BUILDING (MB) - CONVENTION CENTER CHECK-IN ACCENT WALL DETAILS														*	
B1	I-725	BUILDING #1 MAIN BUILDING (MB) - ATRIUM BANQUETTE DETAILS												*		*	
B1	I-726	BUILDING #1 MAIN BUILDING (MB) - CONVENTION CENTER CHECK-IN DESK												*		*	
B1	I-730	BUILDING #1 MAIN BUILDING (MB) - LOBBY SHOPS AREA RESTROOM VANITY DETAILS												*		*	
B1	I-731	BUILDING #1 MAIN BUILDING (MB) - MAIN LOBBY RESTROOM VANITY DETAILS												*		*	
B1	I-732	BUILDING #1 MAIN BUILDING (MB) - MEZZANINE LEVEL MENS RESTROOM VANITY DETAILS												*		*	
B1	I-733	BUILDING #1 MAIN BUILDING (MB) - MEZZANINE LEVEL WOMENS RESTROOM VANITY DETAILS												*		*	
B1	I-734	BUILDING #1 MAIN BUILDING (MB) - PABLO CASALS RESTROOM VANITY DETAILS												*			
B1	I-740	BUILDING #1 MAIN BUILDING (MB) - GRAND CARIBBEAN PREFUNCTION BAR DETAILS												*	*	*	*
B1	I-741	BUILDING #1 MAIN BUILDING (MB) - GRAND CARIBBEAN PREFUNCTION BAR DETAILS															*
B1	I-790	BUILDING #1 MAIN BUILDING (MB) - MOULDING PROFILES															*
B1	I-800	BUILDING #1 MAIN BUILDING (MB) - DOOR STYLES								*		*			*	*	*

1/7/2022 9:53:01 PM
The original size of this drawing is 30"x42" Copyright © 2011 WATG - All rights reserved.

Wimberly INTERIORS
a design studio of WATG
strategy planning architecture landscape interiors
new york | NY | 212 274 2626 watg.com

ROYAL BLUE HOSPITALITY, LLC
PO BOX 9832
SAN JUAN, PR 00908
PUERTO RICO

client | consultant

stamp | approval

90% CD SET - CONVENTION CENTER | GRAND CARIBBEAN WING | REV 1 | JAN 07, 2022 |

key plan

no. date issue
issues | revisions

EL CONQUISTADOR RESORT
1000 EL CONQUISTADOR AVENUE
FAJARDO, PR 00738-3711
PUERTO RICO

project logo

BUILDING #1 MAIN BUILDING (MB) - SHEET INDEX
sheet title

project no. 195056 date 10/14/20

checked by: MC
drawn by: AR

B1
component

I-002
sheet no.

FINISH SCHEDULE

ITEM #	SOURCE/ MFG	ITEM NAME	SWATCH
Category: Acoustic Tile (SUPPLIED BY G.C. INSTALLED BY G.C.)			
AT-100 Issued	Armstrong World Industries Attn: Thomas Lull 2500 Columbia Avenue Lancaster, PA 17603 E: tdull@armstrongceilings.com W: www.armstrong.com	**Acoustical Ceiling Tile** Model #: 2814 - Calla Vector Color: White Dimensions: 24" x 24" x 1" Grid: 15/16 Prelude SL Grid	
Category: Carpet (INSTALLED BY G.C.)			
CP-100 Revised 12-03-2021	Shaw Hospitality Group Attn: Jonathan Goodelman E: jonathan. goodelman@gmansales.com	**Convention Ballroom Carpet** Model #: Custom YR76874 Color: Refer to attached Dimensions: 15' W Construction: CYP 11 x 11 Multi-Level Pattern Cut/Loop Dye Method: 100% Solution Dyed Fiber: Eco Solution Q Nylon Gauge: 1/11" NBS Smoke: Less Than 450 Pill Test: Pass Primary Backing: Synthetic Protective Treatments: SSP Shaw Soil Protection Radiant Panel: Class 1	
CP-101 Revised 12/03/2021	Shaw Hospitality Group Attn: Jonathan Goodelman E: jonathan. goodelman@gmansales.com	**Convention Meeting Room** Model #: Custom YR77131 Color: Refer to attached Dimensions: 15W Construction: CYP 11 x 11 Multi-Level Pattern Cut/Loop Dye Method: 100% Solution Dyed Fiber: Eco Solution Q Nylon Gauge: 1/11" NBS Smoke: Less Than 450 Pill Test: Pass Primary Backing: Synthetic Protective Treatments: SSP Shaw Soil Protection Radiant Panel: Class 1	
CP-102 Issued	Shaw Hospitality Group Attn: Jonathan Goodelman E: jonathan. goodelman@gmansales.com	**Boardroom Carpet** Model #: Custom CYP 11 x 11 Pattern Cut/Loop Broadloom Color: In development with manufacturer Dimensions: 15' W Construction: Multi-Level Pattern Cut/Loop Dye Method: 100% Solution Dyed Fiber: Eco Solution Q Nylon Gauge: 1/11" NBS Smoke: Less Than 450 Pill Test: Pass Primary Backing: Synthetic Protective Treatments: SSP Shaw	
CP-103 Issued	Shaw Hospitality Group Attn: Jonathan Goodelman E: jonathan. goodelman@gmansales.com	**Ballroom Carpet** Model #: Custom CYP 11 x 11 Pattern Cut/Loop Broadloom Color: In development with manufacturer Dimensions: 15W Construction: Multi-Level Pattern Cut/Loop Dye Method: 100% Solution Dyed Fiber: Eco Solution Q Nylon Gauge: 1/11" NBS Smoke: Less Than 450 Pill Test: Pass Primary Backing: Synthetic Protective Treatments: SSP Shaw	
CP-104 Revised 12/03/2021	Shaw Hospitality Group Attn: Jonathan Goodelman E: jonathan. goodelman@gmansales.com	**Prefunction Carpet** Model #: Custom YF77121 Color: Refer to attached Dimensions: 15' W Construction: CYP 11 x 11 Multi-Level Pattern Cut/Loop Dye Method: 100% Soution Dyed Fiber: Eco Solution Q Nylon Gauge: 1/11" NBS Smoke: Less Than 450 Pill Test: Pass Primary Backing: Synthetic Protective Treatments: SSP Shaw Soil Protection Radiant Panel: Class 1	
Category: Ceramic Tile (SUPPLIED BY G.C. INSTALLED BY G.C.)			
TL-100 Issued 3/27/2021	Argenta Ceramica S.J. Carretera Viver-puerto de Burriana, KM 61 12540 Vila-real T: 964 324 003	**Field Tile** Description: Kalksten - Unglazed Porcelain Stoneware Location: Refer to ID Drawings - Pool Restrooms Color: Artic Finish: Matt Dimension: 12" x 12"	
TL-101 Issued 3/27/2021	Marble Systems Attn: ARDA DALKILIC 15 East 16th Street NEW YORK, NY, NY 10003 T: 212 627 8300 E: arda@marblesystems.com W:	**Accent Floor Tile** Description: Kaleidescope Multi Color Pattern Porcelain Location: Refer to ID Drawings - elevator cabs Range / Model: Casal Blue, Camelias, Kaleidoscope Color: Multi Color Finish: R11 Matte Dimension: Custom 8" x 8"	
TL-102 Issued 3/27/2021	Argenta Ceramica S.J. Carretera Viver-puerto de Burriana, KM 61 12540 Vila-real T: 964 324 003	**Gray Floor Tile** Description: Kalksten Hammer - Glazed Porcelain Stoneware Location: Refer to ID Drawings - Convention center elevator Color: Winter Finish: Matte Dimension: 24" x 24" Type: Porcelain	
TL-102A Issued 3/27/2021	Argenta Ceramica S.J. Carretera Viver-puerto de Burriana, KM 61 12540 Vila-real T: 964 324 003	**Gray Base Tile** Description: Kalksten Hammer - Glazed Porcelain Stoneware Location: Refer to ID Drawings - Convention center elevator Color: Winter Finish: Matte Dimension: 6" x 24" Type: Porcelain	
TL-103 Issued 3/27/2021	Country Floors Attn: ARDA DALKILIC 15 E. 16th Street New York, NY 10003 T: 212 627 8300 E: arda@marblesystems.com W:	**Green Tile** Location: Mirador Terrace Color: Green Finish: Glossy Model #: Zellige Midan Dimensions: 4"x4"	
TL-104 Issued 3/27/2021	Country Floors Attn: ARDA DALKILIC 15 E. 16th Street New York, NY 10003 T: 212 627 8300 E: arda@marblesystems.com W:	**Terracotta tile** Location: Mirador Terrace Color: Beige Finish: Glossy Model #: Zellige Midan Dimensions: 4"x4"	
TL-105 Issued 3/27/2021	Country Floors Attn: ARDA DALKILIC 15 E. 16th Street New York, NY 10003 T: 212 627 8300 E: arda@marblesystems.com W:	**White Tile** Location: Mirador Terrace Color: Light White Finish: Glossy Model #: Zellige Midan Dimensions: 4"x4"	
TL-106 Issued 3/27/2021	Marble Systems Attn: ARDA DALKILIC 15 East 16th Street NEW YORK, NY, NY 10003 T 212 627 8300 E arda@marblesystems.com	**Accent Tile** Description: Custom Printed Tile Location: Mirador Terrace Color: Custom Finish: glossy Dimension: 6" x 6" Thickness: 1/4"	
TL-107 Issued 3/27/2021	Marble Systems Attn: ARDA DALKILIC 15 East 16th Street NEW YORK, NY, NY 10003 T 212 627 8300 E arda@marblesystems.com	**Custom Print Tile** Description: Custom Printed Tile Location: Splash Bar - Bar front Color: Custom Finish: Matte Dimension: 8" x 8" Thickness: 1/4"	
TL-108 Issued 3/27/2021	Marble Systems Attn: ARDA DALKILIC 15 East 16th Street NEW YORK, NY, NY 10003 T 212 627 8300 E arda@marblesystems.com	**Blue Glazed brick** Description: Temple Glazed Brick Location: Splash Bar - Column bases Color: AquaMarine Finish: Leather Dimension: 2 1/8"x7 1/2"x1/2"	
TL-109 Issued 3/27/2021	Dal-Tile Attn: Donna E Apcar 3550 Tyburn St. Suite 101 Los Angeles , CA 90065 U.S.A. E: donna.apcar@daltile.com	**Quarry Tile** Description: Quarry Tile Location: Refer to ID Drawings Color: ARID GRAY 0Q42 Finish: Matte Dimension: 6"x 6"	
TL-110 Issued 3/27/2021	Argenta Ceramica S.J. Carretera Viver-puerto de Burriana, KM 61 12540 Vila-real T: 964 324 003	**Floor Tile** Description: Kalksten - Unglazed Porcelain Stoneware Location: Refer to ID Drawings - Pool Restrooms Color: Artic Finish: Matt Dimension: 12" x 12"	
TL-110A Issued 3/27/2021	Argenta Ceramica S.J. Carretera Viver-puerto de Burriana, KM 61 12540 Vila-real T: 964 324 003	**Tile base** Description: Kalksten - Unglazed Porcelain Stoneware Location: Refer to ID Drawings - Pool Restrooms Color: Artic Finish: Matt Dimension: 12" x 6"	
TL-111 Issued 3/27/2021	Argenta Ceramica S.J. Carretera Viver-puerto de Burriana, KM 61 12540 Vila-real T: 964 324 003	**Wall Tile** Description: Kalksten - Wall tile white body Location: Refer to ID Drawings - Pool Restrooms Color: Artic Finish: Matt Dimension: 12" x 36"	
TL-112 Issued 4/13/2021	Marble Systems Attn: ARDA DALKILIC 15 East 16th Street NEW YORK, NY, NY 10003 T 212 627 8300 E arda@marblesystems.com	**Accent Floor** Description: Wow - Puzzle Location: Pool Restroom - Refer to ID drawings Range / Model: Elle Floor 60% - Square 40% Color: Multicolor - Gray, Taupe, Sketch Decor Finish: Honed Dimension: Refer to images	
TL-113 Issued	Artistic Tile & Stone T: 1-650-830-3629 E: info@877arttile.com W: www.artistictile.net	**Floor Tile at Lobby Check-in** Model #: Levantine 4 - Terracotta Tiles Color: Off-white and Somek Dimensions: 8-1/8"L x 7-1/2"W x 3/4"D Location: Lobby Check-in area	
TL-114 Issued	Tile Bar- NY Attn: Eilta Memoli 45 W. 21st Street New York, NY 10010 T: 908 217 2375 E: eilta@tilebar.com	**Accent Tile at Reception Back** Model #: Angela Harris Dunmore Micheli Decor Color: Multicolor Finish: Glazed Ceramic Tile; Polished Dimensions: 8"x 8" x 9mm Thick Grout: Laticrete Permacolor Select Color: Marble Beigte Location: Lobby Check-In Feature Wall	
TL-115 Issued	Tile Bar- NY Attn: Eilta Memoli 45 W. 21st Street New York, NY 10010 T: 908 217 2375 E: eilta@tilebar.com	**Border Accent Tile at Reception** Model #: TBD - To coordinate with TL-114 Dimensions: 8"W x custom size Grout: Laticrete Permacolor Select Color: Marble Beige Location: Border Tile at Lobby Check-In Feature Wall	
TL-116 Revised 10/15/2021	Tile Bar- NY Attn: Eilta Memoli 45 W. 21st Street New York, NY 10010 T: 908 217 2375 E: eilta@tilebar.com	**Accent Tile at Convention Center** Model #: Custom to match concept image Finish: Glazed; Polished Finish Dimensions: 8" x 8" x 5/8" Thick Location: Convention Center Check-In Feature Wall	
TL-117 Revised 6/4/2021	Dal-Tile Attn: Donna E Apcar 3550 Tyburn St. Suite 101 Los Angeles , CA 90065 U.S.A. E: donna.apcar@daltile.com	**Quarry Tile** Description: Quarry Tile Location: Refer to ID Drawings Color: ARID GRAY 0Q42 Finish: Matte Dimension: 6"x 6"	
TL-117A Issued	Dal-Tile Attn: Donna E Apcar 3550 Tyburn St. Suite 101 Los Angeles , CA 90065 U.S.A. E: donna.apcar@daltile.com	**Quarry Tile Base** Description: Quarry Tile Location: Refer to ID Drawings Color: ARID GRAY 0Q42 Finish: Matte Dimension: 4" x 8"	
TL-118 Issued	TBD	**Porcelain Tile at Prefunction Entry** Description: Porcelain Tile Location: Prefunction Entry - Refer to ID Drawings Color: TBD Finish: Matte Dimension: 24" x 24" Grout: To match Tile	
Category: Glass (SUPPLIED BY G.C. INSTALLED BY G.C.)			
GL-100 Issued	BY GENERAL CONTRACTOR	**Frosted and Textured Glass** Model #: Frosted +Textured Glass Color: TBD Finish: Tempered Dimensions: 1/4" thick minimum Location: Grand Caribbean Pre Function Doors	
GL-101 Revised 12/03/2021	BY GENERAL CONTRACTOR	**Clear Mirror** Model #: Clear Mirror Finish: Tempered Dimensions: 1/4" thick Location: Grand Atlantic Ballroom	
Category: Metal (SUPPLIED BY G.C. INSTALLED BY G.C.)			
MT-100 Issued 3/27/2021	By Elevator Manufacturer W:	**Elevator Ceiling** Description: Stainless Steel Location: Refer to ID drawings Finish: Satin	
MT-101 Issued 3/27/2021	By Elevator Manufacturer W:	**Elevator Handrail** Location: Refer to ID Drawings Color: Champagne Finish: Satin Type: Stainless Steel	
MT-102 Issued 3/27/2021	BY GENERAL CONTRACTOR	**Dark Bronze metal** Location: Mirador Terrace Model #: Dark Bronze Finish: Satin	
MT-103 Issued 3/27/2021	BY GENERAL CONTRACTOR	**Medium Bronze** Location: Pool Restrooms Model #: Dark Bronze Finish: Satin	
MT-104	BY GENERAL CONTRACTOR	**Dark Bronze Metal Finish** Model #: Dark Bronze Finish: Satin Location: Check-In Desk Base Toe Kick	
Category: Paint (SUPPLIED BY G.C. INSTALLED BY G.C.)			
PT-100 Issued 3/27/2021	Sherwin Williams Attn: Rebecca Smith New York T: 516 375 1912 E: Rebecca.H.Smith@sherwin.com W:	**Semigloss Off-White Paint** Location: Refer to ID Drawings - Pool restrooms, elevators Range / Model #: SW7626 Color: Zurich White Finish: Semigloss Lacquer, Shop Painted	
PT-101 Issued 3/27/2021	Sherwin Williams Attn: Rebecca Smith New York T: 516 375 1912 E: Rebecca.H.Smith@sherwin.com W:	**Paint Below Handrail** Location: Refer to ID Drawings Range / Model #: SW7674 Color: Peppercorn Finish: Semigloss Lacquer, Shop Painted	
PT-102 Issued 3/27/2021	SHERWIN- WILLIAMS Attn: Thomas Brummett 2200 w. Orangewood Ave. Suite 235 Orange CA 92868 T: 714-634-5700 x 117 E: Thomas.W.Brummett@sherwin.com	**High Reflective White** Location: Refer to ID Drawings Range / Model #: SW7757 Color: High Reflective White	
PT-103 Issued 3/27/2021	Sherwin Williams Attn: Rebecca Smith New York T: 516 375 1912 E: Rebecca.H.Smith@sherwin.com W:	**Outdoor paint** Location: Bella Vista banquette, Refer to ID drawings Range / Model #: SW7648 Color: Big Chill Finish: Egghell, Provide addiitional outdoor finishes as needed	
PT-104 Issued 3/27/2021	Sherwin Williams Attn: Rebecca Smith New York T: 516 375 1912 E: Rebecca.H.Smith@sherwin.com W:	**Millwork Paint** Location: Bella Vista millwork Refer to ID Drawings Range / Model #: SW7029 Color: Agreeable gray Finish: Semigloss Lacquer, Shop Painted	
PT-105 Issued	Sherwin Williams Attn: Rebecca Smith New York T: 516 375 1912 E: Rebecca.H.Smith@sherwin.com	**Paint at Outdoor Trim** Location: Exterior Trim at Entry Color: Black Magic Finish: Semi-gloss, outdoor quality with UV and fade resistance Model #: 6691	
PT-106 Revised 10/15/2021	Sherwin Williams Attn: Rebecca Smith New York T: 516 375 1912 E: Rebecca.H.Smith@sherwin.com	**Paint at Indoor Trim** Location: Refer to ID drawings for location Color: Black Magic Finish: Semi-gloss Model #: 6991	
PT-107 Revised 10/15/2021	Sherwin Williams Attn: Rebecca Smith New York T: 516 375 1912 E: Rebecca.H.Smith@sherwin.com	**Paint at Ceiling** Location: Refer to ID drawings for location Color: Windfresh White Finish: Semi-gloss Model #: 7628	
PT-108 Revised 10/15/2021	Sherwin Williams Attn: Rebecca Smith New York T: 516 375 1912 E: Rebecca.H.Smith@sherwin.com	**Paint at Lobby Dome** Location: Paint at Lobby Dome Color: White Flour Finish: Eggshell Model #: 7102	
PT-110 Revised 10/15/2021	Sherwin Williams Attn: Rebecca Smith New York T: 516 375 1912 E: Rebecca.H.Smith@sherwin.com	**Paint at Wall Trim** Location: Refer to ID drawings for location Color: Black Magic Finish: Semi-gloss Model #: 6991	
PT-111 Revised 10/15/2021	Sherwin Williams Attn: Rebecca Smith New York T: 516 375 1912 E: Rebecca.H.Smith@sherwin.com	**Wall Paint at Library** Location: Refer to ID drawings for location Color: Windfresh White Finish: Eggshell Model #: 7628	
PT-112 Revised 10/15/2021	Sherwin Williams Attn: Rebecca Smith New York T: 516 375 1912 E: Rebecca.H.Smith@sherwin.com	**Wall Paint at Library Coping** Location: Refer to ID drawings for location Color: Pediment Finish: Semi-gloss Model #: 7634	
PT-113 Issued	Sherwin Williams Attn: Rebecca Smith New York T: 516 375 1912 E: Rebecca.H.Smith@sherwin.com	**Wall Paint at Convention Center** Location: Refer to ID drawings for location Color: White Flour Finish: Eggshell Model #: 7102	
PT-114 Revised 10/15/2021	Sherwin Williams Attn: Rebecca Smith New York T: 516 375 1912 E: Rebecca.H.Smith@sherwin.com	**Trim Paint at Convention Center** Description: White Flour Location: Refer to ID drawings for location Finish: Semi-gloss Model #: 7102	
PT-115 Revised 10/15/2021	Sherwin Williams Attn: Rebecca Smith New York T: 516 375 1912 E: Rebecca.H.Smith@sherwin.com	**Trim Paint at Grand Caribbean** Location: Refer to ID drawings for location Color: White Flour Finish: Flat Model #: 7102	
PT-116 Revised 10/15/2021	Sherwin Williams Attn: Rebecca Smith New York T: 516 375 1912 E: Rebecca.H.Smith@sherwin.com	**Paint at Check-In Desk** Location: Check-In Desk at Convention Center Color: White Flour Finish: Matte Lacquer, Shop Painted Model #: 7102	
Category: Stone (SUPPLIED BY G.C. INSTALLED BY G.C.)			
ST-100 Issued 3/27/2021	CaesarStone - NY Attn: Renee Pecquex 165 Randolph Street Brooklyn, NY 11237 USA T +1 877 662 7001 E renee.pecquex@caesarstoneus.com	**Bar Top** Location: Mirador Terrace Type: Quartz Finish: Polished Dimension: Refer To ID Drawings Color: 5141 - Frosty Carrina Thickness: 1 1/4"	
ST-101 Issued 3/27/2021	Marble Systems Attn: ARDA DALKILIC 15 East 16th Street NEW YORK, NY, NY 10003 T 212 627 8300 E arda@marblesystems.com	**Bar Top** Location: Splash Bar bar top Type: Granite - Metallic Black Finish: Polished Dimension: Slab: Refer To ID Drawing	
ST-102 Issued 3/27/2021	Marble Systems Attn: ARDA DALKILIC 15 East 16th Street NEW YORK, NY, NY 10003 T 212 627 8300 E arda@marblesystems.com	**Bar Top** Location: Bella Vista bar top Type: Granite - cosmic black Finish: Polished Dimension: Slab: Refer To ID Drawing	
ST-103 Issued 3/27/2021	CaesarStone - NY Attn: Renee Pecquex 165 Randolph Street Brooklyn, NY 11237 USA T: +1 877 662 7001 E: renee.pecquex@caesarstoneus.com	**Stone Threshold** Location: Refer to ID Drawings Type: Quartz - Mont Blanc - 5043 Finish: Honed Dimension: Refer to ID Drawings Thickness: 3/4"	
ST-104 Issued	Artistic Tile Attn: Janet McHugh 38 West 21st Street New York, NY 10010 T: (212) 727-9331 E: janetmchugh@artistictile.com	**Counterfop at Lobby Check-In** Model #: Lincoln Calacatta Marble Slab Finish: Sealed and Polished Location: Reception Desks at Lobby Check-In	
ST-105 Revised 12/03/2021	Stone Source - NY Attn: Jorgen Engersgaard 215 Park Avenue South New York, NY 10003 USA T: +1 212 979 6400 E: jorgen@stonesource.com	**Bar Countertop at Pre Function** Description: Blue Emperador Stone Location: Bar Countertop at Pre Function Finish: Sealed and Honed	
ST-106 Revised 12/03/2021	Stone Source - NY Attn: Jorgen Engersgaard 215 Park Avenue South New York, NY 10003 USA T: +1 212 979 6400 E: jorgen@stonesource.com	**Countertop at Convention** Description: Blue Emperador Marble Location: Check-In Countertop at Convention Center Finish: Sealed and Honed	
ST-107 Issued	CaesarStone - NY Attn: Renee Pecquex 165 Randolph Street Brooklyn, NY 11237 USA T: +1 877 662 7001 E: renee.pecquex@caesarstoneus.com	**Stone Threshold at Caribbean** Location: Refer to ID Drawings Type: Quartz - Piatra Grey 5003 Finish: Honed Dimension: Refer to ID Drawings Thickness: 3/4" - Manufacturer to confirm	

(SUPPLIED BY G.C. INSTALLED BY G.C.)

Copyright © 2011 WATG. All rights reserved.

1/7/2022 9:53:02 PM
The original size of this drawing is 30"x42"

Wimberly INTERIORS
a design studio of WATG

strategy planning architecture landscape interiors

new york | NY | 212 274 2626 watg.com

ROYAL BLUE HOSPITALITY, LLC

PO BOX 9832
SAN JUAN, PR 00908
PUERTO RICO

client | consultant

stamp | approval

key plan

no.	date	issue
3	01/07/2022	90% CD SET - CONVENTION CENTER GRAND CARIBBEAN WING
2	Date 3	Revision 3
1	03/25/2021	MIRADOR TERRACE REVISED LIGHTING

issues | revisions

EL CONQUISTADOR RESORT

1000 EL CONQUISTADOR AVENUE
FAJARDO, PR 00738-3711
PUERTO RICO

project logo

BUILDING #1 MAIN BUILDING (MB) - FINISH SCHEDULE

sheet title

project no. 195056 date 11/23/20

checked by: Checker
drawn by: Author

B1
component

I-003
sheet no.

90% CD SET - CONVENTION CENTER | GRAND CARIBBEAN WING | REV 1 | JAN 07, 2022 |

FINISH SCHEDULE

Category: Upholstery (SUPPLIED BY G.C. INSTALLED BY G.C.)

UP-101 Issued	Carnegie Attn: Audra Sleight 41 W 25TH STREET, 2ND FLOOR NEW YORK, NY 10010 T: 212.627.2060 E: asleight@carnegiefabrics.com	**Fabric at Wrapped Panels** Description : Nexus 6425 Location: Atlantic Ballroom Color: 903 Content: 100% Xorel Backing: Unbacked Width: 56" Repeat: N/A Model #: 6425	

Category: Wallcovering (SUPPLIED BY G.C. INSTALLED BY G.C.)

WC-100 Revised 12/23/2021	Phillip Jeffries Ltd. Attn: Caitlin Kourfis 311 Route 46 Fairfield, NJ 07004 U.S.A. T: 973 575 5414 E: ckourfis@phillipjeffries.com	**Wallcovering** Model #: Custom 8132 Vinyl Woven Sisal Color: TBD Finish: Type II Washable Location: Grand Caribbean Ballroom Repeat: In development Width: 54.5"	
WC-101 Revised 12/03/2021	Koroseal - NY Attn: Margeaux House 979 3rd Ave Suite 842 New York, NY 10022 USA T: +1 212 751 1595 F: +1 212 751 1720 E: mhouse@koroseal.com	**Wallcovering** Description: Type II Vinyl Location: Refer to Interior Design Drawings Brand / Pattern: Kashi 7621-91 Color: Silver Fan Backing: Woven Width: 52-54" Repeat: N/A Flammability: ASTM E84 CLASS A	
WC-102 Issued	Koroseal - NY Attn: Margeaux House 979 3rd Ave Suite 842 New York, NY 10022 USA T: +1 212 751 1595 F: +1 212 751 1720 E: mhouse@koroseal.com	**Wallcovering** Description: Custom - Embossed Location: Grand Caribbean Prefunction - Refer to Interior Design Drawings Brand / Pattern: TBD Color: TBD Width: TBD Repeat: N/A Flammability: ASTM E84 CLASS A	
WC-105		**Wallcovering @ Enhanced**	

Category: Wood

WD-100 Issued 3/27/2021	BY GENERAL CONTRACTOR	**Dark Stained Wood** Location: Refer To ID Drawings - Panoramic Elevator Species: European Oak Cut: Quarter Sawn Finish: Dark Sheen Level: 40% , To Match ID Sample	
WD-101 Issued 3/27/2021	BY GENERAL CONTRACTOR	**Wood Laminate** Description: Wood Laminate Location: Refer To ID Drawings - Pool Restrooms Finish: Washed Teak Sheen Level: 40% , To be coordinated with ID	
WD-102 Issued	BY GENERAL CONTRACTOR	**Wood Finish at Check-In Desk** Finish: To match control sample Cut: Quarter Sawn Location: Check-In Desk at Lobby Sheen Level: 10% Species: European Walnut	
WD-103 Issued	BY GENERAL CONTRACTOR	**Wood Finish** Finish: To match control sample Cut: Quarter Sawn Location: Refer to ID drawings for location Sheen: 10% Species: Oak	
WD-104 Issued	BY GENERAL CONTRACTOR	**Wood Finish** Finish: Cerused Black Stain - To match control sample Cut: Quarter Sawn Location: Refer to ID drawings for location Sheen Level: 10% Species: Oak	
WD-105 Issued	BY GENERAL CONTRACTOR	**Wood Finish** Finish: Dark Oak - To match control sample Cut: Quarter Sawn Location: Refer to ID drawings for location Sheen Level: 10% Species: Oak	

(SUPPLIED BY G.C. INSTALLED BY G.C.)

Category: Special Finishes

SF-100 Issued 4/7/2021	By Specialist	**Pewter Concrete** Location: Mirador Terrace Type: Concrete Finish: Honed Dimension: Refer to ID Drawings Color: To Match SW-7029 Agreeable gray	
SF-101 Issued 4/7/2021	By Specialist	**Off White Plaster** Model #: Custom Plaster Color: To Match SW-7626 Zurich White Finish: Textured Location: Splash bar Columns - Refer to ID Drawings	
SF-102 Issued 4/7/2021	By Specialist	**Warm gray concrete** Location: Splash bar Pool bar top Type: Concrete Finish: Honed and sealed Dimension: Refer to ID Drawings Color: To Match SW-7647 Crushed Ice	
SF-103 Issued 4/7/2021	By Specialist	**Taupe plaster** Location: Bella Vista Bar die Type: Plaster per drawing Finish: Semigloss, outdoor Dimension: Refer to ID Drawings Color: To Match SW-7547 Sandbar	
SF-104 Issued 3/27/2021	By Specialist	**Custom mosaic** Description: Custom Mosaic installation per ID concept image Location: Pizza oven cladding Type: Black ceramic tile Finish: Polished Dimension: Refer to ID Drawings	
SF-105 Issued 3/27/2021	By Specialist	**Cast Concrete in Tadelakt** Model #: Custom Plaster - Wet rated Color: Benjamin Moore OC-19 Seapearl Finish: Textured Location: Pool Restrooms - Refer to ID Drawings	
SF-106 Issued	TBD	**Synthetic Woven Rattan** Model #: Synthetic Woven Rattan Color: Natural	
SF-107 Revised 12/23/2021	3form Attn: Mindy Kauffman T: 310-429-4617 E: mindy.kaufmann@lightart.com	**Ribbed Acrylic Panel** Model #: Varia Color: Strand White Dimensions: 48" x 96" panel size; 1/2" gauge Fire Rating: Must meet local codes and regulations Location: Accent Ceiling at Convention Center	
SF-108	TBD	**Wood Pattern Panel** Location: Grand Atlantic Ballroom	
SF-110 Issued	TBD	**Rattan Weave** Model #: Rattan Weave - Synthetic Color: Natural Location: Check-In at Convention Center	
SF-112	3M Commercial Solutions Attn: Molly T: 800-328-3908 E: scotchprint-graphics@3m.com	**Frosted Window Film** Location: Grand Caribbean Ballroom Brand / Pattern: 3M Crystal Glass Finish Color: Frosted Crystal 7725SE-324	

Copyright © 2011 WATG. All rights reserved.

1/7/2022 9:53:03 PM
The original size of this drawing is 30"x42"

Wimberly INTERIORS
a design studio of WATG
strategy planning architecture landscape interiors
new york | NY | 212 274 2626 watg.com

ROYAL BLUE HOSPITALITY, LLC
PO BOX 9832
SAN JUAN, PR 00908
PUERTO RICO

client | consultant

stamp | approval

90% CD SET - CONVENTION CENTER | GRAND CARIBBEAN WING | REV 1 | JAN 07, 2022 |

key plan

no.	date	issue
1	01/07/2022	90% CD SET - CONVENTION CENTER GRAND CARIBBEAN WING

issues | revisions

EL CONQUISTADOR RESORT
1000 EL CONQUISTADOR AVENUE
FAJARDO, PR 00738-3711
PUERTO RICO

project logo

BUILDING #1 MAIN BUILDING (MB) - FINISH SCHEDULE
sheet title

project no. 195056 date 09/24/21

checked by: Checker
drawn by: Author

B1
component

I-003.1
sheet no.

PLUMBING FIXTURE SCHEDULE

ITEM #	SOURCE/ MFG	ITEM NAME	SWATCH
Category: Plumbing Fixtures			
PF-B10 Issued	Kohler NY Attn: Lara Garahan 444 Highland Drive Mail Stop 419 Kohler, WI 53044 United States E: lara.garahan@kohler.com	**Touchless Faucet** Model #: K-13472-CP Description: Touchless as per Hilton's Standards Finish: Polished Chrome Dimension: 24" (610 mm) flexible supply hoses for easy installation. 6-3/16" (157 mm) spout reach	
PF-D10 Issued	Kohler NY Attn: Lara Garahan 444 Highland Drive Mail Stop 419 Kohler, WI 53044 United States E: lara.garahan@kohler.com	**Toilet Floor Mounted** Model #: K-96053-SS Description: Finish: White Dimension: 26-3/8" (670 mm) x 14 -17/8" (381 mm) x 15-1/4" (386 mm) Accessories: Seat Stronghold K -4731-C-0 White	
PF-D10.1 Issued	Kohler NY Attn: Lara Garahan 444 Highland Drive Mail Stop 419 Kohler, WI 53044 United States E: lara.garahan@kohler.com	**Toilet Flushometer** Model #: K-10956-SV-CP Description: Touchless as per Hilton's Standards Finish: Polished Chrome Dimension: Intended for toilet installations with 1-1/2" spud coupling connection	
PF-D11 Issued	Kohler NY Attn: Lara Garahan 444 Highland Drive Mail Stop 419 Kohler, WI 53044 United States E: lara.garahan@kohler.com	**Urinal** Model #: K-4991-ET-0 Finish: White Dimension: 3/4" (190 mm) top spud., 0.125 - 1.0 gpf (0.47 - 308 lpf)., 14" (356 mm) extended rim.	
PF-D11.1 Issued	Kohler NY Attn: Lara Garahan 444 Highland Drive Mail Stop 419 Kohler, WI 53044 United States E: lara.garahan@kohler.com	**Urinal Flushometer** Model #: K-7537-CP Description: Touchless as per Hilton's Standards Finish: Polished Chrome Dimension: Intended for urinal installations with 3/4" spud coupling connection.	
PF-D12 Issued	Kohler NY Attn: Lara Garahan 444 Highland Drive Mail Stop 419 Kohler, WI 53044 United States E: lara.garahan@kohler.com	**Toilet Floor Mounted Accessible** Model #: K-96057 Finish: White Dimension: 26-1/2" (673 mm) x 16 -1/2" (419 mm) x 13-1/4" Accessories: Seat Stronghold K -4731-C-0 White	
PF-E10 Issued	McGuire Manufacturing Co., Inc. 60 Grandview Court Cheshire, CT 06410 T: (203) 699-1081 F: (203) 699-1813 E: customerservice@mcguiremfg.com W: mcguiremfg.com	**Cast Body P-Trap** Model #: Eco-Line Collection Finish: Chrome Dimensions: 4-1/2" x 11"	

ARCHITECTURAL LIGHTING SCHEDULE

SUPPLIED AND INSTALLED BY G.C.

SYMBOL	CODE	
	LD-01	RECESSED DOWNLIGHT
	LD-02	RECESSED WALL WASHER
	LD-03	SURFACE MOUNTED ADJUSTABLE LIGHT
	LD-04	PERIMETER LINEAR UPLIGHT FIXTURE
	LD-05	UNDER COUNTER STRIP LIGHT

NOTE:
SEE LIGHTING DESIGNER DRAWINGS AND SPECIFICATIONS FOR DETAILED INFORMATION ON EACH ARCHITECTURAL FIXTURE INCLUDING LOCATION AND ELECTRICAL REQUIREMENTS

BATHROOM ACCESSORIES SCHEDULE

ITEM #	SOURCE/ MFG	ITEM NAME	SWATCH
Category: Bath Accessories			
BA-A10 Revised 3/29/2021	Bradley Corp PO Box 309 Menomonee Falls, WI 53051 T: 800-272-3539 E: international@bradleycorp.com	**Toilet Paper Holder** Model #: 5126.00 5126.00 Finish: Polished Chrome Dimension: 12-5/8"W x 6-3/8"H x 2"D (321 x 162 x 51mm)	
BA-D10 Revised 3/29/2021	Bradley Corp PO Box 309 Menomonee Falls, WI 53051 T: 800-272-3539 E: international@bradleycorp.com	**Soap Dispenser** Model #: 6-3100-PC Finish: Polished Chrome Dimension: Ensure mounting hole is 1-3/8"	
BA-D11 Revised 3/29/2021	Bradley Corp PO Box 309 Menomonee Falls, WI 53051 T: 800-272-3539 E: international@bradleycorp.com	**Coat Hook** Model #: 9119-81 Finish: Satin Stainless Steel Dimension: Escutcheon diameter 3" (76mm) diameter. Projects 3 1/4" (83mm).	
BA-D12 Revised 3/29/2021	Bradley Corp PO Box 309 Menomonee Falls, WI 53051 T: 800-272-3539 E: international@bradleycorp.com	**Sanitary Napkin Disposal** Model #: 4A10-11 Finish: Satin Stainless Steel Dimension: Unit 8" W, 10 1/16" H, 3 7/8" D (203 x 256 x 98mm)	
BA-D13 Revised 3/29/2021	Bradley Corp PO Box 309 Menomonee Falls, WI 53051 T: 800-272-3539 E: international@bradleycorp.com	**Paper Towel Dispenser/Waste** Description: Semi-Recessed Model #: 237-10 Finish: Satin Stainless Steel Dimension: 17 1/8" W, 56" H, 4" D (435 x 1422 x 100mm). Extends 4" (100mm) from wall.	
BA-D14 Revised 3/29/2021	Bradley Corp PO Box 309 Menomonee Falls, WI 53051 T: 800-272-3539 E: international@bradleycorp.com	**Baby Changing Station** Model #: 962.00 Finish: Brushed Stainless Steel Dimension: 37 1/2" W x 21 5/8" H (953 mm x 549 mm) Depth (closed): ¼" (6 mm) Extension (open): 15" (381 mm) Rough Wall Opening: 35½" W x 20½" H (900 x 529 mm) Depth: 4¼"min. (108 mm)	
BA-E10 Revised 3/29/2021	Bradley Corp PO Box 309 Menomonee Falls, WI 53051 T: 800-272-3539 E: international@bradleycorp.com	**Grab Bar 36"** Model #: 812-00-36 812-00-36 Finish: Satin Stainless Steel Dimension: 36" (915mm). 1-1/2" (38mm) diameter tubing	
BA-E11 Revised 3/29/2021	Bradley Corp PO Box 309 Menomonee Falls, WI 53051 T: 800-272-3539 E: international@bradleycorp.com	**Grab Bar 42"** Model #: 812-00-42 Finish: Satin Stainless Steel Dimension: 42" (1065mm). 1-1/2" (38mm) diameter tubing	

HARDWARE SCHEDULE

ITEM #	SOURCE/ MFG	ITEM NAME	SWATCH
Category: Hardware			
HA-A10 Revised 5/11/2021	ASSA ABLOY Attn: Jerry Lomaka Door Security Solutions of Hawaii 909 Kaipii St. Kailua, HI 96734 T: 808-263-3855 F: 808-263-2225 E: jlomaka@assaabloydss.com	**Entry Door Pull** Model #: RM7700 Description: GeoMetek Straight Flat End Hex Pull Finish: As Per Drawings Dimensions: CTC 18" x 2 3/4" Projection	
HA-A11 Revised 5/11/2021	Baldwin Hardware 841 East Wyomissing Boulevard Reading, PA 19611 T: 800.566.1986 F: 610.796.4601	**Stall Door Lever** Model #: 5173.1023.5046.PASS Description: Estate Lever Finish: As Per Drawings	
HA-A12 Revised 5/11/2021	Schlage T: 888-805-9837 E: consumerschlage@allegion.com W: www.schlage.com	**Privacy Lock** Model #: B571 61-509 Description: Door bolt occupancy indicator, 61-509 emergency key included Finish: As Per Drawings	
HA-A13 Revised 5/11/2021	Baldwin Hardware 841 East Wyomissing Boulevard Reading, PA 19611 T: 800.566.1986 F: 610.796.4601	**Deadbolt** Model #: 8041.102 Description: Contemporary Deadbolt Finish: As Per Drawings	

HARDWARE SCHEDULE CONT'D

HA-A14 Revised 5/11/2021	ASSA ABLOY Attn: Jerry Lomaka Door Security Solutions of Hawaii 909 Kaipii St. Kailua, HI 96734 T: 808-263-3855 F: 808-263-2225 E: jlomaka@assaabloydss.com	**Push Plate** Model #: RM1020H Description: Rockwood Push Plate Square Corners Screw Mount Finish: As Per Drawings Dimensions: 4" x 22"	
HA-A15 2 Issued 5/11/2021	Baldwin Hardware 841 East Wyomissing Boulevard Reading, PA 19611 T: 800.566.1986 F: 610.796.4601	**Cabinet Pull** Model #: 4674.102 Description: Wire Pull Finish: As Per Drawings Dimensions: 3.5" CTC	
HA-A16 Issued	Vingcard Attn: ASSA ABLOY Hospitality Ltd. 21 Stadium Way Portman Rd Reading, Berkshire RG30 6BX UK T: +44(0) 1189 452 200	**Ballroom Entry Door Lever**	
HA-A17 Issued	ASSA ABLOY Attn: Jerry Lomaka Door Security Solutions of Hawaii 909 Kaipii St. Kailua, HI 96734 T: 808-263-3855 F: 808-263-2225 E: jlomaka@assaabloydss.com	**Exit Device**	
HA-B10 2 Issued 5/11/2021	Schlage T: 888-805-9837 E: consumerschlage@allegion.com W: www.schlage.com	**Door Hinge** Model #: 1020-716 Description: 4" Square Hinge Finish: As Per Drawings Dimensions: 4" x 4" Square corner	
HA-B11 Issued	Emtek Products, Inc. 15250 E Stafford Street City of Industry, CA 91744 T: (800) 356-2741	**Ballroom Entry Door Hinge**	
HA-C10 Issued 5/11/2021	ASSA ABLOY Hospitality Ltd. 21 Stadium Way Portman Rd Reading , Berkshire RG30 6BX United Kingdom T: 441 189 452 200 F: 441 189 451 375	**Door Stop** Model #: RM872 Description: Rookwood Base board mounted Finish: As Per Drawings Dimensions: 5/8" D x 3-3/75" P	
HA-C11 Issued 5/11/2021	ASSA ABLOY Attn: Jerry Lomaka Door Security Solutions of Hawaii 909 Kaipii St. Kailua, HI 96734 T: 808-263-3855 F: 808-263-2225 E: jlomaka@assaabloydss.com	**Door Bottom Sweep** Model #: 90041_SB Description: Pemko Door Bottom Sweep Finish: As Per Drawings	
HA-C12 Issued 5/11/2021	ASSA ABLOY Attn: Jerry Lomaka Door Security Solutions of Hawaii 909 Kaipii St. Kailua, HI 96734 T: 808-263-3855 F: 808-263-2225 E: jlomaka@assaabloydss.com	**Perimeter Gasket Seal** Model #: S88 Description: Pemko Adhesive Gasketing Finish: As Per Drawings	
HA-D10 Issued 5/11/2021	Dormakaba Singapore Pte Ltd Attn: Florence Loh T: +65 6268 7633 E: florence.loh@dormakaba.com W: dormakaba.sg	**Concealed Door Closer** Model #: ITS96 Description: Concealed Door Hardware for Restroom Main Entry Door Finish: As Per Drawings	

90% CD SET - CONVENTION CENTER | GRAND CARIBBEAN WING | REV 1 | JAN 07, 2022 |

Wimberly INTERIORS
a design studio of WATG
strategy planning architecture landscape interiors
new york | NY | 212 274 2626 watg.com

ROYAL BLUE HOSPITALITY, LLC
PO BOX 9832
SAN JUAN, PR 00908
PUERTO RICO

client | consultant

stamp | approval

key plan

no.	date	issue
2	01/07/2022	90% CD SET - CONVENTION CENTER GRAND CARIBBEAN WING
1	05/11/2021	MAIN BUILDING REVISED

issues | revisions

EL CONQUISTADOR RESORT
1000 EL CONQUISTADOR AVENUE
FAJARDO, PR 00738-3711
PUERTO RICO

BUILDING #1 MAIN BUILDING (MB) - LIGHTING, HARDWARE, PLUMBING FIXTURES & BATHROOM ACCESSORIES
sheet title

project no. 195056 date 03/10/21

checked by: MC
drawn by: AR

B1
component

I-004
sheet no.

1/7/2022 9:53:04 PM
The original size of this drawing is 30"x42" Copyright © 2011 WATG. All rights reserved.

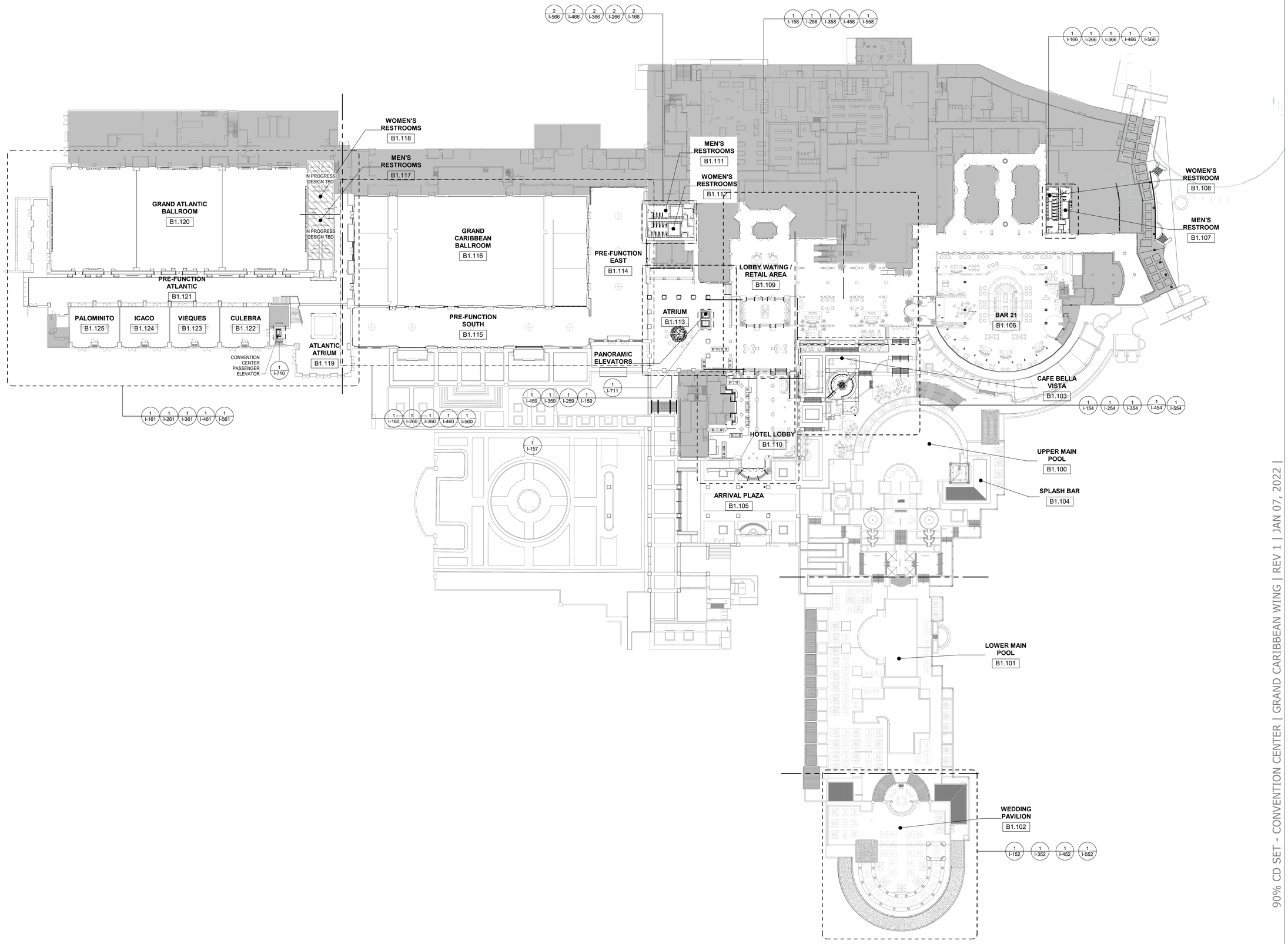

1 BUILDING #1 MAIN BUILDING - OVERALL MAIN LEVEL KEY PLAN

1/32" = 1'-0"

1/7/2022 9:53:56 PM
The original size of this drawing is 30"x42"

Copyright © 2011 WATG. All rights reserved.

90% CD SET - CONVENTION CENTER | GRAND CARIBBEAN WING | REV 1 | JAN 07, 2022 |

Wimberly INTERIORS
a design studio of WATG
strategy planning architecture landscape interiors
new york | NY | 212 274 2626 watg.com

ROYAL BLUE HOSPITALITY, LLC
PO BOX 9832
SAN JUAN, PR 00908
PUERTO RICO

client | consultant

stamp | approval

key plan

no. date issue
issues | revisions

EL CONQUISTADOR RESORT
1000 EL CONQUISTADOR AVENUE
FAJARDO, PR 00738-3711
PUERTO RICO

project logo

BUILDING #1 MAIN BUILDING (MB) - OVERALL MAIN LEVEL KEY PLAN
sheet title

project no. 195056 date 10/14/20

checked by: MC
drawn by: AR

B1
component

I-100
sheet no.

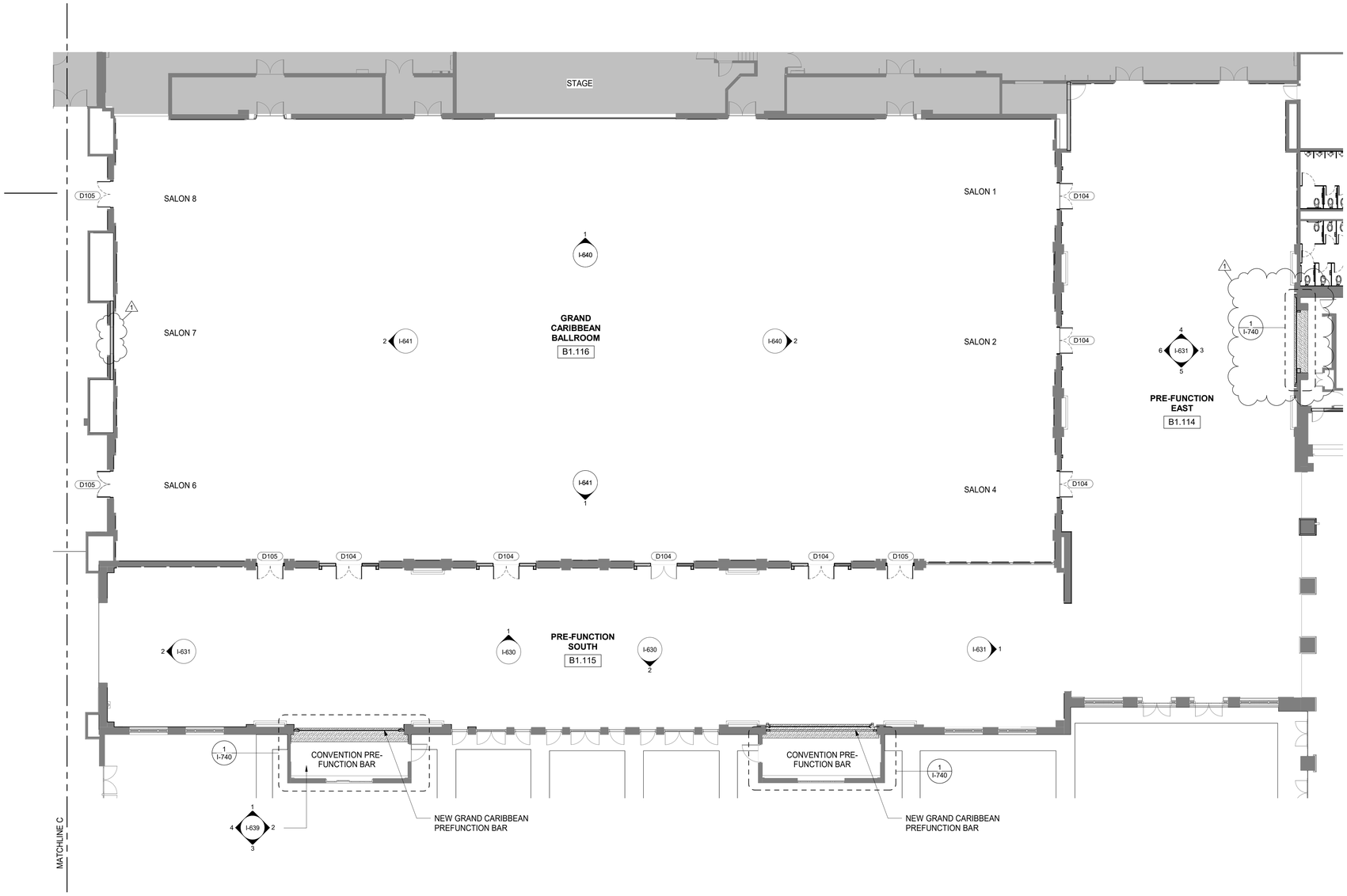

1 BUILDING #1 - GRAND CARIBBEAN WING KEY PLAN

3/32" = 1'-0"

1/7/2022 9:54:02 PM
The original size of this drawing is 30"x42"

Copyright © 2011 WATG. All rights reserved.

Wimberly INTERIORS

a design studio of WATG

strategy planning architecture landscape interiors

new york | NY | 212 274 2626 watg.com

ROYAL BLUE HOSPITALITY, LLC

PO BOX 9832
SAN JUAN, PR 00908
PUERTO RICO

client | consultant

stamp | approval

key plan

no.	date	issue
1	01/07/2022	90% CD SET - CONVENTION CENTER GRAND CARIBBEAN WING

issues | revisions

EL CONQUISTADOR RESORT

1000 EL CONQUISTADOR AVENUE
FAJARDO, PR 00738-3711
PUERTO RICO

BUILIDNG #1 MAIN BUILDING (MB) - CONVENTION CENTER GRAND CARIBBEAN WING KEY PLAN

sheet title

project no. 195056 date 07/08/21

checked by: Checker
drawn by: Author

B1
component

I-160
sheet no.

90% CD SET - CONVENTION CENTER | GRAND CARIBBEAN WING | REV 1 | JAN 07, 2022 |

GENERAL FINISH NOTE:
1. CAULK BETWEEN ALL DISSIMILAR SURFACES
2. PATCH & REPAIR ALL WALLS AS REQUIRED TO RECIEVE NEW FINISH
3. PATCH, REPAIR & PAINT ALL ACCESS PANELS, FIRE EXSTINGUISHER BOXES & WALL ACCESSORIES THAT ARE CURRENTLY PAINTED
4. ALL AIR WALLS TO RECEIVE NEW WALLCOVERING (WC-101)

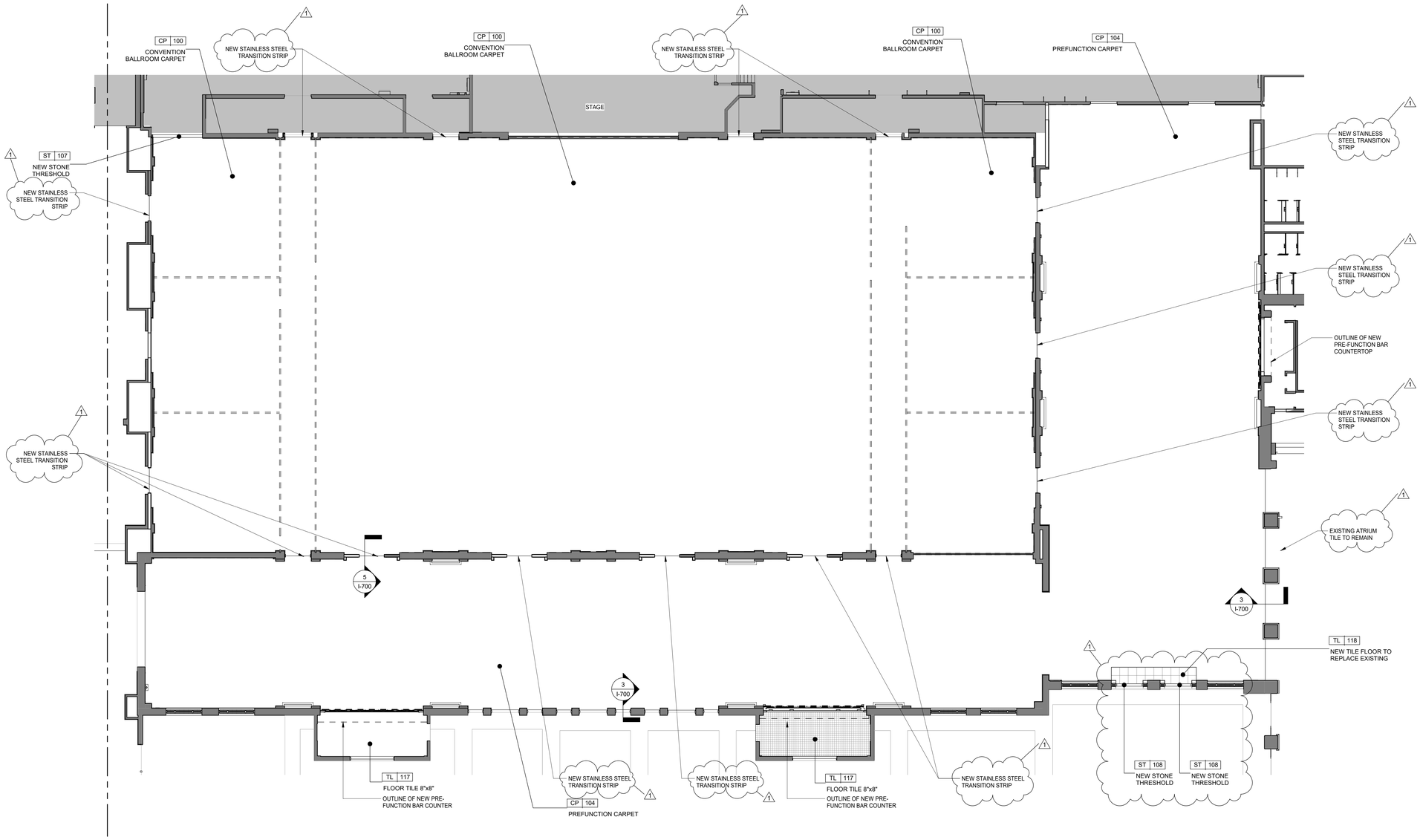

1 GRAND CARIBBEAN WING FLOOR FINISH PLAN

3/32" = 1'-0"

1/7/2022 9:54:07 PM
The original size of this drawing is 30"x42"

Copyright © 2011 WATG. All rights reserved.

90% CD SET - CONVENTION CENTER | GRAND CARIBBEAN WING | REV 1 | JAN 07, 2022 |

Wimberly INTERIORS
a design studio of WATG
strategy planning architecture landscape interiors
new york | NY | 212 274 2626 watg.com

ROYAL BLUE HOSPITALITY, LLC

PO BOX 9832
SAN JUAN, PR 00908
PUERTO RICO

client | consultant

stamp | approval

key plan

no.	date	issue
1	01/07/2022	90% CD SET - CONVENTION CENTER GRAND CARIBBEAN WING

issues | revisions

EL CONQUISTADOR RESORT

1000 EL CONQUISTADOR AVENUE
FAJARDO, PR 00738-3711
PUERTO RICO

BUILDING #1 MAIN BUILDING (MB) - CONVENTION CENTER GRAND CARIBBEAN WING FLOOR FINISH PLAN

sheet title

project no. 195056 date 09/07/21

checked by: Checker
drawn by: Author

B1
component

I-260
sheet no.

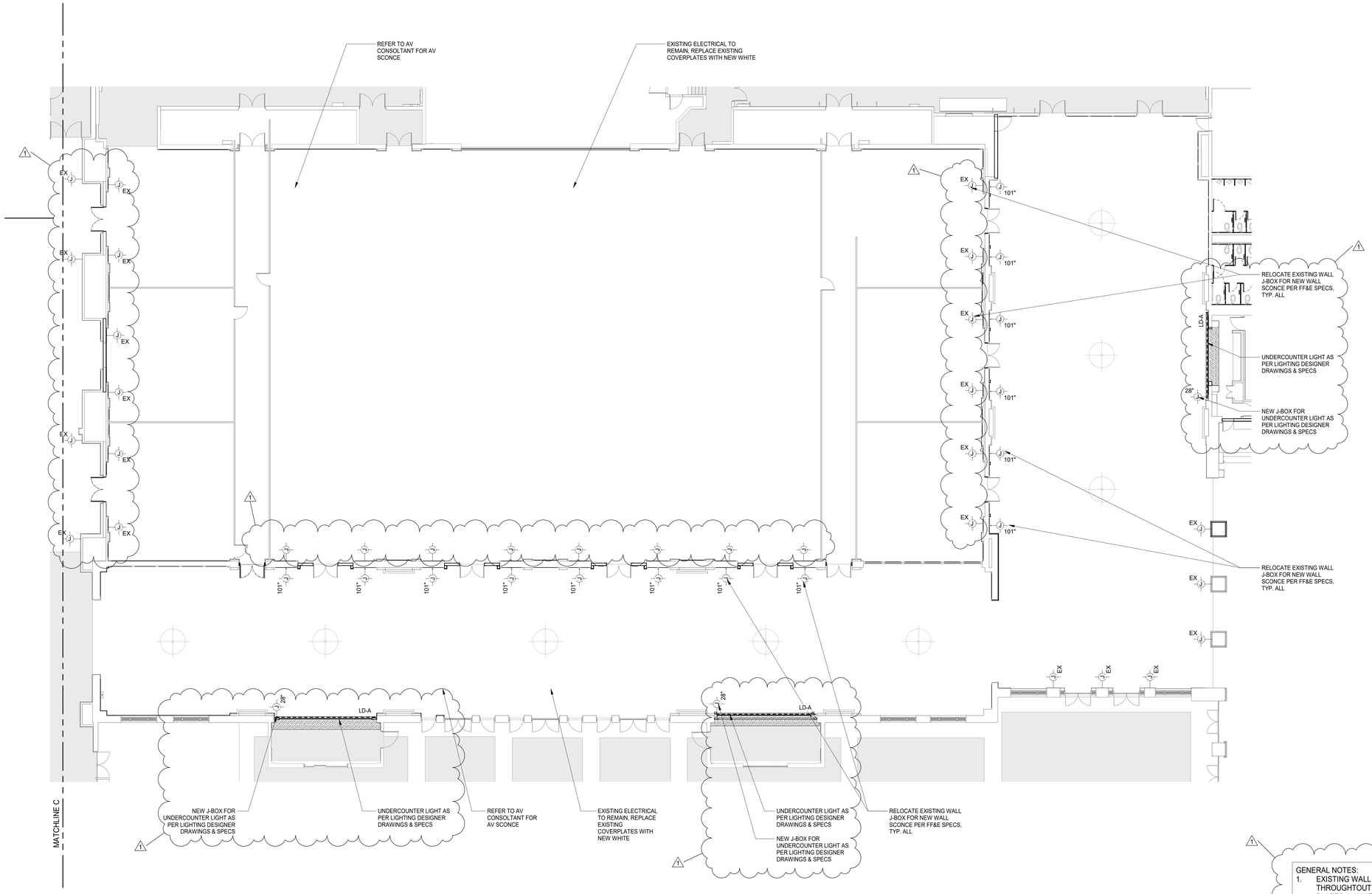

GENERAL NOTES:
1. EXISTING WALL RECEPTACLE OUTLETS TO REPLACED THROUGHTOUT WITH NEW RECAPTACLES AND COVER PLATES IN WHITE COLOR
2. EXISTING FLOOR OUTLETS TO BE REPLACED THROUGHOUT WITH NEW COVER PLATES IN SATIN STAINLESS STEEL
3. ALL EXISTING WALL J-BOXES TO BE MOVED HIGH IN ELEVATION IN ORDER TO PROVIDE ADA CLERANCE AS PER CODE. G.C. TO COORDINATE WITH WALL SCONCE FF&E SPEC, SIZE & LOCATION OF J-BOX

1 GRAND CARIBBEAN WING ELECTRICAL PLAN

3/32" = 1'-0"

1/7/2022 9:54:11 PM
The original size of this drawing is 30"x42"

Copyright © 2011 WATG. All rights reserved.

Wimberly INTERIORS
a design studio of WATG
strategy planning architecture landscape interiors
new york | NY | 212 274 2626 watg.com

ROYAL BLUE HOSPITALITY, LLC

PO BOX 9832
SAN JUAN, PR 00908
PUERTO RICO

client | consultant

stamp | approval

90% CD SET - CONVENTION CENTER | GRAND CARIBBEAN WING | REV 1 | JAN 07, 2022 |

key plan

no.	date	issue
1	01/07/2022	90% CD SET - CONVENTION CENTER GRAND CARIBBEAN WING

issues | revisions

EL CONQUISTADOR RESORT

1000 EL CONQUISTADOR AVENUE
FAJARDO, PR 00738-3711
PUERTO RICO

BUILDING #1 MAIN BUILDING (MB) - CONVENTION CENTER GRAND CARIBBEAN WING ELECTRICAL PLAN

sheet title

project no. 195056 date 09/14/21

checked by: Checker
drawn by: Author

B1
component

I-360
sheet no.

GENERAL FINISH NOTE:
1. PAINT ALL CEILING GRILLES TO MATCH ADJACENT CEILING
2. PATCH, REPAIR & PAINT ALL ACCESS PANELS TO MATCH ADJACENT SURFACE
3. CAULT BETWEEN ALL DISSIMILAR SURFACES
4. REFER TO LIGHTING DESIGNER FOR ARCHITECTURAL LIGHTING SCOPE
5. CLEAN ALL EXISTING CHANDELIERS
6. AV SCOPE TO BE DETERMINED
7. ALL MEP, SPRINIKLERS & FIRE SAFETY DEVICES TO REMAIN AND BE CLEANED

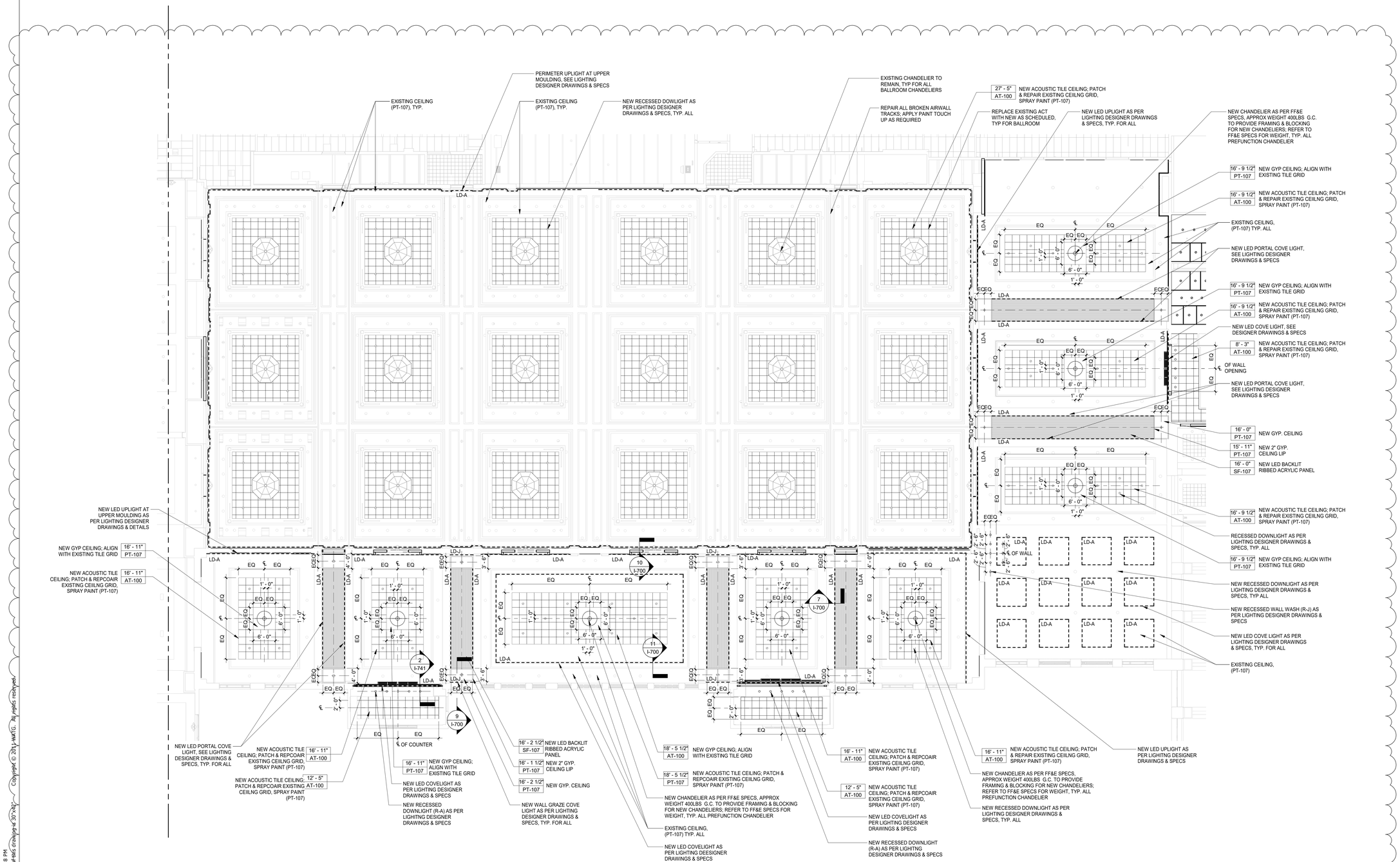

1 GRAND CARIBBEAN WING REFLECTED CEILING PLAN

3/32" = 1'-0"

NOTE:
1. ALL ARCHITECTURAL LIGHTING AS PER LIGHTING DESIGNER DRAWINGS AND SPECIFICATIONS.

1/7/2022 9:54:18 PM
The original size of this drawing is 24"x36" Copyright © 2011 WATG. All rights reserved.

Wimberly INTERIORS
a design studio of WATG
strategy planning architecture landscape interiors
new york | NY | 212 274 2626 watg.com

ROYAL BLUE HOSPITALITY, LLC

PO BOX 9832
SAN JUAN, PR 00908
PUERTO RICO

client | consultant

stamp | approval

90% CD SET - CONVENTION CENTER | GRAND CARIBBEAN WING | REV 1 | JAN 07, 2022 |

key plan

no.	date	issue
1	01/07/2022	90% CD SET - CONVENTION CENTER GRAND CARIBBEAN WING

issues | revisions

EL CONQUISTADOR RESORT

1000 EL CONQUISTADOR AVENUE
FAJARDO, PR 00738-3711
PUERTO RICO

BUILDING #1 MAIN BUILDING (MB) - CONVENTION CENTER GRAND CARIBBEAN WING REFLECTED CEILING PLAN

sheet title

project no. 195056 date 09/14/21

checked by: Checker
drawn by: Author

B1
component

I-460
sheet no.

CHANDELIER WEIGHTS (APROX.):

FF&E ITEM	WEIGHT (LBS.)
CC-502	400

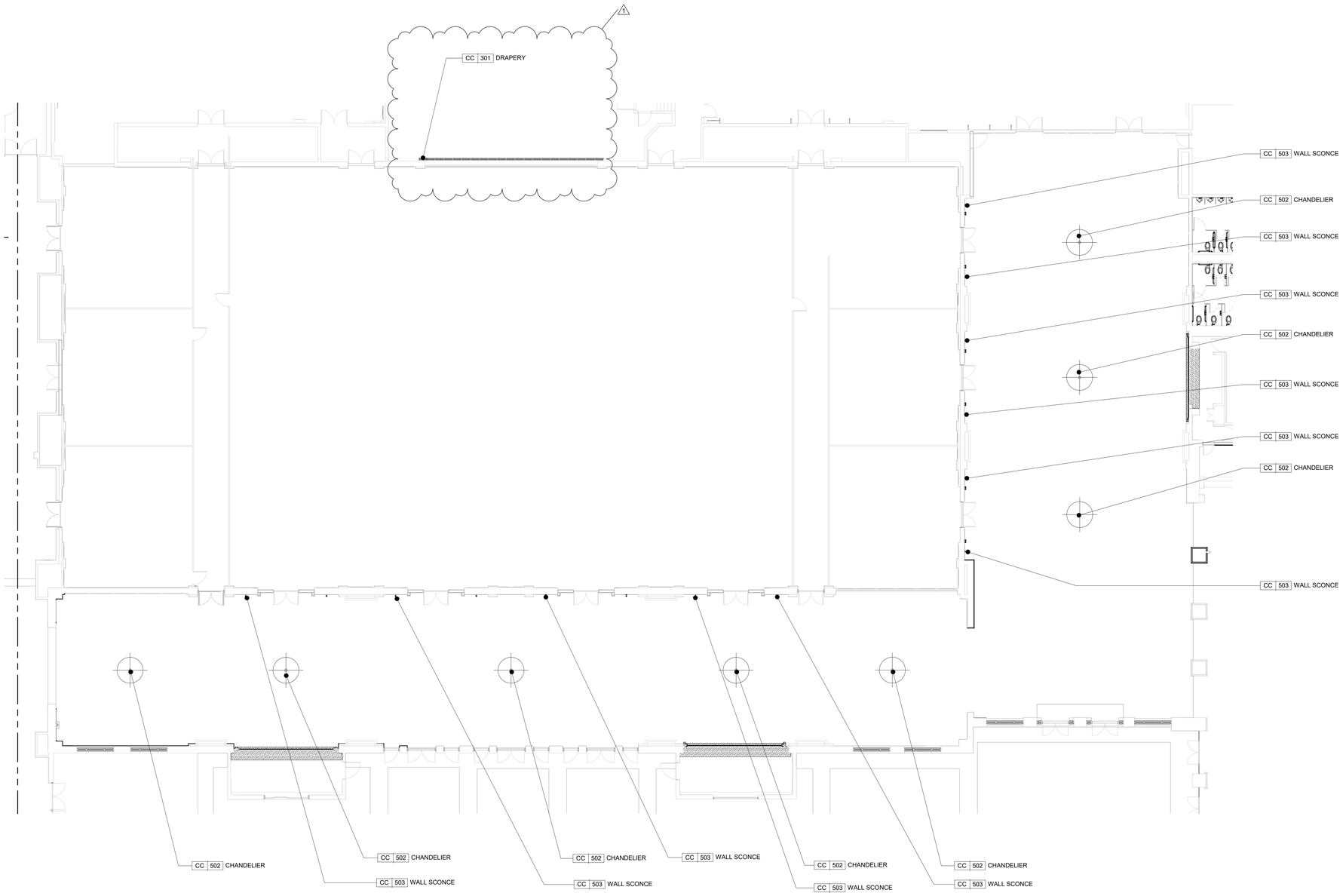

1 GRAND CARIBBEAN WING FF&E PLAN

3/32" = 1'-0"

1/7/2022 9:54:21 PM
The original size of this drawing is 30"x42"
Copyright © 2011 WATG. All rights reserved.

Wimberly INTERIORS
a design studio of WATG
strategy planning architecture landscape interiors
new york | NY | 212 274 2626 watg.com

ROYAL BLUE HOSPITALITY, LLC

PO BOX 9832
SAN JUAN, PR 00908
PUERTO RICO

client | consultant

stamp | approval

90% CD SET - CONVENTION CENTER | GRAND CARIBBEAN WING | REV 1 | JAN 07, 2022 |

key plan

no.	date	issue
1	01/07/2022	90% CD SET - CONVENTION CENTER GRAND CARIBBEAN WING

issues | revisions

EL CONQUISTADOR RESORT

1000 EL CONQUISTADOR AVENUE
FAJARDO, PR 00738-3711
PUERTO RICO

BUILDING #1 MAIN BUILDING (MB) - CONVENTION CENTER GRAND CARIBBEAN WING FF&E PLAN

sheet title

project no. 195056 date 09/15/21

checked by: Checker
drawn by: Author

B1
component

I-560
sheet no.

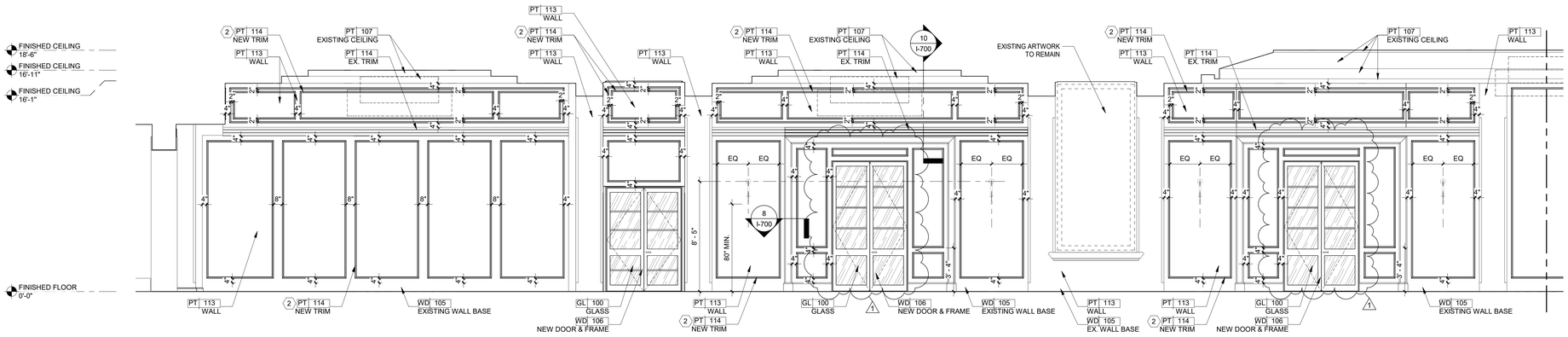

1 GRAND CARIBBEAN PREFUNCTION SOUTH ELEVATION CONT'D

1/4" = 1'-0"

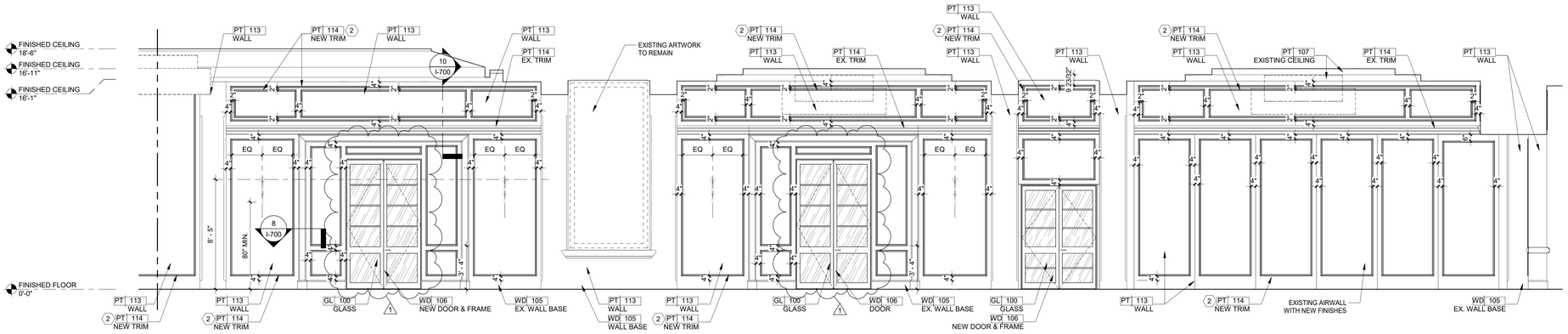

2 GRAND CARIBBEAN PREFUNCTION SOUTH ELEVATION CONT'D

1/4" = 1'-0"

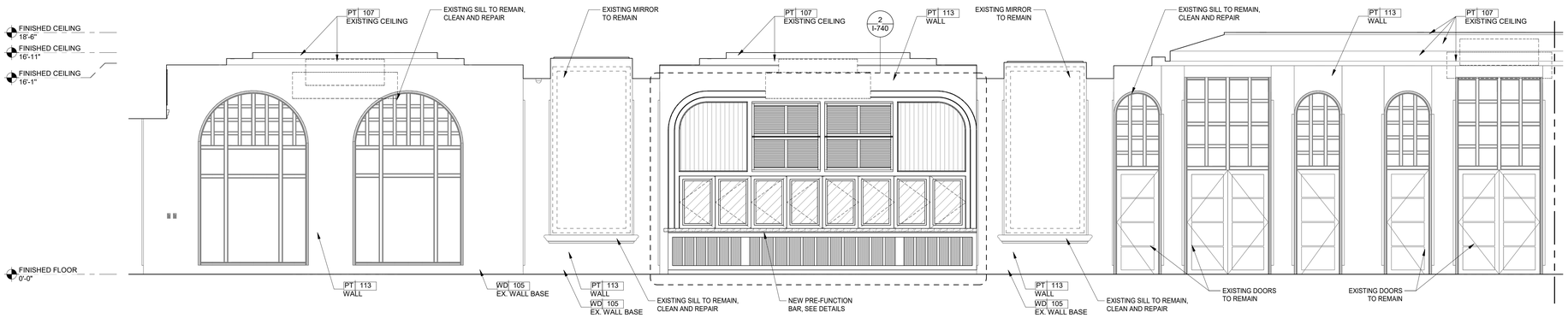

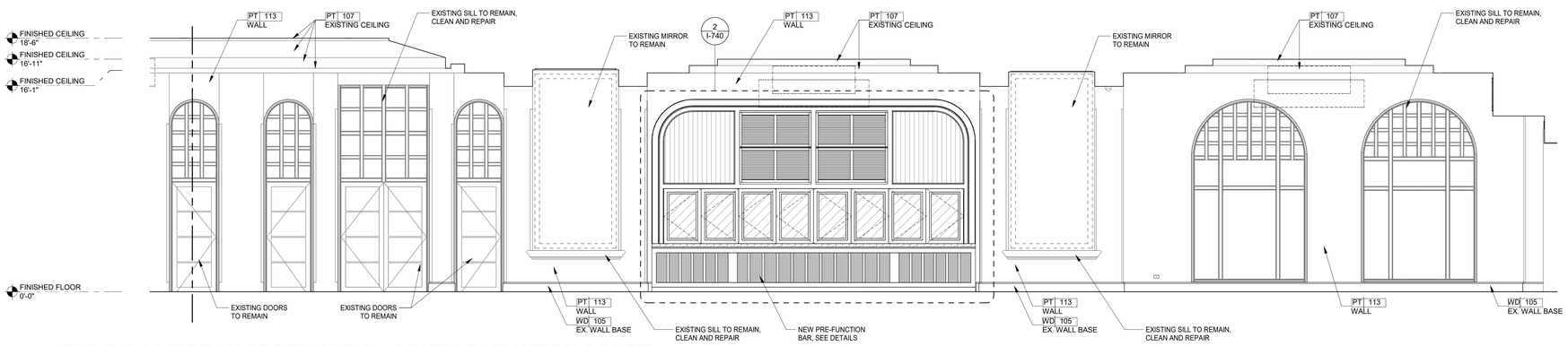

2 GRAND CARIBBEAN PREFUNCTION SOUTH ELEVATION CONT'D

1/4" = 1'-0"

1/7/2022 9:54:29 PM
The original size of this drawing is 30"x42"
Copyright © 2011 WATG. All rights reserved.

Wimberly INTERIORS
a design studio of WATG
strategy planning architecture landscape interiors
new york | NY | 212 274 2626 watg.com

ROYAL BLUE HOSPITALITY, LLC
PO BOX 9832
SAN JUAN, PR 00908
PUERTO RICO

client | consultant

stamp | approval

90% CD SET - CONVENTION CENTER | GRAND CARIBBEAN WING | REV 1 | JAN 07, 2022 |

key plan

no.	date	issue
1	01/07/2022	90% CD SET - CONVENTION CENTER GRAND CARIBBEAN WING

issues | revisions

EL CONQUISTADOR RESORT
1000 EL CONQUISTADOR AVENUE
FAJARDO, PR 00738-3711
PUERTO RICO

project logo

BUILDING #1 MAIN BUILDING (MB) - GRAND CARIBBEAN WING PREFUNCTION ELEVATIONS

sheet title

project no. 195056 date 09/21/21

checked by: Checker
drawn by: Author

B1
component

I-630
sheet no.

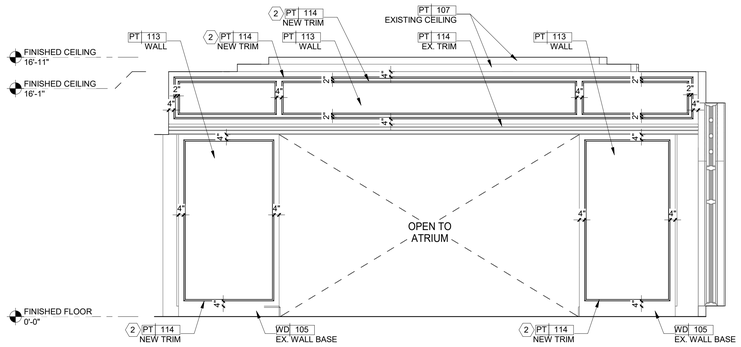

1 GRAND CARIBBEAN PREFUNCTION SOUTH ELEVATION
1/4" = 1'-0"

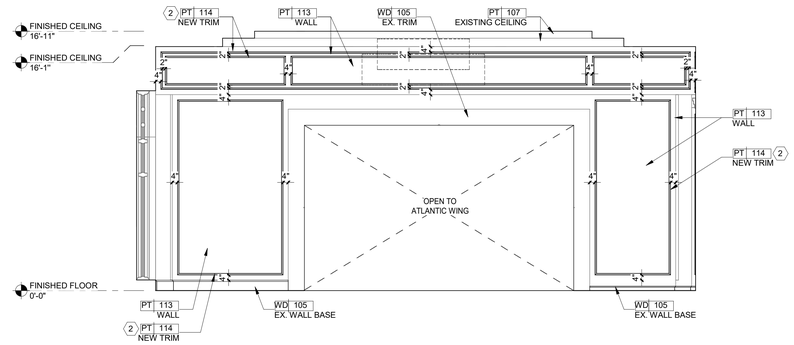

2 GRAND CARIBBEAN PREFUNCTION SOUTH ELEVATION
1/4" = 1'-0"

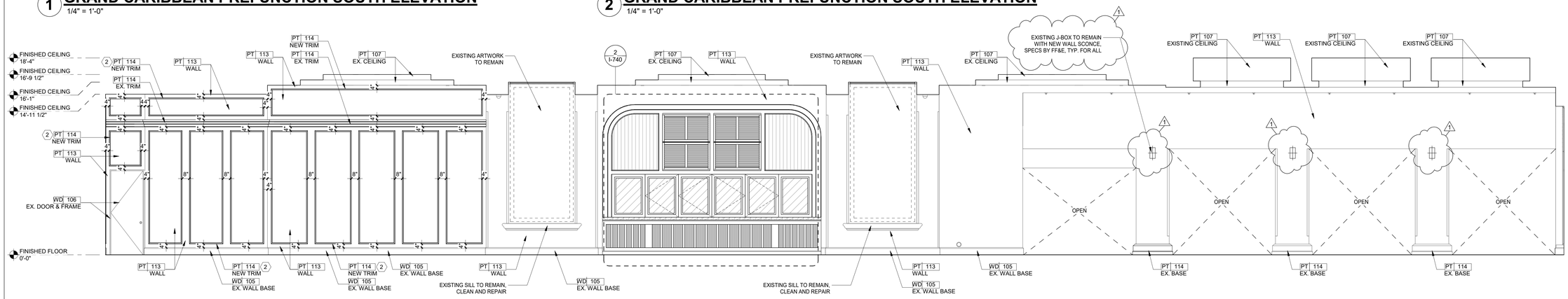

3 GRAND CARIBBEAN PREFUNCTION EAST ELEVATION
1/4" = 1'-0"

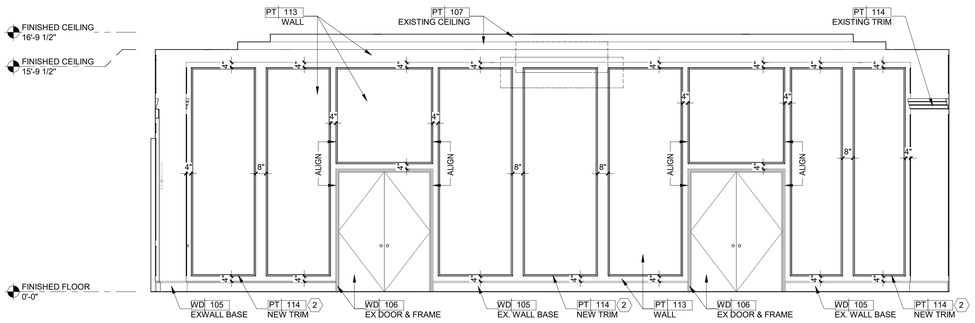

4 GRAND CARIBBEAN PREFUNCTION EAST ELEVATION
1/4" = 1'-0"

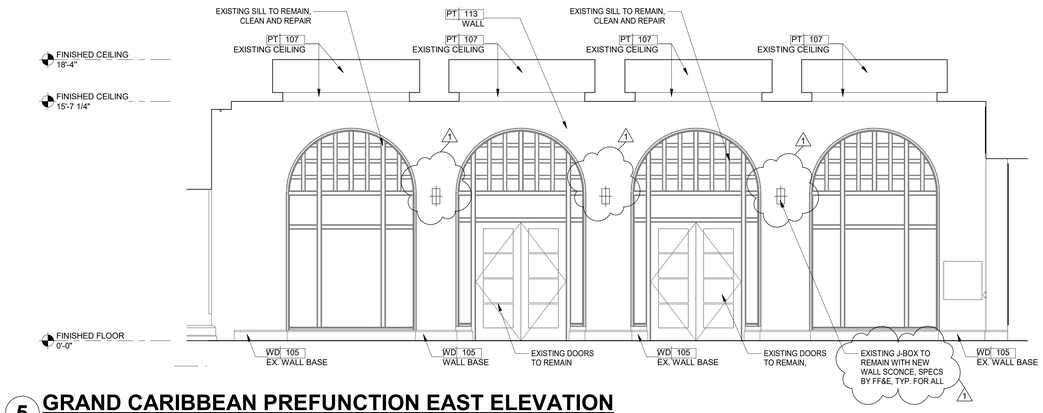

5 GRAND CARIBBEAN PREFUNCTION EAST ELEVATION
1/4" = 1'-0"

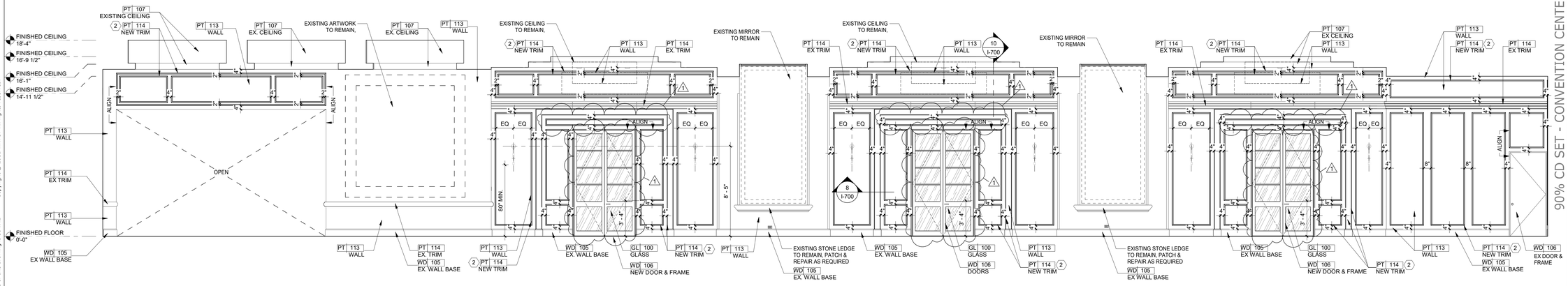

6 GRAND CARIBBEAN PREFUNCTION EAST ELEVATION
1/4" = 1'-0"

Copyright © 2011 WATG. All rights reserved.

1/7/2022 9:54:40 PM
The original size of this drawing is 30"x42"

90% CD SET - CONVENTION CENTER | GRAND CARIBBEAN WING | REV 1 | JAN 07, 2022 |

Wimberly INTERIORS
a design studio of WATG

strategy planning architecture landscape interiors

new york | NY | 212 274 2626 watg.com

ROYAL BLUE HOSPITALITY, LLC

PO BOX 9832
SAN JUAN, PR 00908
PUERTO RICO

client | consultant

stamp | approval

key plan

no.	date	issue
1	01/07/2022	90% CD SET - CONVENTION CENTER GRAND CARIBBEAN WING

issues | revisions

EL CONQUISTADOR RESORT

1000 EL CONQUISTADOR AVENUE
FAJARDO, PR 00738-3711
PUERTO RICO

project logo

BUILDING #1 MAIN BUILDING (MB) - GRAND CARIBBEAN WING PREFUNCTION ELEVATIONS

sheet title

project no. 195056 date 09/22/21

checked by: Checker
drawn by: Author

B1
component

I-631
sheet no.

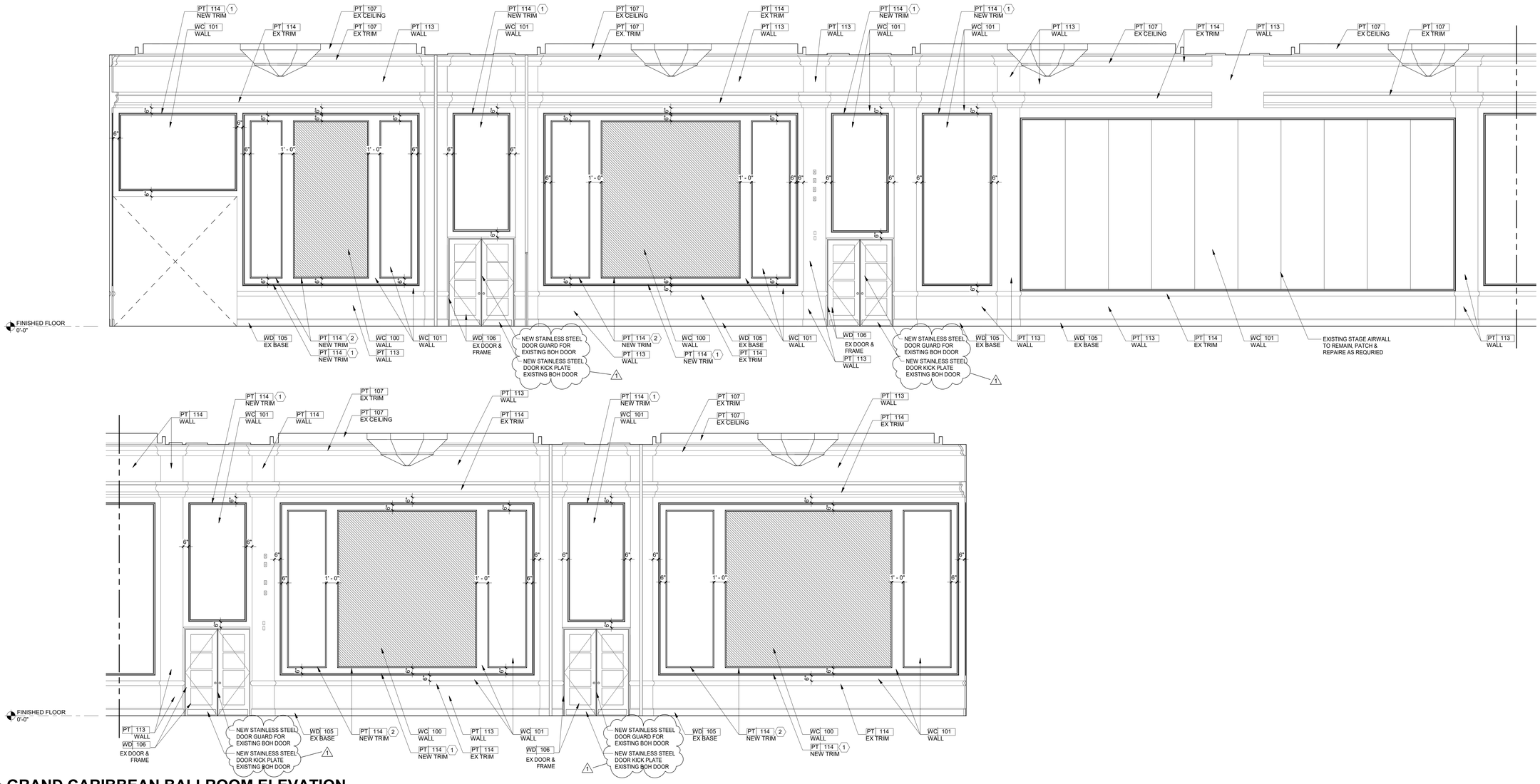

1 GRAND CARIBBEAN BALLROOM ELEVATION

1/4" = 1'-0"

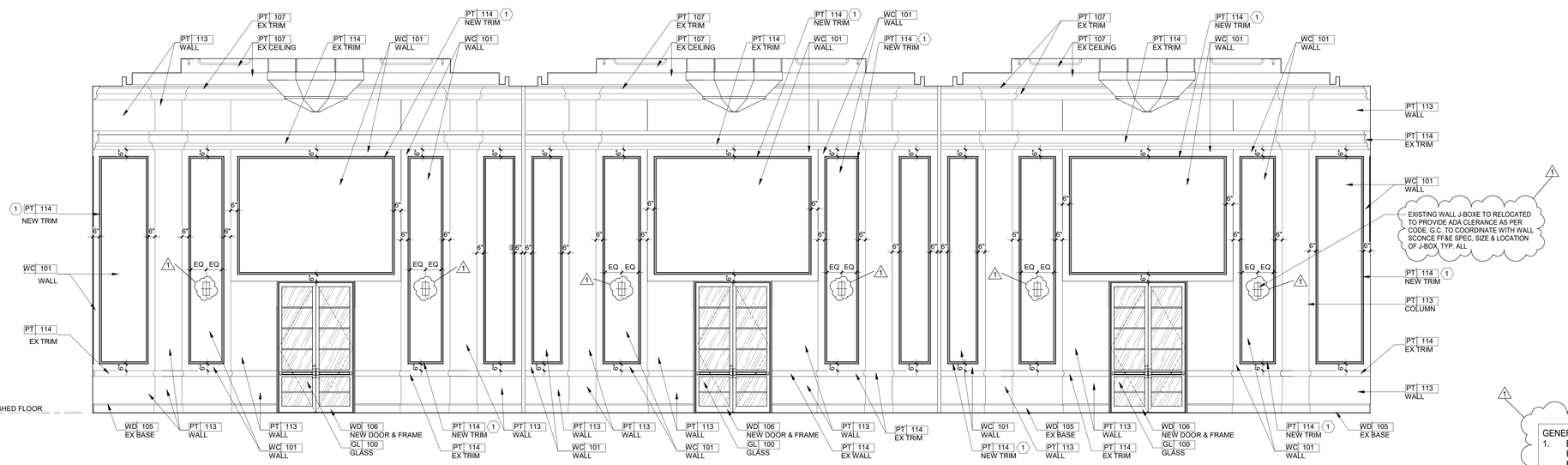

2 GRAND CARIBBEAN BALLROOM ELEVATION

1/4" = 1'-0"

GENERAL NOTES:
1. EXISTING BOH DOORS TO BE REPLACED IF POSSIBLE, FINISH AS SCHEDULED. DOOR HARDWARE TO MATCH EXISTING SPEC IN STAINLESS STEEL FINISH
2. EXISTING EXIT SIGNS, STROBE LIGHTS & ANY OTHER CODE REQUIRED FIXTURES AS PER ARCHITECT'S DRAWINGS & SPECIFICATIONS

Copyright © 2011 WATG. All rights reserved.

1/7/2022 9:54:49 PM
The original size of this drawing is 30"x42"

Wimberly INTERIORS
a design studio of WATG
strategy planning architecture landscape interiors
new york | NY | 212 274 2626 watg.com

ROYAL BLUE HOSPITALITY, LLC
PO BOX 9832
SAN JUAN, PR 00908
PUERTO RICO

client | consultant

stamp | approval

90% CD SET - CONVENTION CENTER | GRAND CARIBBEAN WING | REV 1 | JAN 07, 2022 |

key plan

no.	date	issue
1	01/07/2022	90% CD SET - CONVENTION CENTER GRAND CARIBBEAN WING

issues | revisions

EL CONQUISTADOR RESORT
1000 EL CONQUISTADOR AVENUE
FAJARDO, PR 00738-3711
PUERTO RICO

project logo

BUILDING #1 MAIN BUILDING (MB) - GRAND CARIBBEAN BALLROOM ELEVATION

sheet title

project no. 195056 date 09/24/21

checked by: Checker
drawn by: Author

B1
component

I-640
sheet no.

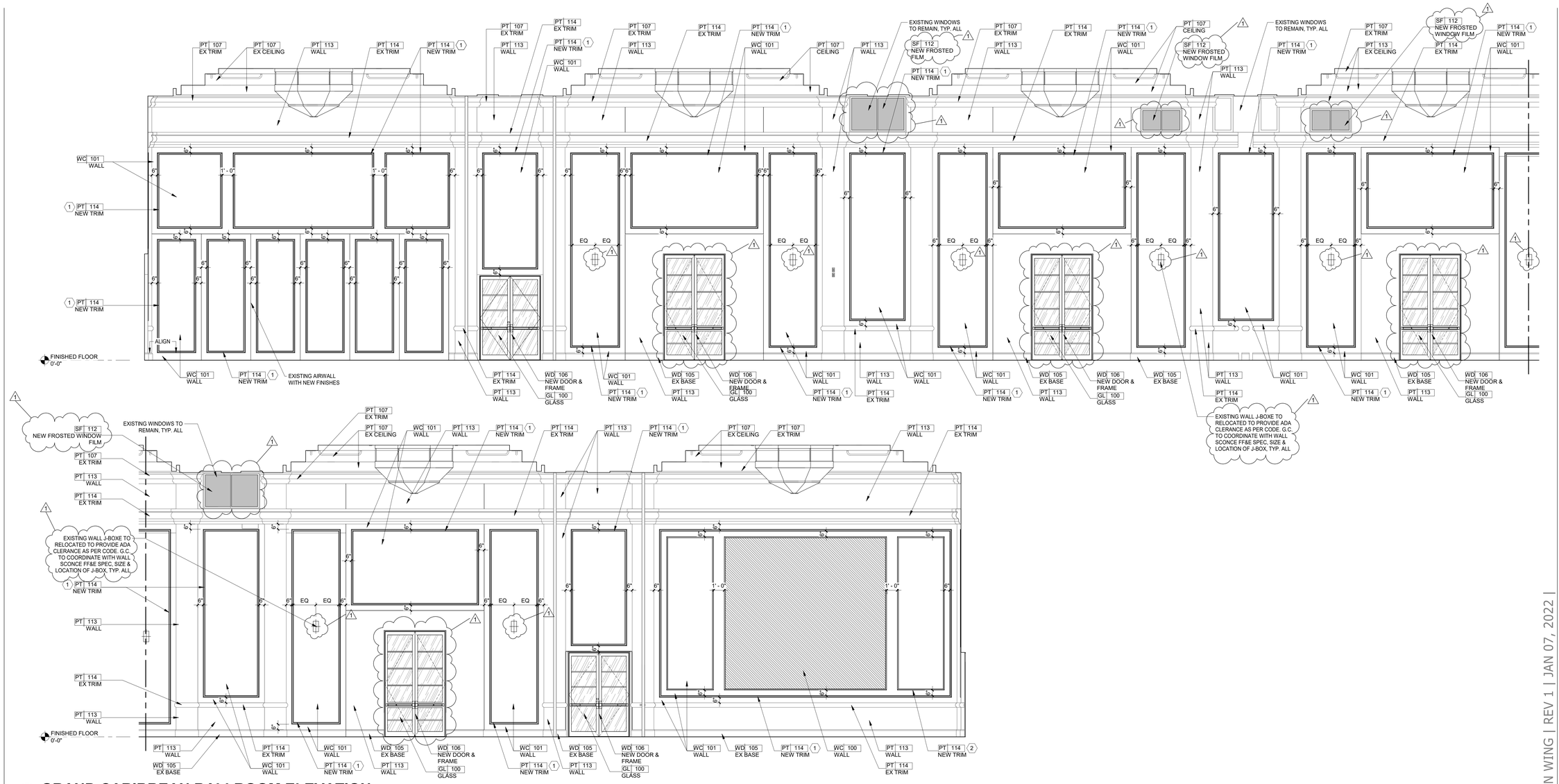

1 GRAND CARIBBEAN BALLROOM ELEVATION

1/4" = 1'-0"

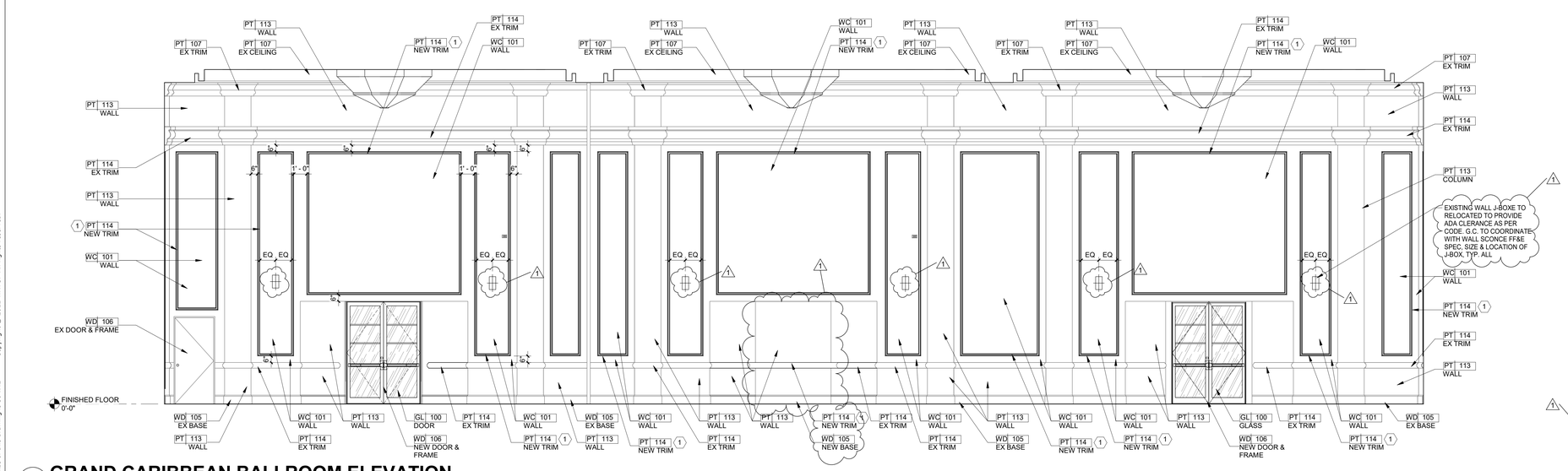

2 GRAND CARIBBEAN BALLROOM ELEVATION

1/4" = 1'-0"

GENERAL NOTES:

1. EXISTING BOH DOORS TO BE REPLACED IF POSSIBLE, FINISH AS SCHEDULED. DOOR HARDWARE TO MATCH EXISTING SPEC IN STAINLESS STEEL FINISH
2. EXISTING EXIT SIGNS, STROBE LIGHTS & ANY OTHER CODE REQUIRED FIXTURES AS PER ARCHITECT'S DRAWINGS & SPECIFICATIONS

1/7/2022 9:55:03 PM
The original size of this drawing is 30"x42"
Copyright © 2011 WATG. All rights reserved.

90% CD SET - CONVENTION CENTER | GRAND CARIBBEAN WING | REV 1 | JAN 07, 2022 |

Wimberly INTERIORS
a design studio of WATG
strategy planning architecture landscape interiors
new york | NY | 212 274 2626 watg.com

client | consultant

ROYAL BLUE HOSPITALITY, LLC

PO BOX 9832
SAN JUAN, PR 00908
PUERTO RICO

stamp | approval

key plan

no.	date	issue
1	01/07/2022	90% CD SET - CONVENTION CENTER GRAND CARIBBEAN WING

issues | revisions

EL CONQUISTADOR RESORT

1000 EL CONQUISTADOR AVENUE
FAJARDO, PR 00738-3711
PUERTO RICO

project logo

BUILDING #1 MAIN BUILDING (MB) - GRAND CARIBBEAN BALLROOM ELEVATION

sheet title

project no. 195056 date 11/12/21

checked by: Checker
drawn by: Author

B1
component

I-641
sheet no.

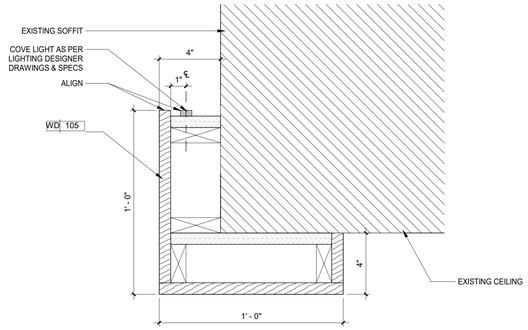

1 ATLANTIC PREFUNCTION WOOD DROP CEILING DETAIL
3" = 1'-0"

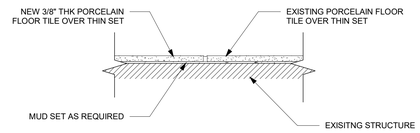

2 EXISTING TILE TO NEW TILE DETAIL
3" = 1'-0"

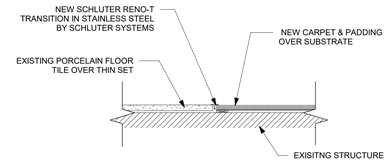

3 EXISTING TILE TO NEW CARPET DETAIL
3" = 1'-0"

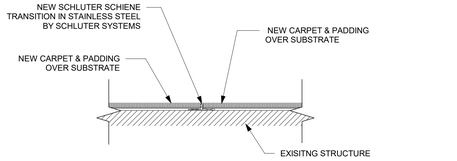

4 CARPET TO CARPET TRANSITION DETAIL
3" = 1'-0"

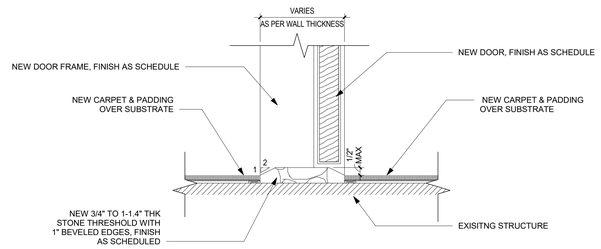

5 STONE THRESHOLD - CARPET TO CARPET
3" = 1'-0"

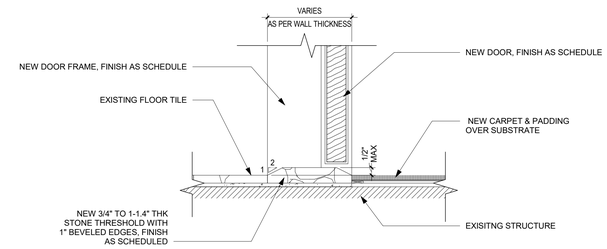

6 STONE THRESHOLD - EXISTING TILE TO CARPET
3" = 1'-0"

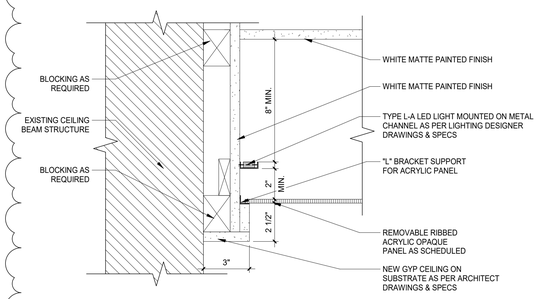

7 RIBBED ACRYLIC CEILING PANEL DETAIL
3" = 1'-0"

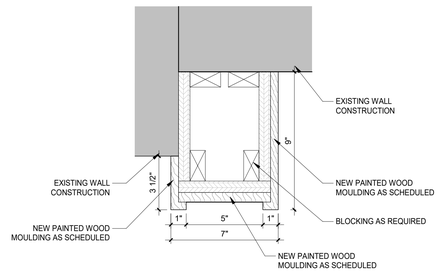

8 CARIBBEAN PREFUNCTION DOOR MOULDING
3" = 1'-0"

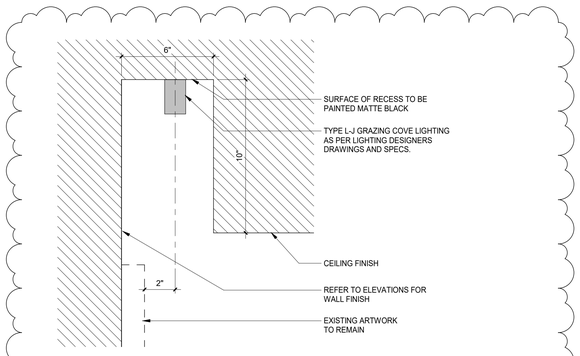

9 CARIBBEAN GRAZING COVE LIGHTING DETAIL
3" = 1'-0"

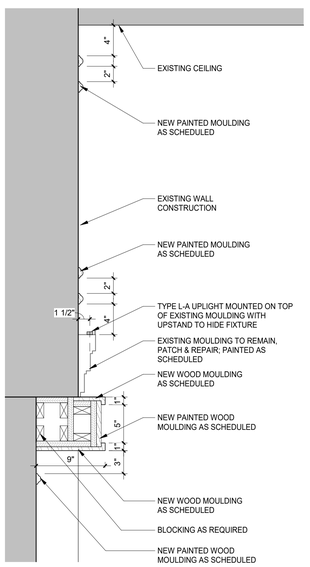

10 CARIBBEAN PREFUNCTION WALL MOULDING
1 1/2" = 1'-0"

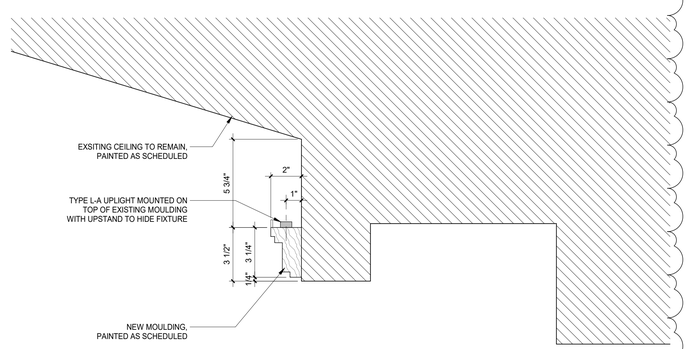

11 CARIBBEAN CEILING COVE LIGHTING DETAIL
3" = 1'-0"

1/7/2022 9:55:08 PM
The original size of this drawing is 30"x42"
Copyright © 2011 WATG. All rights reserved.

90% CD SET - CONVENTION CENTER | GRAND CARIBBEAN WING | REV 1 | JAN 07, 2022 |

Wimberly INTERIORS
a design studio of WATG
strategy planning architecture landscape interiors
new york | NY | 212 274 2626 watg.com

ROYAL BLUE HOSPITALITY, LLC
PO BOX 9832
SAN JUAN, PR 00908
PUERTO RICO

client | consultant

stamp | approval

key plan

no.	date	issue
1	01/07/2022	90% CD SET - CONVENTION CENTER GRAND CARIBBEAN WING

issues | revisions

EL CONQUISTADOR RESORT
1000 EL CONQUISTADOR AVENUE
FAJARDO, PR 00738-3711
PUERTO RICO

project logo

BUILDING #1 MAIN BUILDING (MB) - MAIN BUILDING CONSTRUCTION DETAILS

sheet title

project no. 195056 date 11/18/21

checked by: Checker
drawn by: Author

B1
component

I-700
sheet no.

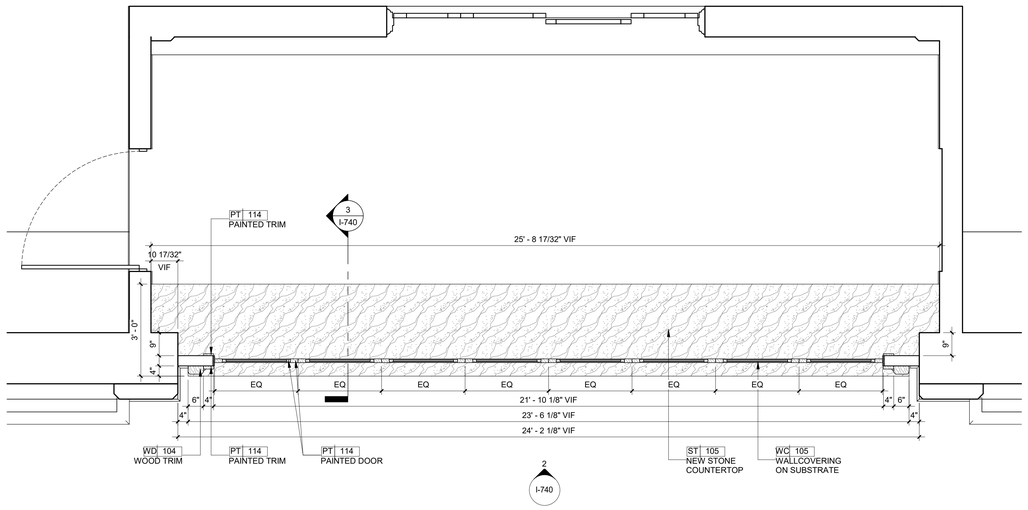

1 CONVENTION BAR KEY PLAN

1/2" = 1'-0"

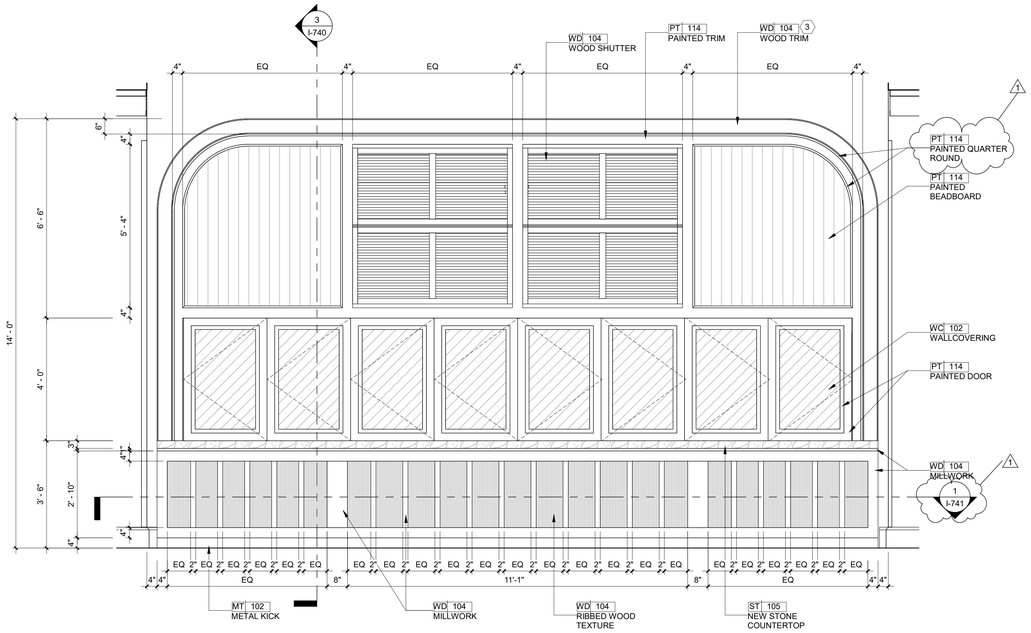

2 CONVENTION BAR ELEVATION

1/2" = 1'-0"

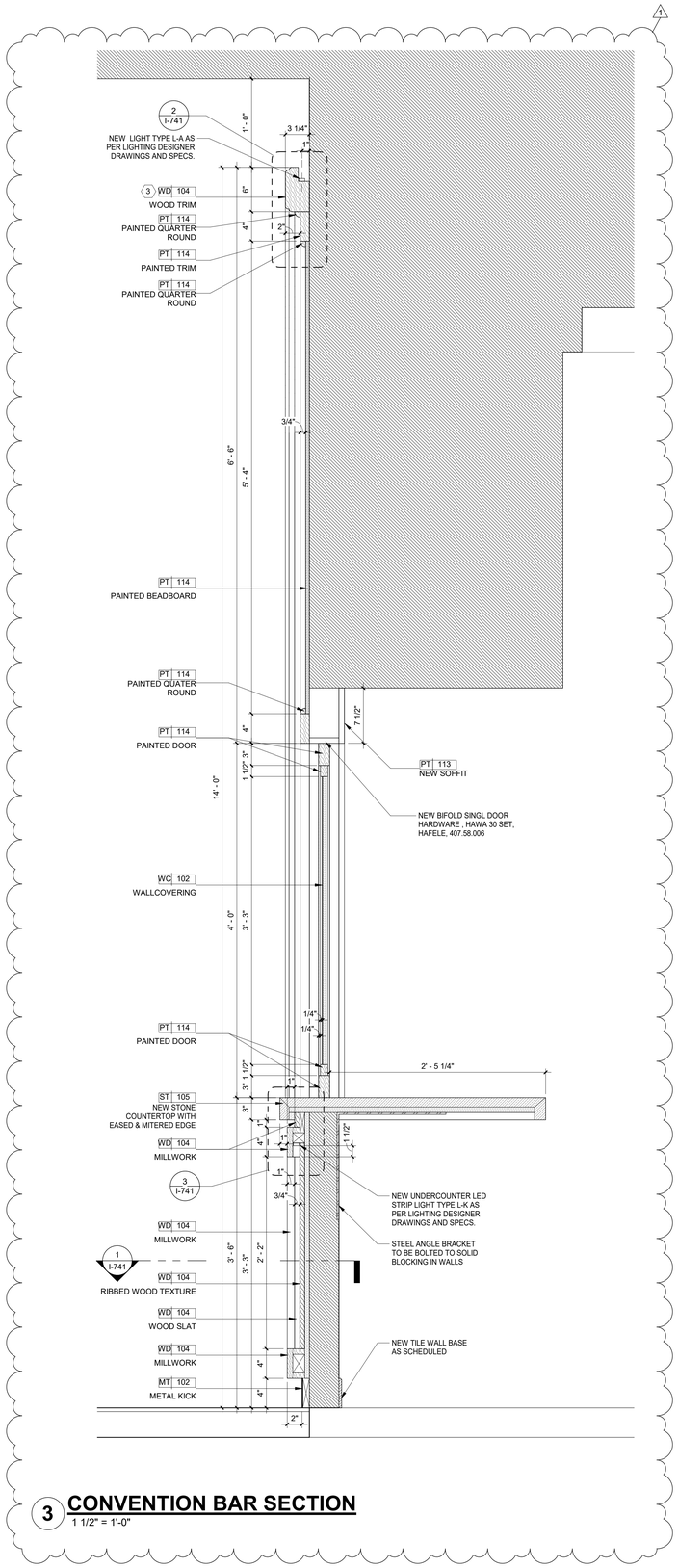

3 CONVENTION BAR SECTION

1 1/2" = 1'-0"

Wimberly
INTERIORS
a design studio of WATG

strategy planning architecture landscape interiors

new york | NY | 212 274 2626 watg.com

ROYAL BLUE HOSPITALITY, LLC

PO BOX 9832
SAN JUAN, PR 00908
PUERTO RICO

client | consultant

stamp | approval

key plan

no.	date	issue
1	01/07/2022	90% CD SET - CONVENTION CENTER GRAND CARIBBEAN WING

issues | revisions

EL CONQUISTADOR RESORT

1000 EL CONQUISTADOR AVENUE
FAJARDO, PR 00738-3711
PUERTO RICO

project logo

BUILDING #1 MAIN BUILDING (MB) - GRAND CARIBBEAN PREFUNCTION BAR DETAILS

sheet title

project no. 195056 date 10/13/21

checked by: Checker
drawn by: Author

B1
component

I-740
sheet no.

90% CD SET - CONVENTION CENTER | GRAND CARIBBEAN WING | REV 1 | JAN 07, 2022 |

Copyright © 2011 WATG. All rights reserved.

1/7/2022 9:55:14 PM
The original size of this drawing is 30"x42"

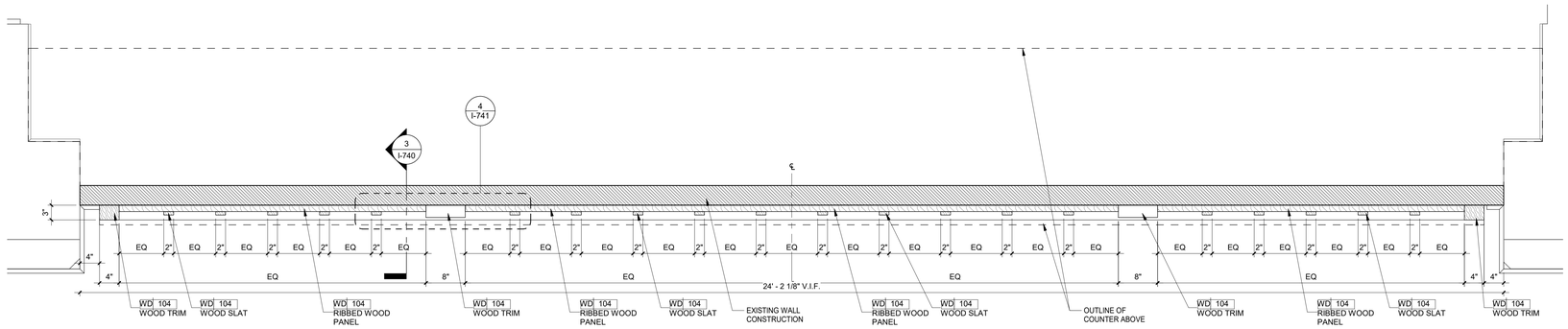

1 CARIBBEAN PREFUNCTION BAR DETAIL
1" = 1'-0"

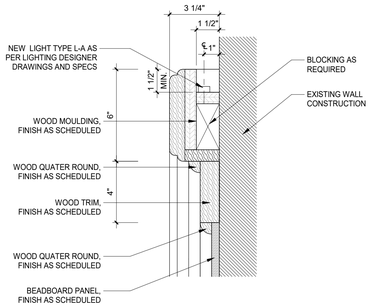

2 CARIBBEAN PREFUNCTION BAR DETAIL
3" = 1'-0"

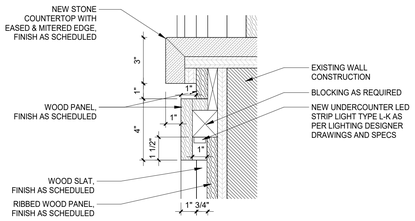

3 CARIBBEAN PREFUNCTION BAR DETAIL
3" = 1'-0"

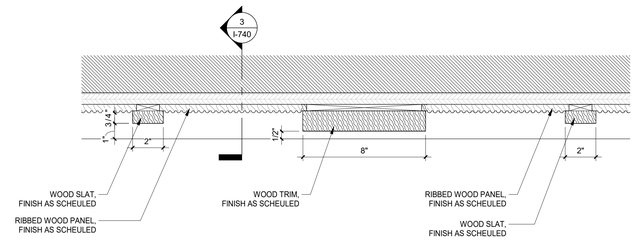

4 CARIBBEAN PREFUNCTION BAR DETAIL
3" = 1'-0"

Wimberly INTERIORS
a design studio of WATG
strategy planning architecture landscape interiors
new york | NY | 212 274 2626 watg.com

ROYAL BLUE HOSPITALITY, LLC
PO BOX 9832
SAN JUAN, PR 00908
PUERTO RICO

client | consultant

stamp | approval

key plan

no.	date	issue
1	01/07/2022	90% CD SET - CONVENTION CENTER GRAND CARIBBEAN WING

issues | revisions

EL CONQUISTADOR RESORT
1000 EL CONQUISTADOR AVENUE
FAJARDO, PR 00738-3711
PUERTO RICO

project logo

BUILDING #1 MAIN BUILDING (MB) - GRAND CARIBBEAN PREFUNCTION BAR DETAILS
sheet title

project no. 195056 date 01/06/22

checked by: Checker
drawn by: Author

B1
component

I-741
sheet no.

90% CD SET - CONVENTION CENTER | GRAND CARIBBEAN WING | REV 1 | JAN 07, 2022 |

1/7/2022 9:55:19 PM
The original size of this drawing is 30"x42"
Copyright © 2011 WATG. All rights reserved.

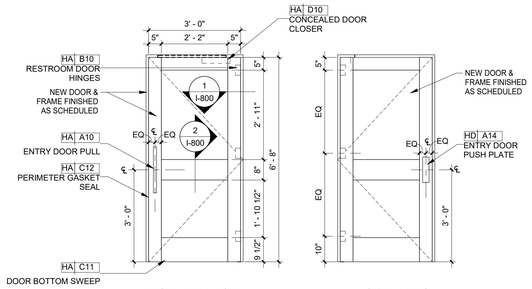

FRONT ELEVATION **BACK ELEVATION**

LOCATION	MAIN POOL RESTROOMS
DESCRIPTION	ENTRY DOOR
DOOR TAG	D100
SIZE	AS PER ARCH. DRAWINGS (3-0" W x 6'-6" H PREFERRED)
HARDWARE	
HARDWARE SET	FINISH
HA A10 ENTRY DOOR PULL	US10BE DARK OXIDIZED SATIN BRONZE
HA A14 DOOR PUSH PLATE	US10BE DARK OXIDIZED SATIN BRONZE
HA B10 HINGES	AGED BRONZE
HA C10 DOOR STOP	US10BE DARK OXIDIZED SATIN BRONZE
HA C11 DOOR BOTTOM SWEEEP	D - DARK BRONZE ANODIZED ALUMNUM WITH BLACK SOFT BRUSH INSERT
HA C12 PERIMETER GASKET SEAL	D - DARK BROWN SILICONE
HA D10 CONCEALED DOOR CLOSER	

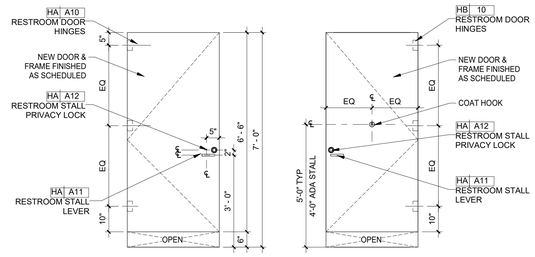

FRONT ELEVATION **BACK ELEVATION**

LOCATION	MAIN POOL RESTROOMS
DESCRIPTION	STALL DOOR
DOOR TAG	D101
SIZE	AS PER ARCH. DRAWINGS (3-0" W x 6'-6" H PREFERRED)
HARDWARE	
HARDWARE SET	FINISH
HA A11 DOOR LEVER	OIL RUBBED BRONZE
HA 12 PRIVACY LOCK	613 OIL RUBBED BRONZE
HA B10 HINGES	AGED BRONZE
HA C10 DOOR STOP	US10BE DARK OXIDIZED SATIN BRONZE

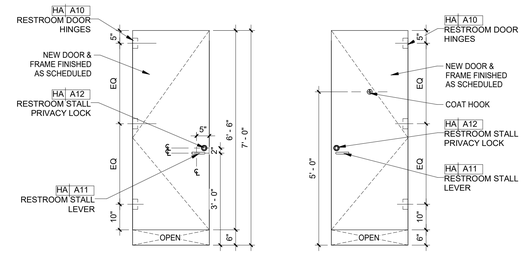

FRONT ELEVATION **BACK ELEVATION**

LOCATION	MAIN POOL RESTROOMS
DESCRIPTION	STALL DOOR
DOOR TAG	D102
SIZE	AS PER ARCH. DRAWINGS (2'-6" W x 6'-6" H PREFERRED)
HARDWARE	
HARDWARE SET	FINISH
HA A11 DOOR LEVER	OIL RUBBED BRONZE
HA 12 PRIVACY LOCK	613 OIL RUBBED BRONZE
HA B10 HINGES	AGED BRONZE
HA C10 DOOR STOP	US10BE DARK OXIDIZED SATIN BRONZE

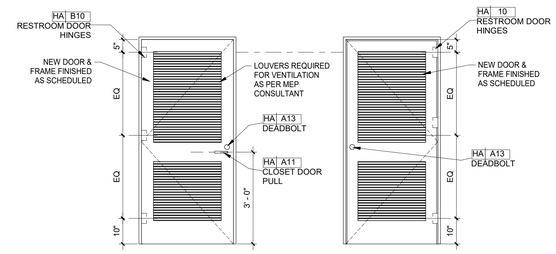

FRONT ELEVATION **BACK ELEVATION**

LOCATION	MAIN POOL RESTROOMS
DESCRIPTION	JAN CLOSET & MECH ROOM
DOOR TAG	D103
SIZE	AS PER ARCH. DRAWINGS (2'-6" W x 6'-6" H PREFERRED)
HARDWARE	
HARDWARE SET	FINISH
HA A11 DOOR LEVER	OIL RUBBED BRONZE
HA A13 DEADBOLT	OIL RUBBED BRONZE
HA B10 HINGES	AGED BRONZE
HA C10 DOOR STOP	US10BE DARK OXIDIZED SATIN BRONZE

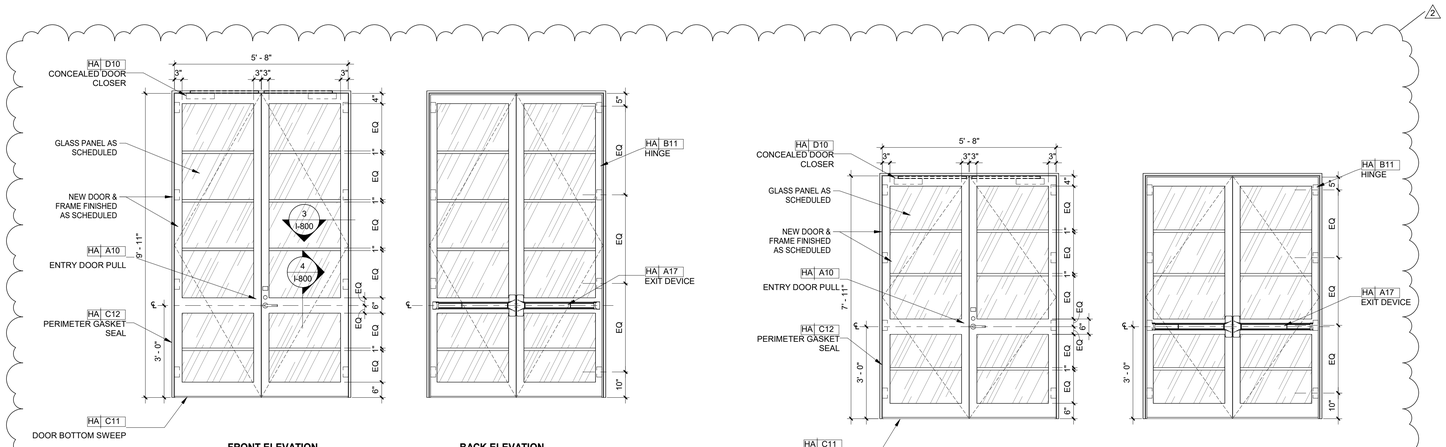

FRONT ELEVATION **BACK ELEVATION**

LOCATION	GRAND CARIBBEAN BALLROOM
DESCRIPTION	ENTRY DOOR
DOOR TAG	D104
SIZE	AS PER ARCH. DRAWINGS (5-8" W x 11'-2 1/2" H PREFERRED)
HARDWARE	
HARDWARE SET	FINISH
HA A16 ENTRY DOOR PULL	US10B SATIN OXIDIZED BRONZE, OIL RUBBED
HA A17 EXIT DEVICE	BLACK ANODIZED BRONZE
HA B11 HINGES	AGED BRONZE
HA C10 DOOR STOP	US10BE DARK OXIDIZED SATIN BRONZE
HA C11 DOOR BOTTOM SWEEEP	D - DARK BRONZE ANODIZED ALUMNUM WITH BLACK SOFT BRUSH INSERT
HA C12 PERIMETER GASKET SEAL	D - DARK BROWN SILICONE
HA D10 CONCEALED DOOR CLOSER	

FRONT ELEVATION **BACK ELEVATION**

LOCATION	GRAND CARIBBEAN BALLROOM
DESCRIPTION	ENTRY DOOR
DOOR TAG	D105
SIZE	AS PER ARCH. DRAWINGS (5-8" W x 7'11" H PREFERRED)
HARDWARE	
HARDWARE SET	FINISH
HA A16 ENTRY DOOR PULL	US10B SATIN OXIDIZED BRONZE, OIL RUBBED
HA A17 EXIT DEVICE	BLACK ANODIZED BRONZE
HA B11 HINGES	AGED BRONZE
HA C10 DOOR STOP	US10BE DARK OXIDIZED SATIN BRONZE
HA C11 DOOR BOTTOM SWEEEP	D - DARK BRONZE ANODIZED ALUMNUM WITH BLACK SOFT BRUSH INSERT
HA C12 PERIMETER GASKET SEAL	D - DARK BROWN SILICONE
HA D10 CONCEALED DOOR CLOSER	

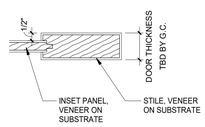

1 RESTROOM ENTRY DOOR DETAIL
3" = 1'-0"

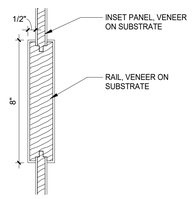

2 RESTROOM ENTRY DOOR DETAIL
3" = 1'-0"

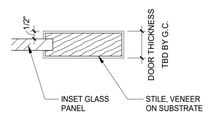

3 CARIBBEAN BALLROOM ENTRY DOOR DETAIL
3" = 1'-0"

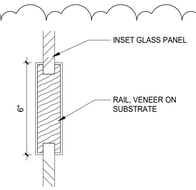

4 CARIBBEAN BALLROOM ENTRY DOOR DETAIL
3" = 1'-0"

NOTE: EXISTING ENTRY DOORS TO BE REUSED. REFURBISH DAMAGED DOORS OR PROVIDE A NEW DOOR TO MATCH EXISTING DOOR STYLE IF EXISTING DOOR IS BEYOND REPAIR

1/7/2022 9:55:22 PM
The original size of this drawing is 30"x42"
Copyright © 2011 WATG. All rights reserved.

90% CD SET - CONVENTION CENTER | GRAND CARIBBEAN WING | REV 1 | JAN 07, 2022 |

Wimberly INTERIORS

strategy planning architecture landscape interiors

new york | NY | 212 274 2626 watg.com

client | consultant

stamp | approval

key plan

no.	date	issue
2	01/07/2022	90% CD SET - CONVENTION CENTER GRAND CARIBBEAN WING
1	05/11/2021	MAIN BUILDING REVISED

issues | revisions

project logo

BUILDING #1 MAIN BUILDING (MB) - DOOR STYLES

sheet title

project no. 195056 date 03/18/19

checked by: Checker
drawn by: Author

B1
component

I-800
sheet no.

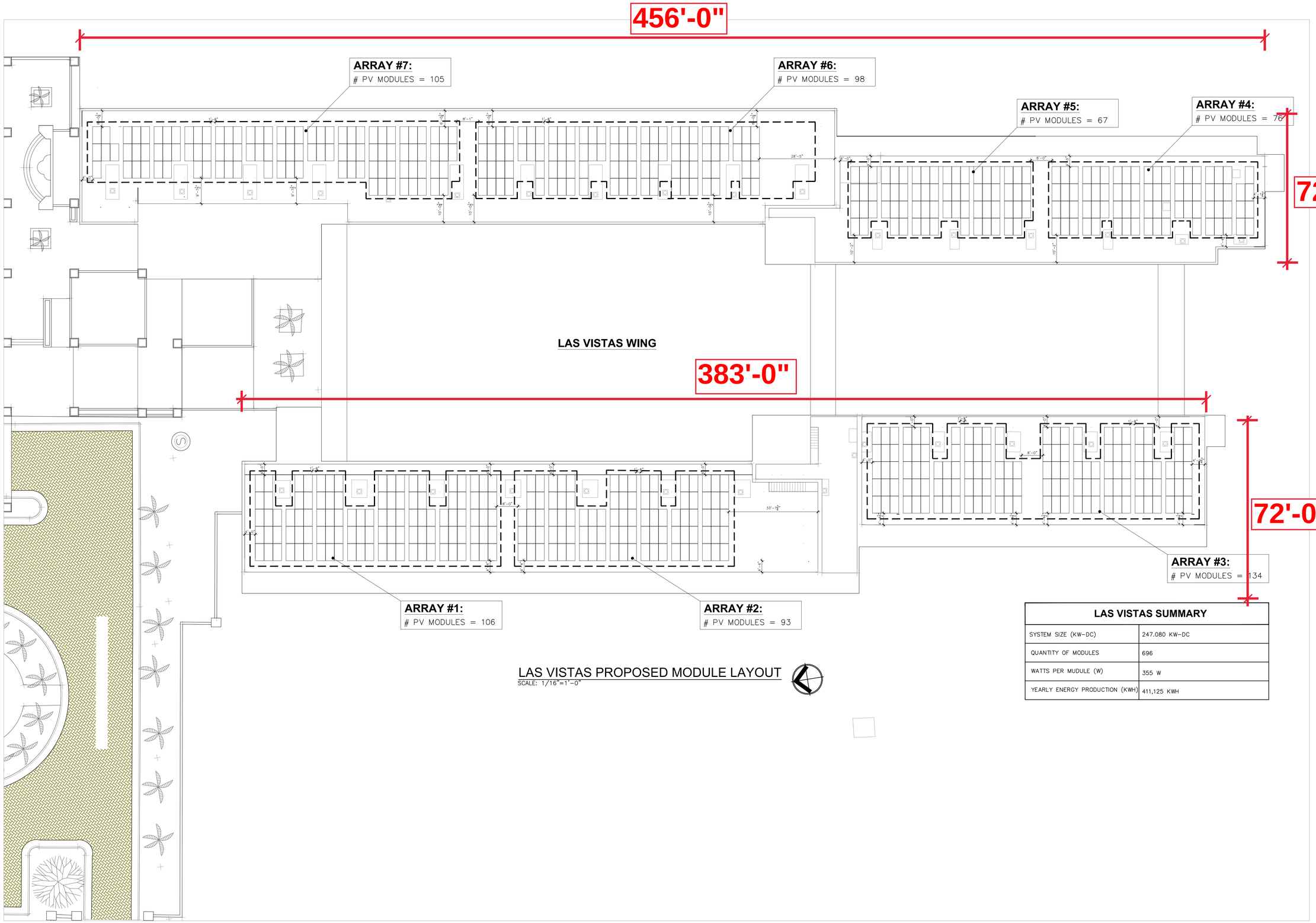

LAS VISTAS PROPOSED MODULE LAYOUT
SCALE: 1/16"=1'-0"

LAS VISTAS SUMMARY	
SYSTEM SIZE (KW-DC)	247.080 KW-DC
QUANTITY OF MODULES	696
WATTS PER MUDULE (W)	355 W
YEARLY ENERGY PRODUCTION (KWH)	411,125 KWH

S.E. ENGINEERING P.S.C.
318 DE DIEGO AVE. SUITE 206
SANTURCE, P.R. 00909
TEL. (787) 452-0977

NO.	DATE	DESCRIPTION	BY	APPRO.
A	2020.04.20	REVIEW	JST	JST

IMPORTANT NOTICE:

ALL DESIGNS, DRAWINGS AND COPIES ISSUED BY US, ARE PROPERTY OF SE ENGINEERING, PSC, AND CANNOT BE REPRODUCED OR EXHIBITED IN ANY MANNER OR PLACE, EXCEPT FOR THE PURPOSE OF ITS DESIGN INTENT OR BY WRITTEN CONSENT OF CD CONSULTANTS. IF FOR ANY REASON, PART OR ALL OF THE DESIGNS PRESENTED ARE ISSUED OR BUILT WITHOUT OUR CONSENT, THE PARTIES INVOLVED SHALL PAY CD CONSULTANTS. FEE IN FULL.

GENERAL CONTRACTOR NOTICE:

THE GENERAL CONTRACTOR SHALL VERIFY ALL DIMENSIONS, LEVELS AND CONDITIONS AT THE SITE PRIOR TO COMMENCEMENT OF THE WORK. ANY DISCREPANCIES, ERRORS OR OMISSIONS IN DIMENSIONS, ASSEMBLIES, CONSTRUCTIVE METHODS, ELECTRICAL, MECHANICAL, PLUMBING, STRUCTURAL, SITE COORDINATION AND/OR LOCAL BUILDING CODES IN THE PLANS, SHALL BE NOTIFIED TO CD CONSULTANTS IN WRITTEN FORM PRIOR TO COMMENCEMENT OF THE WORK SO CORRECTIONS CAN BE MADE. IF FOR ANY REASON SAID ERRORS, AND/OR OMISSIONS ARE NOT NOTIFIED TO CD CONSULTANTS, THE CONTRACTOR WILL BE HELD SOLELY RESIPONSIBILE FOR ANY CONSEQUENCES DERIVED FROM SUCH ERRORS AND/OR OMISSIONS.

AT NO TIME SHALL THE CONTRACTOR UTILIZE FOR CONSTRUCTION ANY OTHER DRAWING ISSUED TO HIMHER PRIOR TO CONSTRUCTION UNLESS MARKED "ISSUE FOR CONSTRUCTION" AND SEALED AND SIGNED BY AN CD CONSULTANTS OFFICIAL.

PROJECT NAME:
EL CONQUISTADOR HOTEL
PROPOSED PHOTOVOLTAIC SYSTEM
1000 El Conquistador Avenue
Fajardo, Puerto Rico

CLIENT:
EL CONQUISTADOR HOTEL

SEAL:

DATE: 2020.04.20
DWG SCALE: AS SHOWN
PLOT SCALE: 1:1
DRAWN BY: J.S.T.
REVISED ON: J.S.T.
APPROVED BY: J.S.T.

TITLE:
LAS VISTAS PROPOSED MODULE LAYOUT

DRAWING NO.: PV-02
SHEET NO.: 2
SET TOTAL SHEET: 2

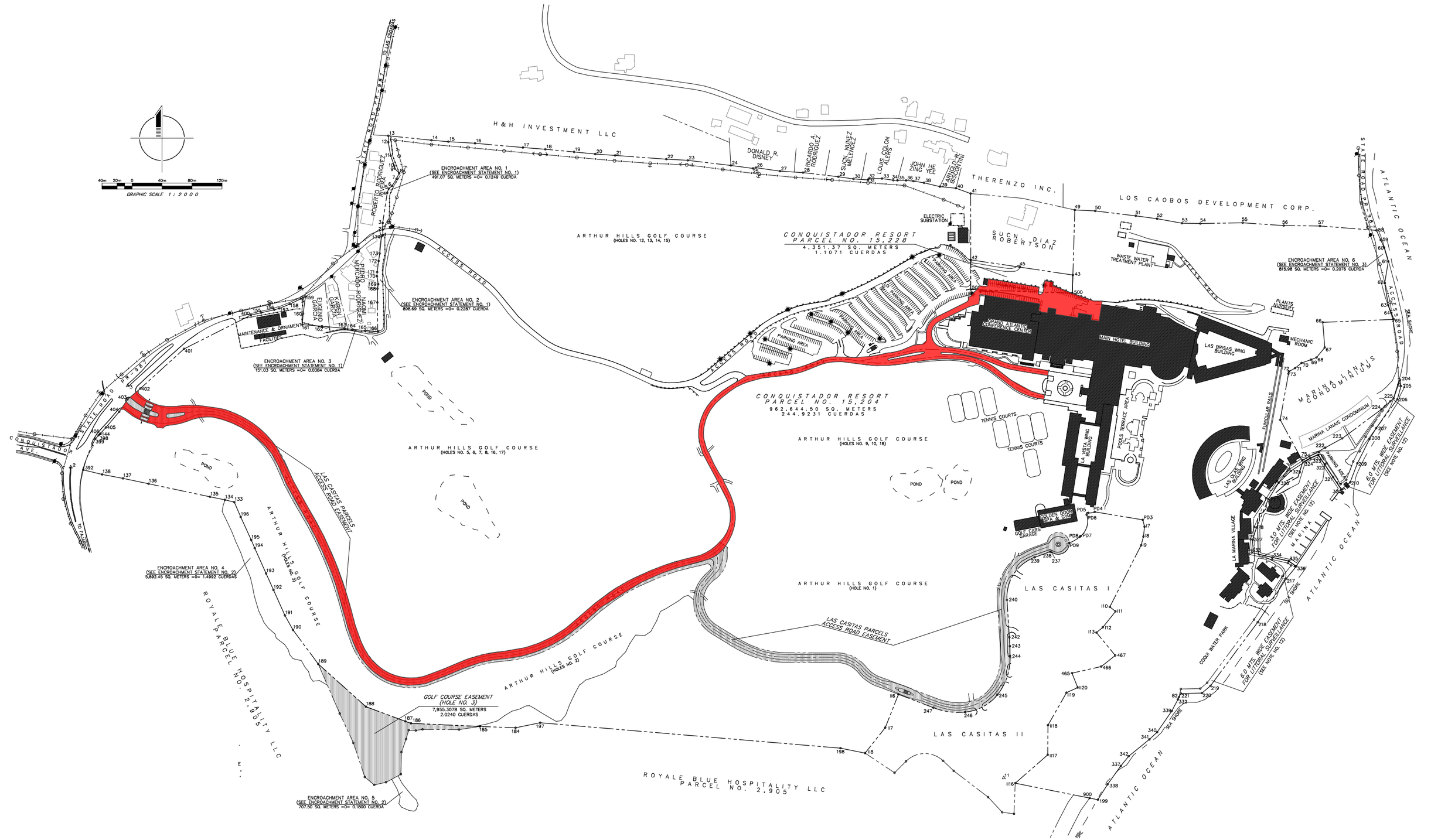

EL CONQUISTADOR
FAJARDO, PR

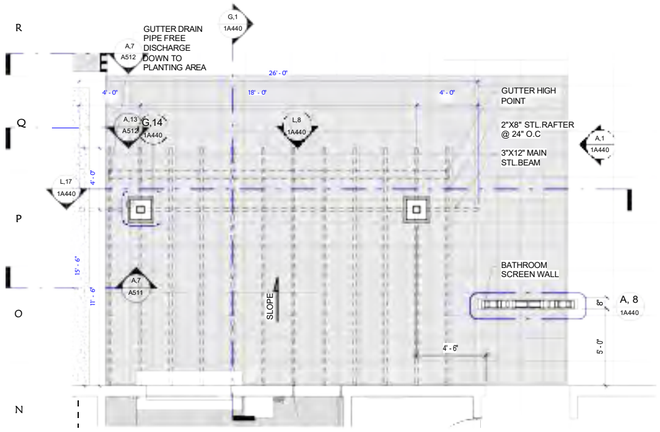

L,1 MAIN POOL VIRGIN BURGER FLOOR PLAN AREA A

SCALE: 1/4" = 1'-0"

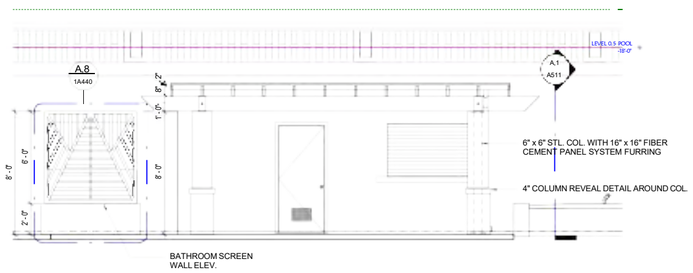

L,8 MAIN POOL VIRGIN BURGER ELEVATION 1 AREA A

SCALE: 1/4" = 1'-0"

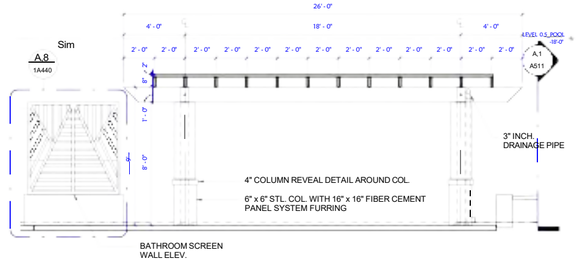

L,17 MAIN POOL VIRGIN BURGER AREA A SECTION 1

SCALE: 1/4" = 1'-0"

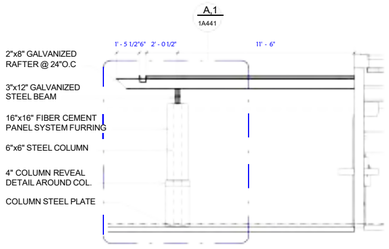

G,1 MAIN POOL VIRGIN BURGER AREA A SECTION 2

SCALE: 1/4" = 1'-0"

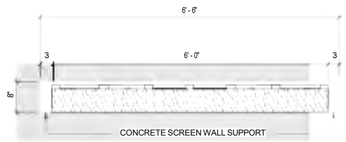

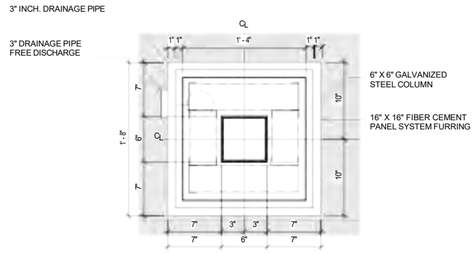

G,14 MAIN POOL VIRGIN BURGER COLUMN DETAIL 3

SCALE: 1 1/2" = 1'-0"

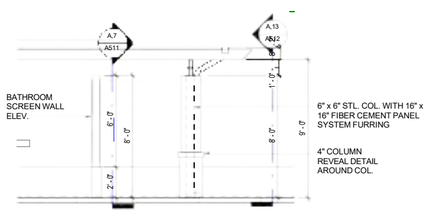

A,1 MAIN POOL VIRGIN BURGER ELEVATION 2 AREA A

SCALE: 1/4" = 1'-0"

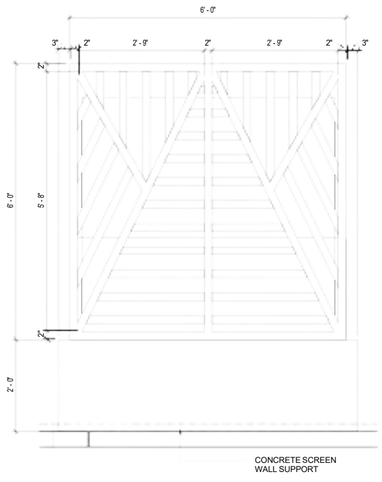

A,8 BATHROOM SCREEN WALL FLOOR PLAN AND ELEV.

SCALE: 3/4" = 1'-0"

V ARCHITECTURE
1701 Avenida Juan Ponce de León
Suite 206
San Juan, PR 00926-1985
787-622-3000
VARCHITECTURE.COM

THIS DOCUMENT AND ALL INFORMATION; DESIGN, CONCEPTS, DRAWINGS, DETAILS, SPECIFICATIONS & GENERAL NOTES CONTAINS HEREIN ARE THE EXCLUSIVE PROPERTY OF V ARCHITECTURE. IT SHALL NOT BE COPIEDOR TRANSMITTED IN ANY FORMS OR BY ANY MEAN ELECTRONIC INCLUDING RECORDING, PHOTOCOPYING, INFORMATION STORED & RETRIEVAL SYSTEMS, STRICTLY WITHOUT THE APPROPRIATE PRIOR WRITTEN PERMISSION OF V ARCHITECTURE. THESE DRAWINGS SHALL BE USED AS REFERENCE DOCUMENT WORKING INSTRUMENT ONLY BY AUTHORIZED PERSONNEL.

DESIGN CONSULTANTS

WIMBERLY INTERIORS

SEAL

OWNER

F&R Construction Group, Inc.

EL CONQUISTADOR RESORT

PROJECT TITLE

EL CONQUISTADOR HOTEL
MAIN BUILDING RENOVATIONS

PROJECT ADDRESS

Conquistador Ave.
Fajardo, PR., 00738

KEY PLAN

No.	Revisions / Submissions	Date
	VIRGIN BURGER D.D SET	06.18.2021
	VIRGIN BURGER 50% CD	06.25.2021
	PERMIT SET	09.17.2021

DATE ISSUED:	03.03.2021
REVIEWED BY:	Checker
DRAWN BY:	Author
DESIGNED BY:	Designer
PROJECT NUMBER:	19.15

DRAWING TITLE

MAIN POOL VIRGIN BURGER AREA
A

DRAWING NO.

1A440

BELLA VISTA 100% CD

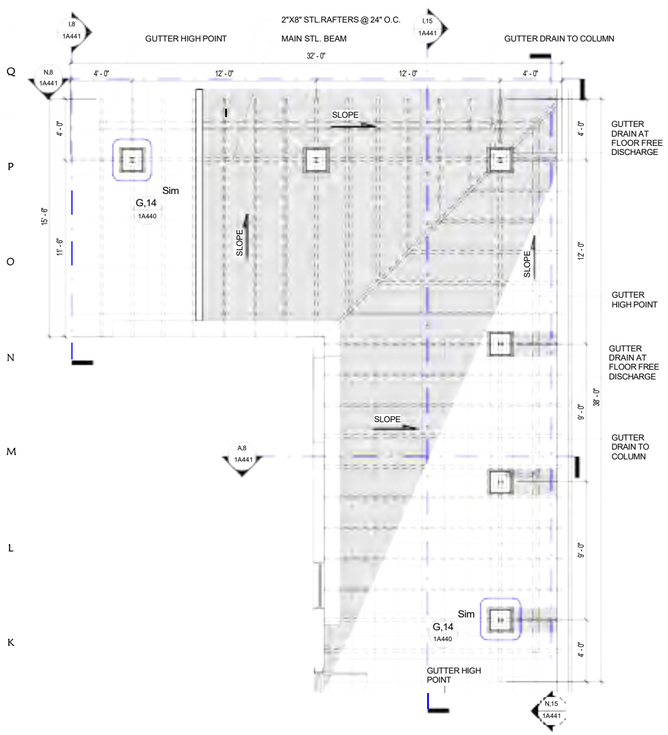

I,1 VIRGIN BURGER FLOOR PLAN AREA B

SCALE: 1/4" = 1'-0"

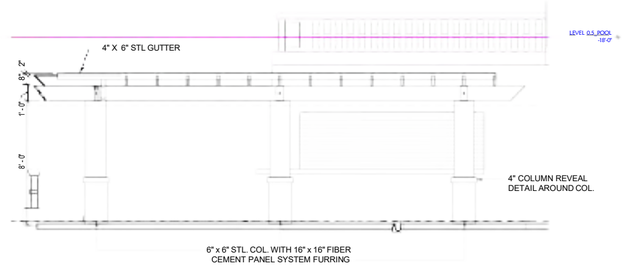

N,8 VIRGIN BURGER AREA B ELEVATION 1

SCALE: 1/4" = 1'-0"

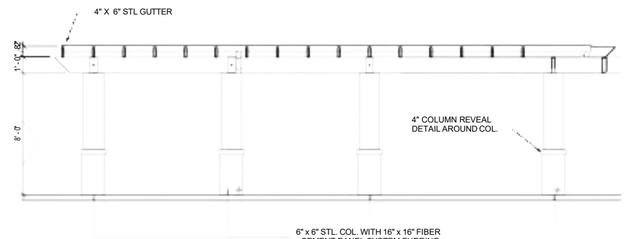

N,15 VIRGIN BURGUER AREA B ELEVATION 2

SCALE: 1/4" = 1'-0"

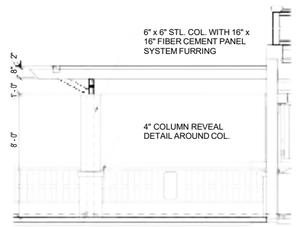

I,8 VIRGIN BURGUER AREA B ELEVATION 3

SCALE: 1/4" = 1'-0"



I,15 VIRGIN BURGER AREA B SECTION 1

SCALE: 1/4" = 1'-0"



A,1 MAIN POOL VIRGIN BURGER AREA A & B COLUMN DETAIL 1

SCALE: 3/4" = 1'-0"

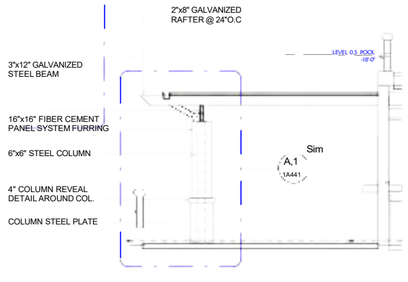

A,8 VIRGIN BURGER AREA A & B SECTION 2

SCALE: 1/4" = 1'-0"

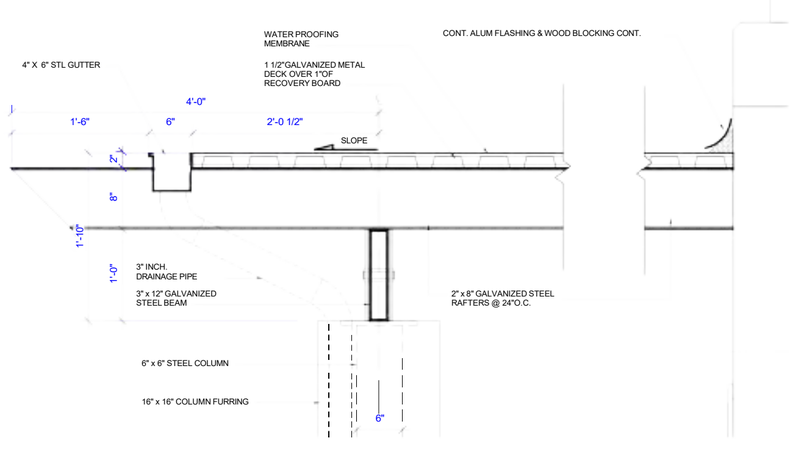

A,15 MAIN POOL VIRGIN BURGER AREA A & B COLUMN DETAIL 2

SCALE: 1 1/2" = 1'-0"

V ARCHITECTURE
1701 Avenida Juan Ponce de León
Suite 206
San Juan, PR 00926-1985
787-622-3900
VARCHITECTURE.COM

THIS DOCUMENT AND ALL INFORMATION: DESIGN, CONCEPTS, DRAWINGS, DETAILS, SPECIFICATIONS & GENERAL NOTES CONTAINS HEREIN ARE THE EXCLUSIVE PROPERTY OF V ARCHITECTURE. IT SHALL NOT BE COPIEDOR TRANSMITTED IN ANY FORMS OR BY ANY MEAN ELECTRONIC INCLUDING RECORDING, PHOTOCOPYING, INFORMATION STORED & RETRIEVAL SYSTEMS, STRICTLY WITHOUT THE APPROPRIATE PRIOR WRITTEN PERMISSION OF V ARCHITECTURE. THESE DRAWINGS SHALL BE USED AS REFERENCE DOCUMENT WORKING INSTRUMENT ONLY BY AUTHORIZED PERSONNEL.

DESIGN CONSULTANTS

WIMBERLY INTERIORS

SEAL

OWNER

F&R Construction Group, Inc.

EL CONQUISTADOR RESORT

PROJECT TITLE

EL CONQUISTADOR HOTEL
MAIN BUILDING RENOVATIONS

PROJECT ADDRESS

Conquistador Ave.
Fajardo, PR., 00738

KEY PLAN

No.	Revisions / Submissions	Date
	VIRGIN BURGER D.D SET	06.18.2021
	VIRGIN BURGER 50% CD	06.25.2021
	PERMIT SET	09.17.2021

DATE ISSUED:	03.03.2021
REVIEWED BY:	Checker
DRAWN BY:	Author
DESIGNED BY:	Designer
PROJECT NUMBER:	19.15

DRAWING TITLE

MAIN POOL VIRGIN BURGER AREA B

DRAWING NO.

1A441

BELLA VISTA 100% CD

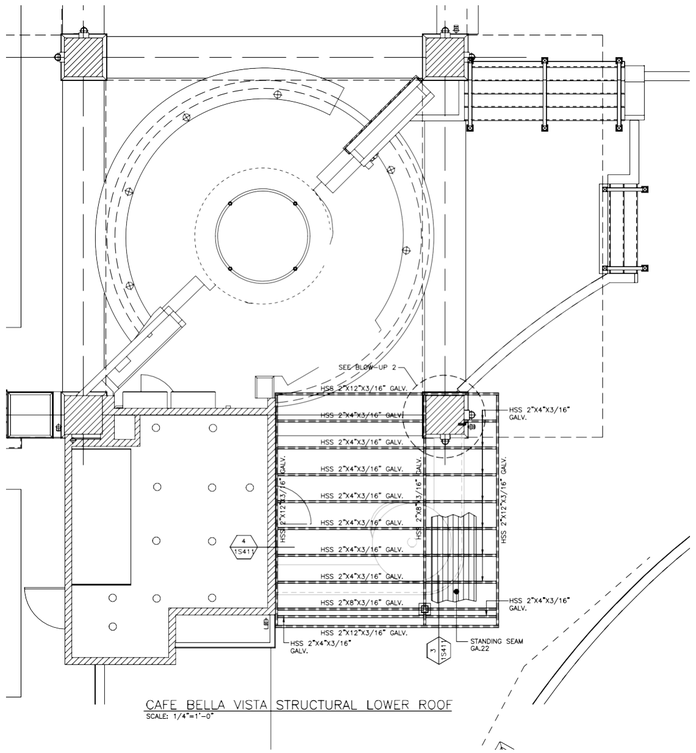

CAFE BELLA VISTA STRUCTURAL LOWER ROOF
SCALE: 1/4"=1'-0"

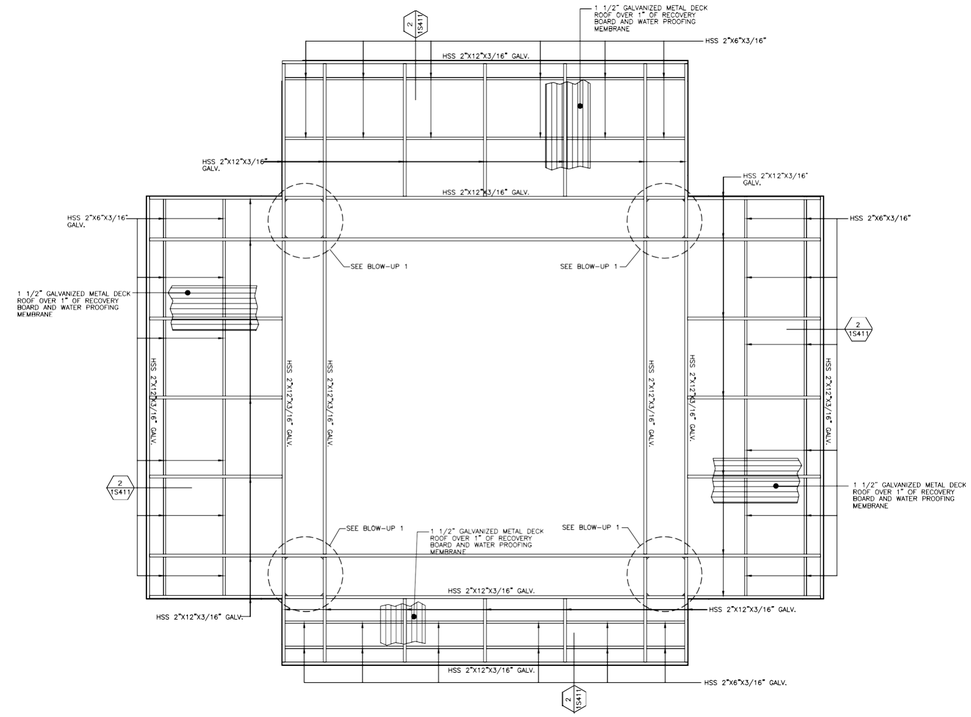

CAFE BELLA VISTA STRUCTURAL ROOF PLAN
SCALE: 1/4"=1'-0"

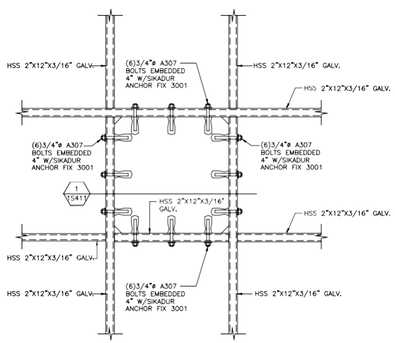

BLOW-UP 1
SCALE: 3/4"=1'-0"

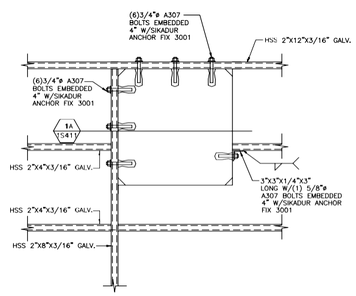

BLOW-UP 2
SCALE: 3/4"=1'-0"

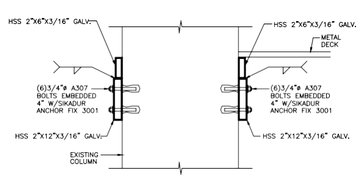

SECTION MK'D. 1/1S411
SCALE: 3/4"=1'-0"

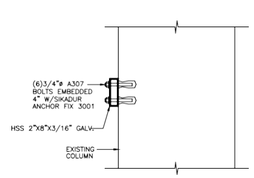

SECTION MK'D. 1A/1S411
SCALE: 3/4"=1'-0"

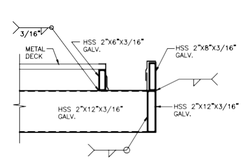

SECTION MK'D. 2/1S411
SCALE: 3/4"=1'-0"

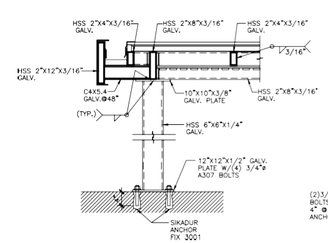

SECTION MK'D. 3/1S411
SCALE: 3/4"=1'-0"

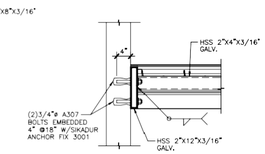

SECTION MK'D. 4/1S411
SCALE: 3/4"=1'-0"

V ARCHITECTURE
1701 Avenida Juan Ponce de León
Suite 206
San Juan, PR 00926-1985
787-622-3900
VARCHITECTURE.COM

THIS DOCUMENT AND ALL INFORMATION, DESIGN, CONCEPTS, DRAWINGS, DETAILS, SPECIFICATIONS & GENERAL NOTES CONTAINS HEREIN ARE THE EXCLUSIVE PROPERTY OF V ARCHITECTURE. IT SHALL NOT BE COPIED OR TRANSMITTED IN ANY FORME OR BY ANY MEAN ELECTRONIC INCLUDING, PHOTOCOPYING, RECORDING OR ANY INFORMATION STORAGE AND RETRIEVAL SYSTEMS, STRICTLY WITHOUT THE APPROPRIATE PRIOR WRITTEN PERMISSION OF V ARCHITECTURE. THESE DRAWINGS SHALL BE USED AS REFERENCE DOCUMENT WORKING INSTRUMENT ONLY BY AUTHORIZED PERSONNEL.

DESIGN CONSULTANTS

SEAL

Digitally signed by Joaquin Carlos de Mari Monserrate
Date: 2021.09.17 17:02:13 -04'00'

OWNER

F&R Construction Group, Inc.

EL CONQUISTADOR RESORT

PROJECT TITLE

EL CONQUISTADOR HOTEL
MAIN BUILDING RENOVATIONS

PROJECT ADDRESS

Conquistador Ave.
Fajardo, PR., 00738

KEY PLAN

No.	Revisions / Submissions	Date
5	PROGRESS SET 09.16.20	09.16.2020
6	100% CD	04.14.2021
7	PERMIT SET	09.17.2021

DATE ISSUED:	09.16.2020
REVIEWED BY:	Checker
DRAWN BY:	Author
DESIGNED BY:	Designer
PROJECT NUMBER:	19.15

DRAWING TITLE

BELLA VISTA CAFE STRUCTURAL ROOF PLAN

DRAWING NO.

1S411

PROGRESS SET 09.16.20

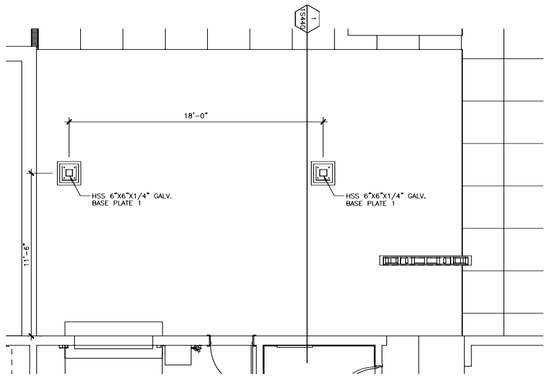

MAIN POOL VIRGIN BURGER FOUNDATION PLAN AREA A
SCALE: 1/4"=1'-0"

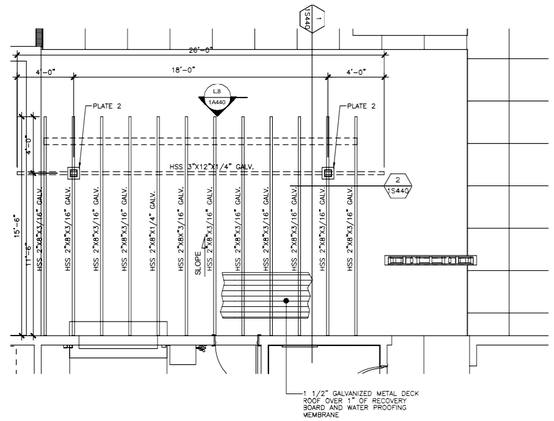

MAIN POOL VIRGIN BURGER STRUCTURAL ROOF PLAN AREA A
SCALE: 1/4"=1'-0"

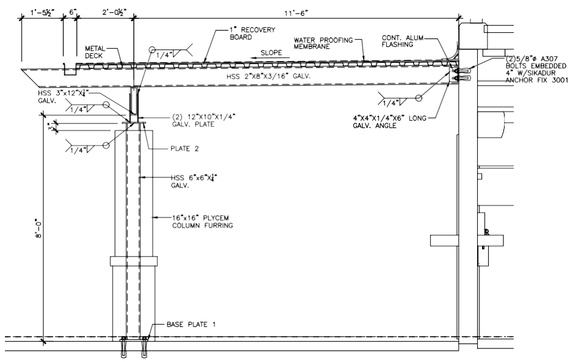

SECTION MK'D. 1/1S440
SCALE: 1/2"=1'-0"

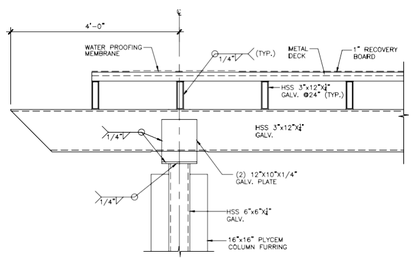

SECTION MK'D. 2/1S440
SCALE: 3/4"=1'-0"

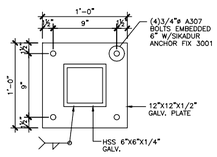

BASE PLATE DETAIL 1
SCALE: 1 1/2"=1'-0"

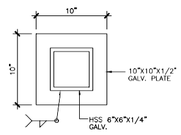

PLATE DETAIL 2
SCALE: 1 1/2"=1'-0"

V ARCHITECTURE
1701 Avenida Juan Ponce de León
Suite 206
San Juan, PR 00926-1985
787-622-3900
VARCHITECTURE.COM

THIS DOCUMENT AND ALL INFORMATION; DESIGN, CONCEPTS, DRAWINGS, DETAILS, SPECIFICATIONS & GENERAL NOTES CONTAINS HEREIN ARE THE EXCLUSIVE PROPRIETY OF V ARCHITECTURE. IT SHALL NOT BE COMEDOR TRANSMITTED IN ANY FORME OR BY ANY MEAN ELECTRONIC INCLUDING, PHOTOCOPYING, RECORDING OR ANY INFORMATION STORAGE AND RETRIEVAL SYSTEM, STRICTLY WITHOUT THE APPROPRIATE PRIOR WRITTEN PERMISSION OF V ARCHITECTURE. THESE DRAWINGS SHALL BE USED AS REFERENCE DOCUMENT WORKING INSTRUMENT ONLY BY AUTHORIZED PERSONNEL.

DESIGN CONSULTANTS

SEAL

OWNER

F&R Construction Group, Inc.

EL CONQUISTADOR RESORT

PROJECT TITLE

El CONQUISTADOR HOTEL
MAIN BUILDING RENOVATIONS

PROJECT ADDRESS

Conquistador Ave.
Fajardo, PR., 00738

KEY PLAN

No.	Revisions / Submissions	Date
	VIRGIN BURGUER D.D SET	06.18.2021
	VIRGIN BURGUER 50% CD	06.29.2021
	PERMIT SET	09.17.2021

DATE ISSUED:	03.03.2021
REVIEWED BY:	Checker
DRAWN BY:	Author
DESIGNED BY:	Designer
PROJECT NUMBER:	19.15

DRAWING TITLE

MAIN POOL VIRGIN BURGUER
AREA A FOUNDATION , STRUCTURAL
ROOF PLAN & SECTIONS

DRAWING NO.

1S440

BELLA VISTA 100% CD

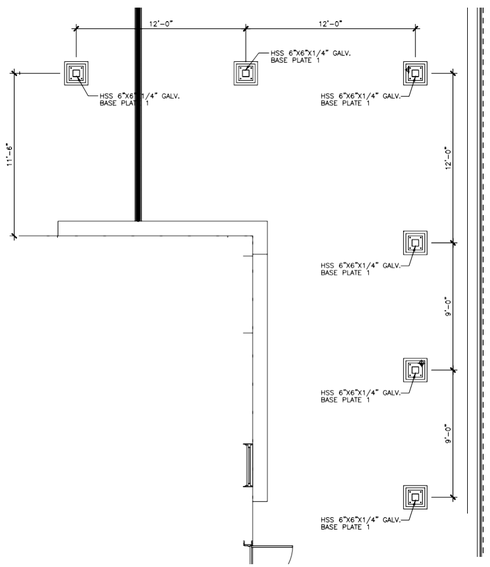

MAIN POOL VIRGIN BURGER FOUNDATION PLAN AREA B
SCALE: 1/4"=1'-0"

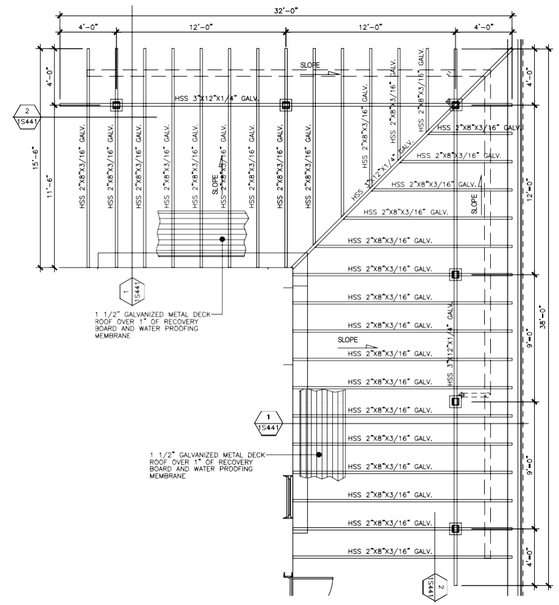

MAIN POOL VIRGIN BURGER STRUCTURAL ROOF PLAN AREA B
SCALE: 1/4"=1'-0"

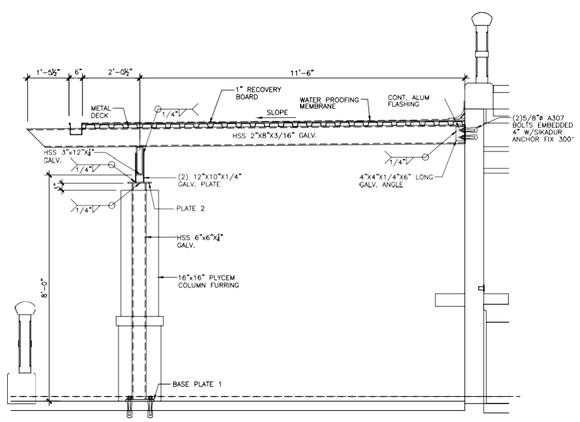

SECTION MK'D. 1/1S440
SCALE: 1/2"=1'-0"

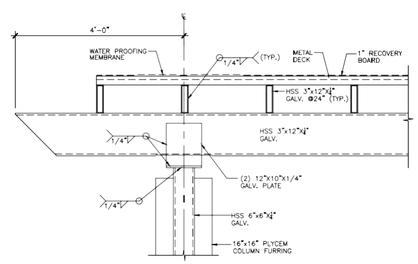

SECTION MK'D. 2/1S440
SCALE: 3/4"=1'-0"

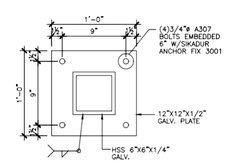

BASE PLATE DETAIL 1
SCALE: 1 1/2"=1'-0"

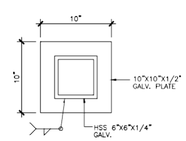

PLATE DETAIL 2
SCALE: 1 1/2"=1'-0"

V ARCHITECTURE
1701 Avenida Juan Ponce de León
Suite 206
San Juan, PR 00926-1985
787-622-3900
VARCHITECTURE.COM

THIS DOCUMENT AND ALL INFORMATION; DESIGN, CONCEPTS, DRAWINGS, DETAILS, SPECIFICATIONS & GENERAL NOTES CONTAINS HEREIN ARE THE EXCLUSIVE PROPRIETY OF V ARCHITECTURE. IT SHALL NOT BE COMEDOR TRANSMITTED IN ANY FORME OR BY ANY MEAN ELECTRONIC INCLUDING, PHOTOCOPYING, RECORDING OR ANY INFORMATION STORAGE AND RETREIVAL SYSTEME, STRICTLY WITHOUT THE APPROPRIATE PRIOR WRITTEN PERMISSION OF V ARCHITECTURE. THESE DRAWINGS SHALL BE USED AS REFERENCE DOCUMENT WORKING INSTRUMENT ONLY BY AUTHORIZED PERSONNEL.

DESIGN CONSULTANTS

SEAL

OWNER

F&R Construction Group, Inc.

EL CONQUISTADOR RESORT

PROJECT TITLE

El CONQUISTADOR HOTEL
MAIN BUILDING RENOVATIONS

PROJECT ADDRESS

Conquistador Ave.
Fajardo, PR., 00738

KEY PLAN

No.	Revisions / Submissions	Date
	VIRGIN BURGUER D.D SET	06.18.2021
	VIRGIN BURGUER 50% CD	06.29.2021
	PERMIT SET	09.17.2021

DATE ISSUED:	03.03.2021
REVIEWED BY:	Checker
DRAWN BY:	Author
DESIGNED BY:	Designer
PROJECT NUMBER:	19.15

DRAWING TITLE

MAIN POOL VIRGIN BURGUER
AREA B FOUNDATION , STRUCTURAL
ROOF PLAN & SECTIONS

DRAWING NO.

1S441

BELLA VISTA 100% CD

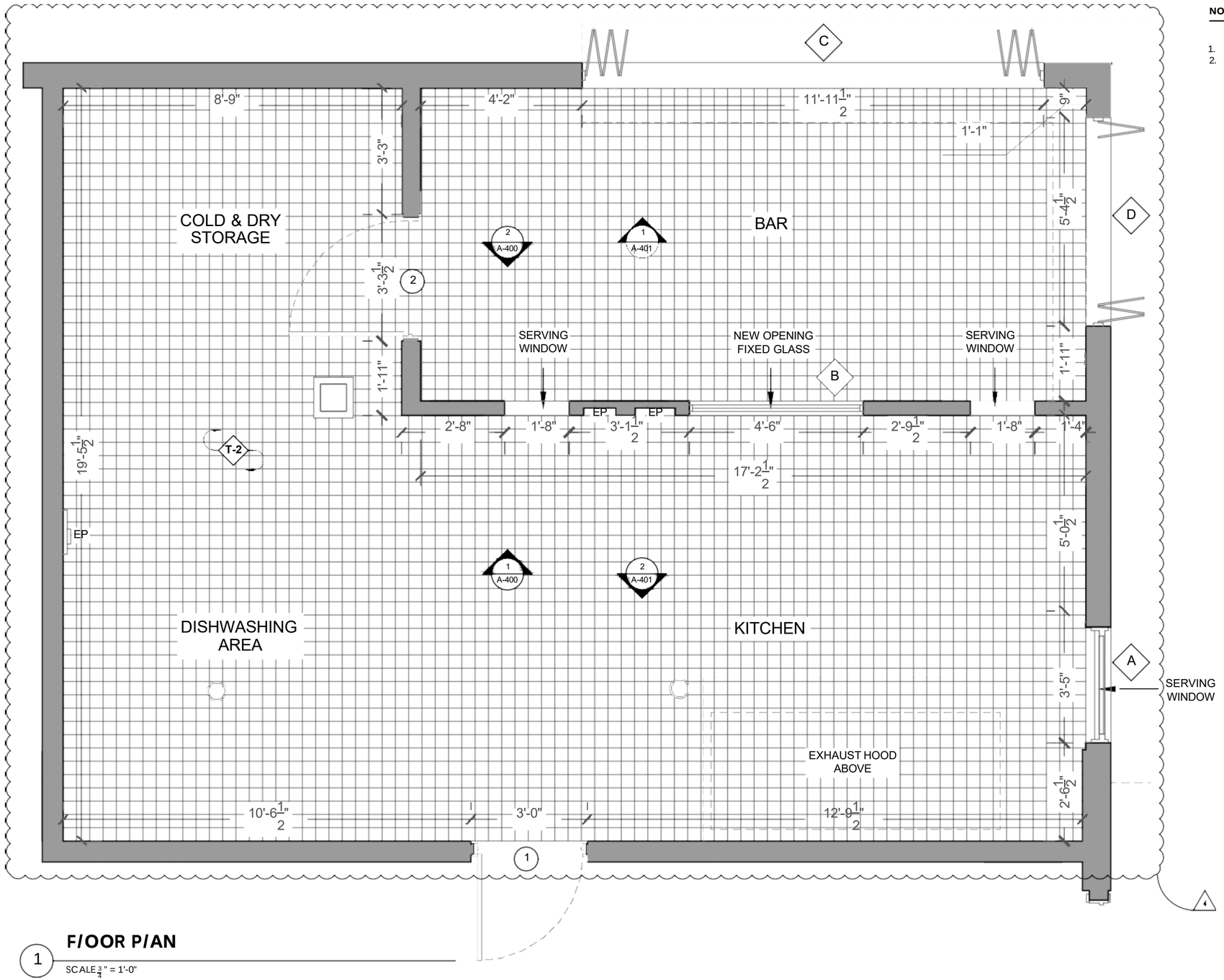

1 **F/OOR P/AN**

SCALE $\frac{3}{4}$" = 1'-0"

NOTES

1. ALL MEASUREMENTS MUST BE CONFIRMED ON SITE.
2. EXISTING ROLL UP DOORS MUST BE REMOVED AND REPLACED BY ACCORDION FOLDING WINDOWS.

VANESSA DE MARI MONSERRATE, AIA

ARCHITECT

VANESSA DE MARI MONSERRATE, AIA
PO BOX 9932
SAN JUAN, PR 00908-9932
T: (787) 474-3672
F: (787) 474-3675
VDEMARI@FRCG.NET

EL CONQUISTADOR RESORT

CONSULTANTS

E/ &ON48ISTADOR RESORT
FAJARDO, PR

LA EZKINA

MARK	DATE	DESCRIPTION
2	10/25/2021	REVISION
4	6/28/2022	TILE & ACCORDION WINDOWS ADDED.

PROJECT NO:
MODEL FILE:
PREPARED BY: A. LOPEZ
DATE: 9/29/2021

SHEET TITLE

FLOOR PLAN

A-101

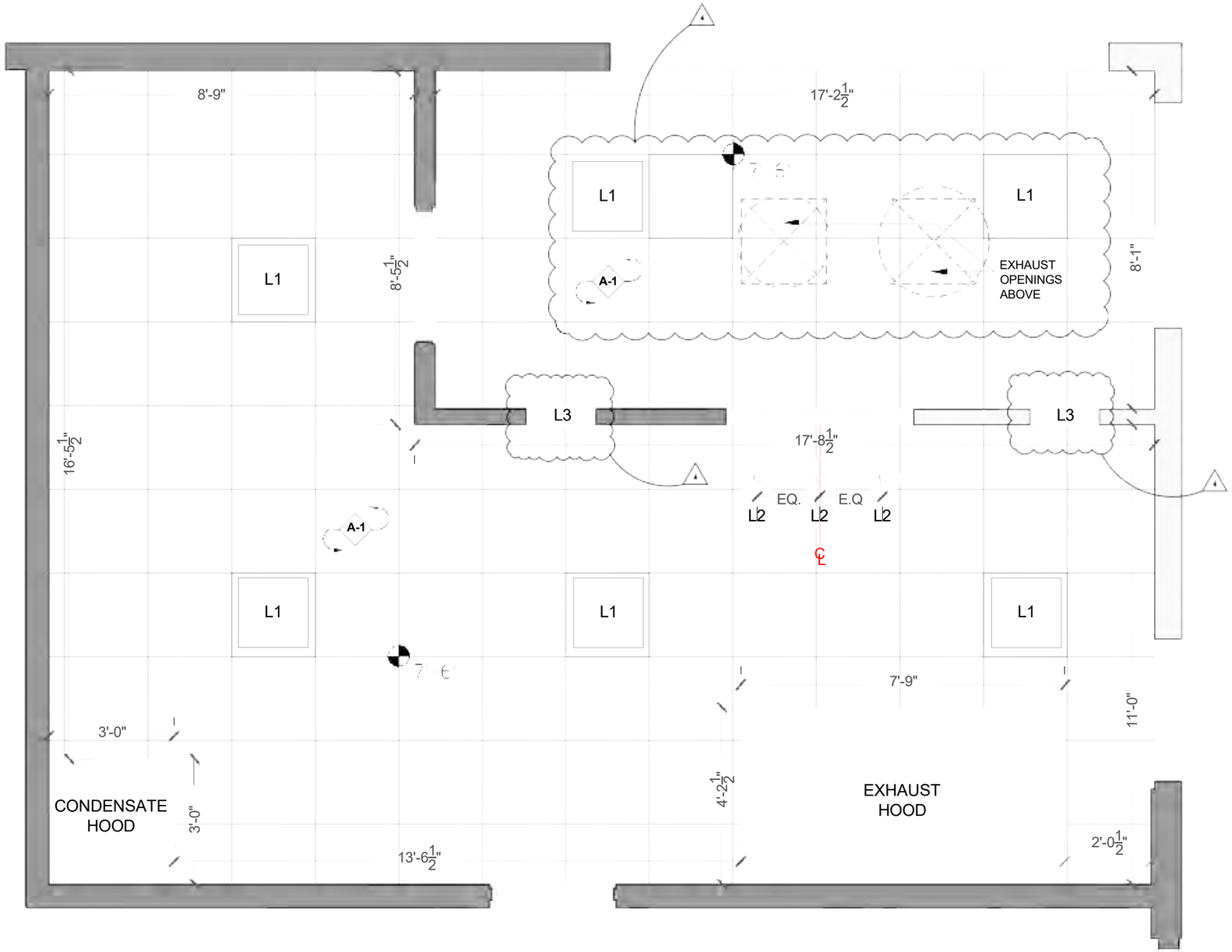

1 **REFLECTED CEILIN* PLAN**

SCALE 3/4" = 1'-0"

NOTES

1. ALL MEASUREMENTS MUST BE CONFIRMED ON SITE.
2. REFER TO ELECTRICAL AND MECHANICAL DRAWINGS FOR MORE DETAILS.

LIGHTING SCHEDULE

NO.	ITEM	MANUFATURER	MODEL NO.	FINISH	DESCRIPTION
L1	METALUX	22CGT3540C / FPSUS2	HANGING LED PANEL W/ SUSPENSION KIT	WHITE	23-3/4" X 23-3/4"
L2	HATCO	DL-775	PENDANT HEAT LAMP	TBD	10.5" DIAM.
L3	HEAT LAMP	HATCO	GRA-18	ALUMINUM	18" X 6" X 2.5"

VANESSA DE MARI MONSERRATE, AIA

ARCHITECT

VANESSA DE MARI MONSERRATE, AIA
PO BOX 9932
SAN JUAN, PR 00908-9932
T: (787) 474-3672
F: (787) 474-3675
VDEMARI@FRCG.NET

EL CONQUISTADOR RESORT

CONSULTANTS

EL CONQUISTADOR RESORT
FAJARDO, PR

LA EZKINA

MARK	DATE	DESCRIPTION
3	11/11/2021	DIMENSIONS ADDED
4	6/28/2022	LIGHTING REVISION

PROJECT NO:
MODEL FILE:

PREPARED BY: A. LOPEZ

DATE: 9/29/2021

SHEET TITLE

RCP

A-102

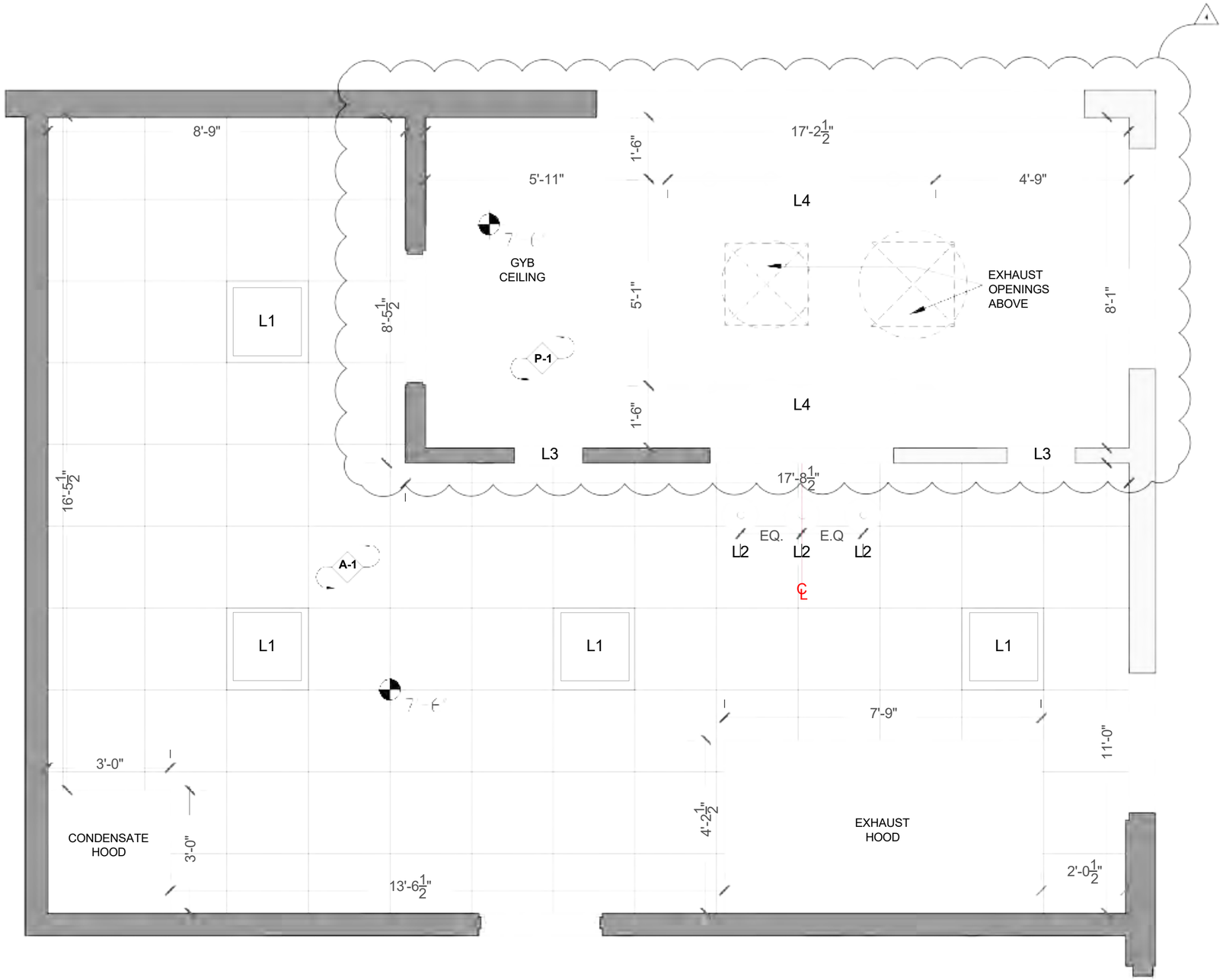

1 **REFLECTED CEILIN* PLAN**

SCALE 3/4" = 1'-0"

NOTES

1. ALL MEASUREMENTS MUST BE CONFIRMED ON SITE.
2. REFER TO ELECTRICAL AND MECHANICAL DRAWINGS FOR MORE DETAILS.

LIGHTING SCHEDULE

NO.	ITEM	MANUFATURER	MODEL NO.	FINISH	DESCRIPTION
L1	HANGING LED PANEL W/ SUSPENSION KIT	METALUX	22CGT3540C / FPSUS2	WHITE	23-3/4" X 23-3/4"
L2	PENDANT HEAT LAMP	HATCO	DL-775	BRIGHT NICKEL	10.5" DIAM.
L3	HEAT LAMP	HATCO	GRA-18	ALUMINUM	18" X 6" X 2.5"
L4	OUTDOOR TRACK	PURE EDGE	POWDER COAT, MARINE GRADE FINISH TRACK LIGHT	TBD	78.7"

VANESSA DE MARI MONSERRATE, AIA

ARCHITECT

VANESSA DE MARI MONSERRATE, AIA
PO BOX 9932
SAN JUAN, PR 00908-9932
T: (787) 474-3672
F: (787) 474-3675
VDEMARI@FRCG.NET

EL CONQUISTADOR RESORT

CONSULTANTS

EL CONQUISTADOR RESORT
FAJARDO, PR

LA EZKINA

MARK	DATE	DESCRIPTION
3	11/11/2021	DIMENSIONS ADDED
4	6/24/2022	LIGHTING REVISION

PROJECT NO:
MODEL FILE:

PREPARED BY: A. LOPEZ
DATE: 9/29/2021

SHEET TITLE

RCP

A-102 1

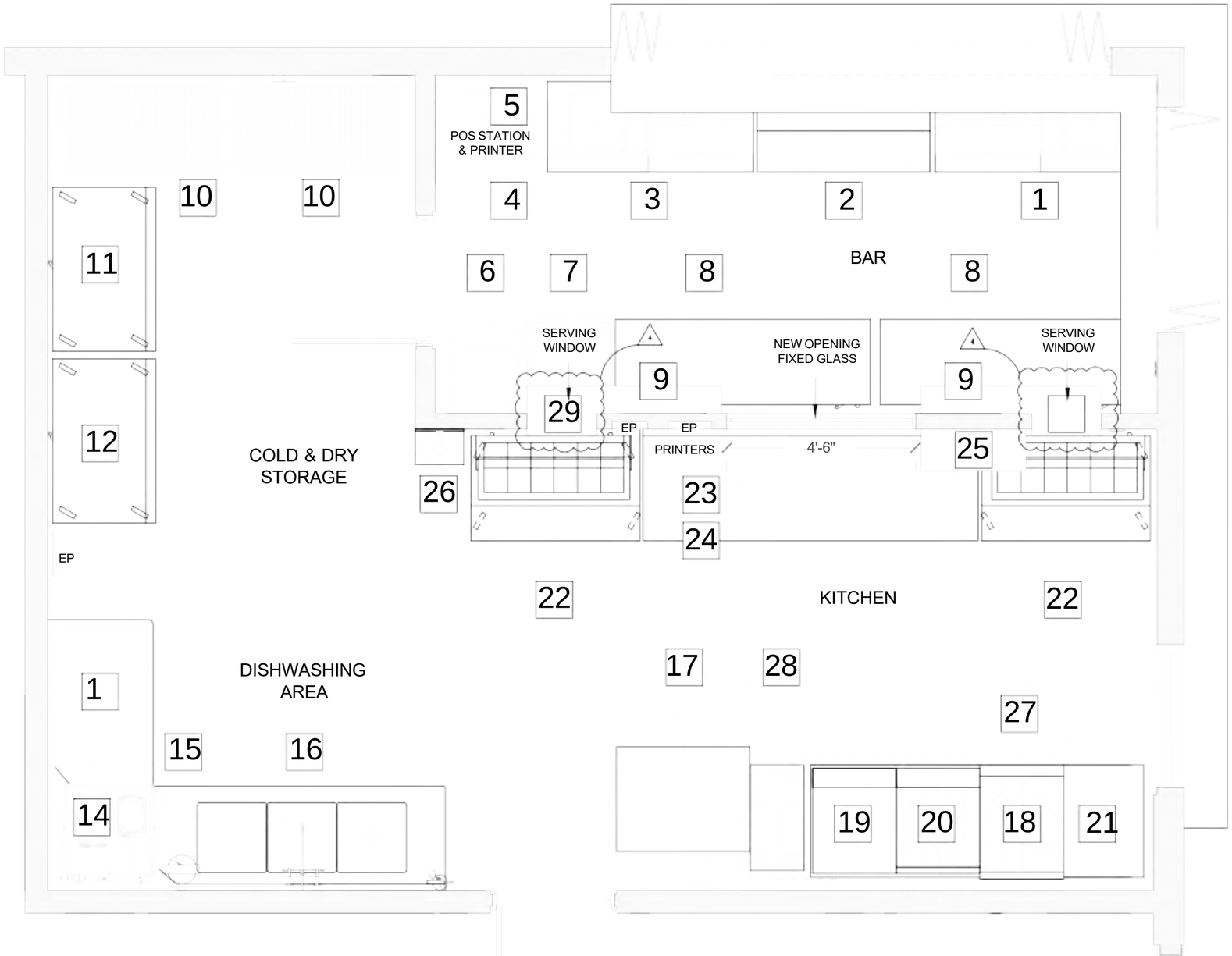

1 **EQUIPMENT PLAN**

SCALE $\frac{3}{4}$" = 1'-0"

NOTES

1. ALL MEASUREMENTS MUST BE CONFIRMED ON SITE.
2. VERIFY IF EXISTING EXHAUST HOOD TO REMAIN IS IN GOOD CONDITION (ITEM 27).

BAR & KITCHEN APPLIANCES

1. SPEED BAR (R)
2. BOTTLE COOLER 50"
3. SPEED BAR (L)
4. WORK TABLE W/ BACKSPLASH 30" X 24"
5. BLENDER W/ COVER
6. UNDERCOUNTER ICE MACHINE
7. GLASSWASHER
8. BOTTLE COOLER 72"
9. BOTTLE SHELF 12'
10. STORAGE RACK 24" X 48"
11. REACH-IN REFREIGERATOR
12. REACH-IN FREEZER
13. CLEAN DISHTABLE 47"
14. DISHWASHING MACHINE
15. CONDENSATE HOOD 36" X 36"
16. THREE COMPARTMENT SINK 83"
17. GAS CONVECTION OVEN (SINGLE)
18. GAS BURNERS 24"
19. GRIDDLE 24"
20. BROILER 24"
21. CHEF BASE 96"
22. SANDWICH UNIT 48"
23. HEAT LAMP 10.5" DIAM.
24. WORK TABLE 96" X 30" W/ BACKSPLASH & UNDERSHELF
25. WALL SHELF 24"
26. HAND SINK 14"
27. EXISTING EXHAUST HOOD 93"
28. DEEP FRYER
29. HEAT LAMP 18"

VANESSA DE MARI MONSERRATE, AIA

ARCHITECT

VANESSA DE MARI MONSERRATE, AIA
PO BOX 9932
SAN JUAN, PR 00908-9932
T: (787) 474-3672
F: (787) 474-3675
VDEMARI@FRCG.NET

EL CONQUISTADOR RESORT

CONSULTANTS

EL CONQUISTADOR RESORT
FAJARDO, PR

LA EZKINA

MARK	DATE	DESCRIPTION
1	10/01/2021	REVISION
2	10/25/2021	REVISION
4	6/28/2022	HEAT LAMPS ADDED

PROJECT NO:
MODEL FILE:
PREPARED BY: A. LOPEZ
DATE: 9/29/2021
SHEET TITLE

EQUIPMENT PLAN

A-103

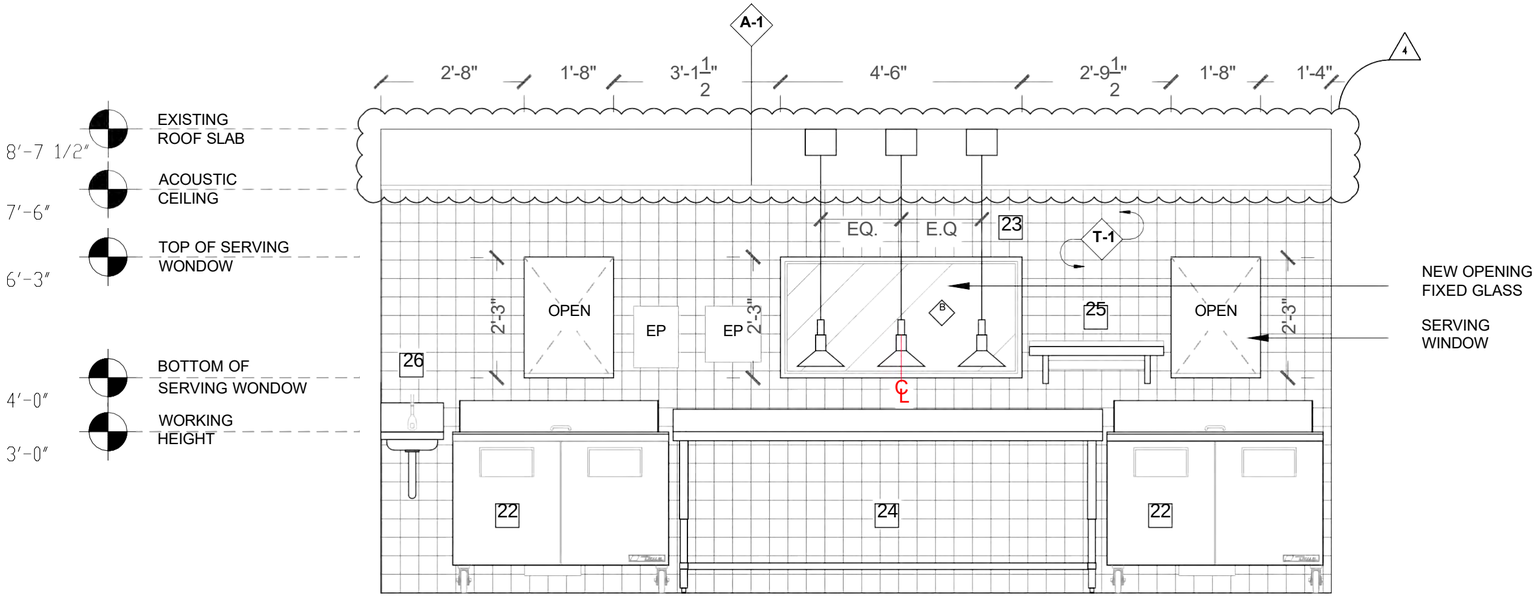

KITCHEN INTERIOR ELEVATION

1

SCALE 3/4" = 1'-0"

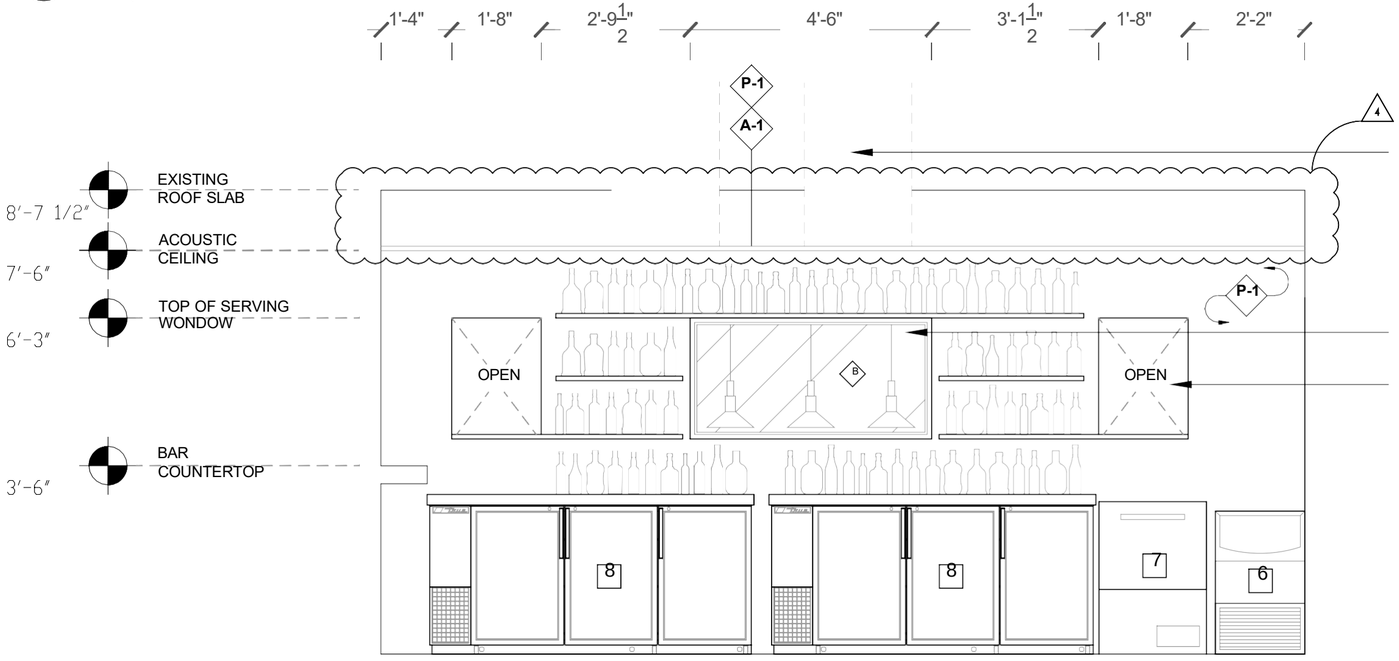

BAR INTERIOR ELEVATION

2

SCALE 3/4" = 1'-0"

NOTES

1. COMFIRM DIMENSIONS ON SITE.

4

MATERIAL SCHEDULE

NO.	ITEM	MANUFATURER	MODEL NO.	FINISH	DESCRIPTION
A-01	ACOUSTIC CEILING PANEL			WHITE	INSTALLED BY CONTRACTOR
P-01	PAINT	SHERWIN WILLIAMS	SW 7008	EGGSHELL	ALABASTER
T-1	TILE	DALTILE	RESTORE BRIGHT WHITE 4-1/4" X 4-1/4"	GLAZED GLOSSY	BRIGHT WHITE CERAMIC WALL TILE
T-2	TILE	DALTILE	0Q48	ARID FLASH	QUARRY TILE 6" X 6"

VANESSA DE MARI MONSERRATE, AIA

ARCHITECT

VANESSA DE MARI MONSERRATE, AIA
PO BOX 9932
SAN JUAN, PR 00908-9932
T: (787) 474-3672
F: (787) 474-3675
VDEMARI@FRCG.NET

EL CONQUISTADOR RESORT

CONSULTANTS

EL CONQUISTADOR RESORT
FAJARDO, PR

LA EZKINA

MARK	DATE	DESCRIPTION
3	11/11/2021	DIMENSIONS ADDED
4	6/28/2022	REVISION

PROJECT NO:

MODEL FILE:

PREPARED BY: A. LOPEZ

DATE: 9/29/2021

SHEET TITLE

INTERIOR ELEVATIONS

A- 00

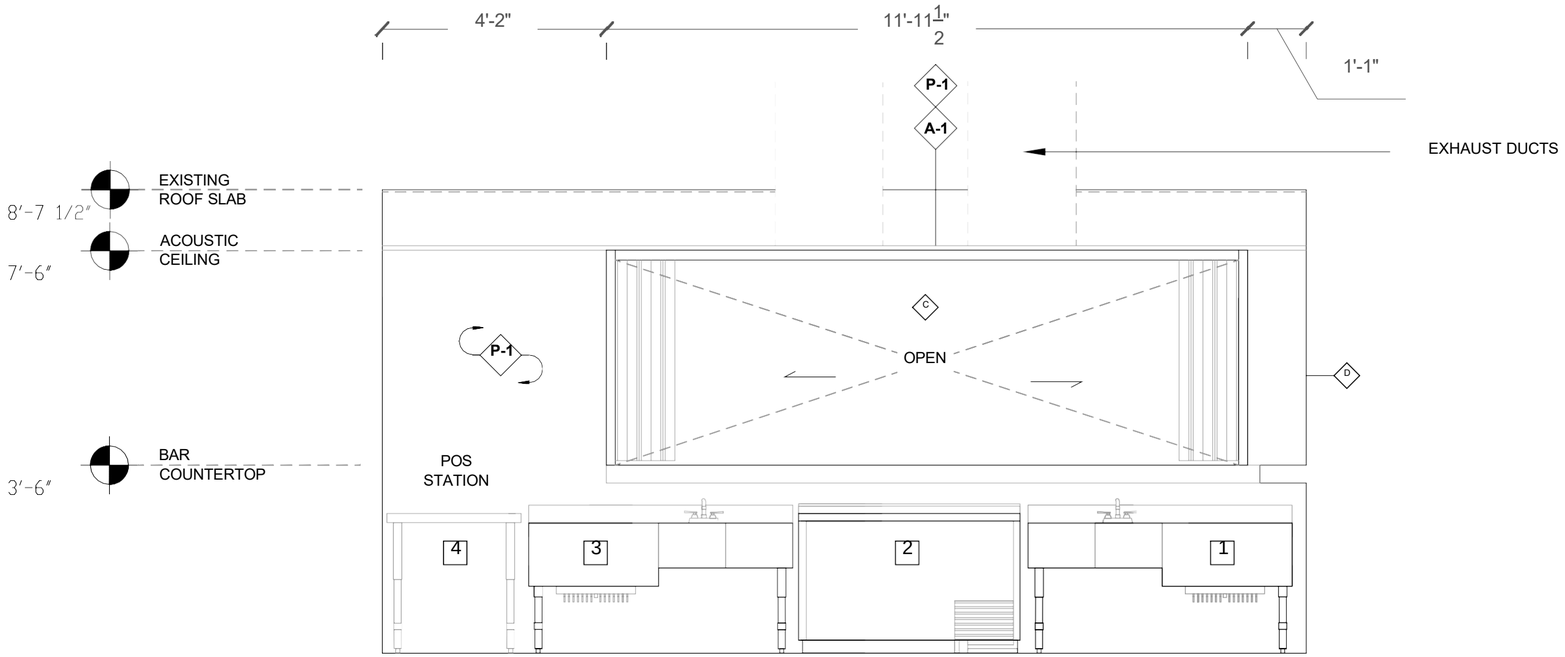

BAR INTERIOR ELEVATION

1

SCALE 3/4" = 1'-0"

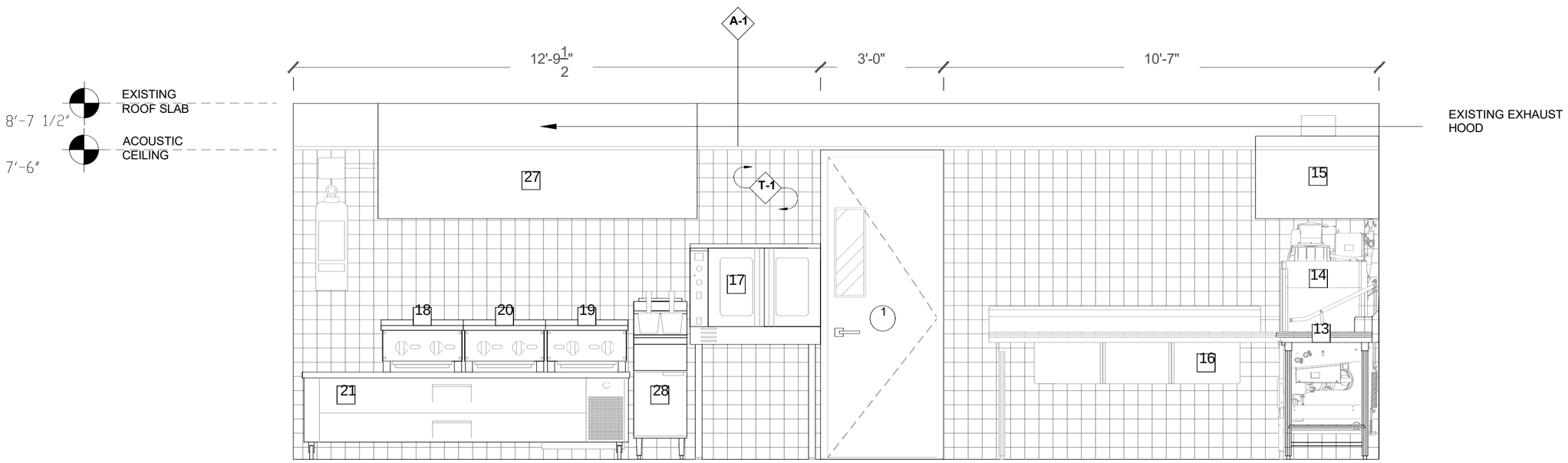

KITCHEN INTERIOR ELEVATION

2

SCALE 3/4" = 1'-0"

NOTES

1. ALING THE CENTRAL DECORATIVE HEAT LAMP WITH THE FIXED GLASS WINDOW.

VANESSA DE MARI MONSERRATE, AIA

ARCHITECT

VANESSA DE MARI MONSERRATE, AIA
PO BOX 9932
SAN JUAN, PR 00908-9932
T: (787) 474-3672
F: (787) 474-3675
VDEMARI@FRCG.NET

EL CONQUISTADOR RESORT

CONSULTANTS

EL CONQUISTADOR RESORT
FAJARDO, PR

LA EZKINA

MARK	DATE	DESCRIPTION
3	11/11/2021	DIMENSIONS ADDED

PROJECT NO:
MODEL FILE:
PREPARED BY: A. LOPEZ
DATE: 9/29/2021

SHEET TITLE

INTERIOR ELEVATIONS

A- 01

WINDOW SCHEDULE

No.	MANUFACTURER	USAGE	SWING	DESCRIPTION	MATERIAL/FINISH	FRAME SIZE (H x W) V.I.F.
A	TBD	OPERABLE	SLIDING	SLIDDING DOUBLE HUNG WINDOW W/ BLACK FRAME	GLASS & ALUMINIUM / BLACK	2'-8" X 3'-5"
B	TBD	FIXED	NONE	FIXED GLASS PANEL W/ BLACK FRAME	GLASS & ALUMINIUM / BLACK	2'-3" X 4'-6"
C	TBD	OPERABLE	ACCORDION	SOLID ACCORDION W/ BLACK FRAME	ALUMINIUM / BLACK	4'-0" X 11'-11 1/2"
D	TBD	OPERABLE	ACCORDION	SOLID ACCORDION W/ BLACK FRAME	ALUMINIUM / BLACK	4'-0" X 5'-4 1/2"

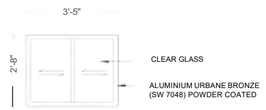

A SLIDING DOUBLE HUNG WINDOW
3/8" = 1'-0"

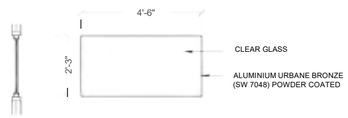

B FIXED GLASS PANEL WINDOW
3/8" = 1'-0"



C ACCORDION FOLDING WINDOW
3/8" = 1'-0"

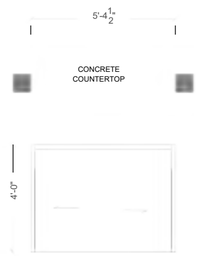

D ACCORDION FOLDING WINDOW
3/8" = 1'-0"

DOOR SCHEDULE

No.	MANUFACTURER	USAGE	SWING	DESCRIPTION	MATERIAL/FINISH	FRAME SIZE (H x W) V.I.F.
1	TBD	SWING	LH	TRAFFIC DOOR W/ VISION PANEL	ALUMINIUM / BLACK	7'-6" X 3'-0"
2	TBD	SWING	RH	TRAFFIC DOOR W/ VISION PANEL	ALUMINIUM / BLACK	7'-6" X 3'-2 1/2"

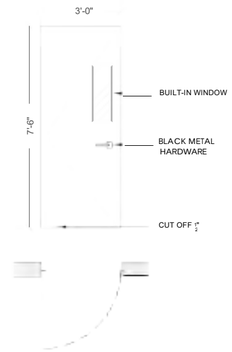

1 BAR TRAFFIC DOOR
3/8" = 1'-0"

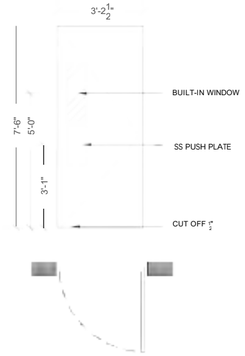

2 KITCHEN TRAFFIC DOOR
3/8" = 1'-0"

NOTES

1. DIMENSIONS MUST BE CONFIRM ON SITE.

VANESSA DE MARI MONSERRATE, AIA

ARCHITECT

VANESSA DE MARI MONSERRATE, AIA
PO BOX 9932
SAN JUAN, PR 00908-9932
T: (787) 474-3672
F: (787) 474-3675
VDEMARI@FRCG.NET

EL CONQUISTADOR RESORT

CONSULTANTS

EL CONQUISTADOR RESORT
FAJARDO, PR

LA EZKINA

MARK	DATE	DESCRIPTION
2	11/11/2021	DIMENSIONS ADDED

PROJECT NO:
MODEL FILE:
PREPARED BY: A. LOPEZ
DATE: 9/29/2021

SHEET TITLE

SCHEDULES

A-600

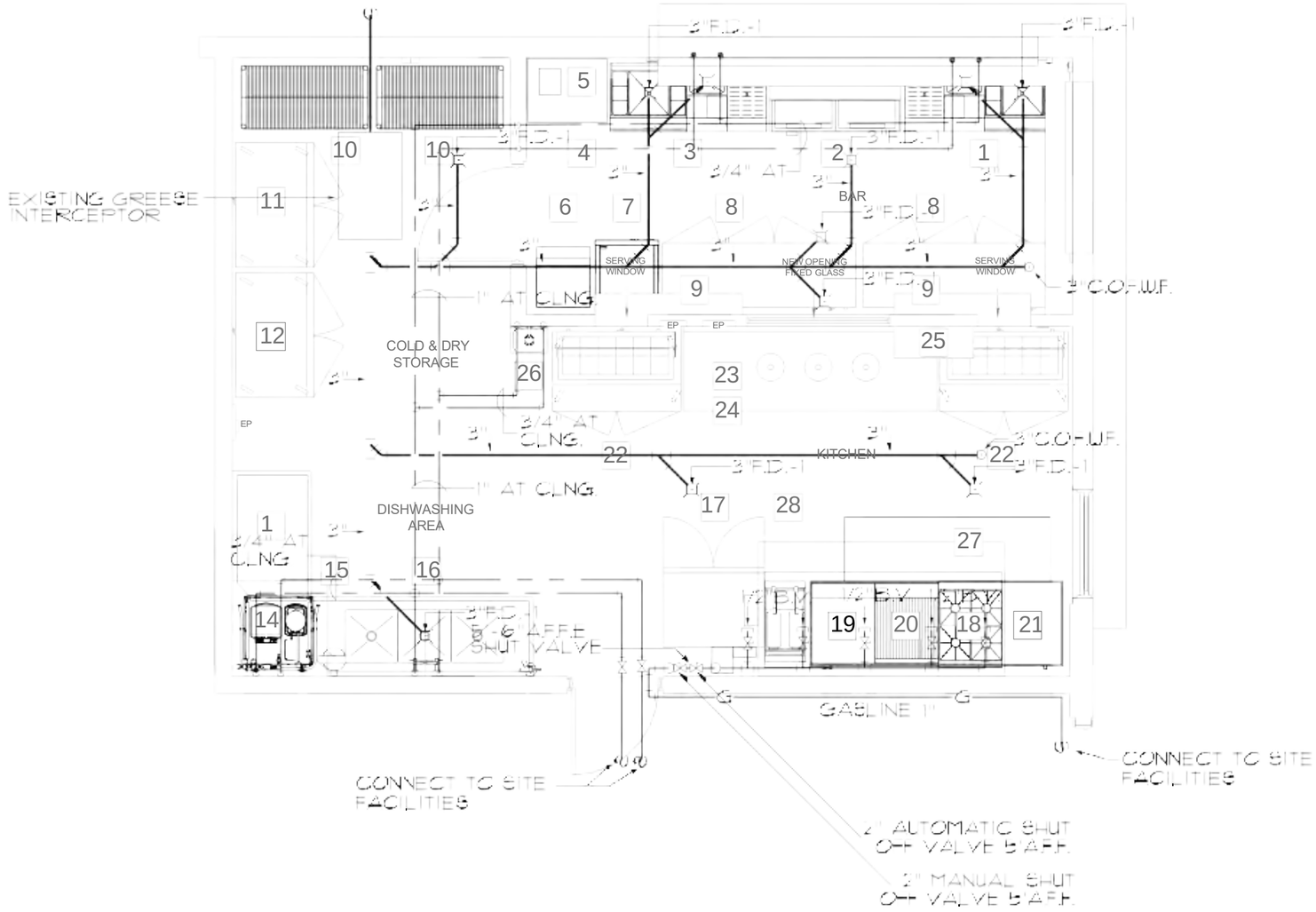

PLUMBING PIPING LAYOUT AT FLOOR PLAN

SCALE: 3/4"=1'-0"

FOR COORDINATION

NOTES

1. ALL MEASUREMENTS MUST BE CONFIRMED ON SITE.
2. GAS LINE MUST BE INSTALLED.
3. SIDE SERVING WINDOW TO BE RELOCATED.

BAR & KITCHEN APPLIANCES

1. SPEED BAR (R)
2. BOTTLE COOLER 50"
3. SPEED BAR (L)
4. WORK TABLE W/ BACKSPLASH 30" X 24"
5. BLENDER W/ COVER
6. UNDERCOUNTER ICE MACHINE
7. GLASSWASHER
8. BOTTLE COOLER 72"
9. BOTTLE SHELF 12'
10. STORAGE RACK 24" X 48"
11. REACH-IN REFREIGERATOR
12. REACH-IN FREEZER
13. CLEAN DISHTABLE 47"
14. DISHWASHING MACHINE
15. CONDENSATE HOOD 36" X 36"
16. THREE COMPARTMENT SINK 83"
17. GAS CONVECTION OVEN (SINGLE)
18. GAS BURNERS 24"
19. GRIDDLE 24"
20. BROILER 24"
21. CHEF BASE 96"
22. SANDWICH UNIT 48"
23. HEAT LAMP 10.5" DIAM.
24. WORK TABLE 96" X 30" W/ BACKSPLASH & UNDERSHELF
25. WALL SHELF 24"
26. HAND SINK 14"
27. EXISTING EXHAUST HOOD 93"
28. DEEP FRYER

NOTA IMPORTANTE:

Yo, JORGE A. TORRES SCANDALI, INGENIERO MECANICO, LICENCIA 10906, certifico que soy el profesional que diseñó la MECANICA, en estos planos y las especificaciones complementarias. También, certifico que entiendo que dichos planos y especificaciones cumplen con las disposiciones aplicables del Reglamento Conjunto y las disposiciones aplicables de los Reglamentos y Códigos de Construcción Vigentes de las Agencias, Juntas Reglamentadoras o Corporaciones Públicas con jurisdicción. Certifico, además, que en la preparación de estos planos y especificaciones se ha cumplido cabalmente con lo dispuesto en la Ley 14-2004, según enmendada, conocida como la Ley para la Inversión por la Industria Puertorriqueña' y con la Ley Núm. 319 de 15 de mayo de 1938, según enmendada; Ley Núm. 96 de 6 de julio de 1978, según enmendada; según aplique. Reconozco que cualquier declaración falsa o falsificación de los hechos que se haya producido por desconocimiento o por negligencia ya sea por mí, mis agentes o empleados, o por otras personas con mi conocimiento, me hacen responsable de cualquier acción judicial y disciplinaria por la OGPe.

FILE NAME	19-045-P-100
PLOT DATE	08.26.21
DWG. #	P-100
DESIGNER	A.T.S.
APPROVAL	A.T.S.
DRAFTSMAN	E.C.R.
ARCHIVO #	19-045

VANESSA DE MARI MONSERRATE, AIA

ARCHITECT

VANESSA DE MARI MONSERRATE, AIA
PO BOX 9932
SAN JUAN, PR 00908-9932
T: (787) 474-3672
F: (787) 474-3675
VDEMARI@FRCG.NET

F&R Construction Group Inc.

EL CONQUISTADOR RESORT

CONSULTANTS

JORGE A. TORRES SCANDALI
INGENIERO MECANICO
RIO PIEDRAS, P.R. 00923
TEL. 787-767-4787

JORGE A. TORRES SCANDALI
INGENIERO MECANICO
RIO PIEDRAS, P.R. 00923
TEL. 787-767-4787

MECHANICAL ENGINEER L.C. 4[illegible]

MECHANICAL ENGINEER L.C. 4[illegible]

EL CONQUISTADOR RESORT
FAJARDO, PR

LA EZKINA

MARK	DATE	DESCRIPTION

PROJECT NO:
MODEL FILE:

PREPARED BY: A. LOPEZ
DATE: 9/29/2021

SHEET TITLE

PLUMBING LAYOUT AT FLOOR PLAN

P-100

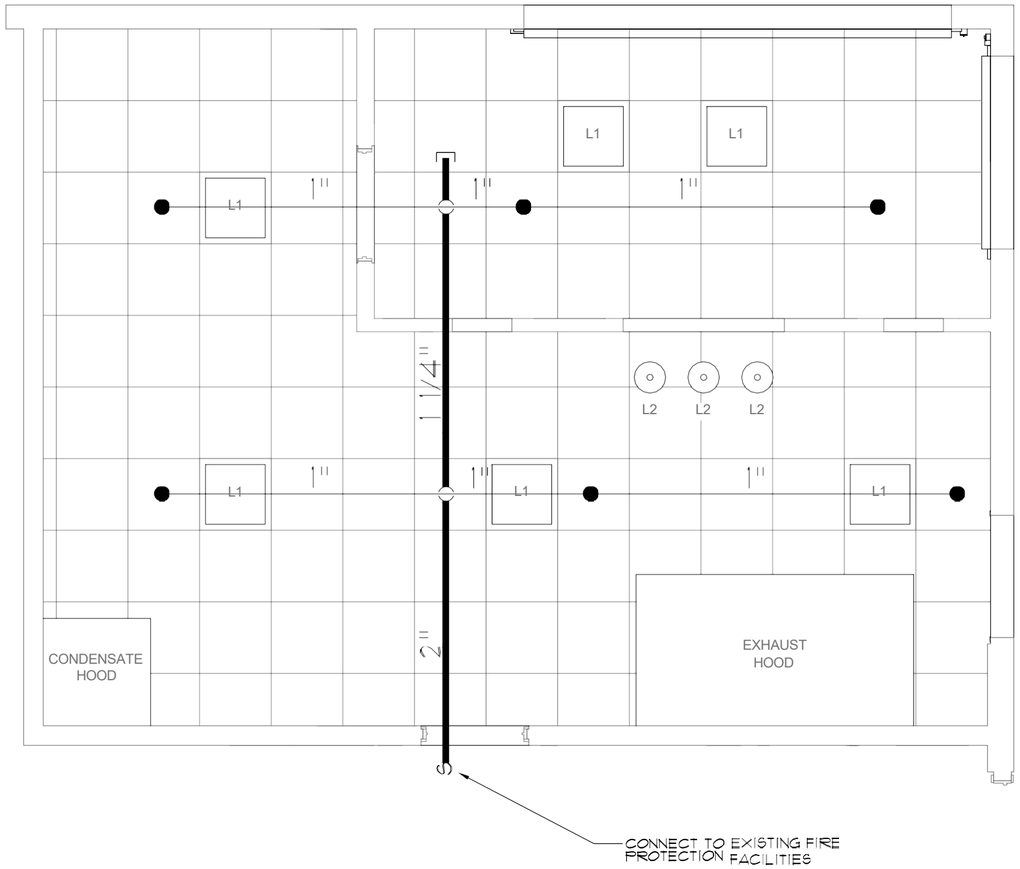

FIRE PROTECTION LAYOUT AT FLOOR PLAN

SCALE 1/2"=1'-0"

LEGEND:

- HANGER RING LOCATION
- 155° F FUSE TEMP K (FACTOR) =5.6 QUICK RESPONSCE CONCEALED PENDANT S.P.K. 1/2" ORIFICE 1/2" N.P.T. EXTENDED COVERAGE
- PENDANT DRY TYPE PENDANT SPRINKLER HEAD K8.0 STANDARD RESPONSE

FOR COORDINATION

NOTA IMPORTANTE:

Yo, JORGE A. TORRES SCANDALI, INGENIERO MECANICO, LICENCIA 10906, certifico que soy el profesional que diseñó la MECANICA, en estos planos y las especificaciones complementarias. También, certifico que entiendo que dichos planos y especificaciones cumplen con las disposiciones aplicables del Reglamento Conjunto y las disposiciones aplicables de los Reglamentos y Códigos de Construcción Vigentes de las Agencias, Juntas Reglamentadoras o Corporaciones Públicas con jurisdicción. Certifico, además, que en la preparación de estos planos y especificaciones se ha cumplido cabalmente con lo dispuesto en la Ley 14-2004, según enmendada, conocida como la Ley para la Inversión por la Industria Puertorriqueña' y con la Ley Núm. 319 de 15 de mayo de 1938, según enmendada; Ley Núm. 96 de 6 de julio de 1978, según enmendada; según aplique. Reconozco que cualquier declaración falsa o falsificación de los hechos que se haya producido por desconocimiento o por negligencia ya sea por mi, mis agentes o empleados, o por otras personas con mi conocimiento, me hacen responsable de cualquier acción judicial y disciplinaria por la OGPe.

Jorge Antonio Torres Scandali
Ingeniero Licenciado
Lic. 10906 PE
Puerto Rico
Fecha de Expiración: 2016-11-19

FILE NAME	19-048-FP-100
PLOT DATE	08.26.21
DWG. #	FP-100
DESIGNER	J.T.S.
APPROVING	J.T.S.
DRAFTSMAN	E.C.R.
ARCHIVO #:	19-048

VANESSA DE MARI MONSERRATE, AIA

ARCHITECT

VANESSA DE MARI MONSERRATE, AIA
PO BOX 9932
SAN JUAN, PR 00908-9932
T: (787) 474-3672
F: (787) 474-3675
VDEMARI@FRCG.NET

F&R Construction Group, Inc.

EL CONQUISTADOR RESORT

CONSULTANTS

JORGE A. TORRES SCANDALI
CONSULTING ENGINEER, PSC
1111 HUMACAO ST. SANTA RITA
RIO PIEDRAS, P. R. 00925
TEL. (787) 763-5190

JORGE A. TORRES SCANDALI
MECHANICAL ENGINEER, LIC. 10906

JORGE TORRES LOPEZ
MECHANICAL ENGINEER, LIC. 495

EL CONQUISTADOR RESORT
FAJARDO, PR

LA EZKINA

MARK	DATE	DESCRIPTION
2	10/25/2021	REVISION

PROJECT NO:

MODEL FILE:

PREPARED BY: A. LOPEZ

DATE: 9/29/2021

SHEET TITLE

FIRE PROTECTION LAYOUT AT FLOOR PLAN

FP-100

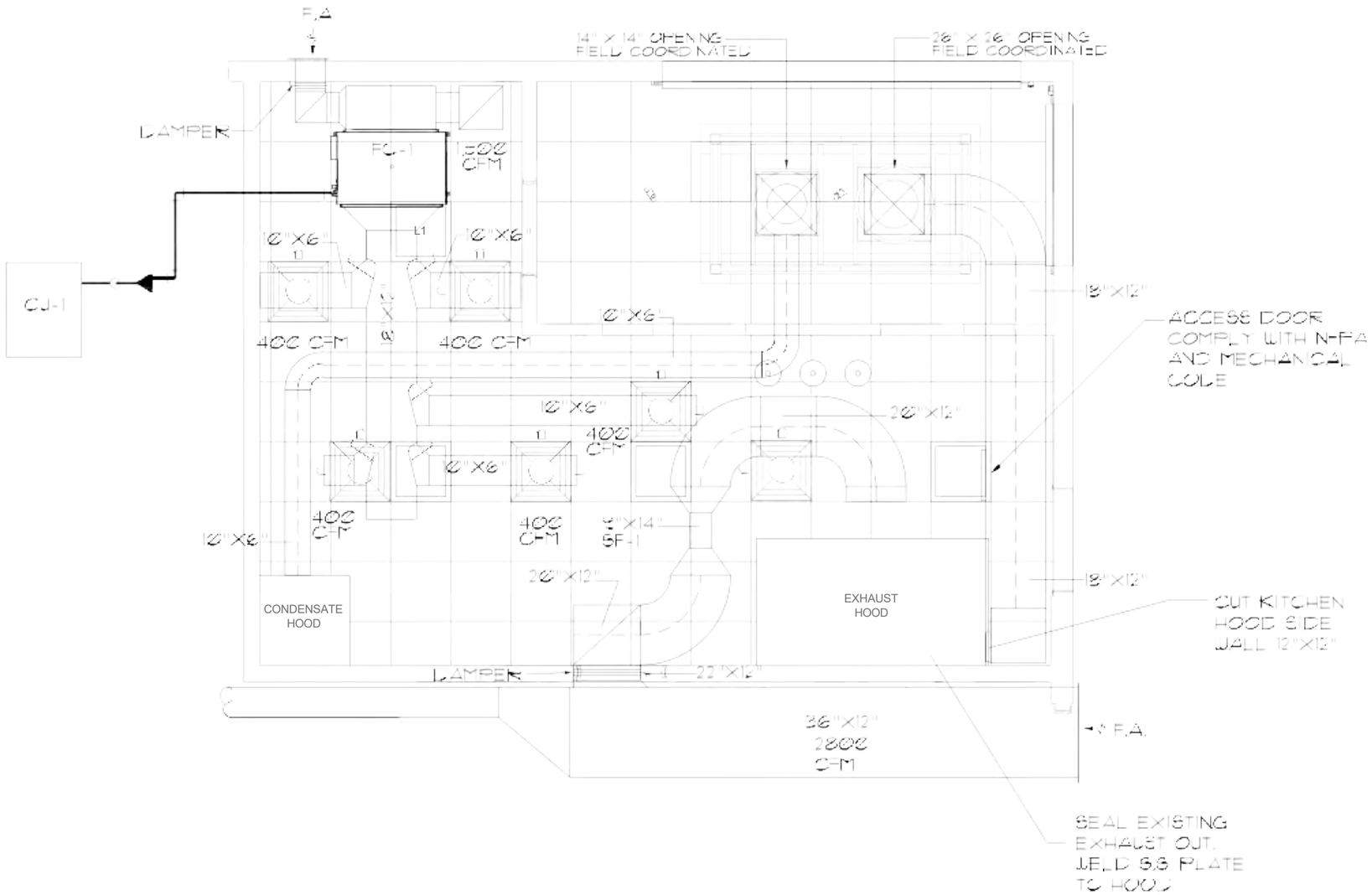

AIR CONDITIONING DISTRIBUTION

SCALE 3/4"=1'-0"

FOR COORDINATION

NOTA IMPORTANTE:

Yo, JORGE A. TORRES SCANDALI, INGENIERO MECANICO, LICENCIA 10906, certifico que soy el profesional que diseñó la MECANICA, en estos planos y las especificaciones complementarias. También, certifico que entiendo que dichos planos y especificaciones cumplen con las disposiciones aplicables del Reglamento Conjunto y las disposiciones aplicables de los Reglamentos y Códigos de Construcción Vigentes de las Agencias, Juntas Reglamentadoras o Corporaciones Públicas con jurisdicción. Certifico, además, que en la preparación de estos planos y especificaciones se ha cumplido cabalmente con lo dispuesto en la Ley 14-2004, según enmendada, conocida como la Ley para la Inversión por la Industria Puertorriqueña' y con la Ley Núm. 319 de 15 de mayo de 1938, según enmendada; Ley Núm. 96 de 6 de julio de 1978, según enmendada; según aplique. Reconozco que cualquier declaración falsa o falsificación de los hechos que se haya producido por desconocimiento o por negligencia ya sea por mí, mis agentes o empleados, o por otras personas con mi conocimiento, me hacen responsable de cualquier acción judicial y disciplinaria por la OGPe.

FILE NAME	19-048-AC-100
PLOT DATE	05.19.22
DWG. #	AC-100
DESIGNER	J.T.S.
APPROVING	J.T.S.
DRAFTSMAN	E.C.R.
ARCHIVO #	19-048

VANESSA DE MARI MONSERRATE, AIA

ARCHITECT

VANESSA DE MARI MONSERRATE, AIA
PO BOX 9932
SAN JUAN, PR 00908-9932
T: (787) 474-3672
F: (787) 474-3675
VDEMARI@FRCG.NET

F&R Construction Group, Inc.

EL CONQUISTADOR RESORT

CONSULTANTS

JORGE A. TORRES SCANDALI
INGENIERO MECANICO
LICENCIA NUM. 10906
TEL. (787) 763-4960

EL CONQUISTADOR RESORT
FAJARDO, PR

LA EZKINA

MARK	DATE	DESCRIPTION

PROJECT NO:
MODEL FILE:

PREPARED BY: A. LOPEZ
DATE: 5/19/2022

SHEET TITLE

AIR CONDITIONING LAYOUT AT FLOOR PLAN

AC-100

FAN COIL UNIT SCHEDULE - INVERTER																
ID TAG	SERVING	NOMINAL TOTAL LOAD (BTU/HR)	SENS LOAD (BTU/HR)	SUPPLY AIR (CFM)	FRESH AIR (CFM)	ELCTRICAL	MCA	MFA	FAN KW	FAN FLA	REFRI.	MANUF.	WEIGHT (LB)	FCU MODEL	DIMENSION (HxWxD)in	REMARKS
FC-01	FIRST FLOOR	72,000	?	2,765	1,000	208/1/60	7.5	15	1.520		R-410A	MIDEA	218	MDV-D72T1/VN1-B	18-1/2×56-5/8×33-1/8	

REMARKS:

(F0)FILTER FRAME WITH 35% EFF.
(F1)LONG LIFE REPLACEMENT FILTER 50%.
(F2)HIGH EFFICIENCY FILTER 65%.
(F3)HIGH EFFICIENCY FILTER 90%.
(S)SET THE EXTERNAL STATIC PRESSURE TO "HIGH STATIC PRESSURE".
(C)PAINTED, COLOR BY ARCHITECT.
(P)DRAIN PUMP KIT.
(H)AIR SUCTION CANVAS W/ HALF PANEL.
(BV)BV-SERIES BALL VALVES.
(R1)REMOTE CONTROLLER WIRED.
(R2)REMOTE CONTROLLER WIRELESS.

NOTES:

1) VERIFY ELECTRICAL CONNECTION AND VOLTAGE AT FIELD PRIOR TO EQUIPMENT PURCHASE.
2) CONTRACTOR SHALL BE RESPONSIBLE OF SUBMIT REFRIGERANT LINE SHOP DWG. FOR APPROVAL.
NO CHANGE ORDER WILL BE ALLOWED FOR A/C SYSTEMS MODIFICATIONS RESULTING FROM NON-COORDINATED SHOP DRAWINGS.
3) REFRIGERANT LINE SIZING SHALL BE DONE BY EQUIPMENT MANUFACTURER.
4) START UP SHALL BE DONE BY EQUIPMENT MANUFACTURER.

FAN COIL UNIT SCHEDULE–INVERTER

N.T.S.

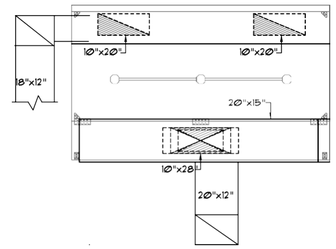

PLAN VIEW–HOOD #1

N.T.S.

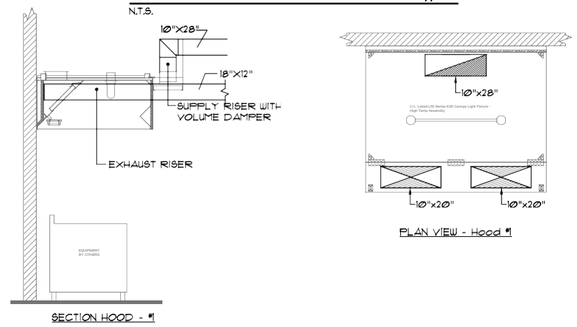

CONDENSING UNIT SCHEDULE - INVERTER														
ID TAG	SERVING	NOMINAL CAPACITY (MBH)	ELECTRICAL	MCA	MOP	MSC	RLA	Outdoor Power Fan Input KW	FLA	WEIGHT (LB)	REF.	MANUFA.	MODEL	REMARKS
CU-01	CU-01	144.0	208-3-60	53.8	70.0	-	24.0+16.0	0.54+0.54	3.9+3.9	741	R-410A	MIDEA	MV5-X144DXN1-A	

72

REMARKS:

(I)INTELLIGENT TOUCH CONTROLLER.
(S)SCHEDULE TIMER.
(C)CENTRAL REMOTE CONTROLLER.
(U)UNIFIED ON/OFF CONTROLLER.
(G)DIGITAL PRESSURE GAUGE KIT.
(T)MANUFACTURER HEAVY ANTI-CORROSION TREATMENT.

NOTES:

1) VERIFY ELECTRICAL CONNECTION AND VOLTAGE AT FIELD PRIOR TO EQUIPMENT PURCHASE.
2) REFRIGERANT LINE SIZING SHALL BE DONE BY EQUIPMENT MANUFACTURER.

CONDENSING UNIT SCHEDULE–INVERTER

N.T.S.

DUCT INSTALLATION FOR KITCHEN HOOD #1

N.T.S.

FAN NO.	VOLTS	CAPACITY C.F.M.	TOTAL STATIC PRESS IN H_2O	SPEED MAX R.P.M.	HP	REMARKS	LOCATION	FAN SELECTED	MANUFACTURED
SF–1	MACH EXISTING VOLTAGE	2000	1.0	1559	916 WATTS	–	SUPPLY	7D–400	SOLER & PALAU
EF–1	MACH EXISTING VOLTAGE	2400	1.0	955	3/4"	UL–762	EXHAUST	FX16B	PEN AIR
EF–2	MACH EXISTING VOLTAGE	400	.25	585	1/4		EXHAUST	FX10B	PEN AIR
						–			

EXHAUST AND SUPPLY FANS SCHEDULE

N.T.S.

Wiring Diagram

Project Name:Rest. Ezquina Conquistador
System Name:CU-1

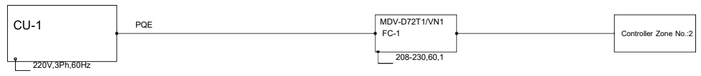

A/C SYSTEM WIRING DIAGRAM

N.T.S.

Piping Diagram

Project Name:Rest. Ezquina Conquistador
System Name:CU-1

ODU:77,000/0 Btu/h IDU Total:77,000/104,404/161,066 Btu/h



TC:69,262 Btu/h/SC:52,202 Btu/h/HC:80,533 Btu/h
ROOM1 0(0.0%)/0(0.0%)/0(0.0%) Btu/h

Branch list

SYMBOL	MODEL
B1	FQZHN-03D

Pipe list

SYMBOL	LIQUID	GAS	LENGTH
P1	Ø1/2	Ø1-1/8	3.0ft
P2	Ø3/8	Ø3/4	3.0ft
P3	Ø3/8	Ø3/4	3.0ft

A/C SYSTEM PIPING DIAGRAM

N.T.S.

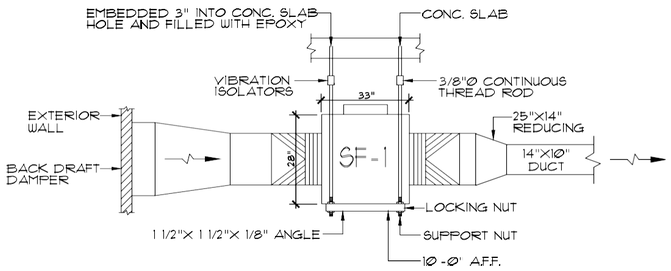

ELEVATION SF–1 SUPPLY FAN TYPICAL MOUNTING DETAIL

N.T.S.

FOR COORDINATION

NOTA IMPORTANTE:

Yo, JORGE A. TORRES SCANDALI, INGENIERO MECANICO, LICENCIA 10906, certifico que soy el profesional que diseñó la MECANICA, en estos planos y las especificaciones complementarias. También, certifico que entiendo que dichos planos y especificaciones cumplen con las disposiciones aplicables del Reglamento Conjunto y las disposiciones aplicables de los Reglamentos y Códigos de Construcción Vigentes de las Agencias, Juntas Reglamentadoras o Corporaciones Públicas con jurisdicción. Certifico, además, que en la preparación de estos planos y especificaciones se ha cumplido cabalmente con lo dispuesto en la Ley 14-2004, según enmendada, conocida como la Ley para la Inversión por la Industria Puertorriqueña' y con la Ley Núm. 319 de 15 de mayo de 1938, según enmendada; Ley Núm. 96 de 6 de julio de 1978, según enmendada; según aplique. Reconozco que cualquier declaración falsa o falsificación de los hechos que se haya producido por desconocimiento o por negligencia ya sea por mí, mis agentes o empleados, o por otras personas con mi conocimiento, me hacen responsable de cualquier acción judicial y disciplinaria por la OGPe.

Jorge Antonio Torres Scandali
Ingeniero Licenciado
Núm. 10906
Puerto Rico
Fecha de vencimiento: 2026-11-15

FILE NAME	19–048–200
PLOT DATE	12.06.21
DWG. #	AC–200
DESIGNER	J.T.S.
APPROVING	J.T.S.
DRAFTSMAN	E.C.R.
ARCHIVO #:	19–048

VANESSA DE MARI MONSERRATE, AIA

ARCHITECT

VANESSA DE MARI MONSERRATE, AIA
PO BOX 9932
SAN JUAN, PR 00908-9932
T: (787) 474-3672
F: (787) 474-3675
VDEMARI@FRCG.NET

F&R Construction Group, Inc.

EL CONQUISTADOR RESORT

CONSULTANTS

EL CONQUISTADOR RESORT
FAJARDO, PR

LA EZKINA

PROJECT NO:
MODEL FILE:
PREPARED BY: A. LOPEZ
DATE: 9/29/2021
SHEET TITLE

DUCT INSTALLATION DETAILS FOR KITCHEN HOOD

AC-200

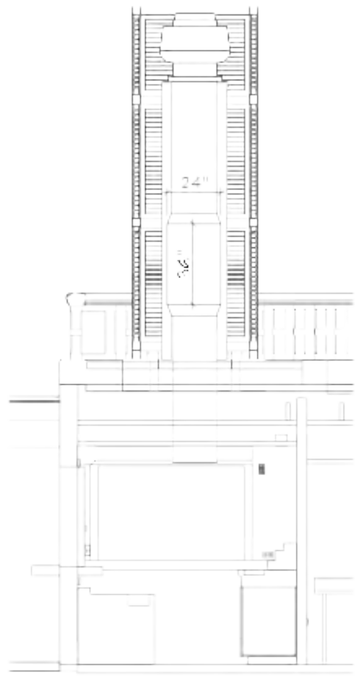

EXHAUST FAN SECTION 1

SCALE 3/8"=1'-0"

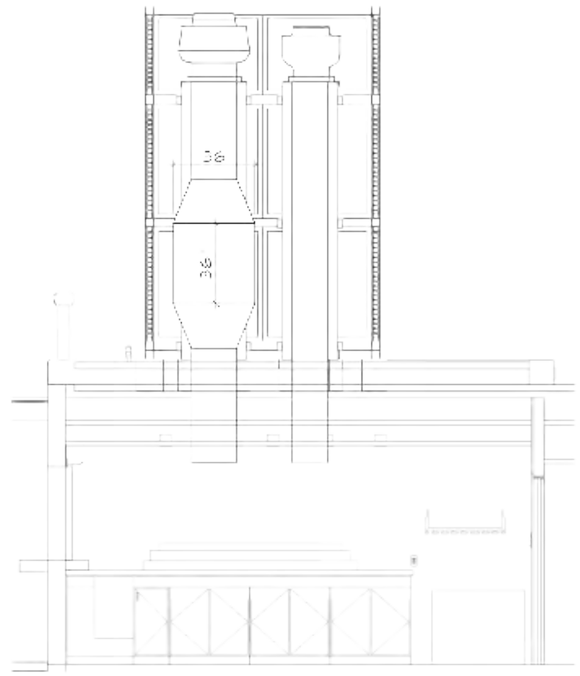

EXHAUST FAN SECTION 2

SCALE 3/8"=1'-0"

FOR COORDINATION

NOTA IMPORTANTE:

Yo, JORGE A. TORRES SCANDALI, INGENIERO MECANICO, LICENCIA 10906, certifico que soy el profesional que diseñó la MECANICA, en estos planos y las especificaciones complementarias. También, certifico que entiendo que dichos planos y especificaciones cumplen con las disposiciones aplicables del Reglamento Conjunto y las disposiciones aplicables de los Reglamentos y Códigos de Construcción Vigentes de las Agencias, Juntas Reglamentadoras o Corporaciones Públicas con jurisdicción. Certifico, además, que en la preparación de estos planos y especificaciones se ha cumplido cabalmente con lo dispuesto en la Ley 14-2004, según enmendada, conocida como la Ley para la Inversión por la Industria Puertorriqueña' y con la Ley Núm. 319 de 15 de mayo de 1938, según enmendada; Ley Núm. 96 de 6 de julio de 1978, según enmendada; según aplique. Reconozco que cualquier declaración falsa o falsificación de los hechos que se haya producido por desconocimiento o por negligencia ya sea por mí, mis agentes o empleados, o por otras personas con mi conocimiento, me hacen responsable de cualquier acción judicial y disciplinaria por la OGPe.

FILE NAME	19-048-AC-201
PLOT DATE	05.19.22
DWG. #	AC-201
DESIGNER	J.T.S.
APPROVING	J.T.S.
DRAFTSMAN	E.C.R.
ARCHIVO #	19-048

VANESSA DE MARI MONSERRATE, AIA

ARCHITECT

VANESSA DE MARI MONSERRATE, AIA
PO BOX 9932
SAN JUAN, PR 00908-9932
T: (787) 474-3672
F: (787) 474-3675
VDEMARI@FRCG.NET

F&R Construction Group, Inc.

EL CONQUISTADOR RESORT

CONSULTANTS

JORGE A. TORRES SCANDALI

EL CONQUISTADOR RESORT
FAJARDO, PR

LA EZKINA

MARK	DATE	DESCRIPTION

PROJECT NO:
MODEL FILE:

PREPARED BY: A. LOPEZ

DATE: 5/19/2022

SHEET TITLE

AIR CONDITIONING LAYOUT AT FLOOR PLAN

AC-201

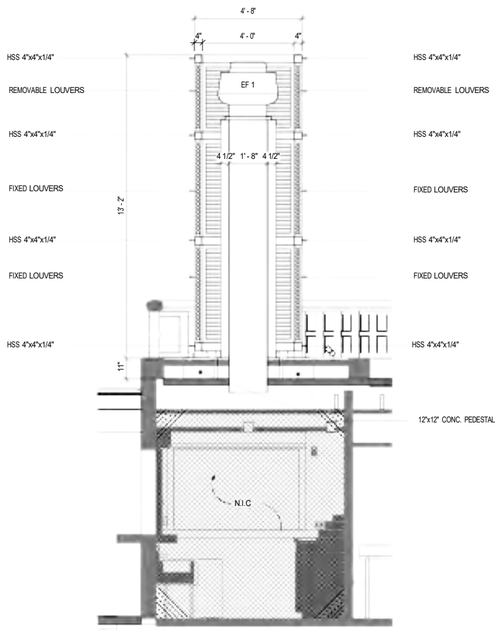

J,1 LA EZKINA EXHAUST FAN SECTION 1

SCALE: 3/8" = 1'-0"

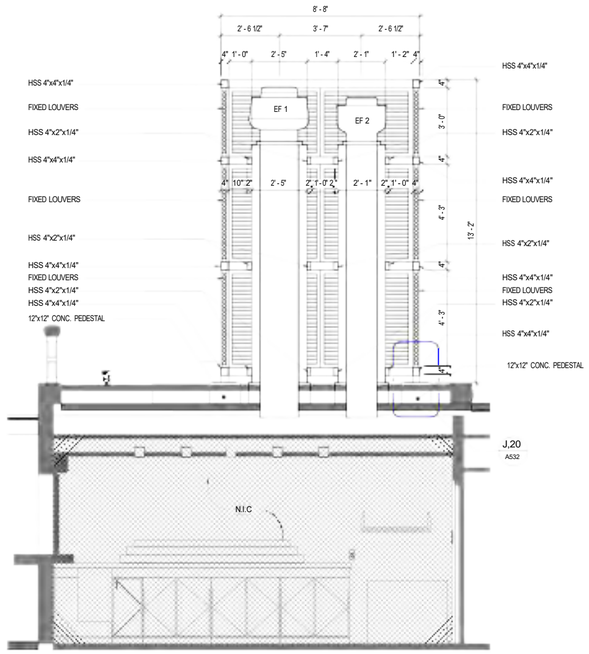

J,8 LA EZKINA EXHAUST FAN SECTION 2

SCALE: 3/8" = 1'-0"

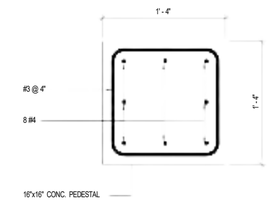

O,16 FAN TOWER CONC. PEDESTAL DET

SCALE: 1 1/2" = 1'-0"

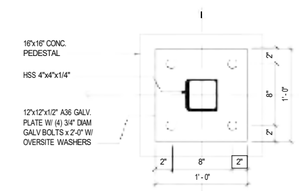

J,16 FAN TOWER BASE PLATE DET

SCALE: 1 1/2" = 1'-0"

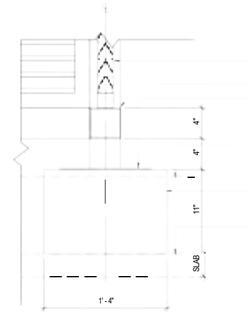

J,20 PEDESTAL SECTION DET

SCALE: 1 1/2" = 1'-0"

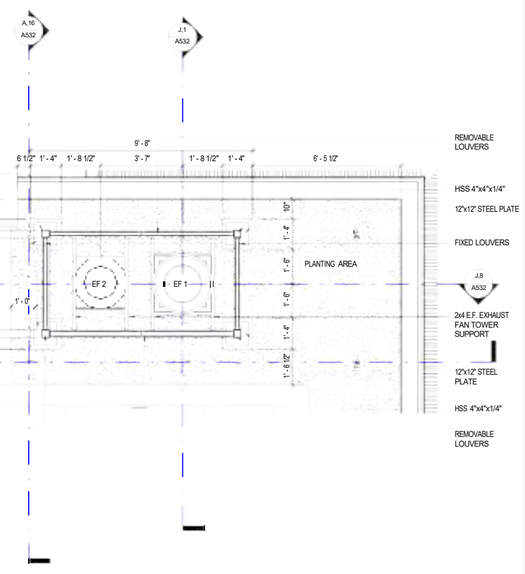

A,1 LA EZKINA EXHAUST FAN PLAN

SCALE: 3/8" = 1'-0"

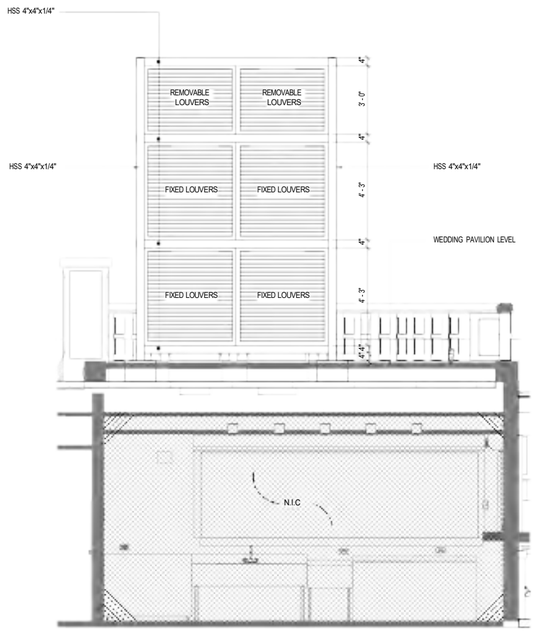

A,8 LA EZKINA EXHAUST FAN ELEVATION 1

SCALE: 3/8" = 1'-0"

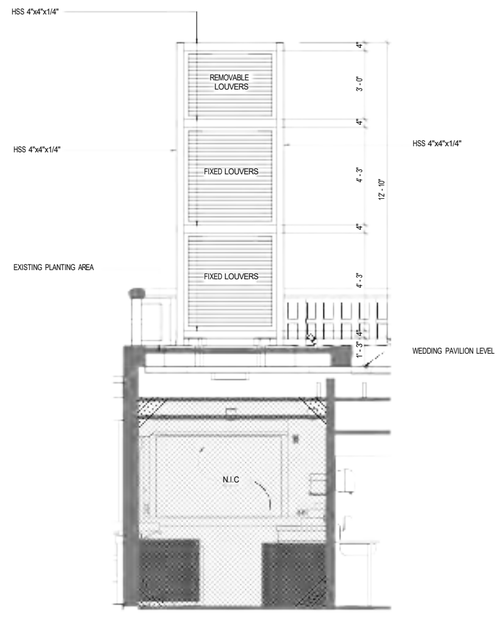

A,16 LA EZKINA EXHAUST FAN ELEVATION 2

SCALE: 3/8" = 1'-0"

V ARCHITECTURE
1701 Avenida Juan Ponce de León
Suite 206
San Juan, PR 00926-1985
787-622-3900
VARCHITECTURE.COM

THIS DOCUMENT AND ALL INFORMATION; DESIGN, CONCEPTS, DRAWINGS, DETAILS, SPECIFICATIONS & GENERAL NOTES CONTAINS HEREIN ARE THE EXCLUSIVE PROPERTY OF V ARCHITECTURE. IT SHALL NOT BE COPIEDOR TRANSMITTED IN ANY FORMS OR BY ANY MEAN ELECTRONIC INCLUDING RECORDING, PHOTOCOPYING, INFORMATION STORED & RETRIEVAL SYSTEMS, STRICTLY WITHOUT THE APPROPRIATE PRIOR WRITTEN PERMISSION OF V ARCHITECTURE. THESE DRAWINGS SHALL BE USED AS REFERENCE DOCUMENT WORKING INSTRUMENT ONLY BY AUTHORIZED PERSONNEL.

DESIGN CONSULTANTS

WIMBERLY INTERIORS

SEAL

OWNER

F&R Construction Group, Inc

EL CONQUISTADOR RESORT

PROJECT TITLE

EL CONQUISTADOR HOTEL
MAIN BUILDING RENOVATIONS

PROJECT ADDRESS

Conquistador Ave.
Fajardo, PR., 00738

KEY PLAN

No.	Revisions / Submissions	Date
	La Ezkina Reit Exhaust Ducts Screen	05.16.2022

DATE ISSUED:	03.03.2021
REVIEWED BY:	Checker
DRAWN BY:	Author
DESIGNED BY:	Designer
PROJECT NUMBER:	19.15

DRAWING TITLE

LA EZKINA EXHAUST FAN TOWER

DRAWING NO.

A532

BELLA VISTA 100% CD

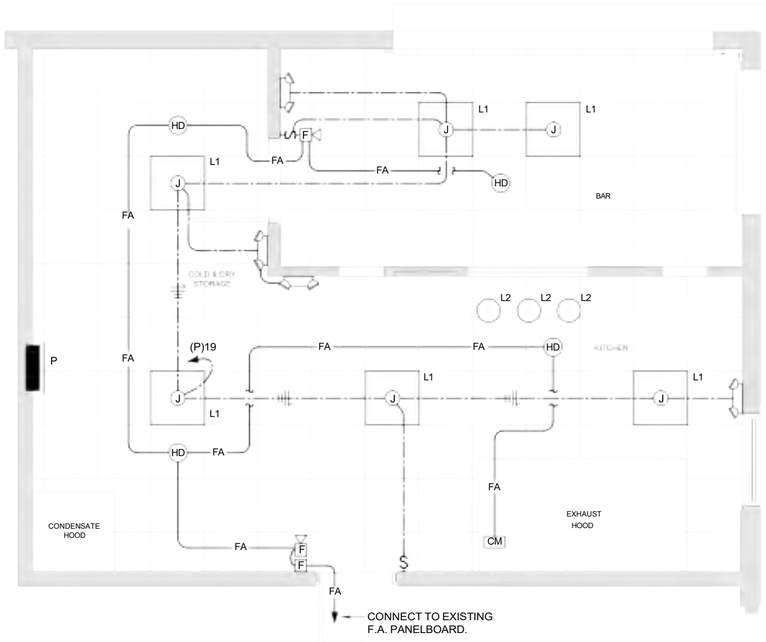

1 **LIGHTING PLAN**

SCALE: 3/8 " = 1'-0"

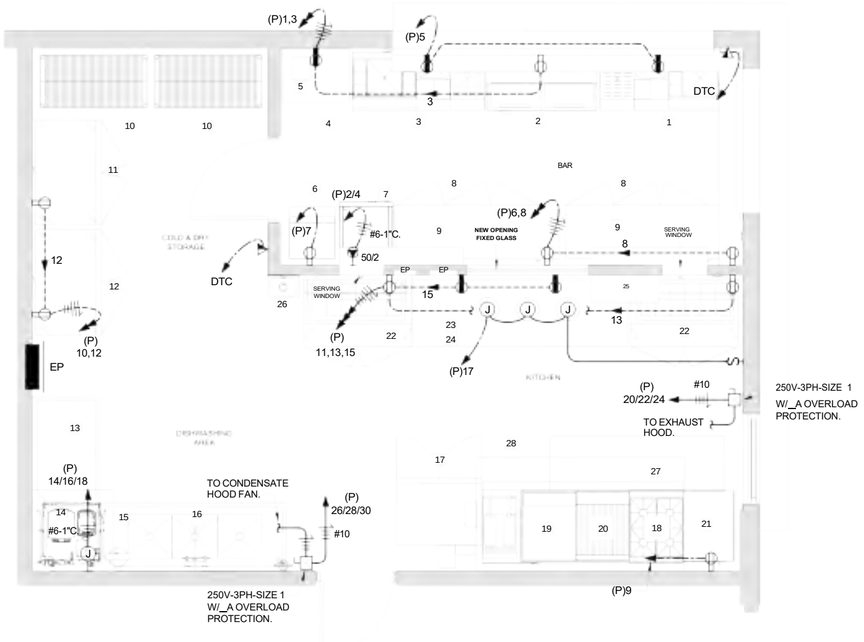

1 **POWER PLAN**

SCALE: 3/8 " = 1'-0"

VANESSA DE MARI MONSERRATE, AIA

ARCHITECT

VANESSA DE MARI MONSERRATE, AIA
PO BOX 9932
SAN JUAN, PR 00908-9932
T: (787) 474-3672
F: (787) 474-3675
VDEMARI@FRCG.NET

EL CONQUISTADOR RESORT

CONSULTANTS

JRR

JUAN R. RIQUENA & ASSOCIATES
ELECTRICAL ENGINEERS
P.O. BOX 1987 HATO REY, PUERTO RICO 00919

designed: A.LAZARO No.: 11483
draftsman: C.SAMARIEGO No.: 0.888

This drawing is not authorized to be released for contract until fully approved by Architect, Owner and all corresponding Government Agencies including P.R.E.P.A. and Telephone Company.

LIGHTING SCHEDULE

NO.	ITEM	MANUFATURER	MODEL NO.	FINISH	DESCRIPTION
L	METALUX	22CGT3540C / FPSUS2	HANGING LED PANEL W/ SUSPENSION KIT	WHITE	23-3/4" X 23-3/4"
L2	HATCO	DL-775	PENDANT HEAT LAMP	TBD	10.5" DIAM.

PANELBOARD SCHEDULE

PANEL DESCRIPTION: P — LOCATION: LA EZKINA
VOLTS: 208/120V-3PH-4W — AMPS: 225
MOUNTING: FLUSH — I.C.: 25,000
PANEL TYPE: G.E. — REMARKS: MAIN BREAKER 225 AMPS.

LOAD DESCRIPTION	FRAME	TRIP	CKT. NO.	CKT. NO.	TRIP	FRAME	LOAD DESCRIPTION
2 BOTTLE COOLER, 1.9A		20/GFI	1	2	50		GLASS WASHER, 37.2A
5 BLENDER, 13A		20/GFI	3	4			
1 3 SPEED BAR		20/GFI	5	6	20/GFI		BOTTLE COOLER, 2.7A 8
6 UNDERCOUNTER ICE MACH. 15A		20/GFI	7	8	20/GFI		BOTTLE COOLER, 2.7A 9
21 CHEF BASE, 9.9A	SHUNT	* 20/GFI	9	10	20/GFI		REACH-IN REFRIG, 5.4A 11
22 SANDWICH UNIT, 5.8A		20/GFI	11	12	20/GFI		REACH-IN FREEZER, 9.6A 12
23 SANDWICH UNIT, 5.8A		20/GFI	13	14	60 **		DISHWASHING MACH. 4.7A 14
24 WORK TABLE		20/GFI	15	16			
25 HEAT LAMP, 750W		20/GFI	17	18			
LIGHTS		20/GFI	19	20	20		EXHAUST HOOD
SPARE		20/GFI	21	22			
SPARE		20/GFI	23	24			
SPARE		20/GFI	25	26	20		CONDENSATE HOOD FAN
SPARE		20/GFI	27	28			
SPACE		-	29	30			
SPACE		-	31	32	-		SPACE
SPACE		-	33	34	-		SPACE
SPACE		-	35	36	-		SPACE
SPACE		-	37	38	-		SPACE
SPACE		-	39	40	-		SPACE
SPACE		-	41	42	-		SPACE

* BREAKER WITH SHUNT TRIP
** BREAKER WITH PADLOCK PROVISION

BAR & KITCHEN APPLIANCES

1. SPEED BAR (R)
2. BOTTLE COOLER 50", 120V, 1PH, 1.9 AMPS.
3. SPEED BAR (L)
4. WORK TABLE W/ BACKSPLASH 30" X 24"
5. BLENDER W/ COVER, 120V, 1PH, 13 AMPS.
6. UNDERCOUNTER ICE MACHINE, 115V, 15 AMPS.
7. GLASSWASHER, 208V, 1PH, 37.2A-40A BKR.
8. BOTTLE COOLER 72", 120V, 1PH, 2.7 AMPS. (2)
9. BOTTLE SHELF 12"
10. STORAGE RACK 24" X 48"
11. REACH-IN REFREIGERATOR, 120V, 1PH, 5.4 AMPS.
12. REACH-IN FREEZER, 120V, 1PH, 9.6 AMPS.
13. CLEAN DISHTABLE 47"
14. DISHWASHING MACHINE, 208V, 3PH, 12 KW, 60 BKR.
15. CONDENSATE HOOD 36" X 36"
16. THREE COMPARTMENT SINK 83"
17. GAS CONVECTION OVEN (SINGLE)
18. GAS BURNERS 24"
19. GRIDDLE 24"
20. BROILER 24"
21. CHEF BASE 96", 120V, 9.9 AMPS. (2)
22. SANDWICH UNIT 48", 120V, 5.8 AMPS.
23. HEAT LAMP 10.5" DIAM, 120V, 250W (3)
24. WORK TABLE 96" X 30" W/ BACKSPLASH & UNDERSHELF
25. WALL SHELF 24"
26. HAND SINK 14"
27. EXISTING EXHAUST HOOD 93"
28. DEEP FRYER

(P) — NEW PANELBOARD TO REPLACE EXISTING SEE NOTE 1.

ONE LINE DIAGRAM

N.T.S.

NOTE:

1-CONTRACTOR TO IDENTIFY CAPACITY OF EXISTING FEEDER SIZE AND INFORM TO ARCHITECTS OFFICE. IF NOT 4/0 AWG ADJUST BREAKER ACCORDINGLY.

ELECTRICAL NOTES:

1) E.C. TO VERIFY THE EXISTING FIELD CONDITIONS AT THE JOBSITE.
2) K.E.C. TO DELIVER AND SET IN PLACE THE NEW FOOD SERVICE EQUIPMENT BEING FURNISHED.
3) E.C. TO DO ALL ROUGHING AND MAKE ALL FINAL CONNECTIONS TO THE EQUIPMENT. E.C. TO FURNISH ALL TRIM ACCESSORIES, DISCONNECTS, CONTACTORS, SWITCHES, RELAYS, ETC., AS REQUIRED PER CODE.
4) ALL FOOD SERVICE EQUIPMENT IS TO BE INSTALLED AND HOOKED-UP IN ACCORDANCE WITH ALL PREVAILING BUILDING AND HEALTH CODES. (ALL WIRING AND CONDUIT TO BE CONCEALED)
5) DUPLEX RECEPTACLES IN ADDITION TO THOSE SHOWN ON THIS DRAWING TO BE PROVIDED AS REQUIRED BY LOCAL CODES OR BY OWNER.
6) E.C. TO PROVIDE ROUGH-IN, FINAL CONNECTIONS, AND CONTROL WIRING REQUIRED BETWEEN EXHAUST FANS, MAKE-UP AIR UNITS, STARTERS, GAS SOLENOID SHUT-OFF VALVES, AND CONTROL PANELS AS REQUIRED.
7) E.C. TO DO ALL THE INTERWIRING OF THE FIRE PROTECTION SYSTEM AND PROVIDE SHUNT TRIP/BREAKER TO TURN OFF ALL ELECTRICAL POWER TO ELECTRIC COOKING EQUIPMENT IN THE EVENT OF FIRE.
8) E.C. TO INTERWIRE FIRE PROTECTION SYSTEM TO EFFECT SHUT DOWN OF MAKE-UP AIR SUPPLY FANS IN THE EVENT OF FIRE WHILE EXHAUST FANS CONTINUE TO OPERATE.
9) E.C. INTERWIRE BETWEEN THE FIRE PROTECTION SYSTEM AND BUILDING ALARM SYSTEM IF REQUIRED BY ARCHITECT OR LOCAL CODE.
10) E.C. TO INTERWIRE FIRE EXTINGUISHING SYSTEM WITHEXHAUST FAN AND COOKING BATTERY TO CAUSE FAN TO TURN ON AND COOKING BATTERY TO TURN OFF WHEN FIRE SYSTEM IS ACTIVATED. E.C. TO CONNECT ALL THERMAL SENSORS AND PROBES FOR EXHAUST FAN AUTO-START FEATURES.
11) E.C. MUST MAKE ALLOWANCES FOR ANY APPLIED FINISH ADHERED TO CONNECTIONS FROM ALL EXHAUST HOODS/VENTILATORS TO EXHAUST SYSTEM.
12) E.C. TO COORDINATE W/ OWNER POINT OF SALE SYSTEMS LINE RUNS AND PROVIDE CONDUIT ACCORDING TO OWNERS INSTRUCTIONS.
13) ALL DIMENSIONS FOR CONNECTIONS TO THE FIXTURES SHOULD COME OUT OF WALL OR PARTITIONS AT REAR. ALL DIMENSIONS ARE FROM FINISHED FLOOR, WALLS OR COLUMNS.
14) ALL CONNECTIONS SPOTTED TO ACTUAL LOCATION TO THE POINT OF CONNECTION AND HEIGHT ABOVE FINISHED FLOOR. THESE ARE NOT NECESSARILY THE LOCATION OF THE STUB-IN AS ALLOWANCES MUST BE MADE FOR DISCONNECT SWITCHES, VALVES, TEES, ETC. FURNISHED AND INSTALLED BY OTHERS.
15) ALL CONNECTIONS INDICATED "THRU-FLOOR" OR "THRU WALL" ARE TO BE STUBBED 4" CLEAR THEN RUN TO CONNECTION POINT AFTER EQUIPMENT HAS BEEN SET IN PLACE.
16) IN ALL CASES DIMENSIONS SHOWN SUPERCEDE SCALE.
17) THIS DRAWING MUST NOT BE CONSIDERED AS GIVING LOCATIONS OF SLEEVES IN FLOORS.
18) ALL EQUIPMENT UNDER HOOD MUST BE PROVIDED WITH SHUBT TRIP BREAKER TO BE CONTROLLED BY HOOD FIRE SUPPRESSION SYSTEM REFER TO MECHANICAL DRAWINGS AND COORDINATE KITCHEN EQUIPMENT INSTALLER

EL CONQUISTADOR RESORT
FAJARDO, PR

LA EZKINA

MARK	DATE	DESCRIPTION
	11/11/2021	DIMENSIONS ADDED

PROJECT NO:
MODEL FILE:

PREPARED BY: A. LOPEZ

DATE: 9/29/2021

SHEET TITLE

ELECTRICAL PLAN

ADVANCE PRINT
DATE: November 18, 2021

E-101

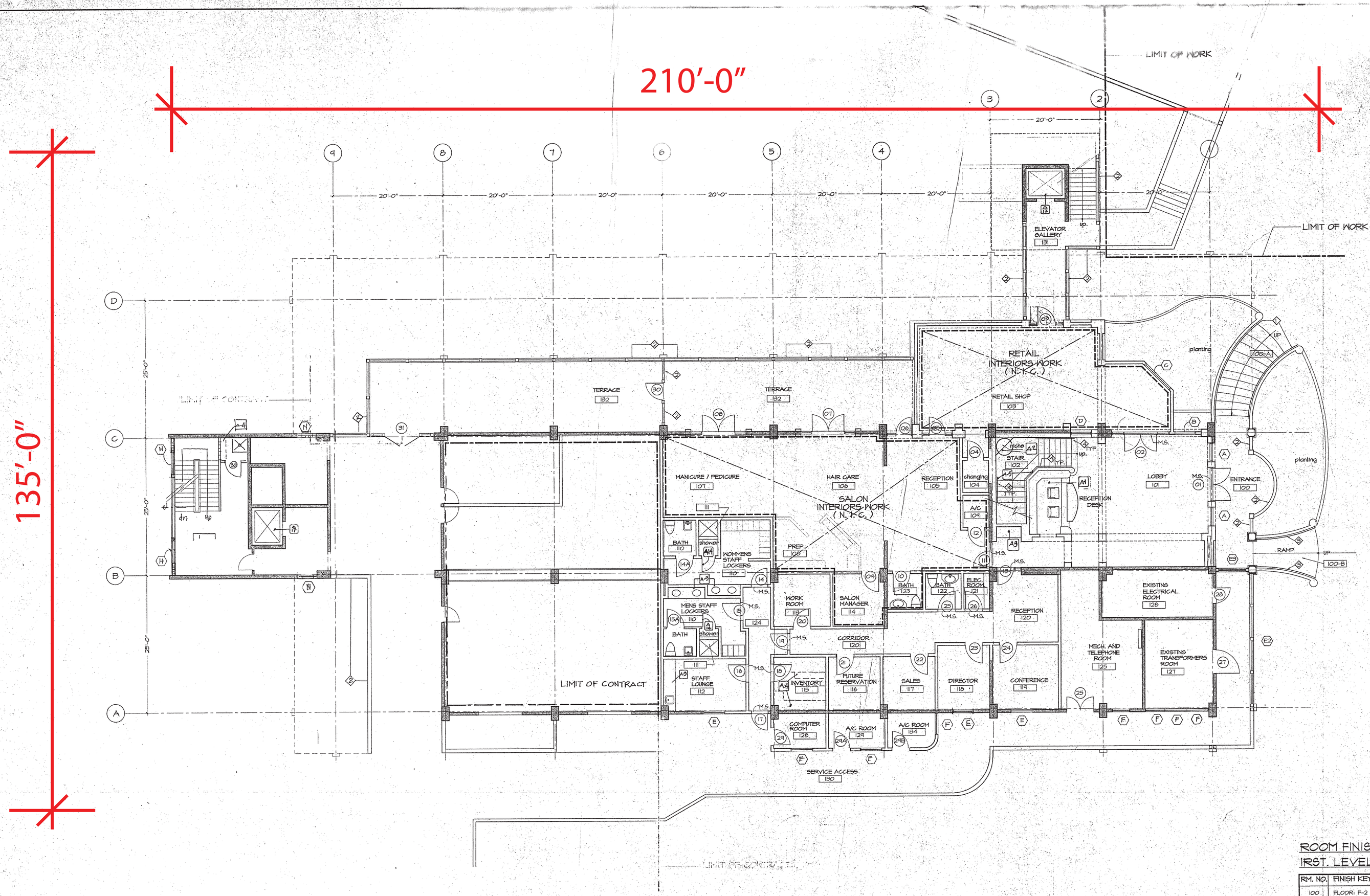

REMODELED 1ST. LEVEL PLAN

SCALE: 1/8" = 1'-0"

ROOM FINISH SCHEDULE
1RST. LEVEL

RM. NO.	FINISH KEY	RM. NO.	FINISH KEY	RM. NO.	FINISH KEY
100	FLOOR: F-2 BASE: B-1 WALLS: W-1	100-A 100-B	FLOOR: F-1 BASE: N/A WALLS: W-1 FLOOR: F-3 BASE: N/A WALLS: W-1	122	FLOOR: F-11 BASE: N/A WALLS: W-6
101	FLOOR: F-5 BASE: B-2 WALLS: W-2	111	FLOOR: F-8 BASE: N/A WALLS: CEILING: P-	124	FLOOR: F-4 BASE: 5 WALLS: W-5 CEILING: P-
102	FLOOR: F-6 BASE: B-3 B-4 WALLS: W-2 W-3	112 126	FLOOR: F-9 BASE: B-5 WALLS: W-5 CEILING: P-	131 132	FLOOR: F-12 BASE: B-7 WALLS: W-1 CEILING: P-
103 104 105 106 107 108	N.I.C. N.I.C. N.I.C. N.I.C. N.I.C. N.I.C.	119 116 117 118 114 120	FLOOR: F-10 BASE: B-6 WALLS: W-5 CEILING: P-		
109 114 123	N.I.C. N.I.C. N.I.C.	115	FLOOR: F-4 BASE: N/A WALLS: W-5 CEILING: P-		
110	FLOOR: F-7 BASE: N/A WALLS: W-4	121 125 127 128 129 134	FLOOR: F-4 BASE: N/A WALLS: W-5 CEILING: P-		

EL CONQUISTADOR
RESORT & COUNTRY CLUB
FAJARDO, PUERTO RICO

CONSULTANT:
STRUCTURAL:
RAY A/E
MECHANICAL:
JUAN CARDET, P.E.
ELECTRICAL:
REQUENA & ASSOC

Jorge Rossello & Assoc.
Interior Designers
and Space Planners
#2 Almendares St.,
2nd. Floor
Condado, P.R. 00907
(787) 722-2401
(787) 725-2990

Consultant:
René Jean - Architect

CAREFREE
SPA

REVISIONS

BY	DESCRIPTION	BY	DATE

PROJECT NO.:
FILE NAME: IFL-REM.DWG
DRAWN BY: J.L.R.
SCALE: 1/8" = 1'-0"
DATE: MAR/27/98
PLOT SCALE: 1=96
PLOT DATE: MAR/27/98

TITLE:
REMODELED
1ST. LEVEL
PLAN

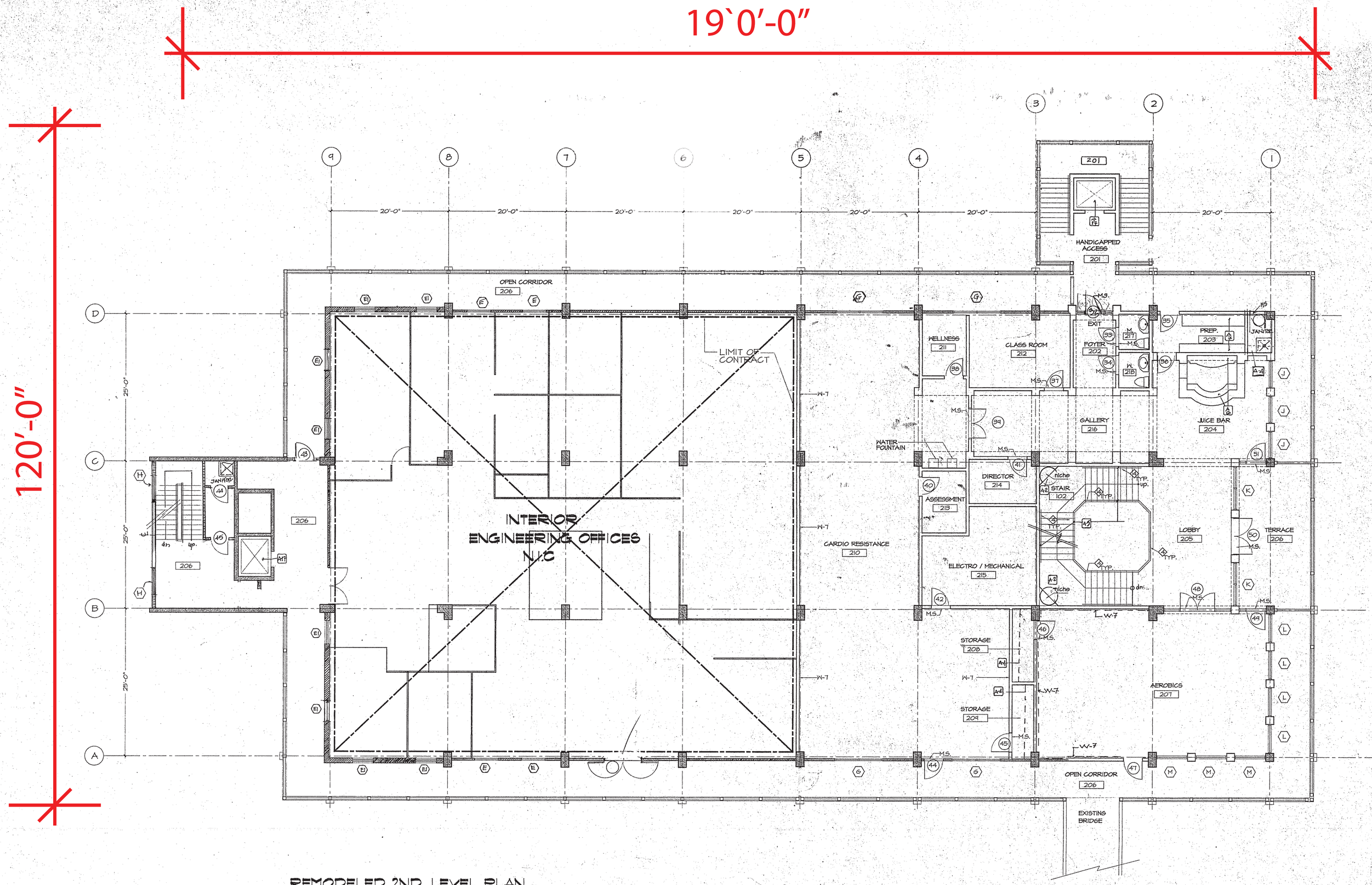

REMODELED 2ND. LEVEL PLAN

SCALE: 1/8" = 1'-0"

ROOM FINISH SCHEDULE
2ND. LEVEL

RM. NO.	FINISH KEY	RM. NO.	FINISH KEY
201 206	FLOOR: F-12 BASE: B-1 WALLS: W-1 CEILING: P-	210	FLOOR: F-15 BASE: B-6 WALLS: W-2 *W-7 CEILING: P-
202 204 205 216	FLOOR: F-6 BASE: B-8 WALLS: W-2 CEILING: P-	211 212 213 214	FLOOR: F-10 BASE: B-6 WALLS: W-2 CEILING: P-
	FLOOR: F- BASE: B- WALLS: W- CEILING: P-	215	FLOOR: F-4 BASE: N/A WALLS: W-5 CEILING: P-
207	FLOOR: F-13 BASE: B-4 WALLS: *W-7 COLUMNS: W-2	203	FLOOR: F-16 BASE: N/A WALLS: W-6 CEILING: P-
208 209	FLOOR: F-14 BASE: B-10 WALLS: W-5 CEILING: P-	217 218	FLOOR: F-6 BASE: B-8 WALLS: W-2 CEILING: P-

NOTES:
MIRROR IN ROOM 207 HAVE TO BE INSTALLED OVER A CONTINUOUS LEVELED SURFACE AND CORRECTLY PLUMBED.

EL CONQUISTADOR
RESORT & COUNTRY CLUB
FAJARDO, PUERTO RICO

CONSULTANT:

Jorge Rossello & Assoc.
Interior Designers
and Space Planners
#2 Almendares St.,
2nd. Floor
Condado, P.R. 00907
(787) 722-2401
(787) 725-2990

Consultant:
Rene Jean – Architect

CAREFREE SPA

REVISIONS

BY	DESCRIPTION	BY	DATE
1		2	3 4 5

PROJECT NO.:

FILE NAME: 2FL-REMDNG

DRAWN BY: J.L.R.

SCALE: 1/8" = 1'-0"

DATE: MAR/27/98

PLOT SCALE: 1=96

PLOT DATE: MAR/27/98

TITLE: REMODELED 2ND. LEVEL PLAN

DRA

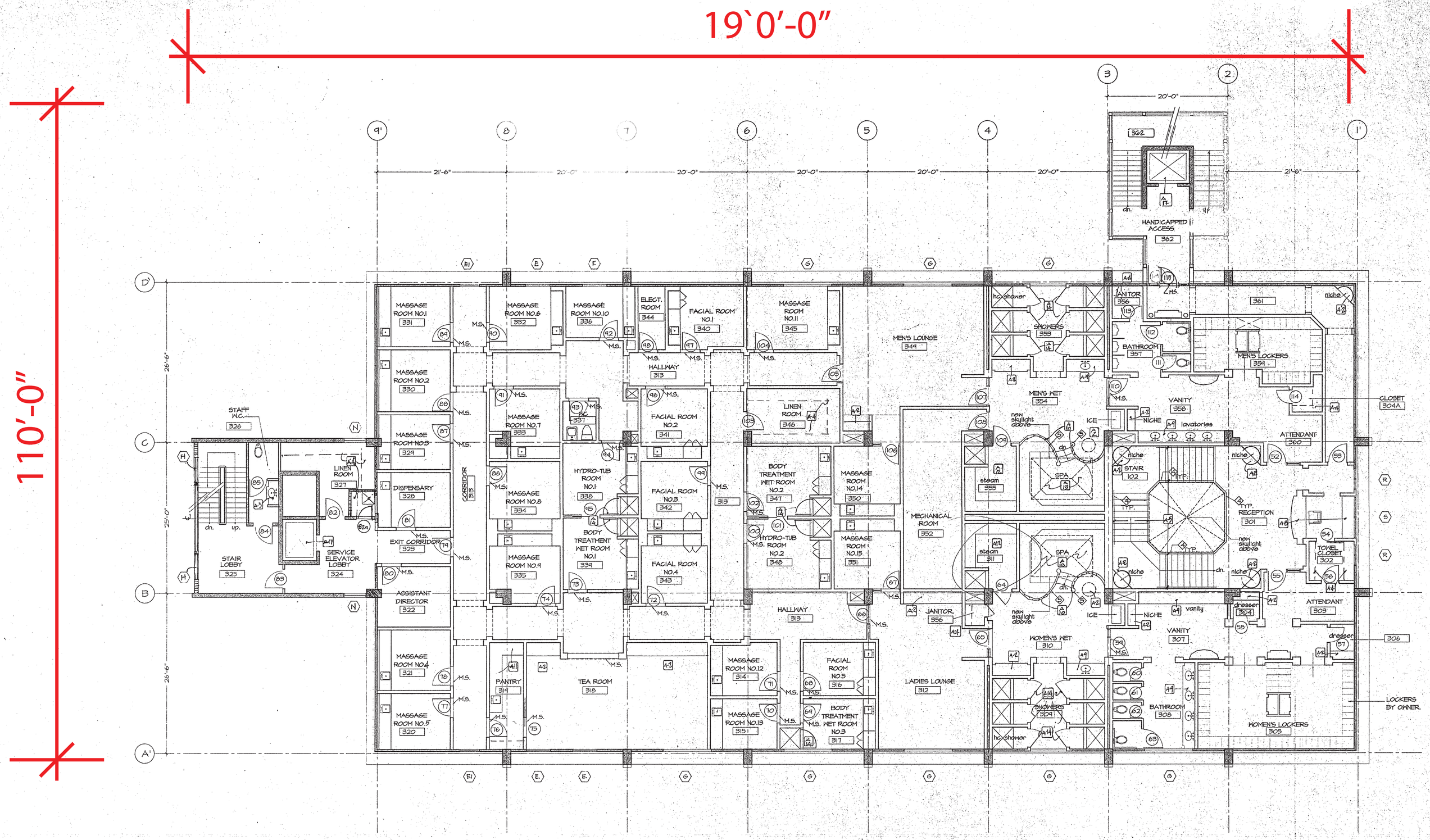

REMODELED 3RD. LEVEL PLAN

SCALE: 1/8" = 1'-0"

PRICING SET
NOT FOR
CONSTRUCTION
Date: March 27, 1998

ROOM FINISH SCHEDULE
3RD. LEVEL

RM. NO.	FINISH KEY	RM. NO.	FINISH KEY	RM. NO.	FINISH KEY	RM. NO.	FINISH KEY	RM. NO.	FINISH KEY	RM. NO.	FINISH KEY
301	FLOOR: F-6 BASE: B-8 WALLS: W-2 CEILING: P-	309 310	FLOOR: F-18 BASE: N/A WALLS: W-9 *W-10 CEILING: P-	317 347 334	FLOOR: F-6 BASE: N/A WALLS: W-6 CEILING: P-	325	FLOOR: F-4 BASE: N/A WALLS: W-6 CEILING: P-	344	FLOOR: F-6 BASE: B-8 WALLS: W-2 CEILING: P-	360	FLOOR: F-6 BASE: B-8 WALLS: W-2 CEILING: P-
302 302A	FLOOR: F-6 BASE: B-8 WALLS: W- CEILING: P-	311	FLOOR: F-6 BASE: N/A WALLS: W-11 CEILING: P-	338 348	FLOOR: F-6 BASE: N/A WALLS: W-6 CEILING: P-	326	FLOOR: F-7 BASE: N/A WALLS: W-4 CEILING: P-	353 354	FLOOR: F-18 BASE: N/A WALLS: W-9 *W-10 CEILING: P-	361	FLOOR: F-6 BASE: B-8 WALLS: W-2 CEILING: P-
303	FLOOR: F-6 BASE: B-8 WALLS: W-2 CEILING: P-	312	FLOOR: F-6 BASE: B-8 WALLS: W-2 CEILING: P-	318	FLOOR: F-6 BASE: B-8 WALLS: W-2 CEILING: P-	327 346	FLOOR: F-12 BASE: B-7 WALLS: W-5 CEILING: P-	355	FLOOR: F-19 BASE: N/A WALLS: W-11 CEILING: P-	361	FLOOR: F-12 BASE: B-7 WALLS: W-1 CEILING: P-
304 306	FLOOR: F-6 BASE: B-8 WALLS: W-2 CEILING: P-	313	FLOOR: F-20 BASE: B-11 WALLS: W-2 CEILING: P-	319	FLOOR: F-16 BASE: N/A WALLS: W-6 CEILING: P-	328	FLOOR: F-12 BASE: B-7 WALLS: W-5 CEILING: P-	356 356A	FLOOR: F-6 BASE: N/A WALLS: W-6 CEILING: P-		
305	FLOOR: F-17 BASE: B-6 WALLS: W-2 CEILING: P-	314 315 320 321 324 330 331 332 333 334 335 336 345 350 351	FLOOR: F-20 BASE: B-11 WALLS: W-2 CEILING: P-	322	FLOOR: F-10 BASE: B-11 WALLS: W-5 CEILING: P-	337	FLOOR: F-6 BASE: B-8 WALLS: W-8 W-2 CEILING: P-	357 358	FLOOR: F-6 BASE: B-8 WALLS: W-8 W-2 CEILING: P-		
307 308	FLOOR: -6 BA SE: 8 W	316 340 341 342 34	FLOOR: F-20 BASE: B-11 WALLS: W-2 P-	323 324	FLOOR: F-12 BASE: B-7 WALLS: W-5 CEILING: P-	344 352	FLOOR: F-4 BASE: N/A WALLS: W-5 CEILING: P-	359	FLOOR: F-17 BASE: B-6 WALLS: W-2 CEILING: P-		

EL CONQUISTADOR
RESORT & COUNTRY CLUB
FAJARDO, PUERTO RICO

CONSULTANT:
STRUCTURAL:
RAY A/E.
MECHANICAL:
JUAN CARDET, P.E.
ELECTRICAL:
REQUENA & ASSOC.

Jorge Rossello & Assoc.
Interior Designers
and Space Planners
92 Almendares St.,
2nd. Floor
Condado, P.R. 00907
(787) 722-2401
(787) 725-2990

Consultant:
Rene Jean – Architect

CAREFREE
SPA

REVISIONS
BY	DESCRIPTION	BY	DATE

PROJECT NO.:
FILE NAME: 3FL-REMD96
DRAWN BY: J.L.R.
SCALE: 1/8" = 1'-0"
DATE: MAR/27/98
PLOT SCALE: 1=96
PLOT DATE: MAR/27/98

TITLE:
REMODELED
3RD. LEVEL
PLAN

DRA

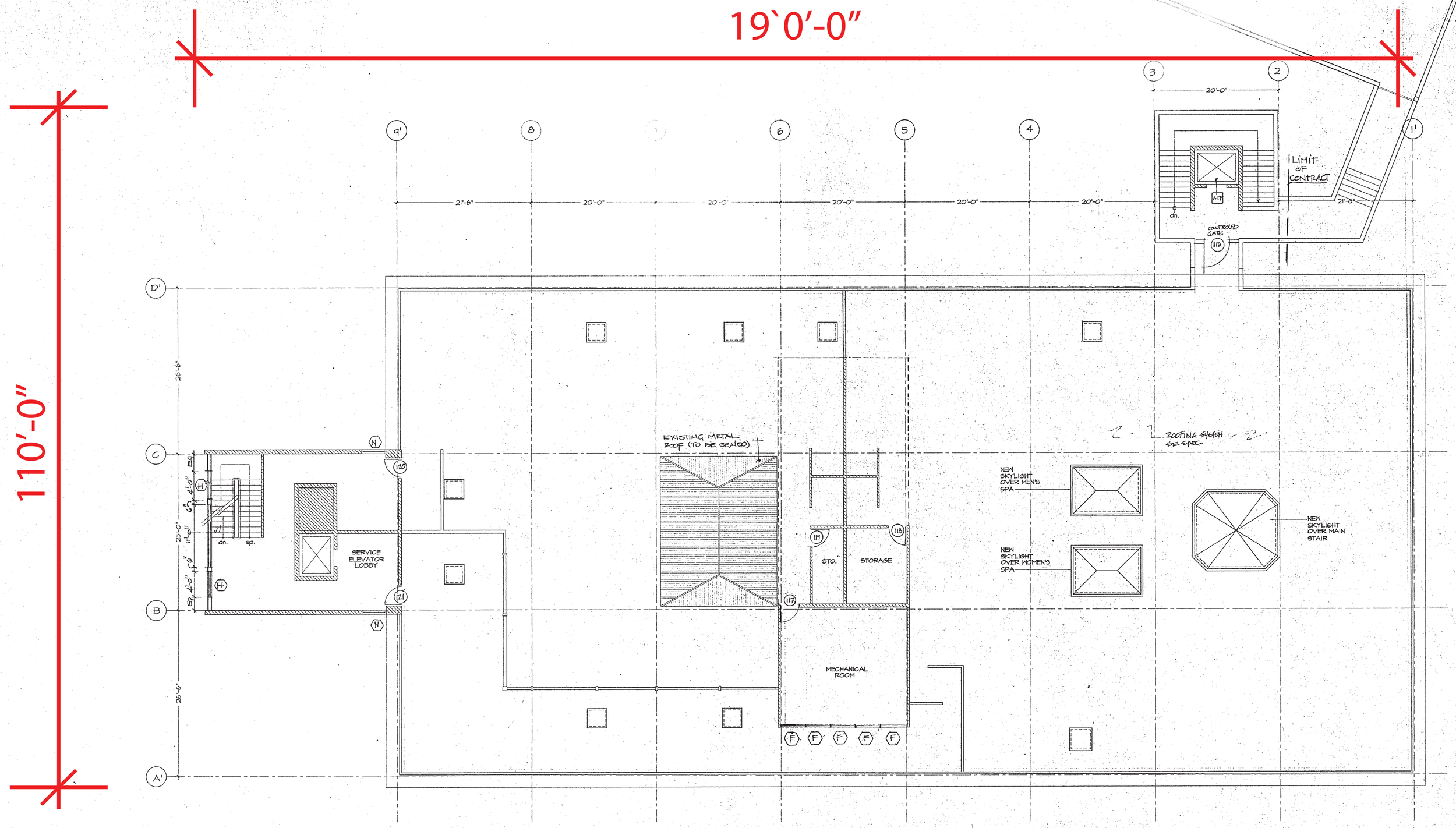

REMODELED ROOF PLAN

SCALE: 1/8" = 1'-0"

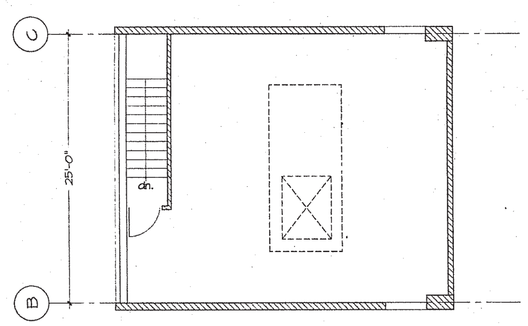

SERVICE AREA

MACHINE ROOM PLAN

SCALE: 1/8" = 1'-0"

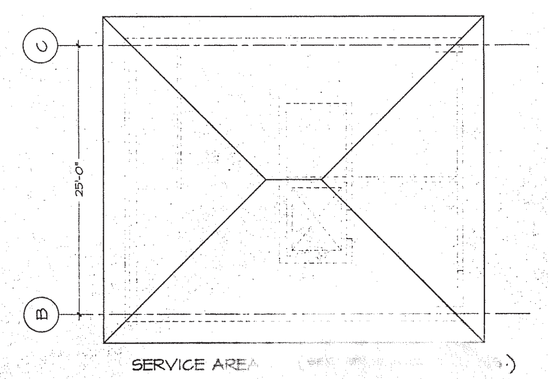

SERVICE AREA

MACH

SCALE: 1/8

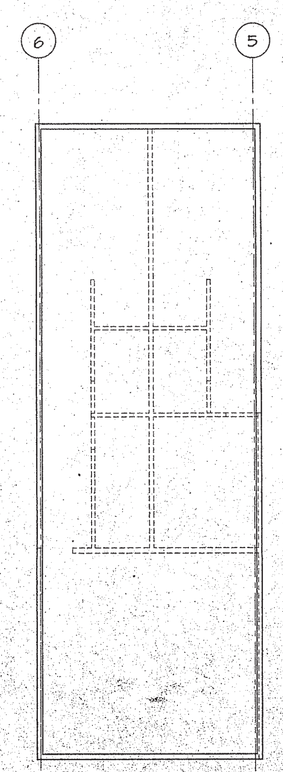

MECH. ROOM ROOF PLAN

SCALE: 1/8" = 1'-0"

ROOFING SYSTEM SPECIFICATIONS:

A. INSULATION: 2" "ULTRA-GUARD" ISOCYANURATE AS MANUF. BY SHULLER, MECHANICALLY FASTENED.

B. CRICKETS & CANT STRIPS: TAPERED "FESCO BOARD" AS MANUF. BY SHULLER.

C. BASE PLY: 3 PLIES "GLASPLY IV" AS MANUF. BY SHULLER.

D. TOP PLY: "DYNALASTIC 250" 4MM, PUNCTURE RESISTANT, WHITE, AS MANUF. BY SHULLER.

E. FLASHINGS FOR PARAPET WALLS: "DYNAFLEX" AS MANUF. BY SHULLER.

F. ALUMINUM FLASHINGS .032.

G. FASTENING MATERIALS FOR INSULATION: "ULTRAFAST" AS MANUF. BY SHULLER.

H. OTHER REQUIRED MATERIALS AS INDICATED ON DRAWINGS AND AS RECOMENDED BY MANUF.

I. WARRANTY: 10 YEARS MATERIALS AND WORKMANSHIP.

PRICING SET
NOT FOR
CONSTRUCTION
Date: March 27, 1998

EL CONQUISTADOR
RESORT & COUNTRY CLUB
FAJARDO, PUERTO RICO

CONSULTANT:

Jorge Rossello & Assoc.
Interior Designers
and Space Planners
#2 Almendares St.,
2nd. Floor
Condado, P.R. 00907
(787) 722-2401
(787) 725-2990

Consultant:
Rene Jean – Architect

CAREFREE
SPA

REVISIONS

BY	DESCRIPTION	BY	DATE

PROJECT NO.:
FILE NAME: ROOF-REMDWG
DRAWN BY: J.L.R.
SCALE: 1/8" = 1'-0"
DATE: MAR/23/98
PLOT SCALE: 1=96
PLOT DATE: MAR/23/98

TITLE:
REMODELED
ROOF PLAN

DRAWIN
A-4.

October 20, 2022

Arch. Carlos A. Rubio Cancela
Executive Director
State Historic Preservation Officer
Cuartel de Ballajá Bldg.
San Juan, Puerto Rico

Re: Authorization to Submit Documents

Dear Arch. Rubio Cancela:

The U.S. Department of Housing (HUD) approved the allocations of Community Development Block Grant (CDBG-DR) funds on February 9, 2018. It also approved the allocation of Community Development Block Grant Mitigation (CDBG-MIT) funds on January 27, 2020. The purpose of these allocations is to address unsatisfied needs as a result of Hurricanes Irma and Maria in September 2017; and to carry out strategic and high-impact activities to mitigate disaster risks and reduce future losses.

To comply with the environmental requirements established by HUD, the Department of Housing of Puerto Rico (PRDOH) contracted Horne Federal LLC to provide environmental registry review services, among others, that will support the objectives of the agenda for both CDBG-DR and CDBG -MIT Programs.

In line to expedite the processes, Horne Federal LLC, is authorized to submit to the State Historic Preservation Officer, documentation of projects related to both the CDBG-DR and CDBG-MIT on behalf of PRDOH.

Cordially,

Juan C. Pérez Bofill, P.E. M.Eng
Director of Disaster Recovery
CDBG DR-MIT